EDITION 2022

50 Hz

# Pentax®

## WATER PUMPS

# GENERAL CATALOGUE

www.pentax-pumps.it

WHERE THERE'S WATER
THERE'S PENTAX

Pentax®
WATER PUMPS

www.pentax-pumps.it

# 50Hz Catalogue update

NUOVI AGGIORNAMENTI NEL CATALOGO / NEW UPDATES TO THE CATALOG
NUEVAS ACTUALIZACIONES EN EL CATÁLOGO / NOUVELLES MISES À JOUR DU CATALOGUE

| | |
|---|---|
| <br>**CAM**<br>50N-75N | <br>**INOX**<br>50-80N-100N-120-140 |
| <br>**ULTRA A**<br>**ULTRA SA** | <br>**CM**<br>400-550 |
| <br>**CS**<br>75/2-100/2-120/2 | <br>**CH**<br>350-550 |
| <br>**CB**<br>400-900 / 800-1500 | <br>**MB** |
| <br>**CM** EN 733 ~ 2900 r.p.m. | <br>**CA/CAT/CAX** EN 733 ~ 2900 r.p.m.<br>**4CA/4CAT/4CAX** EN 733 ~ 1450 r.p.m. |
| <br>**PSC** | <br>**CMS-CMX** |

| | |
|---|---|
| <br>**ULTRA HS/HX** | <br>**DTR 101** |
| <br>**4L, 6L, LMG, LR, LM, E14** | <br>**PTR12 - PTR14** |
| <br>**SWIMMING POOL** | <br>**RACCORDI / CONNECTORS / CONEXIONES / RACCORDS** |

# MISSION

**"Creating value is our prime goal"**
Gianluigi Pedrollo, Chairman

Dopo oltre 20 anni di attività si possono finalmente tracciare le linee guida che hanno governato e diretto lo sviluppo industriale di Pentax Industries SpA. Azioni e processi che si sono intersecati con l'evidente scopo precipuo di creare valore, benefit da ridistribuire alle varie componenti del processo produttivo e distributivo.
Una razionale allocazione delle risorse disponibili, unitamente ad un raffinato programma di decentramento produttivo, hanno consentito all'azienda di adeguarsi alle mutevoli condizioni del mercato, ogni volta con estrema rapidità.
Massima attenzione ai mercati, quindi, con l'impegno di rispondere in tempo reale alle specifiche esigenze delle diverse piazze, prestando particolare attenzione al progredire tecnologico. Tutto questo nell'ottica di un'attenta politica per la soddisfazione del cliente.

After over 20 years of business activity, the guidelines that have governed and directed the industrial development of Pentax Industries SpA can finally be traced. Actions and processes have intersected each other with the evident main aim of creating value and benefits for the various parts of the production and distribution process.
A rational allocation of available resources, together with a refined programme of decentralization of production, have enabled the company to quickly adapt every time to fast-changing market conditions.
Close focus on markets, undertaking to respond to the specific requirements of different areas, with special attention for technological progress. All this in a careful "customer satisfaction" policy perspective.

Tras más de veinte años de actividad, finalmente se pueden trazar las directrices que han gobernado y dirigido el desarrollo industrial de Pentax Industries SpA. Acciones y procesos que se han cruzado con la finalidad principal de crear valor y beneficios para redistribuir entre los diferentes componentes del proceso productivo y distributivo.
El reparto racional de los recursos disponibles y un refinado programa de descentralización productivo, han permitido a la empresa adecuarse a las condiciones cambiantes del mercado, siempre con gran rapidez.
Hablamos, por tanto, de una especial atención a los mercados con el compromiso de responder en tiempo real a las exigencias específicas de los diferentes puntos, incidiendo en todo momento en el progreso tecnológico. Todo ello a partir de una política minuciosa para satisfacer siempre al cliente.

Après plus de 20 ans d'activité, il est enfin possible de tracer les lignes directrices qui ont gouverné et dirigé le développement industriel de Pentax Industries SpA. Des actions et des processus se sont croisés ayant pour objectif principal évident de créer de la valeur ainsi que des bénéfices à redistribuer aux différents composants du processus de production et de distribution.
Une attribution rationnelle des ressources disponibles et un programme de décentralisation productive raffiné ont permis à l'entreprise de s'adapter aux conditions changeantes du marché, chaque fois avec une grande rapidité.
Un maximum d'attention accordée aux marchés, donc, en s'engageant à répondre en temps réel aux exigences spécifiques des différentes places, tout en prêtant une attention particulière au progrès technologique. Tout cela dans l'optique de réaliser une politique attentive afin de satisfaire le client.

## GAZZETTA UFFICIALE DELL'UNIONE EUROPEA

Regolamento UE 547/2012
ALLEGATO II
«Il valore di riferimento per le pompe per acqua più efficienti è MEI ≥ 0,70».
«L'efficienza di una pompa con girante tornita è generalmente inferiore a quella di una pompa con diametro di girante pieno. La tornitura della girante adegua la pompa a un punto di lavoro fisso, con un conseguente minore consumo di energia. L'indice di efficienza minima (MEI) è basato sul diametro massimo della girante».
«Il funzionamento della presente pompa per acqua con punti di funzionamento variabili può essere più efficiente ed economico se controllato, ad esempio, tramite un motore a velocità variabile che adegua il funzionamento della pompa al sistema».
Le informazioni sull'efficienza di riferimento sono disponibili all'indirizzo: www.europump.org/efficiencycharts.

## OFFICIAL JOURNAL OF THE EUROPEAN UNION

Regulation UE 547/2012
ANNEX II
«The benchmark for most efficient water pumps is MEI ≥ 0,70».
«The efficiency of a pump with a trimmed impeller is usually lower than that of a pump with the full impeller diameter. The trimming of the impeller will adapt the pump to a fixed duty point, leading to reduced energy consumption. The minimum efficiency index (MEI) is based on the full impeller diameter».
«The operation of this water pump with variable duty points may be more efficient and economic when controlled, for example, by the use of a variable speed drive that matches the pump duty to the system».
Information on benchmark efficiency is available at: www.europump.org/efficiencycharts.

## DIARIO OFICIAL DE LA UNIÓN EUROPEA

Reglamento (UE) no 547/2012
ANEXO II
«El valor de referencia para las bombas hidráulicas más eficientes es MEI ≥ 0,70».
«La eficiencia de una bomba con un impulsor ajustado suele ser inferior a la de una bomba con el impulsor de diámetro completo. El ajuste del impulsor adapta la bomba a un punto de trabajo fijado, que da lugar a un menor consumo energético. El índice de eficiencia mínima (MEI) se basa en el impulsor de diámetro completo».
«El funcionamiento de esta bomba hidráulica con puntos de trabajo variables puede resultar más eficiente y económico si se controla, por ejemplo, mediante el uso de un mando de regulación de velocidad que ajuste el trabajo de la bomba al sistema».
La información sobre los criterios de referencia de la eficiencia puede consultarse en: www.europump.org/efficiencycharts.

## JOURNAL OFFICIEL DE L'UNION EUROPÉENNE

Reglamento (UE) no 547/2012
ANNEXE II
«Le critère de référence correspondant aux pompes à eau les plus efficaces est: "MEI ≥ 0,70».
«Le rendement d'une pompe équipée d'une roue ajustée est généralement inférieur à celui d'une pompe dont la roue est à son diamètre maximal. Le rognage de la roue permet d'adapter le diamètre de la pompe jusqu'à un point de fonctionnement spécifié et, ainsi, de réduire la consommation d'énergie. L'indice de rendement minimal (MEI) est fondé sur le diamètre maximal de la roue».
«L'utilisation de la présente pompe à eau avec des points de fonctionnement variables peut s'avérer plus efficace et plus économique si un dispositif de contrôle, tel qu'un variateur de vitesse, permet d'ajuster le point de fonctionnement de la pompe au regard du système».
Informations sur l'efficacité de référence sont disponibles sur: www.europump.org/efficiencycharts.

ZERTIFIKAT ◆ CERTIFICATE ◆ 認證證書 ◆ СЕРТИФИКАТ ◆ CERTIFICADO ◆ CERTIFICAT

CERTIFICATO

Nr. 50 100 3634 Rev.008

SI ATTESTA CHE / THIS IS TO CERTIFY THAT

IL SISTEMA DI GESTIONE PER LA QUALITÀ DI
THE QUALITY MANAGEMENT SYSTEM OF

PENTAX S.p.A.

SEDE LEGALE E OPERATIVA:
REGISTERED OFFICE AND OPERATIVAL SITE:

VIALE DELL'INDUSTRIA 1
IT - 37040 VERONELLA (VR)

SEDI OPERATIVE: VEDI ALLEGATO 1 / OPERATIONAL SITES: SEE ANNEX 1

È CONFORME AI REQUISITI DELLA NORMA
HAS BEEN FOUND TO COMPLY WITH THE REQUIREMENTS OF

UNI EN ISO 9001:2015

QUESTO CERTIFICATO È VALIDO PER IL SEGUENTE CAMPO DI APPLICAZIONE
THIS CERTIFICATE IS VALID FOR THE FOLLOWING SCOPE OF APPLICATION

Progettazione e fabbricazione di elettropompe e sistemi di pressurizzazione per acque. Commercializzazione di pompe sommerse e accessori per pompe (IAF 18, 29)

Design and manufacture of electric pumps and pressure systems for water. Trade of submersed pumps and accessories for pumps (IAF 18, 29)

ACCREDIA
SGQ N° 065A

Per l'Organismo di Certificazione
For the Certification Body
TÜV Italia S.r.l.

Validità / Validity
Dal / From: 2021-11-01
Al / To: 2024-10-31

Data emissione / Issuing Date
Francesco Scarlata
Direttore Divisione Business Assurance
Business Assurance Division Manager
2021-10-25

PRIMA CERTIFICAZIONE / FIRST CERTIFICATION: 2003-12-22

"LA VALIDITÀ DEL PRESENTE CERTIFICATO È SUBORDINATA A SORVEGLIANZA PERIODICA, O SI RENDE AL RIESAME COMPLETO DEL SISTEMA DI GESTIONE AZIENDALE CON PERIODICITÀ TRIENNALE"
"THE VALIDITY OF THE PRESENT CERTIFICATE DEPENDS ON THE ANNUAL SURVEILLANCE EVERY 12 MONTHS AND ON THE COMPLETE REVIEW OF COMPANY'S MANAGEMENT SYSTEM AFTER THREE YEARS"

TÜV Italia • Gruppo TÜV SÜD • Via Carducci 125, Pal. 23 • 20099 Sesto San Giovanni (MI) • Italia • www.tuv.it TÜV

ZERTIFIKAT ◆ CERTIFICATE ◆ 認證證書 ◆ СЕРТИФИКАТ ◆ CERTIFICADO ◆ CERTIFICAT

CERTIFICATO

Nr. 50 100 12552 - Rev.002

Si attesta che / This is to certify that

IL SISTEMA DI GESTIONE AMBIENTALE DI
THE ENVIRONMENTAL MANAGEMENT SYSTEM OF

PENTAX S.p.A.

SEDE LEGALE E OPERATIVA: / REGISTERED OFFICE AND OPERATIONAL SITE:
VIALE DELL'INDUSTRIA 1 I-37040 VERONELLA (VR)
SEDE OPERATIVA: / OPERATIONAL SITE:
VIA SALVO D'ACQUISTO 4/B I-42020 ALBINEA (RE)
MAGAZZINO: / WAREHOUSE:
VIALE DELL'INDUSTRIA 19 I-37040 VERONELLA (VR)

È CONFORME AI REQUISITI DELLA NORMA
HAS BEEN FOUND TO COMPLY WITH THE REQUIREMENTS OF

UNI EN ISO 14001:2015

QUESTO CERTIFICATO È VALIDO PER IL SEGUENTE CAMPO DI APPLICAZIONE
THIS CERTIFICATE IS VALID FOR THE FOLLOWING SCOPE

Progettazione e fabbricazione di elettropompe e sistemi di pressurizzazione per acque mediante processi di lavaggio e impregnazione dei getti di ghisa, lavorazioni meccaniche, bilanciatura rotanti, assemblaggio, verniciatura, imballo e spedizione. Commercializzazione di pompe sommerse e accessori per pompe (IAF 18, 29)

Design and manufacture of electric pumps and pressure system for water by processes of: impregnation and cleaning of cast iron items, mechanical machining, impellers and motor shafts balancing, assembling, painting, packing and shipment. Trade of submersed pumps and accessories for pumps (IAF 18, 29)

CERTIFICAZIONE RILASCIATA IN CONFORMITÀ AL REGOLAMENTO TECNICO ACCREDIA RT-09
CERTIFICATION ISSUED IN ACCORDANCE TO ACCREDIA TECHNICAL REGULATION RT-09

ACCREDIA
SGA N° 018D

Per l'Organismo di Certificazione
For the Certification Body
TÜV Italia S.r.l.

Validità / Validity
Dal / From: 2020-07-12
Al / To: 2023-06-15

Data emissione / Issuing Date:
Andrea Coscia
Direttore Divisione Business Assurance
2020-07-12

PRIMA CERTIFICAZIONE / FIRST CERTIFICATION: 2014-05-16
DATA DI SCADENZA DELL'ULTIMO CICLO DI CERTIFICAZIONE: 2020-06-15
EXPIRATION DATE OF THE LAST CERTIFICATION CYCLE: 2020-05-15

"LA VALIDITÀ DEL PRESENTE CERTIFICATO È SUBORDINATA A SORVEGLIANZA PERIODICA, O SI RENDE AL RIESAME COMPLETO DEL SISTEMA DI GESTIONE AZIENDALE CON PERIODICITÀ TRIENNALE"
"THE VALIDITY OF THE PRESENT CERTIFICATE DEPENDS ON THE ANNUAL SURVEILLANCE EVERY 12 MONTHS AND ON THE COMPLETE REVIEW OF COMPANY'S MANAGEMENT SYSTEM AFTER THREE YEARS"

TÜV Italia S.r.l. • Gruppo TÜV SÜD • Via Carducci 125, Pal. 23 • 20099 Sesto San Giovanni (MI) • Italia • www.tuv.it TÜV

ZERTIFIKAT ◆ CERTIFICATE ◆ 認證證書 ◆ СЕРТИФИКАТ ◆ CERTIFICADO ◆ CERTIFICAT

CERTIFICATO

Nr. 50 100 14960 - Rev.002

Si attesta che / This is to certify that

IL SISTEMA DI GESTIONE SICUREZZA E SALUTE DEI LAVORATORI DI
THE OCCUPATIONAL HEALTH AND SAFETY MANAGEMENT SYSTEM OF

PENTAX S.p.A.

SEDE LEGALE:
REGISTERED OFFICE:
VIALE DELL'INDUSTRIA 1
IT - 37040 VERONELLA (VR)

SEDI OPERATIVE: VEDI ALLEGATO 1
OPERATIONAL SITES: SEE ANNEX 1

È CONFORME AI REQUISITI DELLA NORMA
HAS BEEN FOUND TO COMPLY WITH THE REQUIREMENTS OF

UNI ISO 45001:2018

QUESTO CERTIFICATO È VALIDO PER IL SEGUENTE CAMPO DI APPLICAZIONE
THIS CERTIFICATE IS VALID FOR THE FOLLOWING SCOPE

Progettazione e fabbricazione di elettropompe e sistemi di pressurizzazione per acque mediante processi di lavaggio e impregnazione dei getti di ghisa, lavorazioni meccaniche, bilanciatura rotanti, assemblaggio, verniciatura, imballo e spedizione. Commercializzazione di pompe sommerse e accessori per pompe. Magazzino (IAF 18, 29)

Design and manufacture of electric pumps and pressure system for water by processes of: impregnation and cleaning of cast iron items, mechanical machining, impellers and motor shafts balancing, assembling, painting, packing and shipment. Trade of submersed pumps and accessories for pumps. Warehouse (IAF 18, 29)

ACCREDIA
SCR N° 009F

Per l'Organismo di Certificazione
For the Certification Body
TÜV Italia S.r.l.

Validità / Validity
Dal / From: 2021-02-27
Al / To: 2024-02-26

Data emissione / Issuing Date
Andrea Coscia
Direttore Divisione Business Assurance
2020-12-23

PRIMA CERTIFICAZIONE / FIRST CERTIFICATION: 2018-02-27 (EMESSO DA ALTRO OdC / ISSUED BY OTHER CB)

"LA VALIDITÀ DEL PRESENTE CERTIFICATO È SUBORDINATA A SORVEGLIANZA PERIODICA, O SI RENDE AL RIESAME COMPLETO DEL SISTEMA DI GESTIONE AZIENDALE CON PERIODICITÀ TRIENNALE"
"THE VALIDITY OF THE PRESENT CERTIFICATE DEPENDS ON THE ANNUAL SURVEILLANCE EVERY 12 MONTHS AND ON THE COMPLETE REVIEW OF COMPANY'S MANAGEMENT SYSTEM AFTER THREE YEARS"

TÜV Italia • Gruppo TÜV SÜD • Via Carducci 125, Pal. 23 • 20099 Sesto San Giovanni (MI) • Italia • www.tuv.it TÜV

# INDICE / INDEX / ÍNDICE / INDEX


**PERIFERICHE / PERIPHERAL / PERIFERICAS / PERIPHERIQUES**

| | | |
|---|---|---|
| **PM** | | 20 |
| **CP** | | 22 |
| **MD** | | 24 |

**AUTOADESCANTI / SELF-PRIMING / AUTOCEBANTES / AUTOMORCANTES**

| | | |
|---|---|---|
| **CAM** | | 26 |
| **CAB** | | 29 |
| **INOX** | | 31 |
| **ULTRA A** | | 33 |
| **ULTRA SA** | | 35 |
| **MPX** | | 37 |
| **MP/A** | | 39 |
| **AP** | | 41 |
| **GARDEN** | | 43 |

**CENTRIFUGHE / CENTRIFUGAL / CENTRIFUGAS / CENTRIFUGES**

**CM** 44

**CR** 49

**CS** 52

**CH** 58

**CB** 62

**MB** 67

**CENTRIFUGHE / CENTRIFUGAL / CENTRIFUGAS / CENTRIFUGES EN 733**

**CM** EN 733 ~ 2900 r.p.m. 69

**CMG - CMGX** EN 733 ~ 2900 r.p.m. 78

**CA/CAT** EN 733 ~ 2900 r.p.m.
**CAX** EN 733 ~ 2900 r.p.m.
**4CA/4CAT** EN 733 ~ 1450 r.p.m.
**4CAX** EN 733 ~ 1450 r.p.m.
82

**PSC** 112

**CMS-CMX** 114

**ULTRA** 121

**ULTRA V/L** 126

**ULTRA LG** 127

**ULTRA S** 136

**ULTRA SV/SL/SLX** 142

**ULTRA SLG/SLXG** 149

**ULTRA HX** 154

**ULTRA HS/HX** 160

**MSV/MSH** ~ 2900 r.p.m.
**4MSV/4MSH** ~ 1450 r.p.m. 173

**IE3 ELECTRIC MOTORS**
**80-132 / 160-355** 182

## HP/HPA/HPM/HPR/HV

Richiedi il catalogo completo all'Ufficio Commerciale
For the complete catalogue please contact our Sales Dpt.
A su disposición en el Dpto Comercial el catálogo completo
Demandez le catalogue complet au Dpt. Comercial

190

**GRUPPI DI PRESSURIZZAZIONE / PRESSURE SYSTEM**
**GRUPO DE PRESIÓN / GROUPE DE PRESSURISATION**

## SUPERDOMUS

194

**GRUPPI DI PRESSURIZZAZIONE A 2-3 POMPE / 2-3 PUMPS PRESSURE SYSTEM**
**GRUPO DE PRESIÓN CON 2-3 BOMBAS / GROUPE DE PRESSURISATION AVEC 2-3 POMPES**

## BOOSTERSET ULTRA

195

## BOOSTERSET 2 ULTRA

197

## BOOSTERSET 2 ULTRA S

200

## BOOSTERSET 2 ULTRA V/L

203

## BOOSTERSET 2 ULTRA LG

204

## BOOSTERSET 2 ULTRA SV/SL/SLX

213

## BOOSTERSET 3 ULTRA V/L

213

## BOOSTERSET 3 ULTRA LG

214

## BOOSTERSET 3 ULTRA SV/SL/SLX

217

**GRUPPI DI PRESSURIZZAZIONE / PRESSURE SYSTEM**
**GRUPO DE PRESIÓN / GROUPE DE PRESSURISATION**

## ALTRE COSTRUZIONI DI SERIE
## OTHER STANDARD UNITS
## OTRAS FABRICACIONES DE SERIE
## AUTRES CONSTRUCTIONS DE SÉRIE

222

**GRUPPI DI PRESSURIZZAZIONE + VSD / PRESSURE SYSTEM + VSD**
**GRUPO DE PRESIÓN + VSD / GROUPE DE PRESSURISATION + VSD**

## AQUADOMUS

225

## SUPERDOMUS+VSD

229

**GRUPPI DI PRESSURIZZAZIONE A 1-2-3 POMPE + VSD / 1-2-3 PUMPS PRESSURE SYSTEM + VSD**
**GRUPO DE PRESIÓN CON 1-2-3 BOMBAS + VSD / GROUPE DE PRESSURISATION AVEC 1-2-3 POMPES + VSD**

## BOOSTERSET ULTRA+VSD

228

## BOOSTERSET ULTRA V/L+VSD

231

## BOOSTERSET ULTRA LG+VSD

232

## BOOSTERSET ULTRA SV/SL/SLX+VSD

233

**BOOSTERSET ULTRA SLG/SLXG+VSD** 234

**BOOSTERSET 2 ULTRA V/L+VSD** 242

**BOOSTERSET 2 ULTRA LG+VSD** 243

**BOOSTERSET 2 ULTRA SV/SL/SLX+VSD** 243

**BOOSTERSET 3 ULTRA V/L+VSD** 248

**BOOSTERSET 3 ULTRA LG+VSD** 248

**BOOSTERSET 3 ULTRA SV/SL/SLX+VSD** 250

**SOMMERGIBILI / SUBMERSIBLES / SUMERGIBLES / SUBMERSIBLES**

**DP** 254

**DP/DPV** 256

**DG** 258

| | | |
|---|---|---|
| **DX** | | 260 |
| **DH** | | 262 |
| **DTR 101** | | 264 |
| **DB** | | 266 |
| **DV** | | 268 |
| **DV4** | | 273 |
| **DM** | | 277 |
| **DM4** | | 282 |
| **DC** | | 286 |
| **DTR with grinder** | | 292 |

**5PES** 298

**4S/A** 300

**L line** chiave di denominazione / legend
claves de denominacion / légende pour la dénomination 306

**L line 4”** 309

**L line 6”** 330

**LMG line 6” - 8” - 10”** 350

**LR / LM line 6”** 384

**LR / LM line 8”** 418

# LM line 10” - 12” - E14”

456

**MOTORI / MOTORS / MOTORES / MOTEURS**

## 4MPE/6MPE

494

## 4MPEW/6MPEW

496

## 4MPC/6MPC

498

## 6R/8R/10R

502

## 8I/8IS/8IX

509

## 10I/10IS/10IX

511

## PTR12 - PTR14

513

## VP

Richiedi il catalogo completo all'Ufficio Commerciale
For the complete catalogue please contact our Sales Dpt.
A su disposición en el Dpto Comercial el catálogo completo
Demandez le catalogue complet au Dpt. Comercial

516

**SWIMMING POOL**

## POOL1

520

## POOL1 EASY

522

## POOL2

524

## POOL2 EASY

526

## POOL2-I

528

## POOL2-IM

530

## POOL3

532

**POOL4** 534

**Q-POOL4** 536

**V-POOL4** 538

**POOL4-I** 540

**POOL4-IM** 542

**POOL5** 544

**POOL6** 546

**DOMESTIC FILTER/ FILTRATION KIT** 548

**ACCESSORI / ACCESSORIES / ACCESSORIOS / ACCESSORIES**

550

568

# PM

**PM /BR**

**PM A**

Pompe volumetriche periferiche ad aspirazione frontale adatte a piccoli impianti domestici e per modeste applicazioni industriali; caratterizzata da un notevole rapporto tra le prestazioni offerte e la potenza richiesta.

Peripheral positive displacement pumps with frontal suction for small household systems and simple industrial applications; characterised by a considerable ratio between performance and required output.

Bombas volumétricas periféricas de aspiración frontal apropiadas para pequeñas instalaciones domésticas y para modestas aplicaciones industriales; caracterizadas por una excelente relación entre los rendimientos que ofrecen y la potencia requerida.

Pompes volumétriques périphériques à aspiration frontale, aptes aux petites installations domestiques et pour des applications industrielles légères; caractérisées par un excellent rapport entre performances offertes et puissance demandée.

| CARATTERISTICHE COSTRUTTIVE / CONSTRUCTION FEATURES<br>CARACTERÍSTICAS CONSTRUCTIVAS / CARACTÉRISTIQUES D'EXÉCUTION | |
|---|---|
| **Corpo pompa**<br>**Pump body**<br>**Cuerpo bomba**<br>**Corps de pompe** | ghisa; bronzo (PM 45BR)<br>cast iron; bronze (PM 45BR)<br>fundición; bronce (PM 45BR)<br>fonte; bronze (PM 45BR) |
| **Supporto motore**<br>**Motor bracket**<br>**Soporte motor**<br>**Support moteur** | ghisa; ghisa o bronzo (PM 45BR)<br>cast iron; cast iron or bronze (PM 45BR)<br>fundición; fundición o bronce (PM 45BR)<br>fonte; fonte ou bronze (PM 45BR) |
| **Girante**<br>**Impeller**<br>**Rodete**<br>**Turbine** | ottone<br>brass<br>latón<br>laiton |
| **Tenuta meccanica**<br>**Mechanical seal**<br>**Sello mecánico**<br>**Garniture mécanique** | ceramica-grafite<br>ceramic-graphite<br>cerámica-grafito<br>céramique-graphite |
| **Albero motore**<br>**Motor shaft**<br>**Eje motor**<br>**Arbre moteur** | acciaio AISI 416<br>stainless steel AISI 416<br>acero AISI 416<br>acier AISI 416 |
| **Temperatura del liquido**<br>**Liquid temperature**<br>**Temperatura del liquído**<br>**Température du liquide** | 0 - 90 °C |
| **Pressione di esercizio**<br>**Operating pressure**<br>**Presión de trabajo**<br>**Pression de fonctionnement** | max 6 bar (PM 45)<br>max 8 bar (PM 65, PM 80)<br>max 9 bar (PM 90) |
| **MOTORE / MOTOR / MOTOR / MOTEUR** | |
| **Motore 2 poli a induzione**<br>**2 pole induction motor**<br>**Motor de 2 polos a inducción**<br>**Moteur à induction à 2 pôles** | 3~ 230/400V-50Hz<br>1~ 230V-50Hz (con termoprotettore)<br>(with thermal protection)<br>(con protección térmica)<br>(avec protection thermique) |
| **Classe di isolamento**<br>**Insulation class**<br>**Clase de aislamiento**<br>**Classe d'isolation** | F |
| **Grado di protezione**<br>**Protection degree**<br>**Grado de protección**<br>**Protection** | IPX4 |

**Pump model code**

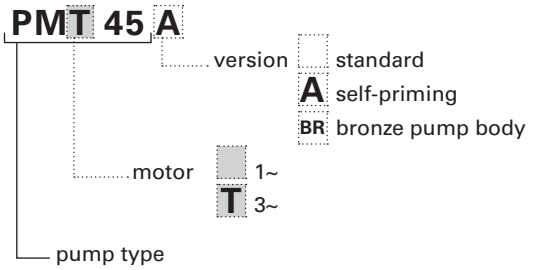


| TYPE | TRUCK | | CONTAINER | |
|---|---|---|---|---|
| | PALLET (cm) | N° pumps | PALLET (cm) | N° pumps |
| PM 45(BR) | 85x110x170<br>80x120x170 | 198<br>207 | 85x110x190<br>80x120x190 | 220<br>230 |
| PM 45A<br>PM 65A<br>PM 80-90 | 80x110x170 | 105 | 85x110x190<br>85x120x170 | 135<br>136 |
| PM 65 | 80x120x160<br>85x100x160 | 171<br>180 | 80x120x190<br>85x100x190 | 190<br>200 |
| PM 80A | 80x120x145 | 102 | 80x120x190 | 136 |

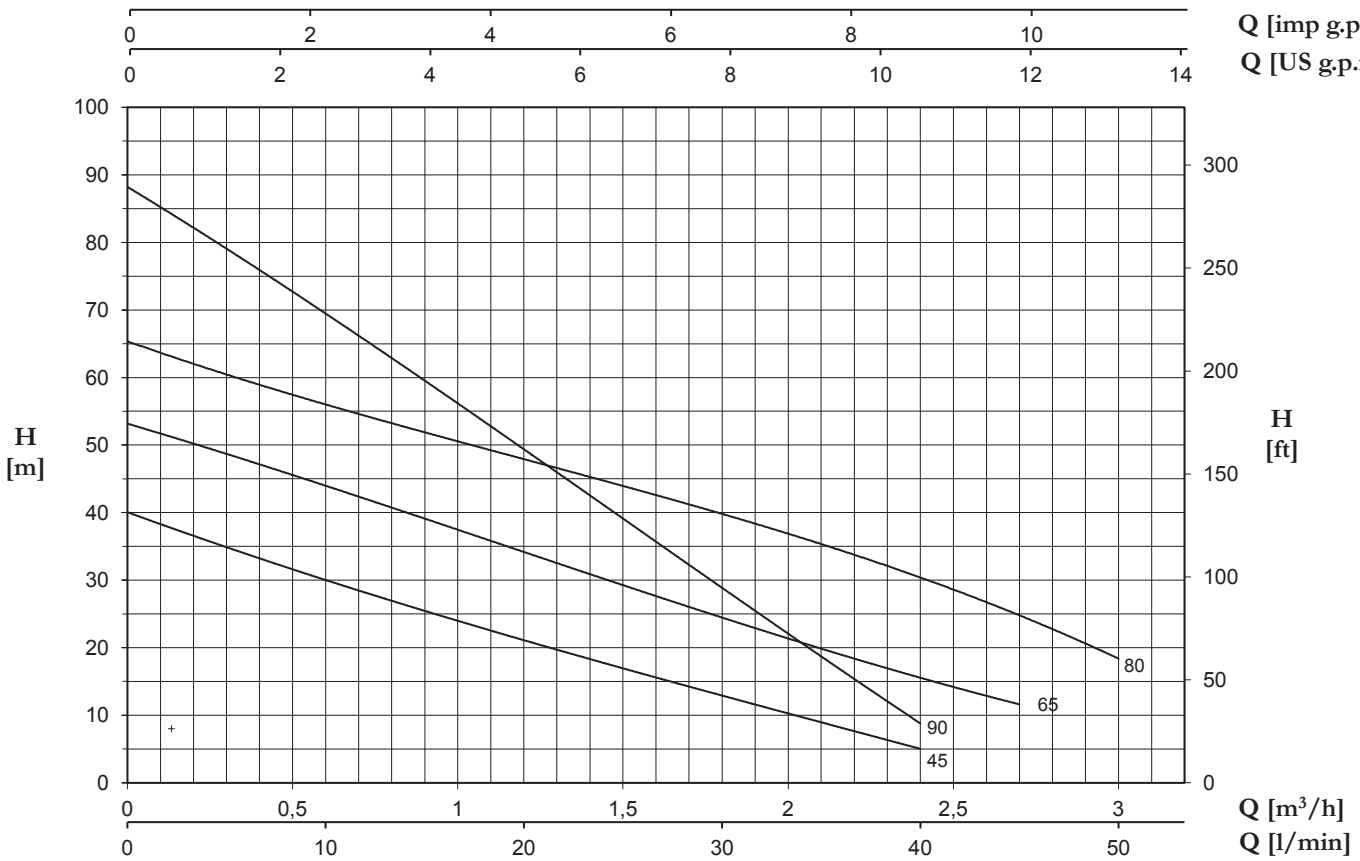


| TYPE | | P2 | | P1 (kW) | | AMPERE | | Q (m³/h - l/min) | | | | | | | |
|---|---|---|---|---|---|---|---|---|---|---|---|---|---|---|---|
| 1~ | 3~ | | | | | 1~ | 3~ | 0 | 0,3 | 0,6 | 1,2 | 1,8 | 2,4 | 2,7 | 3 |
| | | | | | | | | 0 | 5 | 10 | 20 | 30 | 40 | 45 | 50 |
| | | (HP) | (kW) | 1~ | 3~ | 1x230 V 50 Hz | 3x400 V 50 Hz | H (m) | | | | | | | |
| **PM 45** | **PMT 45** | 0,5 | 0,37 | 0,5 | 0,5 | 2,3 | 1 | 40 | 35 | 30 | 21 | 13 | 5 | - | - |
| **PM 45BR** | **PMT 45BR** | 0,5 | 0,37 | 0,5 | 0,5 | 2,3 | 1 | 40 | 35 | 30 | 21 | 13 | 5 | - | - |
| **PM 45A** | **PMT 45A** | 0,5 | 0,37 | 0,5 | 0,5 | 2,3 | 1 | 40 | 35 | 30 | 21 | 13 | 5 | - | - |
| **PM 65** | **PMT 65** | 0,7 | 0,5 | 0,9 | 0,9 | 4 | 1,7 | 53,1 | 48,8 | 44,1 | 33,8 | 24,7 | 15,5 | 11,6 | - |
| **PM 65A** | **PMT 65A** | 0,7 | 0,5 | 0,9 | 0,9 | 4 | 1,7 | 53,1 | 48,8 | 44,1 | 33,8 | 24,7 | 15,5 | 11,6 | - |
| **PM 80** | **PMT 80** | 1 | 0,74 | 1,1 | 1,1 | 5,2 | 2 | 65 | 61 | 56 | 48 | 39 | 31 | 25,1 | 18 |
| **PM 80A** | **PMT 80A** | 1 | 0,74 | 1,1 | 1,1 | 5,2 | 2 | 65 | 61 | 56 | 48 | 39 | 31 | 25,1 | 18 |
| **PM 90** | **PMT 90** | 1 | 0,74 | 1,2 | 1,1 | 5,6 | 2 | 88,2 | 79,2 | 69,3 | 49,5 | 28,8 | 8,8 | - | - |

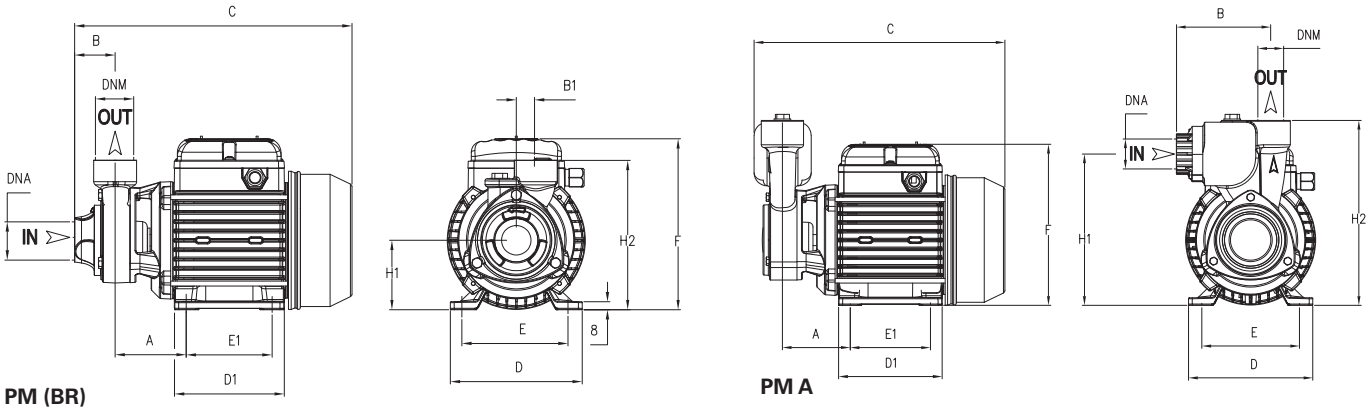


**PM (BR)**

**PM A**

| TYPE | DIMENSIONS (mm) | | | | | | | | | | | | | | | | Kg |
|---|---|---|---|---|---|---|---|---|---|---|---|---|---|---|---|---|---|
| | A | B | B1 | C | D | D1 | E | E1 | F | H1 | H2 | DNA | DNM | I | L | M | |
| **PM 45** | 63 | 50 | 20 | 260 | 120 | 101 | 100 | 80 | 158 | 63 | 143 | 1"G | 1"G | 265 | 150 | 175 | 6,5 |
| **PM 45BR** | 63 | 50 | 20 | 260 | 120 | 101 | 100 | 80 | 158 | 63 | 143 | 1"G | 1"G | 265 | 150 | 175 | 7 |
| **PM 45A** | 63 | 89 | 20 | 240 | 120 | 101 | 100 | 80 | 158 | 150 | 184 | 1"G | 1"G | 300 | 170 | 195 | 7,5 |
| **PM 65** | 70 | 56 | 20 | 271 | 120 | 101 | 100 | 80 | 158 | 63 | 152,2 | 1"G | 1"G | 285 | 150 | 180 | 8,5 |
| **PM 65A** | 71,5 | 101 | 10 | 248 | 120 | 101 | 100 | 80 | 158 | 157 | 193 | 1"G | 1"G | 300 | 170 | 195 | 9 |
| **PM 80** | 71,5 | 50 | 20 | 294 | 135 | 112 | 112 | 89 | 172 | 71 | 160 | 1"G | 1"G | 300 | 170 | 195 | 10,5 |
| **PM 80A** | 71,5 | 101 | 10 | 271 | 135 | 112 | 112 | 89 | 172 | 165 | 201 | 1"G | 1"G | 290 | 170 | 230 | 11 |
| **PM 90** | 74,5 | 50 | 19 | 286 | 135 | 112 | 112 | 89 | 172 | 71 | 158 | 1"G | 1"G | 310 | 185 | 195 | 11 |

# CP

Pompe volumetriche periferiche ad aspirazione laterale, adatte a piccoli impianti domestici e per modeste applicazioni industriali; caratterizzata da un notevole rapporto tra le prestazioni offerte e la potenza richiesta; chiusura del corpo in ottone, a riduzione del rischio di bloccaggio.

Peripheral positive displacement pumps with side suction for small household systems and simple industrial applications; characterised by a considerable ratio between performance and required output; frontal brass cover avoiding the risk of blockage.

Bombas volumétricas periféricas de lateral apropiadas para pequeñas instalaciones domésticas y para modestas aplicaciones industriales; caracterizadas por una notable relación entre las prestaciones que ofrecen y la potencia solicitada; exstremidad del cuerpo de latón para reducir el riesgo de bloqueo.

Pompes volumétriques périphériques à aspiration latérale, aptes aux petites installations domestiques et pour des applications industrielles légères; caractérisées par un excellent rapport entre performances offertes et puissance demandée; la fermeture du corps est en laiton, afin de réduire le risque de blocage.

| CARATTERISTICHE COSTRUTTIVE / CONSTRUCTION FEATURES<br>CARACTERÍSTICAS CONSTRUCTIVAS / CARACTÉRISTIQUES D'EXÉCUTION | |
|---|---|
| **Corpo pompa**<br>**Pump body**<br>**Cuerpo bomba**<br>**Corps de pompe** | ghisa e ottone<br>cast iron and brass<br>fundición y latón<br>fonte et laiton |
| **Supporto motore**<br>**Motor bracket**<br>**Soporte motor**<br>**Support moteur** | ghisa<br>cast iron<br>fundición<br>fonte |
| **Girante**<br>**Impeller**<br>**Rodete**<br>**Turbine** | ottone<br>brass<br>latón<br>laiton |
| **Tenuta meccanica**<br>**Mechanical seal**<br>**Sello mecánico**<br>**Garniture mécanique** | ceramica-grafite<br>ceramic-graphite<br>cerámica-grafito<br>céramique-graphite |
| **Albero motore**<br>**Motor shaft**<br>**Eje motor**<br>**Arbre moteur** | acciaio AISI 416<br>stainless steel AISI 416<br>acero AISI 416<br>acier AISI 416 |
| **Temperatura del liquido**<br>**Liquid temperature**<br>**Temperatura del liquído**<br>**Température du liquide** | 0 - 90 °C |
| **Pressione di esercizio**<br>**Operating pressure**<br>**Presión de trabajo**<br>**Pression de fonctionnement** | max 8 bar |
| **MOTORE / MOTOR / MOTOR / MOTEUR** | |
| **Motore 2 poli a induzione**<br>**2 pole induction motor**<br>**Motor de 2 polos a inducción**<br>**Moteur à induction à 2 pôles** | 3~ 230/400V-50Hz<br>1~ 230V-50Hz (con termoprotettore)<br>(with thermal protection)<br>(con protección térmica)<br>(avec protection thermique) |
| **Classe di isolamento**<br>**Insulation class**<br>**Clase de aislamiento**<br>**Classe d'isolation** | F |
| **Grado di protezione**<br>**Protection degree**<br>**Grado de protección**<br>**Protection** | IPX4 |

| TYPE | TRUCK | | CONTAINER | |
|---|---|---|---|---|
| | PALLET (cm) | N° pumps | PALLET (cm) | N° pumps |
| CP 45 | 85x110x170<br>80x120x170 | 207<br>198 | 85x110x190<br>80x120x190 | 220<br>230 |
| CP 75 | 85x110x170 | 105 | 85x110x190<br>80x120x170 | 135<br>136 |

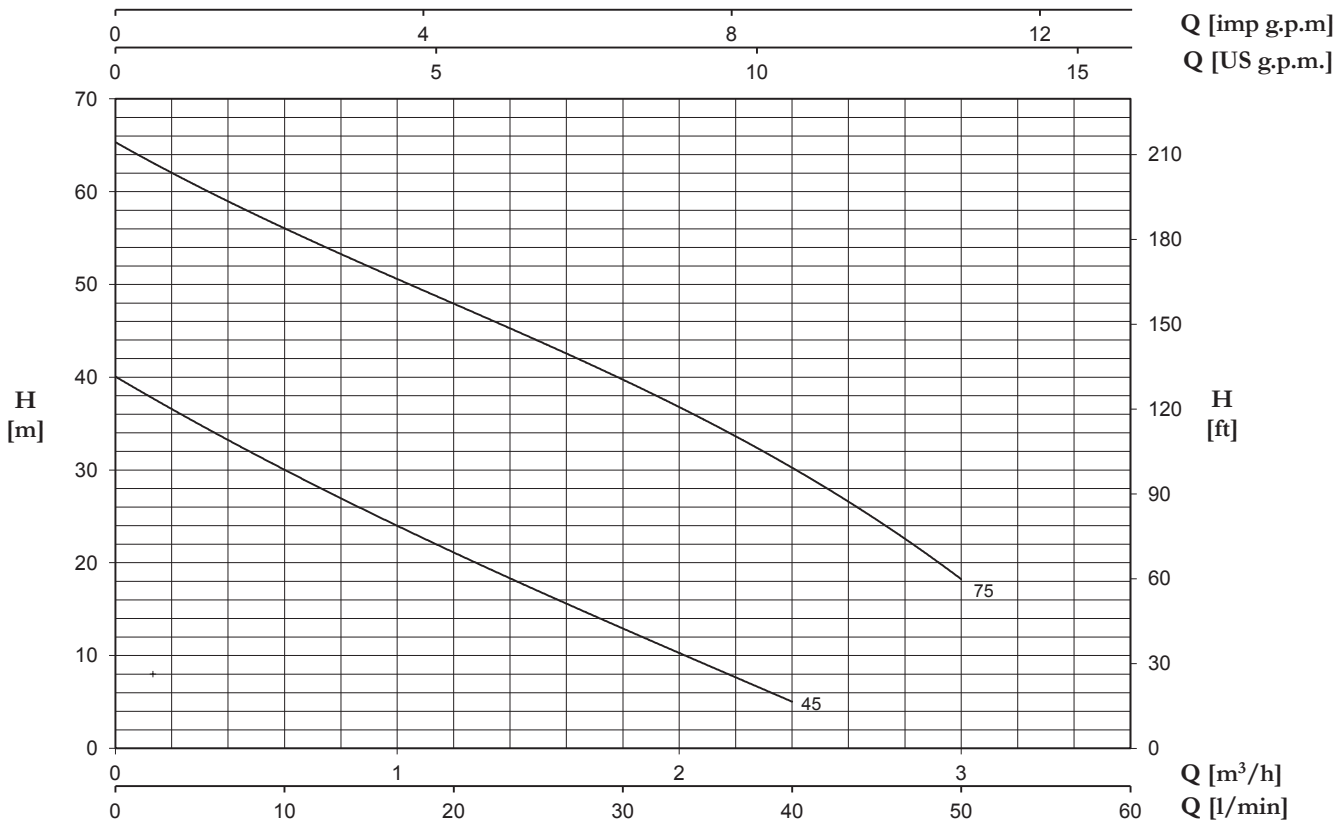


| TYPE | | P2 | | P1 (kW) | | AMPERE | | Q (m³/h - l/min) | | | | | |
|---|---|---|---|---|---|---|---|---|---|---|---|---|---|
| | | | | | | | | 0,3 | 0,6 | 1,2 | 1,8 | 2,4 | 3 |
| | | | | | | | | 5 | 10 | 20 | 30 | 40 | 50 |
| 1~ | 3~ | | | | | 1~ | 3~ | | | | | | |
| | | (HP) | (kW) | 1~ | 3~ | 1x230 V 50 Hz | 3x400 V 50 Hz | H (m) | | | | | |
| **CP 45** | **CPT 45** | 0,5 | 0,37 | 0,5 | 0,5 | 2,3 | 1 | 35 | 30 | 21 | 13 | 5 | - |
| **CP 75** | **CPT 75** | 1 | 0,74 | 1,11 | 1,13 | 5,2 | 2 | 61 | 56 | 48 | 39 | 31 | 18 |

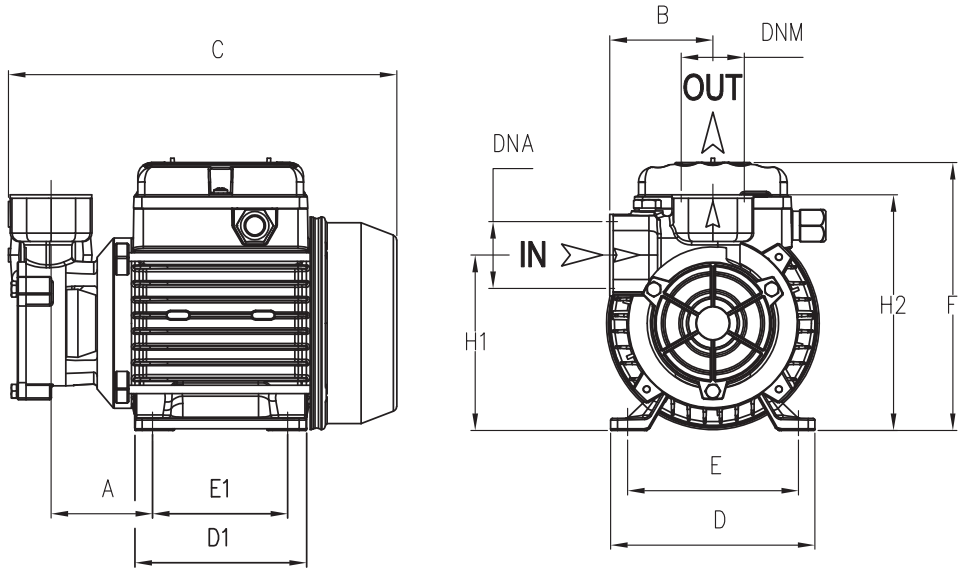


| TYPE | DIMENSIONS (mm) | | | | | | | | | | | | | | | Kg |
|---|---|---|---|---|---|---|---|---|---|---|---|---|---|---|---|---|
| | A | B | C | D | D1 | E | E1 | F | H1 | H2 | DNA | DNM | I | L | M | |
| **CP 45** | 67 | 60 | 235 | 120 | 101 | 97 | 80 | 165 | 105 | 140 | 1"G | 1"G | 265 | 145 | 165 | 5,7 |
| **CP 75** | 71,5 | 60 | 263 | 135 | 112 | 112 | 89 | 172 | 124 | 156 | 1"G | 1"G | 310 | 185 | 195 | 9,2 |

# MD

Pompa volumetrica ad anello liquido con girante stellare che conferisce alla pompa una notevole capacità aspirante. Particolarmente adatte nelle operazioni di travaso di liquidi (anche volatili). Corpo pompa con chiusura in ottone a riduzione del rischio di bloccaggio.

Liquid ring positive displacement pump with star impeller that gives considerable suction power to the pump. Particularly suitable for liquid transfer (including volatile liquids). The MD model has a frontal brass cover avoiding the risk of blockage.

Bomba volumétrica de anillo líquido con rodete en estrella que otorga a la bomba una notable capacidad aspirante. Particularmente apropiadas en las operaciones de trasiego de líquidos (incluso volátiles). Cuerpo bomba con extremidad de latón para reducir el riesgo de bloqueo.

Pompe volumétrique à anneau liquide avec une roue en étoile qui confère à la pompe une importante capacité d'aspiration. Particulièrement indiquée pour les opérations de transvasement de liquides (même volatiles). La fermeture du corps est en laiton, afin de réduire le risque de blocage.

| CARATTERISTICHE COSTRUTTIVE / CONSTRUCTION FEATURES<br>CARACTERÍSTICAS CONSTRUCTIVAS / CARACTÉRISTIQUES D'EXÉCUTION | |
|---|---|
| **Corpo pompa**<br>**Pump body**<br>**Cuerpo bomba**<br>**Corps de pompe** | ghisa e ottone<br>cast iron and brass<br>fundición y latón<br>fonte et laiton |
| **Supporto motore**<br>**Motor bracket**<br>**Soporte motor**<br>**Support moteur** | ghisa<br>cast iron<br>fundición<br>fonte |
| **Girante**<br>**Impeller**<br>**Rodete**<br>**Turbine** | ottone<br>brass<br>latón<br>laiton |
| **Tenuta meccanica**<br>**Mechanical seal**<br>**Sello mecánico**<br>**Garniture mécanique** | ceramica-grafite<br>ceramic-graphite<br>cerámica-grafito<br>céramique-graphite |
| **Albero motore**<br>**Motor shaft**<br>**Eje motor**<br>**Arbre moteur** | acciaio AISI 416<br>stainless steel AISI 416<br>acero AISI 416<br>acier AISI 416 |
| **Temperatura del liquido**<br>**Liquid temperature**<br>**Temperatura del liquído**<br>**Température du liquide** | 0 - 90 °C |
| **Pressione di esercizio**<br>**Operating pressure**<br>**Presión de trabajo**<br>**Pression de fonctionnement** | max 8 bar |
| **MOTORE / MOTOR / MOTOR / MOTEUR** | |
| **Motore 2 poli a induzione**<br>**2 pole induction motor**<br>**Motor de 2 polos a inducción**<br>**Moteur à induction à 2 pôles** | 3~ 230/400V-50Hz<br>1~ 230V-50Hz (con termoprotettore)<br>(with thermal protection)<br>(con protección térmica)<br>(avec protection thermique) |
| **Classe di isolamento**<br>**Insulation class**<br>**Clase de aislamiento**<br>**Classe d'isolation** | F |
| **Grado di protezione**<br>**Protection degree**<br>**Grado de protección**<br>**Protection** | IPX4 |

| TYPE | TRUCK | | CONTAINER | |
|---|---|---|---|---|
| | PALLET (cm) | N° pumps | PALLET (cm) | N° pumps |
| **MD 75 -100** | 85x110x170 | 105 | 85x110x190<br>80x120x170 | 135<br>136 |

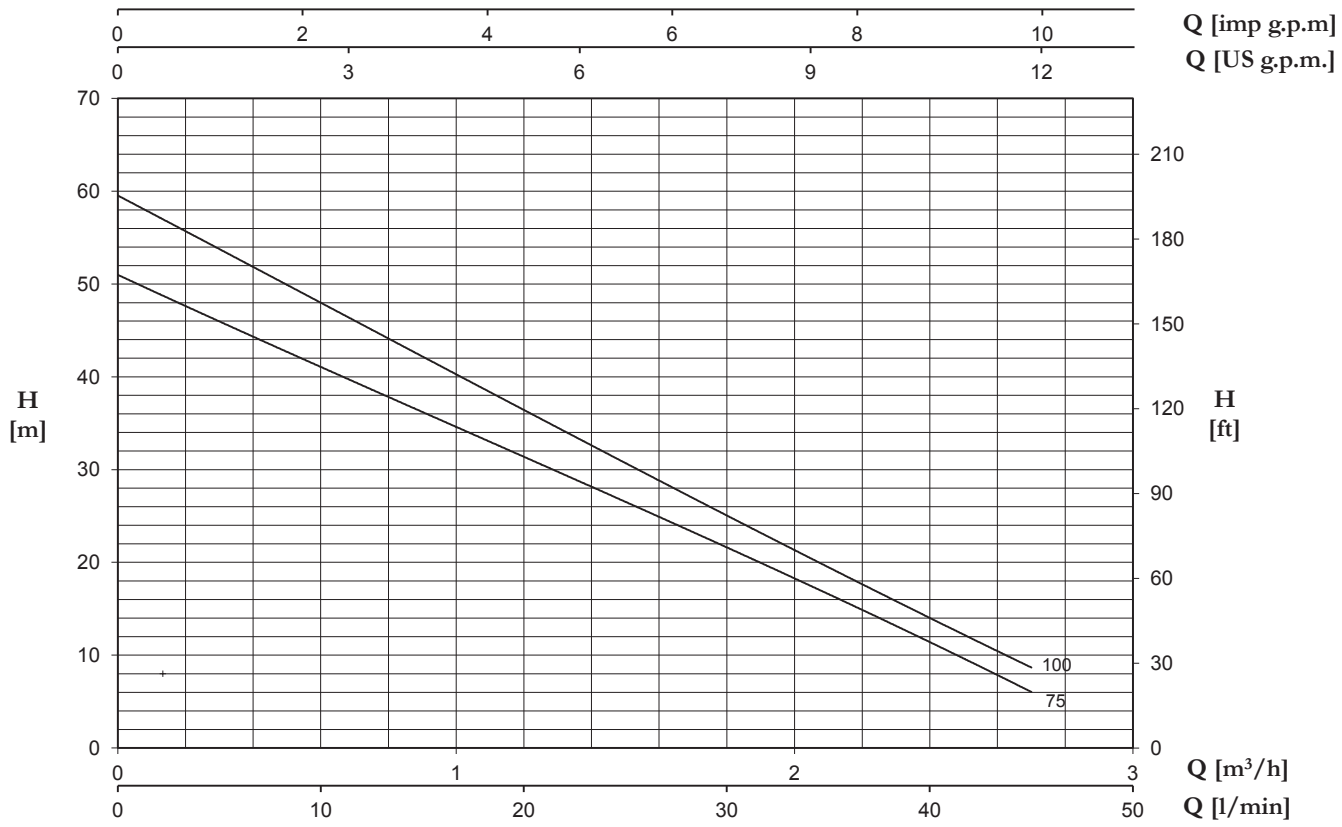


| TYPE | | P2 | | P1 (kW) | | AMPERE | | Q (m³/h - l/min) | | | | | |
|---|---|---|---|---|---|---|---|---|---|---|---|---|---|
| 1~ | 3~ | | | | | 1~ | 3~ | 0,3 | 0,6 | 1,2 | 1,8 | 2,4 | 2,7 |
| | | | | | | | | 5 | 10 | 20 | 30 | 40 | 45 |
| | | (HP) | (kW) | 1~ | 3~ | 1x230 V 50 Hz | 3x400 V 50 Hz | H (m) | | | | | |
| **MD 75** | **MDT 75** | 0,8 | 0,59 | 1,03 | 0,94 | 5 | 1,7 | 46 | 41 | 31,5 | 21,5 | 11,5 | 6 |
| **MD 100** | **MDT 100** | 1,0 | 0,74 | 1,17 | 0,98 | 5,4 | 2,1 | 53 | 48 | 37 | 25 | 13,5 | 9 |

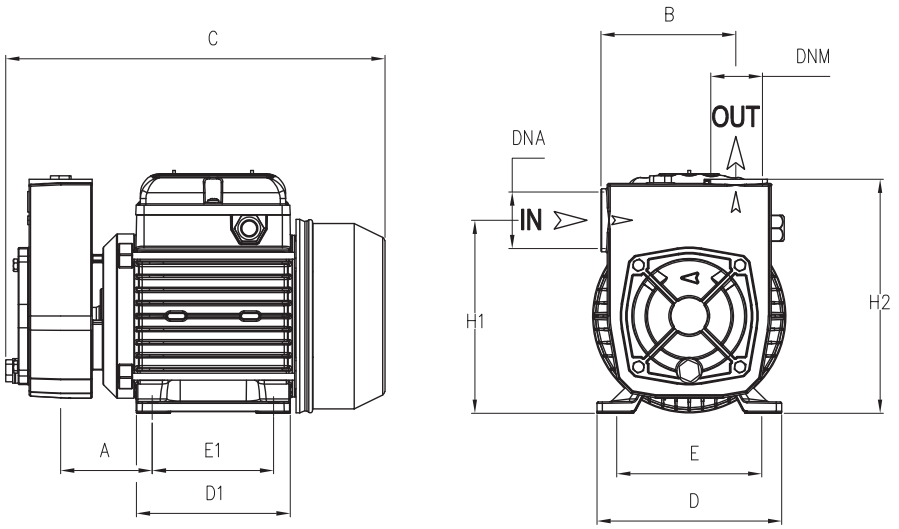


| TYPE | DIMENSIONS (mm) | | | | | | | | | | | | | | Kg |
|---|---|---|---|---|---|---|---|---|---|---|---|---|---|---|---|
| | A | B | C | D | D1 | E | E1 | H1 | H2 | DNA | DNM | I | L | M | |
| **MD 75** | 70 | 98.5 | 270 | 135 | 112 | 112 | 89 | 141 | 170 | 1"G | 1"G | 310 | 185 | 195 | 11,1 |
| **MD 100** | 70 | 98.5 | 270 | 135 | 112 | 112 | 89 | 141 | 170 | 1"G | 1"G | 310 | 185 | 195 | 11,8 |

# CAM

CAM 50N÷140

CAM 150÷300

Pompa auto-adescante di tipo centrifugo adatta per approvvigionamento d'acqua (anche se miscelata a gas) in piccoli impianti domestici, accoppiate a serbatoi autoclave, per il trasferimento di liquidi e svuotamento di serbatoi; utilizzate anche per il giardinaggio.

Self-priming centrifugal pump for water supplies (even if mixed with gas) in small household systems, connected to autoclave tanks, for transferring liquids and emptying tanks; also used for gardening.

Bomba auto-aspirante de tipo centrífugo apropiada para el suministro de agua (aunque esté mezclada con gas) en pequeñas instalaciones domésticas, acopladas a tanques, para la transferencia de líquidos y el vaciado de grupos; utilizadas también para la jardinería.

Pompe auto-amorçante de type centrifuge, apte à l'approvisionnement d'eau (même si mélangée à des gaz) dans les petites installations domestiques, l'accouplement à des réservoirs, le transfert de liquides et le vidage de réservoirs; peut également être utilisée pour le jardinage.

| CARATTERISTICHE COSTRUTTIVE / CONSTRUCTION FEATURES<br>CARACTERÍSTICAS CONSTRUCTIVAS / CARACTÉRISTIQUES D'EXÉCUTION | |
|---|---|
| **Corpo pompa**<br>**Pump body**<br>**Cuerpo bomba**<br>**Corps de pompe** | ghisa<br>cast iron<br>fundición<br>fonte |
| **Supporto motore**<br>**Motor bracket**<br>**Soporte motor**<br>**Support moteur** | alluminio (50N÷140)<br>ghisa (150÷300)<br>aluminium (50N÷140)<br>cast iron (150÷300)<br>aluminio (50N÷140)<br>fundición (150÷300)<br>aluminium (50N÷140)<br>fonte (150÷300) |
| **Girante**<br>**Impeller**<br>**Rodete**<br>**Turbine** | Noryl®; ottone; 100N÷140 anche AISI 304<br>Noryl®; brass; also AISI 304 for 100N÷140<br>Noryl®; latón; también AISI 304 para 100N÷140<br>Noryl®; laiton; aussi AISI 304 pour 100N÷140 |
| **Tenuta meccanica**<br>**Mechanical seal**<br>**Sello mecánico**<br>**Garniture mécanique** | ceramica-grafite<br>ceramic-graphite<br>cerámica-grafito<br>céramique-graphite |
| **Albero motore**<br>**Motor shaft**<br>**Eje motor**<br>**Arbre moteur** | acciaio AISI 416<br>stainless steel AISI 416<br>acero AISI 416<br>acier AISI 416 |
| **Temperatura del liquido**<br>**Liquid temperature**<br>**Temperatura del liquído**<br>**Température du liquide** | 0 - 50 °C |
| **Pressione di esercizio**<br>**Operating pressure**<br>**Presión de trabajo**<br>**Pression de fonctionnement** | max 6 bar (50N÷75N)<br>max 7 bar (100N÷140)<br>max 8 bar (150÷300) |
| **MOTORE / MOTOR / MOTOR / MOTEUR** | |
| **Motore 2 poli a induzione**<br>**2 pole induction motor**<br>**Motor de 2 polos a inducción**<br>**Moteur à induction à 2 pôles** | 3~ 230/400V-50Hz<br>1~ 230V-50Hz (con termoprotettore)<br>(with thermal protection)<br>(con protección térmica)<br>(avec protection thermique) |
| **Classe di isolamento**<br>**Insulation class**<br>**Clase de aislamiento**<br>**Classe d'isolation** | F |
| **Grado di protezione**<br>**Protection degree**<br>**Grado de protección**<br>**Protection** | IPX4 |

**Pump model code**

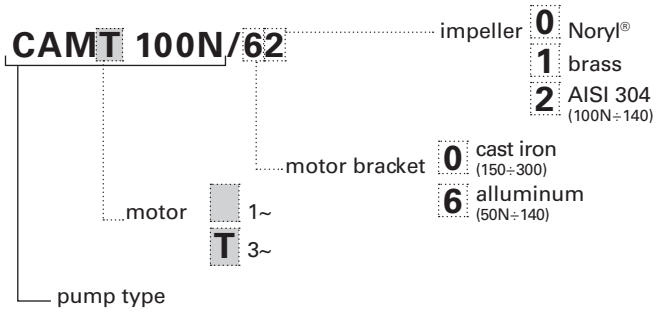


| TYPE | TRUCK | | CONTAINER | |
|---|---|---|---|---|
| | PALLET (cm) | N° pumps | PALLET (cm) | N° pumps |
| CAM 50N-140 | 85x110x145 | 60 | 85x110x190 | 80 |
| CAM 50N-140 | - | - | 80X120X190 | 64 |
| CAM 150-300 | 80X120X145 | 35 | 80X120X180 | 49 |

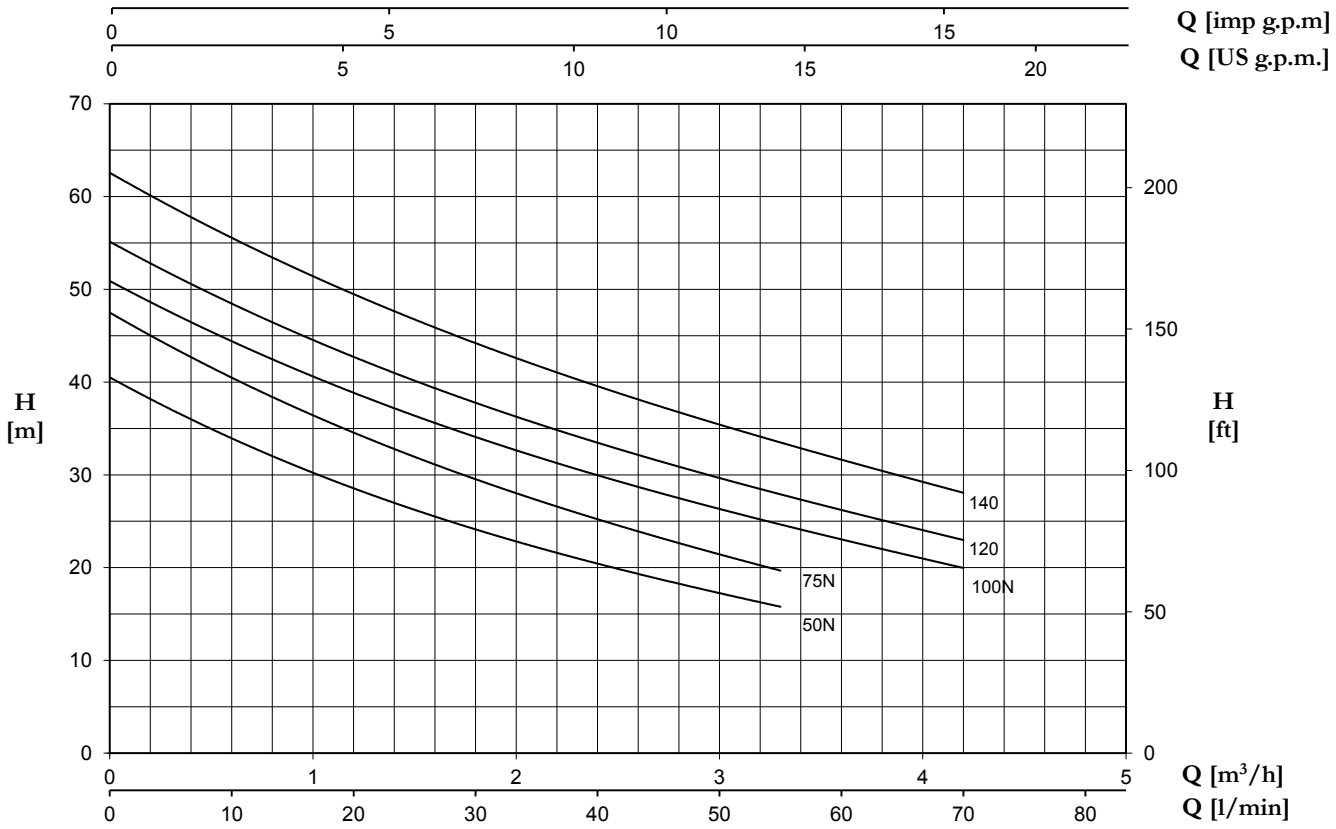


| TYPE | | P2 | | P1 (kW) | | AMPERE | | Q (m³/h - l/min) | | | | | | | | |
|---|---|---|---|---|---|---|---|---|---|---|---|---|---|---|---|---|
| | | | | | | | | 0 | 0,6 | 1,2 | 1,8 | 2,4 | 3 | 3,3 | 3,6 | 4,2 |
| | | | | | | | | 0 | 10 | 20 | 30 | 40 | 50 | 55 | 60 | 70 |
| 1~ | 3~ | (HP) | (kW) | 1~ | 3~ | 1x230 V 50 Hz | 3x400 V 50 Hz | H (m) | | | | | | | | |
| **CAM 50N** | **CAMT 50N** | 0,6 | 0,44 | 0,7 | 0,67 | 3,1 | 1,3 | 40,5 | 34,0 | 28,5 | 24,1 | 20,5 | 17,2 | 15,8 | - | - |
| **CAM 75N** | **CAMT 75N** | 0,8 | 0,59 | 0,82 | 0,78 | 3,6 | 1,4 | 47,5 | 40,5 | 34,5 | 29,6 | 25,2 | 21,4 | 19,7 | - | - |
| **CAM 100N** | **CAMT 100N** | 1 | 0,74 | 1,04 | 0,92 | 4,7 | 1,7 | 50,9 | 44,3 | 38,9 | 34,1 | 30,1 | 26,3 | 24,6 | 23,0 | 20,0 |
| **CAM 120** | **CAMT 120** | 1,2 | 0,88 | 1,14 | 1,07 | 5,2 | 1,9 | 55,1 | 48,5 | 42,6 | 37,8 | 33,5 | 29,7 | 27,9 | 26,2 | 23,0 |
| **CAM 140** | **CAMT 140** | 1,5 | 1,1 | 1,3 | 1,25 | 6 | 2,5 | 62,5 | 55,7 | 49,4 | 44,2 | 39,5 | 35,5 | 33,5 | 31,6 | 28,1 |

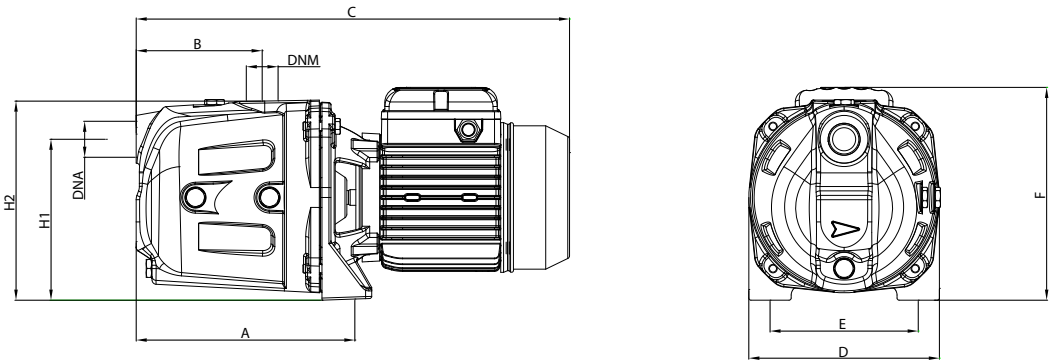


| TYPE | DIMENSIONS (mm) | | | | | | | | | | | | | Kg |
|---|---|---|---|---|---|---|---|---|---|---|---|---|---|---|
| | A | B | C | D | E | F | H1 | H2 | DNA | DNM | I | L | M | |
| **CAM 50N** | 214 | 119 | 410 | 180 | 140 | 195 | 150 | 185 | 1"G | 1"G | 440 | 194 | 215 | 12 |
| **CAM 75N** | 214 | 119 | 410 | 180 | 140 | 195 | 150 | 185 | 1"G | 1"G | 440 | 194 | 215 | 12,5 |
| **CAM 100N** | 214 | 119 | 410 | 180 | 140 | 195 | 150 | 185 | 1"G | 1"G | 440 | 194 | 215 | 14 |
| **CAM 120** | 214 | 119 | 410 | 180 | 140 | 195 | 150 | 185 | 1"G | 1"G | 440 | 194 | 215 | 14,5 |
| **CAM 140** | 214 | 119 | 410 | 180 | 140 | 195 | 150 | 185 | 1"G | 1"G | 440 | 194 | 215 | 15 |

# CAM

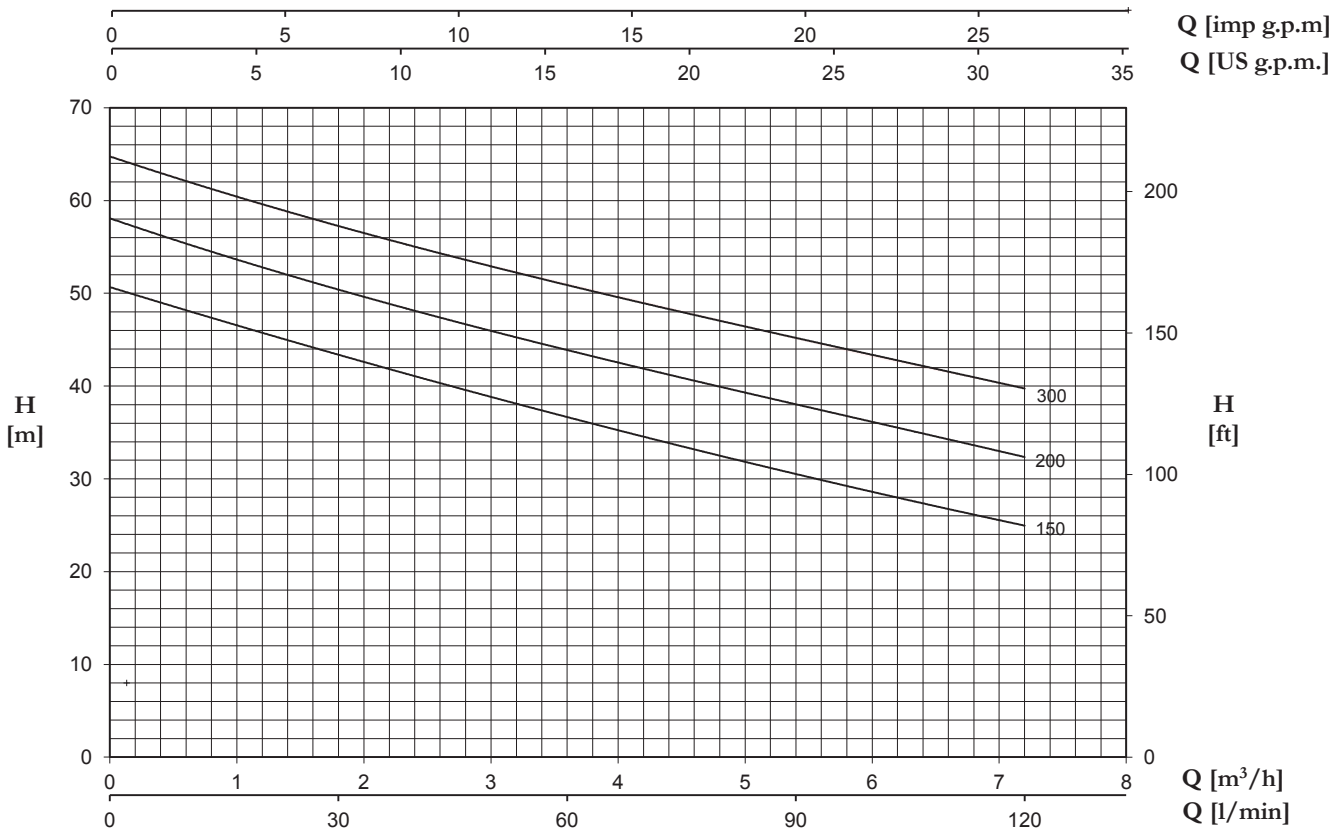


| TYPE | | P2 | | P1 (kW) | | AMPERE | | Q (m³/h - l/min) | | | | | | |
|---|---|---|---|---|---|---|---|---|---|---|---|---|---|---|
| | | | | | | | | 0 | 1,2 | 2,4 | 3,6 | 4,8 | 6 | 7,2 |
| | | | | | | | | 0 | 20 | 40 | 60 | 80 | 100 | 120 |
| 1~ | 3~ | | | | | 1~ | 3~ | | | | | | | |
| | | (HP) | (kW) | 1~ | 3~ | 1x230 V 50 Hz | 3x400 V 50 Hz | H (m) | | | | | | |
| **CAM 150** | **CAMT 150** | 1,5 | 1,1 | 1,9 | 1,8 | 8,2 | 3,4 | 50,7 | 45,7 | 41 | 36,8 | 32,5 | 28,5 | 25 |
| **CAM 200** | **CAMT 200** | 2 | 1,5 | 2,2 | 2,1 | 9,8 | 3,9 | 58,1 | 52,8 | 48 | 44 | 40 | 36 | 32,4 |
| **-** | **CAMT 300** | 3 | 2,2 | - | 2,5 | - | 4,8 | 64,8 | 59,5 | 55 | 51 | 47,1 | 43,2 | 39,8 |

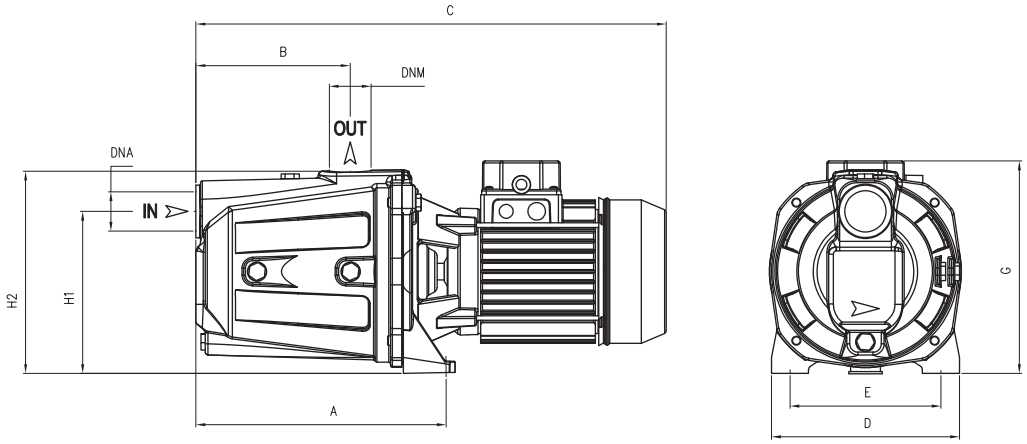


| TYPE | DIMENSIONS (mm) | | | | | | | | | | | | | | Kg |
|---|---|---|---|---|---|---|---|---|---|---|---|---|---|---|---|
| | A | B | C | D | E | F | G | H1 | H2 | DNA | DNM | I | L | M | |
| **CAM 150** | 269,6 | 167 | 506 | 203 | 165 | 220 | 231,5 | 175 | 220 | 1"1/2G | 1"1/4G | 535 | 235 | 230 | 26 |
| **CAM 200** | 269,6 | 167 | 506 | 203 | 165 | 220 | 231,5 | 175 | 220 | 1"1/2G | 1"1/4G | 535 | 235 | 230 | 27 |
| **CAM 300** | 269,6 | 167 | 506 | 203 | 165 | 220 | 231,5 | 175 | 220 | 1"1/2G | 1"1/4G | 535 | 235 | 230 | 26,5 |

# CAB

Pompa auto-adescante di tipo centrifugo adatta per approvvigionamento d'acqua (anche se miscelata a gas) in piccoli e medi impianti domestici e civili; quando accoppiate a serbatoi autoclave, costituiscono un sistema di pressurizzazione automatico.

Self-priming centrifugal pump for water supplies (even if mixed with gas) in small and medium household and civil systems; connecting the pump to a pressure tank it becomes an automatic pressurization system.

Bomba auto-aspirante de tipo centrífugo apropiada para el suministro de agua (aunque esté mezclada con gas) en pequeñas y medianas instalaciones domésticas y civiles; cuando se acoplan a equipos de presión constituyen un sistema de presurización automático.

Pompe auto-amorçante de type centrifuge, apte à l'approvisionnement d'eau (même si mélangée à des gaz) dans les petites et moyennes installations domestiques et civiles; accouplée à un réservoir, peut constituer un système de pressurisation automatique.

| CARATTERISTICHE COSTRUTTIVE / CONSTRUCTION FEATURES<br>CARACTERÍSTICAS CONSTRUCTIVAS / CARACTÉRISTIQUES D'EXÉCUTION | |
|---|---|
| **Corpo pompa**<br>**Pump body**<br>**Cuerpo bomba**<br>**Corps de pompe** | ghisa<br>cast iron<br>fundición<br>fonte |
| **Supporto motore**<br>**Motor bracket**<br>**Soporte motor**<br>**Support moteur** | ghisa<br>cast iron<br>fundición<br>fonte |
| **Girante**<br>**Impeller**<br>**Rodete**<br>**Turbine** | Noryl® o ottone<br>Noryl® or brass<br>Noryl® o latón<br>Noryl® ou laiton |
| **Tenuta meccanica**<br>**Mechanical seal**<br>**Sello mecánico**<br>**Garniture mécanique** | ceramica-grafite<br>ceramic-graphite<br>cerámica-grafito<br>céramique-graphite |
| **Albero motore**<br>**Motor shaft**<br>**Eje motor**<br>**Arbre moteur** | acciaio AISI 303 parte idraulica<br>stainless steel AISI 303 hydraulic side<br>acero AISI 303 parte hidráulica<br>acier AISI 303 partie hydraulique |
| **Temperatura del liquido**<br>**Liquid temperature**<br>**Temperatura del liquído**<br>**Température du liquide** | 0 - 50 °C |
| **Pressione di esercizio**<br>**Operating pressure**<br>**Presión de trabajo**<br>**Pression de fonctionnement** | max 8 bar |
| **MOTORE / MOTOR / MOTOR / MOTEUR** | |
| **Motore 2 poli a induzione**<br>**2 pole induction motor**<br>**Motor de 2 polos a inducción**<br>**Moteur à induction à 2 pôles** | 3~ 230/400V-50Hz<br>1~ 230V-50Hz (con termoprotettore) (with thermal protection) (con protección térmica) (avec protection thermique) |
| **Classe di isolamento**<br>**Insulation class**<br>**Clase de aislamiento**<br>**Classe d'isolation** | F |
| **Grado di protezione**<br>**Protection degree**<br>**Grado de protección**<br>**Protection** | IPX4 |

**Pump model code**

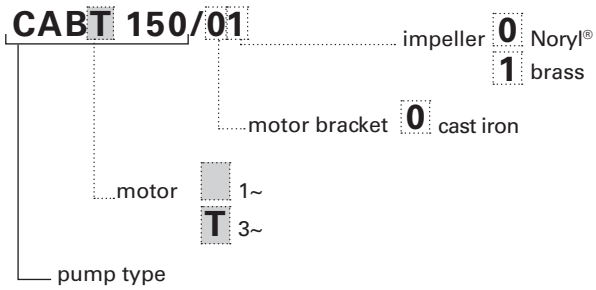


| TYPE | TRUCK | | CONTAINER | |
|---|---|---|---|---|
| | PALLET (cm) | N° pumps | PALLET (cm) | N° pumps |
| CAB | 85X110X140 | 30 | 85X110X190 | 42 |

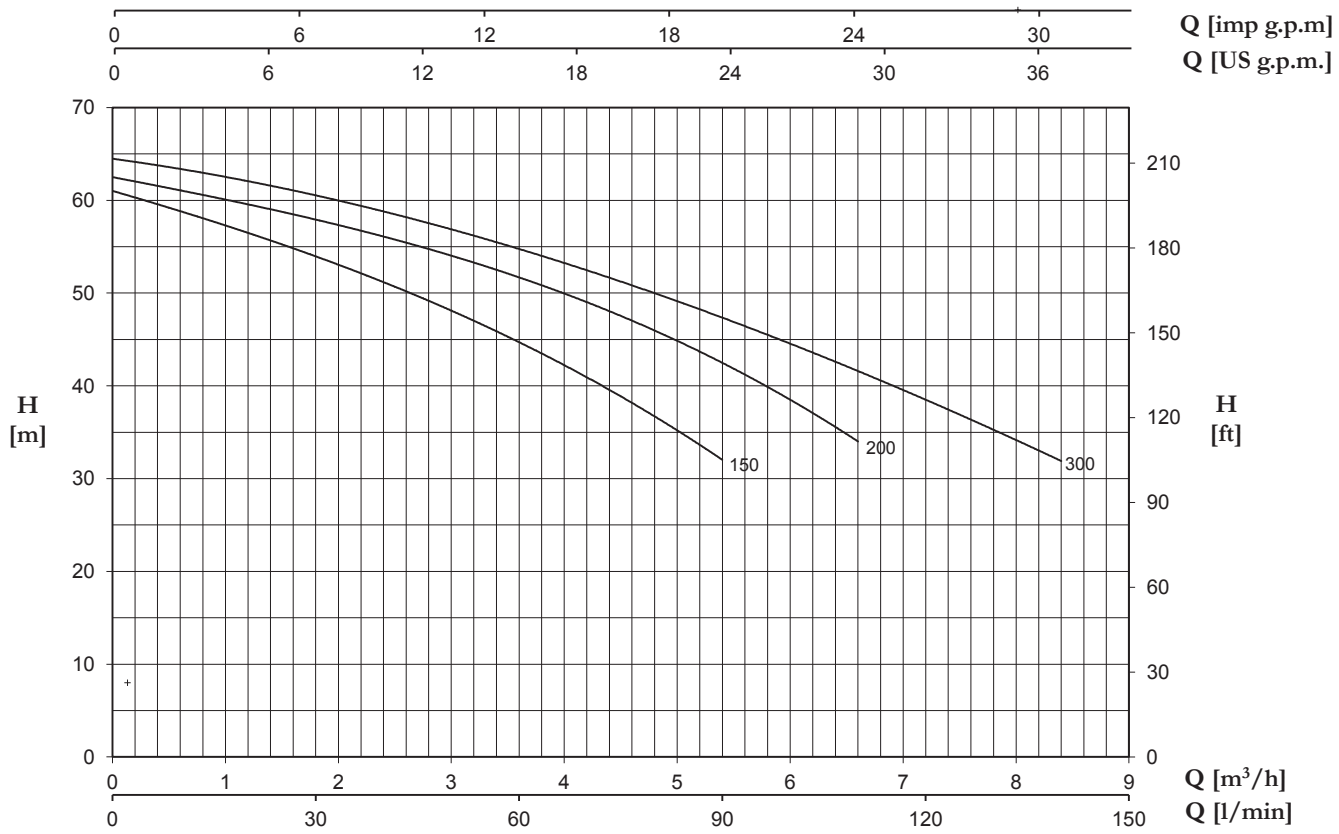


| TYPE | | P2 | | P1 (kW) | | AMPERE | | Q (m³/h - l/min) | | | | | | | | |
|---|---|---|---|---|---|---|---|---|---|---|---|---|---|---|---|---|
| 1~ | 3~ | | | | | 1~ | 3~ | 0 | 1,2 | 1,8 | 3 | 4,2 | 5,4 | 6,6 | 7,8 | 8,4 |
| | | | | | | | | 0 | 20 | 30 | 50 | 70 | 90 | 110 | 130 | 140 |
| | | (HP) | (kW) | 1~ | 3~ | 1x230 V 50 Hz | 3x400 V 50 Hz | H (m) | | | | | | | | |
| **CAB 150** | **CABT 150** | 1,5 | 1,1 | 1,74 | 1,68 | 7,9 | 3,3 | 61 | 56,5 | 54 | 48 | 41 | 32 | - | - | - |
| **CAB 200** | **CABT 200** | 2 | 1,5 | 2,22 | 2,1 | 10,3 | 3,9 | 62,5 | 59,5 | 58 | 54 | 49 | 42,5 | 34 | - | - |
| **CAB 300** | **CABT 300** | 3 | 2,2 | 2,65 | 2,5 | 11,8 | 4,9 | 64,5 | 62 | 60,5 | 57 | 52,5 | 47 | 42 | 35 | 32 |

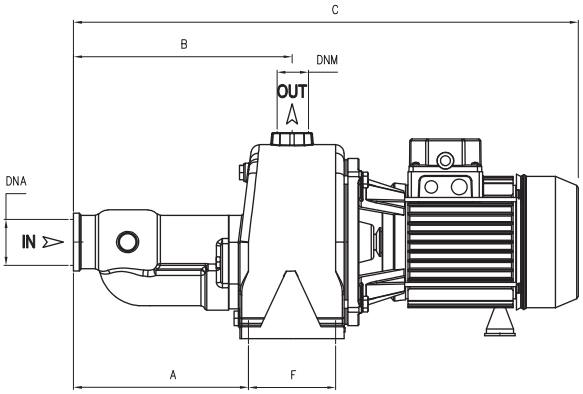


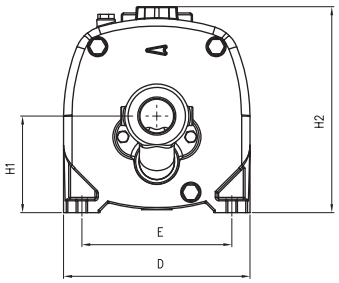


| TYPE | DIMENSIONS (mm) | | | | | | | | | | | | | Kg |
|---|---|---|---|---|---|---|---|---|---|---|---|---|---|---|
| | A | B | C | D | E | F | H1 | H2 | DNA | DNM | I | L | M | |
| **CAB 150** | 204 | 257 | 596 | 220 | 177 | 105 | 112 | 240 | 1″ 1/2 G | 1″ G | 610 | 235 | 275 | 30 |
| **CAB 200** | 204 | 257 | 596 | 220 | 177 | 105 | 112 | 240 | 1″ 1/2 G | 1″ G | 610 | 235 | 275 | 30,5 |
| **CAB 300** | 204 | 257 | 596 | 220 | 177 | 105 | 112 | 240 | 1″ 1/2 G | 1″ G | 610 | 235 | 275 | 31,5 |

Pompa auto-adescante di tipo centrifugo adatta per approvvigionamento d'acqua (anche se miscelata a gas) in piccoli impianti domestici, accoppiate a serbatoi autoclave per il trasferimento di liquidi e svuotamento di serbatoi; utilizzate in applicazioni industriali di media entità e per il giardinaggio.

Self-priming centrifugal pump for water supplies (even if mixed with gas) in small household systems, connected to autoclave tanks for transferring liquids and emptying tanks; used in medium sized industrial applications and for gardening.

Bomba auto-aspirante de tipo centrífugo para el suministro de agua (aunque esté mezclada con gas) en pequeñas instalaciones domésticas, acopladas en equípos de presión para la transferencia de líquidos y el vaciado tanques; utilizadas en aplicaciones industriales de media importancia y para la jardinería.

Pompe auto-amorçante de type centrifuge, apte à l'approvisionnement d'eau (même si mélangée à des gaz) dans les petites installations domestiques, l'accouplement à des réservoirs, le transfert de liquides et le vidage de réservoirs; peut être utilisée dans des applications industrielles de moyenne entité et pour le jardinage.

| CARATTERISTICHE COSTRUTTIVE / CONSTRUCTION FEATURES<br>CARACTERÍSTICAS CONSTRUCTIVAS / CARACTÉRISTIQUES D'EXÉCUTION | |
|---|---|
| **Corpo pompa**<br>**Pump body**<br>**Cuerpo bomba**<br>**Corps de pompe** | acciaio AISI 304<br>stainless steel AISI 304<br>acero AISI 304<br>acier AISI 304 |
| **Supporto motore**<br>**Motor bracket**<br>**Soporte motor**<br>**Support moteur** | alluminio<br>aluminium<br>aluminio<br>aluminium |
| **Girante**<br>**Impeller**<br>**Rodete**<br>**Turbine** | Noryl®; AISI 304 (100N, 120, 140) |
| **Tenuta meccanica**<br>**Mechanical seal**<br>**Sello mecánico**<br>**Garniture mécanique** | ceramica-grafite<br>ceramic-graphite<br>cerámica-grafito<br>céramique-graphite |
| **Albero motore**<br>**Motor shaft**<br>**Eje motor**<br>**Arbre moteur** | acciaio AISI 416<br>stainless steel AISI 416<br>acero AISI 416<br>acier AISI 416 |
| **Temperatura del liquido**<br>**Liquid temperature**<br>**Temperatura del liquído**<br>**Température du liquide** | 0 - 50 °C |
| **Pressione di esercizio**<br>**Operating pressure**<br>**Presión de trabajo**<br>**Pression de fonctionnement** | max 8 bar |
| **MOTORE / MOTOR / MOTOR / MOTEUR** | |
| **Motore 2 poli a induzione**<br>**2 pole induction motor**<br>**Motor de 2 polos a inducción**<br>**Moteur à induction à 2 pôles** | 3~ 230/400V-50Hz<br>1~ 230V-50Hz (con termoprotettore)<br>(with thermal protection)<br>(con protección térmica)<br>(avec protection thermique) |
| **Classe di isolamento**<br>**Insulation class**<br>**Clase de aislamiento**<br>**Classe d'isolation** | F |
| **Grado di protezione**<br>**Protection degree**<br>**Grado de protección**<br>**Protection** | IPX4 |

**Pump model code**

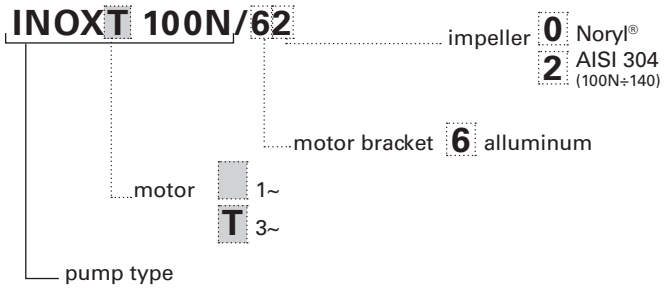


| TYPE | TRUCK | | CONTAINER | |
|---|---|---|---|---|
| | PALLET (cm) | N° pumps | PALLET (cm) | N° pumps |
| **INOX 50-140** | 85X110X150 | 60 | 85X110X190 | 80 |

# INOX

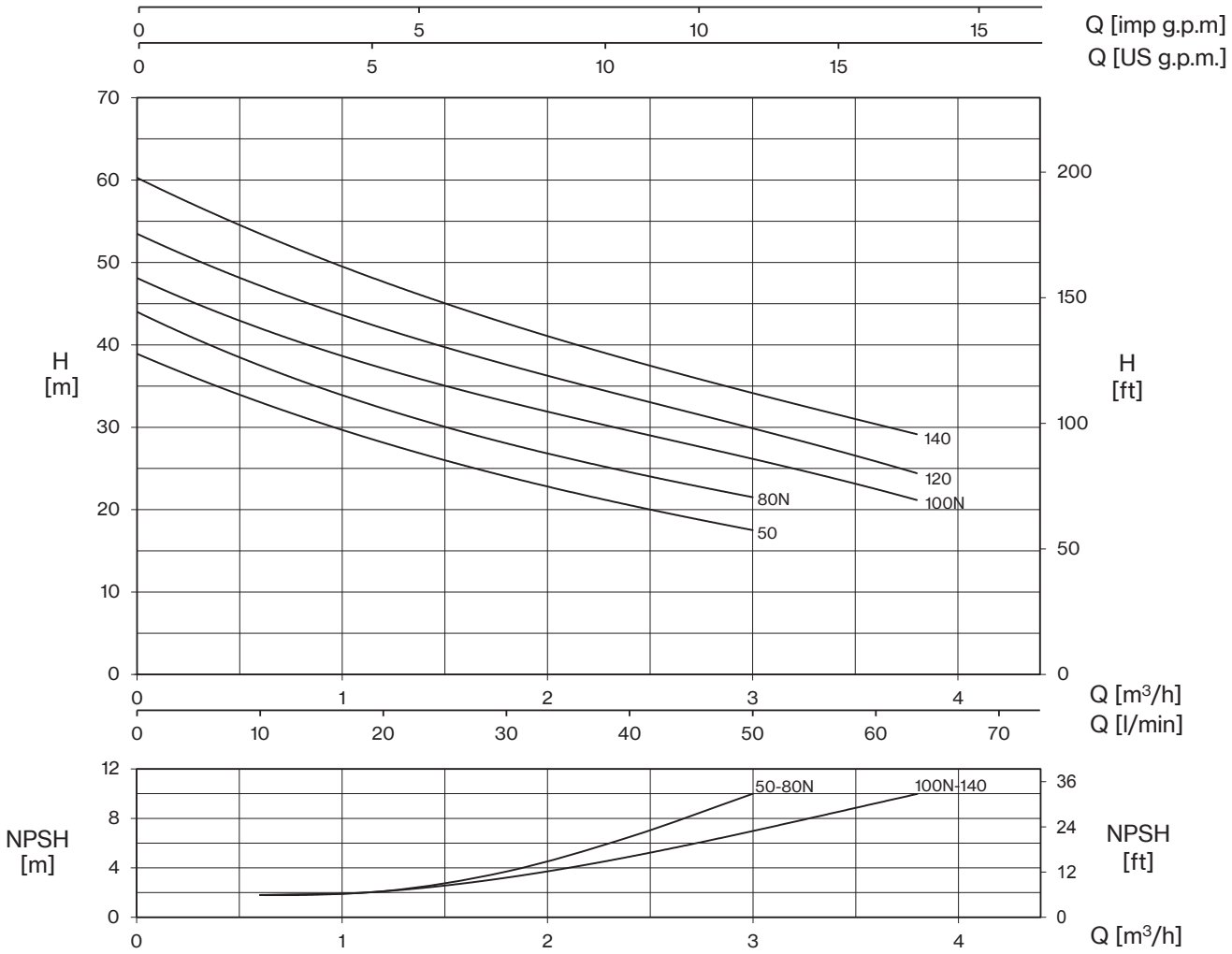


| TYPE | | P2 | | P1 (kW) | | AMPERE | | Q (m³/h - l/min) | | | | | | | |
|---|---|---|---|---|---|---|---|---|---|---|---|---|---|---|---|
| 1~ | 3~ | | | | | 1~ | 3~ | 0 | 0,6 | 1,2 | 1,8 | 2,4 | 3 | 3,6 | 3,8 |
| | | | | | | | | 0 | 10 | 20 | 30 | 40 | 50 | 60 | 63,3 |
| | | (HP) | (kW) | 1~ | 3~ | 1x230 V 50 Hz | 3x400 V 50 Hz | H (m) | | | | | | | |
| **INOX 50** | **INOXT 50** | 0,6 | 0,44 | 0,67 | 0,63 | 2,9 | 1,2 | 38,9 | 33,1 | 28,1 | 24,0 | 20,6 | 17,5 | - | - |
| **INOX 80N** | **INOXT 80N** | 0,8 | 0,59 | 0,75 | 0,76 | 3,3 | 1,4 | 44,0 | 37,5 | 32,3 | 28,0 | 24,6 | 21,5 | - | - |
| **INOX 100N** | **INOXT 100N** | 1 | 0,74 | 1,04 | 0,92 | 4,7 | 1,7 | 48,0 | 42,3 | 37,0 | 33,0 | 29,6 | 26,2 | 22,7 | 21,0 |
| **INOX 120** | **INOXT 120** | 1,2 | 0,88 | 1,14 | 1,03 | 5,2 | 1,9 | 53,4 | 47,4 | 41,9 | 37,5 | 33,7 | 29,9 | 26,0 | 24,3 |
| **INOX 140** | **INOXT 140** | 1,5 | 1,1 | 1,3 | 1,23 | 6,0 | 2,5 | 60,2 | 53,6 | 47,8 | 42,4 | 38,0 | 34,4 | 30,5 | 29,0 |

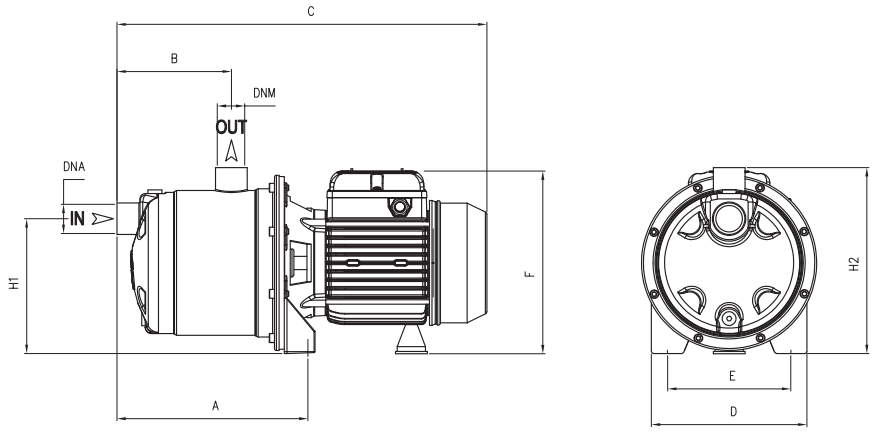


| TYPE | DIMENSIONS (mm) | | | | | | | | | | | | | Kg |
|---|---|---|---|---|---|---|---|---|---|---|---|---|---|---|
| | A | B | C | D | E | F | H1 | H2 | DNA | DNM | I | L | M | |
| **INOX 50** | 208 | 128 | 410 | 175 | 140 | 215 | 153 | 210 | 1" G | 1" G | 430 | 210 | 235 | 8,5 |
| **INOX 80N** | 208 | 128 | 410 | 175 | 140 | 215 | 153 | 210 | 1" G | 1" G | 430 | 210 | 235 | 9,5 |
| **INOX 100N** | 208 | 128 | 410 | 175 | 140 | 215 | 153 | 210 | 1″ G | 1″ G | 430 | 210 | 235 | 10,5 |
| **INOX 120** | 208 | 128 | 410 | 175 | 140 | 215 | 153 | 210 | 1″ G | 1″ G | 430 | 210 | 235 | 11 |
| **INOX 140** | 208 | 128 | 410 | 175 | 140 | 215 | 153 | 210 | 1″G | 1″G | 430 | 210 | 235 | 11,5 |

# ULTRA A

Pompe centrifughe multistadio orizzontali **autoadescanti**. Adatte alla movimentazione di liquidi non carichi; sistemi di presurizzazione; irrigazione; acque potabili o con glicole in soluzione; trattamento acque; industria alimentare; riscaldamento e condizionamento; sistemi di lavaggio.

Stainless steel multistage horizontal **self-priming** pumps. Pumping of clean non-loaded fluids; pressurizing system; irrigation; drinking and glycol water; water treatment; heating and air conditioning; washing system.

Bombas centrífugas multietapas horizontales **autocebantes**. Bombeo de líquidos químicamente y mecánicamente no agresivos; sistemas de presurización; riegos; agua potable o con glycol; tratamientos del agua; industria alimenticia; calefacción y refrigeración; sistemas de lavado.

Pompes centrifuges multicellulaires horizontales **auto-amorçantes**. Pompage d'eaux propres non chargées; groupes de surpression; irrigation; eau potable ou solution de glycol; traitement des eaux; industrie alimentaire; chauffage et climatisation; stations de lavage auto.

| CARATTERISTICHE COSTRUTTIVE / CONSTRUCTION FEATURES<br>CARACTERÍSTICAS CONSTRUCTIVAS / CARACTÉRISTIQUES D'EXÉCUTION | |
|---|---|
| **Corpo pompa, disco portatenuta meccanica**<br>**Pump body, mechanical seal housing**<br>**Cuerpo bomba, apoyo sello mecánico**<br>**Corps de pompe, plaque garniture mécanique** | acciaio cromo-nickel AISI 304<br>stainless steel AISI 304<br>acero cromo-níquel AISI 304<br>acier chrome-nickel AISI 304 |
| **Supporto motore**<br>**Motor bracket**<br>**Soporte motor**<br>**Support moteur** | alluminio<br>aluminium<br>aluminio<br>aluminium |
| **Giranti, diffusori**<br>**Impellers, diffusers**<br>**Rodetes, difusores**<br>**Turbines, diffuseurs** | Noryl® |
| **Tenuta meccanica**<br>**Mechanical seal**<br>**Sello mecánico**<br>**Garniture mécanique** | ceramica-grafite<br>ceramic-graphite<br>cerámica-grafito<br>céramique-graphite |
| **Albero motore**<br>**Motor shaft**<br>**Eje motor**<br>**Arbre moteur** | acciaio cromo-nickel AISI 303<br>stainless steel AISI 303<br>acero cromo-níquel AISI 303<br>acier chrome-nickel AISI 303 |
| **Temperatura del liquido**<br>**Liquid temperature**<br>**Temperatura del liquído**<br>**Température du liquide** | -5 ÷ +35 °C |
| **Pressione di esercizio**<br>**Operating pressure**<br>**Presión de trabajo**<br>**Pression de fonctionnement** | max 7 bar |
| **MOTORE / MOTOR / MOTOR / MOTEUR** | |
| **Motore 2 poli a induzione** | 3~ 230/400V-50Hz |
| **2 pole induction motor**<br>**Motor de 2 polos a inducción**<br>**Moteur à induction à 2 pôles** | 1~ 230V-50Hz<br>(con termoprotettore fino a 1,85kW<br>with thermal protection up to 1,85 kW<br>con protección térmica hasta 1,85 kW<br>avec protection thermique jusqu'à 1,85 kW) |
| **Classe di isolamento**<br>**Insulation class**<br>**Clase de aislamiento**<br>**Classe d'isolation** | F |
| **Grado di protezione**<br>**Protection degree**<br>**Grado de protección**<br>**Protection** | IPX4 |

**U 3 A - 100/5 T**

- 3~
- No. of impellers
- nominal power HPx100
- self-priming
- nominal flow-rate m³/h
- type

| TYPE | TRUCK | | CONTAINER | |
|---|---|---|---|---|
| | PALLET (cm) | N° pumps | PALLET (cm) | N° pumps |
| U 3A-90/4 | 85x110x160 | 70 | 85x110x185 | 80 |
| U 3A-100/5 | 80x120x150 | 42 | 80x120x175 | 49 |
| U 5A-120/4 | 80x120x150 | 42 | 80x120x175 | 49 |
| U 5A-150/5 | 80x120x150 | 42 | 80x120x175 | 49 |

# ULTRA A

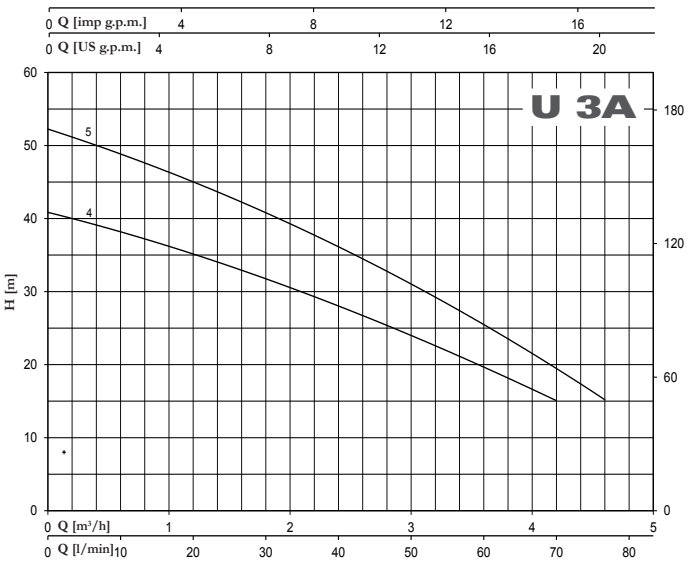


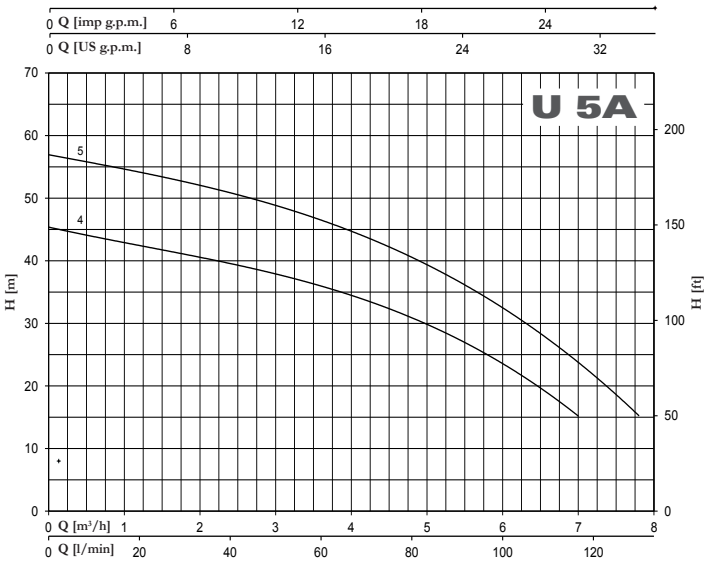


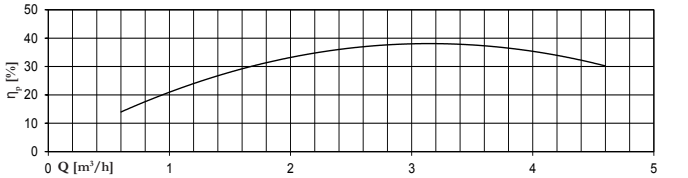


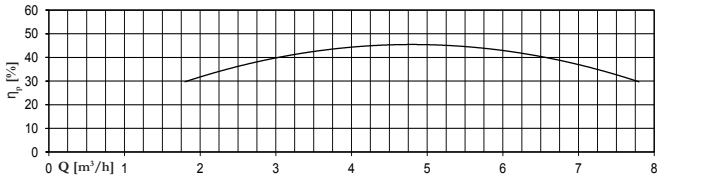


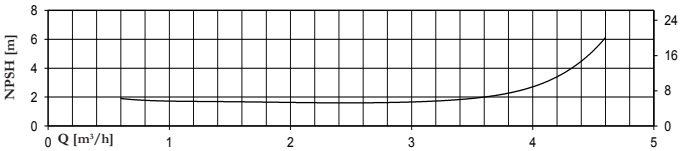


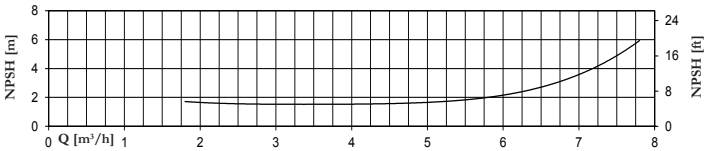


| TYPE | | P2 | | P1 (kW) | | AMPERE | | Q (m³/h - l/min) | | | | | | | | | | | |
|---|---|---|---|---|---|---|---|---|---|---|---|---|---|---|---|---|---|---|---|
| 1~ | 3~ | | | | | 1~ | 3~ | 0 | 0,6 | 1,2 | 1,8 | 2,4 | 3,6 | 4,2 | 4,6 | 4,8 | 6 | 7 | 7,8 |
| | | | | | | | | 0 | 10 | 20 | 30 | 40 | 60 | 70 | 76,7 | 80 | 100 | 116,7 | 130 |
| | | (HP) | (kW) | 1~ | 3~ | 1x230 V 50 Hz | 3x400 V 50 Hz | H (m) | | | | | | | | | | | |
| **U 3A-90/4** | **U 3A-90/4T** | 0,9 | 0,66 | 0,9 | 0,88 | 4 | 1,8 | 40,8 | 38,3 | 35,1 | 31,8 | 27,9 | 19,8 | 15,0 | | | | | |
| **U 3A-100/5** | **U 3A-100/5T** | 1 | 0,75 | 1,06 | 1,01 | 4,8 | 1,9 | 52,2 | 48,9 | 45,1 | 40,8 | 36,0 | 25,4 | 19,8 | 15,0 | | | | |
| **U 5A-120/4** | **U 5A-120/4T** | 1,2 | 0,9 | 1,13 | 1,13 | 5,2 | 2,5 | 45,3 | | | 41,3 | 39,6 | 35,6 | 33,4 | 31,7 | 30,8 | 24,0 | 15,0 | |
| **U 5A-150/5** | **U 5A-150/5T** | 1,5 | 1,1 | 1,47 | 1,39 | 6,8 | 2,8 | 56,8 | | | 53,0 | 51,0 | 46,1 | 43,2 | 41,2 | 40,1 | 33,0 | 24,0 | 15,0 |

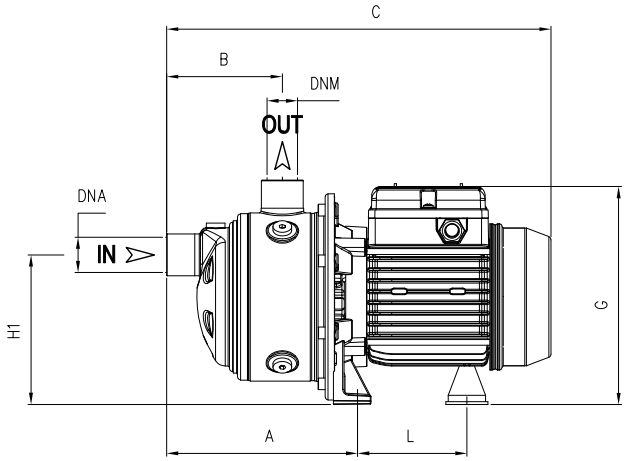


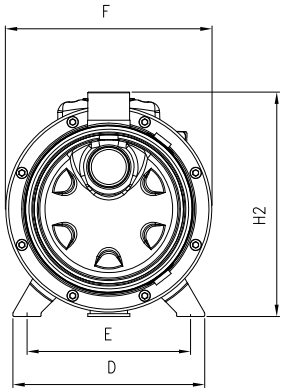


| TYPE | DIMENSIONS (mm) | | | | | | | | | | Kg | DNA | DNM |
|---|---|---|---|---|---|---|---|---|---|---|---|---|---|
| | A | B | C | D | E | F | G | L | H1 | H2 | | | |
| **U 3A-90/4** | 190,8 | 175 | 405 | 164 | 140 | 178 | 190 | 93,7 | 128 | 192 | 9 | 1″ G | 1″ G |
| **U 3A-100/5** | 214,8 | 199 | 452 | 164 | 140 | 178 | 203 | 104,7 | 128 | 192 | 11,5 | | |
| **U 5A-120/4** | 190,8 | 175 | 428 | 164 | 140 | 178 | 203 | 104,7 | 128 | 192 | 11,5 | | |
| **U 5A-150/5** | 214,8 | 199 | 514 | 164 | 140 | 201 | 211 | 128,2 | 134 | 198 | 14,5 | | |

# ULTRA SA

Pompe centrifughe multistadio orizzontali **autoadescanti**. Adatte alla movimentazione di liquidi non carichi; sistemi di presurizzazione; irrigazione; acque potabili o con glicole in soluzione; trattamento acque; industria alimentare; riscaldamento e condizionamento; sistemi di lavaggio.

Stainless steel multistage horizontal **self-priming** pumps. Pumping of clean non-loaded fluids; pressurizing system; irrigation; drinking and glycol water; water treatment; heating and air conditioning; washing system.

Bombas centrífugas multietapas horizontales **autocebantes**. Bombeo de líquidos químicamente y mecánicamente no agresivos; sistemas de presurización; riegos; agua potable o con glycol; tratamientos del agua; industria alimenticia; calefacción y refrigeración; sistemas de lavado.

Pompes centrifuges multicellulaires horizontales **auto-amorçantes**. Pompage d'eaux propres non chargées; groupes de surpression; irrigation; eau potable ou solution de glycol; traitement des eaux; industrie alimentaire; chauffage et climatisation; stations de lavage auto.

| CARATTERISTICHE COSTRUTTIVE / CONSTRUCTION FEATURES<br>CARACTERÍSTICAS CONSTRUCTIVAS / CARACTÉRISTIQUES D'EXÉCUTION | |
|---|---|
| **Corpo pompa, disco portatenuta meccanica**<br>**Pump body, mechanical seal housing**<br>**Cuerpo bomba, apoyo sello mecánico**<br>**Corps de pompe, plaque garniture mécanique** | acciaio cromo-nickel AISI 304<br>stainless steel AISI 304<br>acero cromo-níquel AISI 304<br>acier chrome-nickel AISI 304 |
| **Supporto motore**<br>**Motor bracket**<br>**Soporte motor**<br>**Support moteur** | alluminio<br>aluminium<br>aluminio<br>aluminium |
| **Giranti, diffusori**<br>**Impellers, diffusers**<br>**Rodetes, difusores**<br>**Turbines, diffuseurs** | acciaio cromo-nickel AISI 304<br>stainless steel AISI 304<br>acero cromo-níquel AISI 304<br>acier chrome-nickel AISI 304 |
| **Tenuta meccanica**<br>**Mechanical seal**<br>**Sello mecánico**<br>**Garniture mécanique** | ceramica-grafite<br>ceramic-graphite<br>cerámica-grafito<br>céramique-graphite |
| **Albero motore**<br>**Motor shaft**<br>**Eje motor**<br>**Arbre moteur** | acciaio cromo-nickel AISI 303<br>stainless steel AISI 303<br>acero cromo-níquel AISI 303<br>acier chrome-nickel AISI 303 |
| **Temperatura del liquido**<br>**Liquid temperature**<br>**Temperatura del liquído**<br>**Température du liquide** | -15 ÷ +110 °C |
| **Pressione di esercizio**<br>**Operating pressure**<br>**Presión de trabajo**<br>**Pression de fonctionnement** | max 7 bar |
| **MOTORE / MOTOR / MOTOR / MOTEUR** | |
| **Motore 2 poli a induzione** | 3~ 230/400V-50Hz |
| **2 pole induction motor**<br>**Motor de 2 polos a inducción**<br>**Moteur à induction à 2 pôles** | 1~ 230V-50Hz<br>(con termoprotettore fino a 1,85kW<br>with thermal protection up to 1,85 kW<br>con protección térmica hasta 1,85 kW<br>avec protection thermique jusqu'à 1,85 kW) |
| **Classe di isolamento**<br>**Insulation class**<br>**Clase de aislamiento**<br>**Classe d'isolation** | F |
| **Grado di protezione**<br>**Protection degree**<br>**Grado de protección**<br>**Protection** | IPX4 |

**U 3 S A - 100/5 T**

- 3~
- No. of impellers
- nominal power HPx100
- self-priming
- stainless steel hydraulic part
- nominal flow-rate $m^3/h$
- type

| TYPE | TRUCK | | CONTAINER | |
|---|---|---|---|---|
| | PALLET (cm) | N° pumps | PALLET (cm) | N° pumps |
| **U 3SA-90/4** | 85x110x160 | 70 | 85x110x185 | 80 |
| **U 3SA-100/5** | 80x120x150 | 42 | 80x120x175 | 49 |
| **U 5SA-120/4** | 80x120x150 | 42 | 80x120x175 | 49 |
| **U 5SA-150/5** | 80x120x150 | 42 | 80x120x175 | 49 |

# ULTRA SA

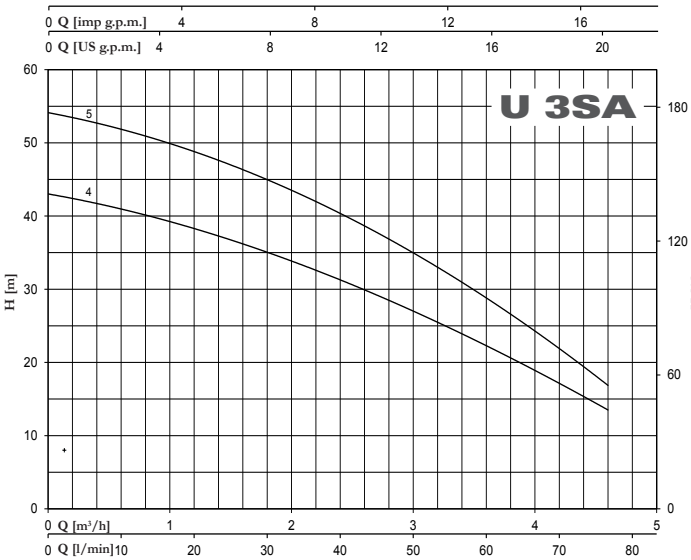


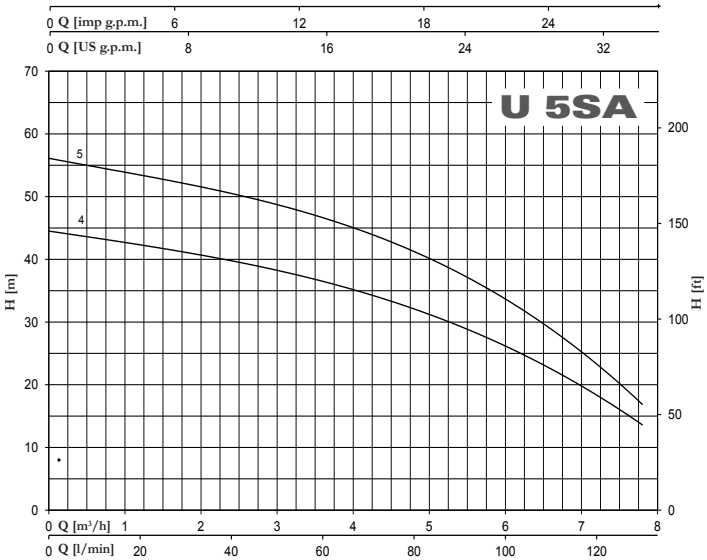


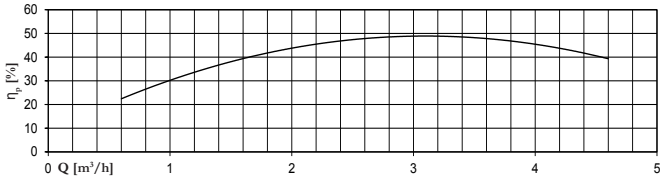


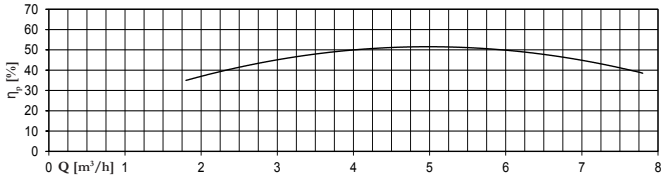


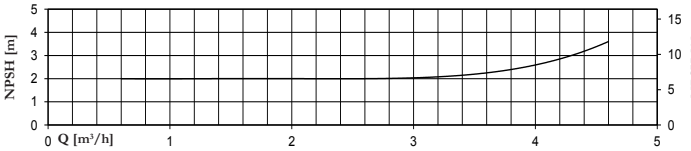


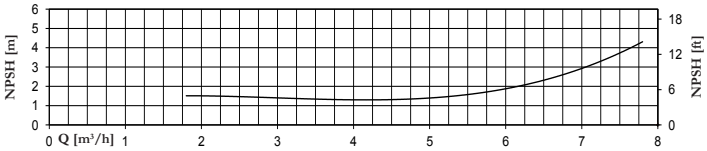


| TYPE | | P2 | | P1 (kW) | | AMPERE | | Q (m³/h - l/min) | | | | | | | | | | | |
|---|---|---|---|---|---|---|---|---|---|---|---|---|---|---|---|---|---|---|---|
| 1~ | 3~ | | | | | 1~ | 3~ | 0 | 0,6 | 1,2 | 1,8 | 2,4 | 3,6 | 4,6 | 4,8 | 6 | 7,2 | 7,8 |
| | | | | | | | | 0 | 10 | 20 | 30 | 40 | 60 | 76,7 | 80 | 100 | 120 | 130 |
| | | | | | | 1x230 V 50 Hz | 3x400 V 50 Hz | H (m) | | | | | | | | | | | |
| | | (HP) | (kW) | 1~ | 3~ | | | | | | | | | | | | | | |
| **U 3SA-90/4** | **U 3SA-90/4T** | 0,9 | 0,66 | 0,83 | 0,8 | 3,6 | 1,7 | 43,0 | 41,0 | 38,3 | 35,0 | 31,3 | 22,3 | 13,5 | | | | |
| **U 3SA-100/5** | **U 3SA-100/5T** | 1 | 0,75 | 0,99 | 0,92 | 4,4 | 1,7 | 54,0 | 52,1 | 48,8 | 44,9 | 40,2 | 29,0 | 16,8 | | | | |
| **U 5SA-120/4** | **U 5SA-120/4T** | 1,2 | 0,9 | 1,09 | 1,08 | 4,9 | 2,4 | 44,5 | | | 41,0 | 40,0 | 36,4 | 32,8 | 32,0 | 26,2 | 18,5 | 13,5 |
| **U 5SA-150/5** | **U 5SA-150/5T** | 1,5 | 1,1 | 1,39 | 1,31 | 6,5 | 2,7 | 56,0 | | | 52,4 | 50,5 | 46,4 | 42,0 | 41,0 | 33,8 | 23,8 | 16,5 |

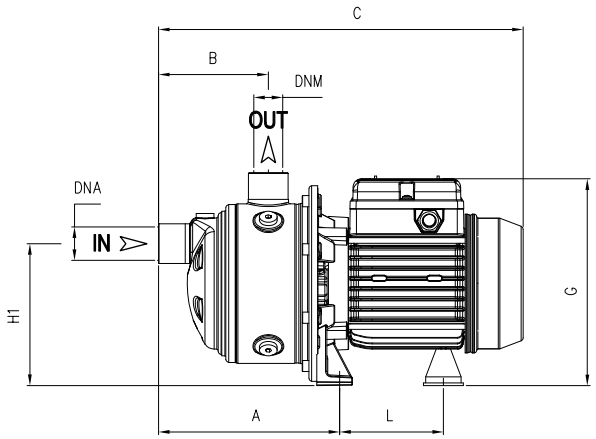


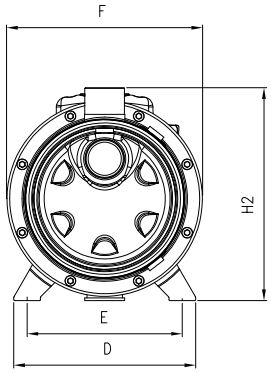


| TYPE | DIMENSIONS (mm) | | | | | | | | | | Kg | DNA | DNM |
|---|---|---|---|---|---|---|---|---|---|---|---|---|---|
| | A | B | C | D | E | F | G | L | H1 | H2 | | | |
| **U 3SA-90/4** | 190,8 | 175 | 405 | 164 | 140 | 178 | 190 | 93,7 | 128 | 192 | 10 | 1″ G | 1″ G |
| **U 3SA-100/5** | 214,8 | 199 | 452 | 164 | 140 | 178 | 203 | 104,7 | 128 | 192 | 12,5 | | |
| **U 5SA-120/4** | 190,8 | 175 | 428 | 164 | 140 | 178 | 203 | 104,7 | 128 | 192 | 12,5 | | |
| **U 5SA-150/5** | 214,8 | 199 | 514 | 164 | 140 | 201 | 211 | 128,2 | 134 | 198 | 15,5 | | |

# MPX

Pompe centrifughe multistadio, orizzontali e autoadescanti, particolarmente adatte alla realizzazione di piccoli e medi gruppi di pressurizzazione; in grado di aspirare liquidi miscelati ad aria o a gas.

Multi-stage centrifugal pumps, horizontal and self-priming, particularly suitable for constructing small and medium sized pressurisation systems; able to suck liquids mixed with air or gas.

Bombas centrífugas multicelulares, horizontales y autocebantes, particularmente apropiadas para realizar equipos de presión pequeñas y medianas; en condición de aspirar líquidos mezclados con aire o gas.

Pompes centrifuges multicellulaires, horizontales et auto-amorçantes, particulièrement indiquées à la réalisation de petits et moyens groupes de surpression; elles peuvent aspirer des liquides mélangés à de l'air ou du gaz.

| CARATTERISTICHE COSTRUTTIVE / CONSTRUCTION FEATURES<br>CARACTERÍSTICAS CONSTRUCTIVAS / CARACTÉRISTIQUES D'EXÉCUTION | |
|---|---|
| **Corpo pompa**<br>**Pump body**<br>**Cuerpo bomba**<br>**Corps de pompe** | acciaio AISI 304<br>stainless steel AISI 304<br>acero AISI 304<br>acier AISI 304 |
| **Supporto motore**<br>**Motor bracket**<br>**Soporte motor**<br>**Support moteur** | alluminio<br>aluminium<br>aluminio<br>aluminium |
| **Girante**<br>**Impeller**<br>**Rodete**<br>**Turbine** | Noryl® |
| **Tenuta meccanica**<br>**Mechanical seal**<br>**Sello mecánico**<br>**Garniture mécanique** | ceramica-grafite<br>ceramic-graphite<br>cerámica-grafito<br>céramique-graphite |
| **Albero motore**<br>**Motor shaft**<br>**Eje motor**<br>**Arbre moteur** | acciaio AISI 416<br>stainless steel AISI 416<br>acero AISI 416<br>acier AISI 416 |
| **Temperatura del liquido**<br>**Liquid temperature**<br>**Temperatura del liquído**<br>**Température du liquide** | 0 - 50 °C |
| **Pressione di esercizio**<br>**Operating pressure**<br>**Presión de trabajo**<br>**Pression de fonctionnement** | max 8 bar |
| **MOTORE / MOTOR / MOTOR / MOTEUR** | |
| **Motore 2 poli a induzione**<br>**2 pole induction motor**<br>**Motor de 2 polos a inducción**<br>**Moteur à induction à 2 pôles** | 3~ 230/400V-50Hz<br>1~ 230V-50Hz (con termoprotettore)<br>(with thermal protection)<br>(con protección térmica)<br>(avec protection thermique) |
| **Classe di isolamento**<br>**Insulation class**<br>**Clase de aislamiento**<br>**Classe d'isolation** | F |
| **Grado di protezione**<br>**Protection degree**<br>**Grado de protección**<br>**Protection** | IPX4 |

| TYPE | TRUCK | | CONTAINER | |
|---|---|---|---|---|
| | PALLET (cm) | N° pumps | PALLET (cm) | N° pumps |
| **MPX** | 85X110X150 | 60 | 85X110X190 | 80 |

# MPX

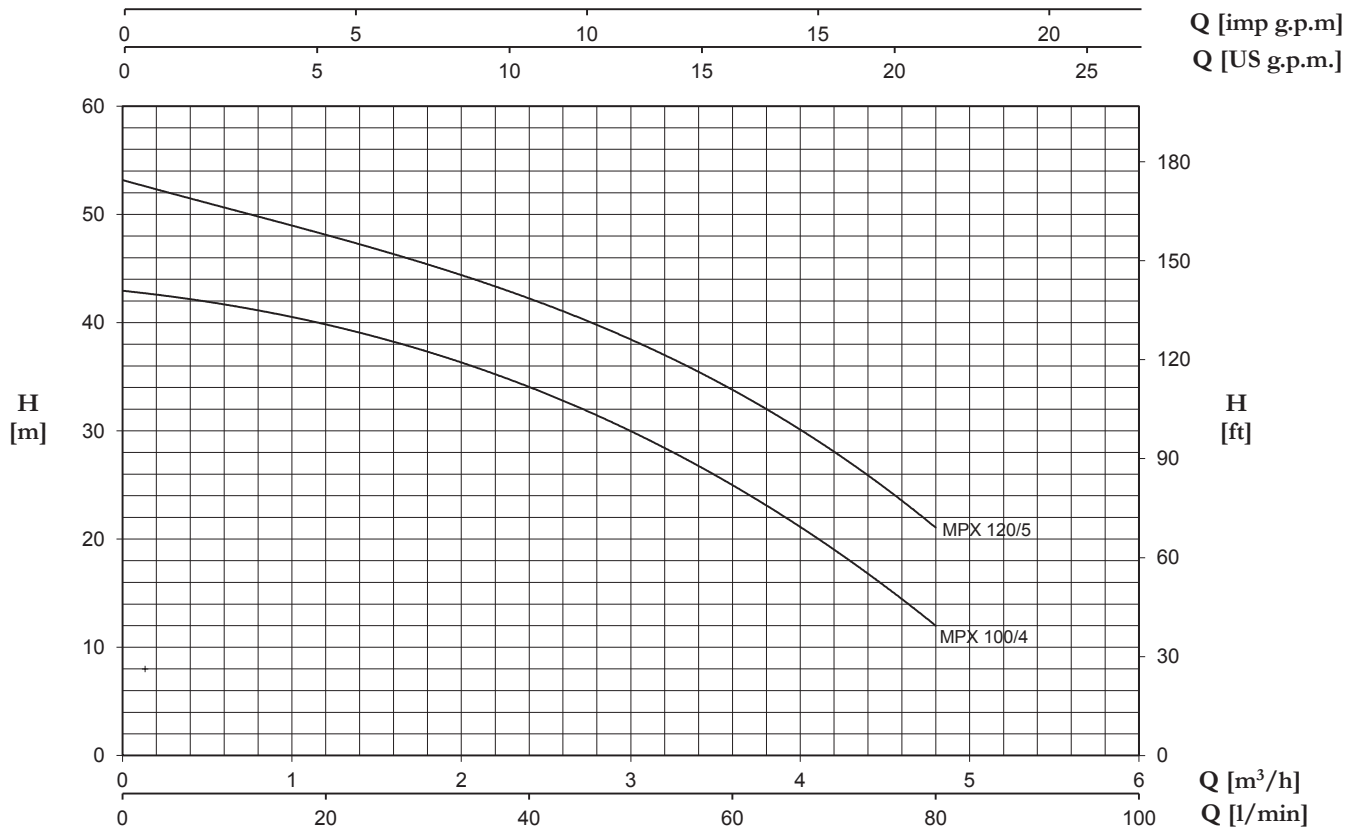


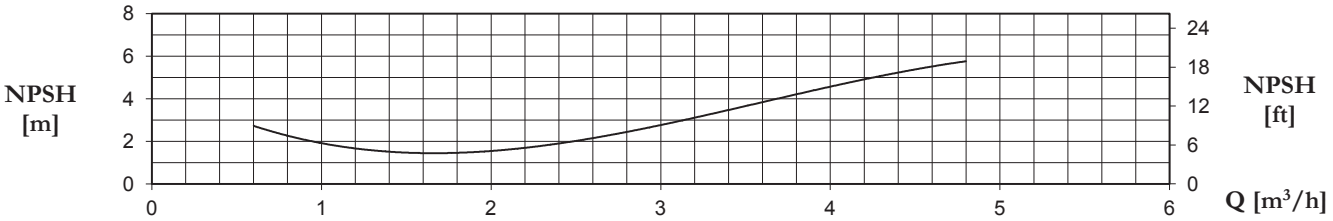


| TYPE | | P2 | | P1 (kW) | | AMPERE | | Q (m³/h - l/min) | | | | | |
|---|---|---|---|---|---|---|---|---|---|---|---|---|---|
| 1~ | 3~ | | | | | 1~ | 3~ | 0 | 0,6 | 1,2 | 2,4 | 3,6 | 4,8 |
| | | | | | | | | 0 | 10 | 20 | 40 | 60 | 80 |
| | | (HP) | (kW) | 1~ | 3~ | 1x230 V 50 Hz | 3x400 V 50 Hz | H (m) | | | | | |
| **MPX 100/4** | **MPXT 100/4** | 1 | 0,74 | 1,07 | 1,1 | 5 | 1,9 | 43 | 41,5 | 40 | 34 | 25 | 12 |
| **MPX 120/5** | **MPXT 120/5** | 1,2 | 0,88 | 1,27 | 1,33 | 6,1 | 2,3 | 53 | 51 | 48 | 42 | 34 | 21 |

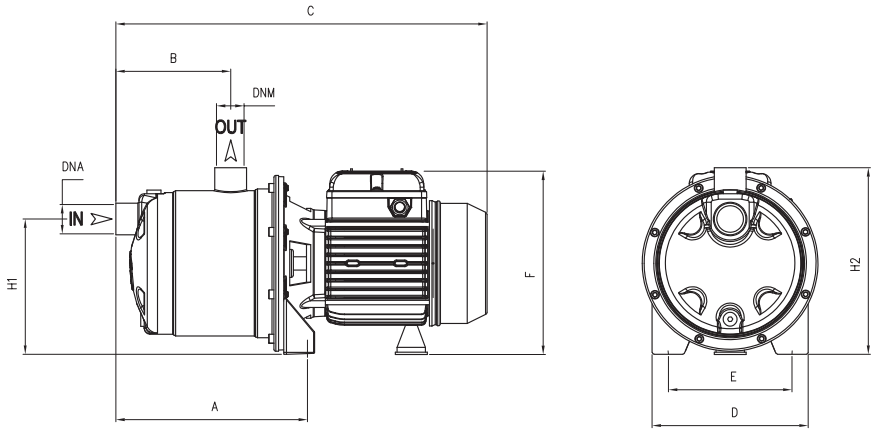


| TYPE | DIMENSIONS (mm) | | | | | | | | | | | | | Kg |
|---|---|---|---|---|---|---|---|---|---|---|---|---|---|---|
| | A | B | C | D | E | F | H1 | H2 | DNA | DNM | I | L | M | |
| **MPX 100/4** | 208 | 128 | 410 | 175 | 140 | 215 | 153 | 210 | 1″ G | 1″ G | 430 | 210 | 235 | 11 |
| **MPX 120/5** | 208 | 128 | 410 | 175 | 140 | 215 | 153 | 210 | 1″ G | 1″ G | 430 | 210 | 235 | 11,5 |

# MP/A

Pompe centrifughe multistadio, orizzontali e autoadescanti, particolarmente adatte alla realizzazione di piccoli e medi gruppi di pressurizzazione; in grado di aspirare liquidi miscelati ad aria o a gas.

Multi-stage centrifugal pumps, horizontal and self-priming, particularly suitable for constructing small and medium sized pressurisation systems; able to suck liquids mixed with air or gas.

Bombas centrífugas multicelulares, horizontales y autocebantes, particularmente apropiadas para realizar equipos de presión pequeñas y medianas; en condición de aspirar líquidos mezclados con aire o gas.

Pompes centrifuges multicellulaires, horizontales et auto-amorçantes, particulièrement indiquées à la réalisation de petits et moyens groupes de surpression; elles peuvent aspirer des liquides mélangés à de l'air ou du gaz.

| CARATTERISTICHE COSTRUTTIVE / CONSTRUCTION FEATURES<br>CARACTERÍSTICAS CONSTRUCTIVAS / CARACTÉRISTIQUES D'EXÉCUTION | |
|---|---|
| **Corpo pompa**<br>**Pump body**<br>**Cuerpo bomba**<br>**Corps de pompe** | ghisa<br>cast iron<br>fundición<br>fonte |
| **Supporto motore**<br>**Motor bracket**<br>**Soporte motor**<br>**Support moteur** | ghisa<br>cast iron<br>fundición<br>fonte |
| **Girante**<br>**Impeller**<br>**Rodete**<br>**Turbine** | Noryl® |
| **Tenuta meccanica**<br>**Mechanical seal**<br>**Sello mecánico**<br>**Garniture mécanique** | ceramica-grafite<br>ceramic-graphite<br>cerámica-grafito<br>céramique-graphite |
| **Albero motore**<br>**Motor shaft**<br>**Eje motor**<br>**Arbre moteur** | acciaio AISI 416<br>stainless steel AISI 416<br>acero AISI 416<br>acier AISI 416 |
| **Temperatura del liquido**<br>**Liquid temperature**<br>**Temperatura del liquído**<br>**Température du liquide** | 0 - 50 °C |
| **Pressione di esercizio**<br>**Operating pressure**<br>**Presión de trabajo**<br>**Pression de fonctionnement** | max 11 bar |
| **MOTORE / MOTOR / MOTOR / MOTEUR** | |
| **Motore 2 poli a induzione**<br>**2 pole induction motor**<br>**Motor de 2 polos a inducción**<br>**Moteur à induction à 2 pôles** | 3~ 230/400V-50Hz<br>1~ 230V-50Hz (con termoprotettore)<br>(with thermal protection)<br>(con protección térmica)<br>(avec protection thermique) |
| **Classe di isolamento**<br>**Insulation class**<br>**Clase de aislamiento**<br>**Classe d'isolation** | F |
| **Grado di protezione**<br>**Protection degree**<br>**Grado de protección**<br>**Protection** | IPX4 |

| TYPE | TRUCK | | CONTAINER | |
|---|---|---|---|---|
| | PALLET (cm) | N° pumps | PALLET (cm) | N° pumps |
| **MP/A** | 80X120X150 | 48 | 80x120x190 | 64 |

# MP/A

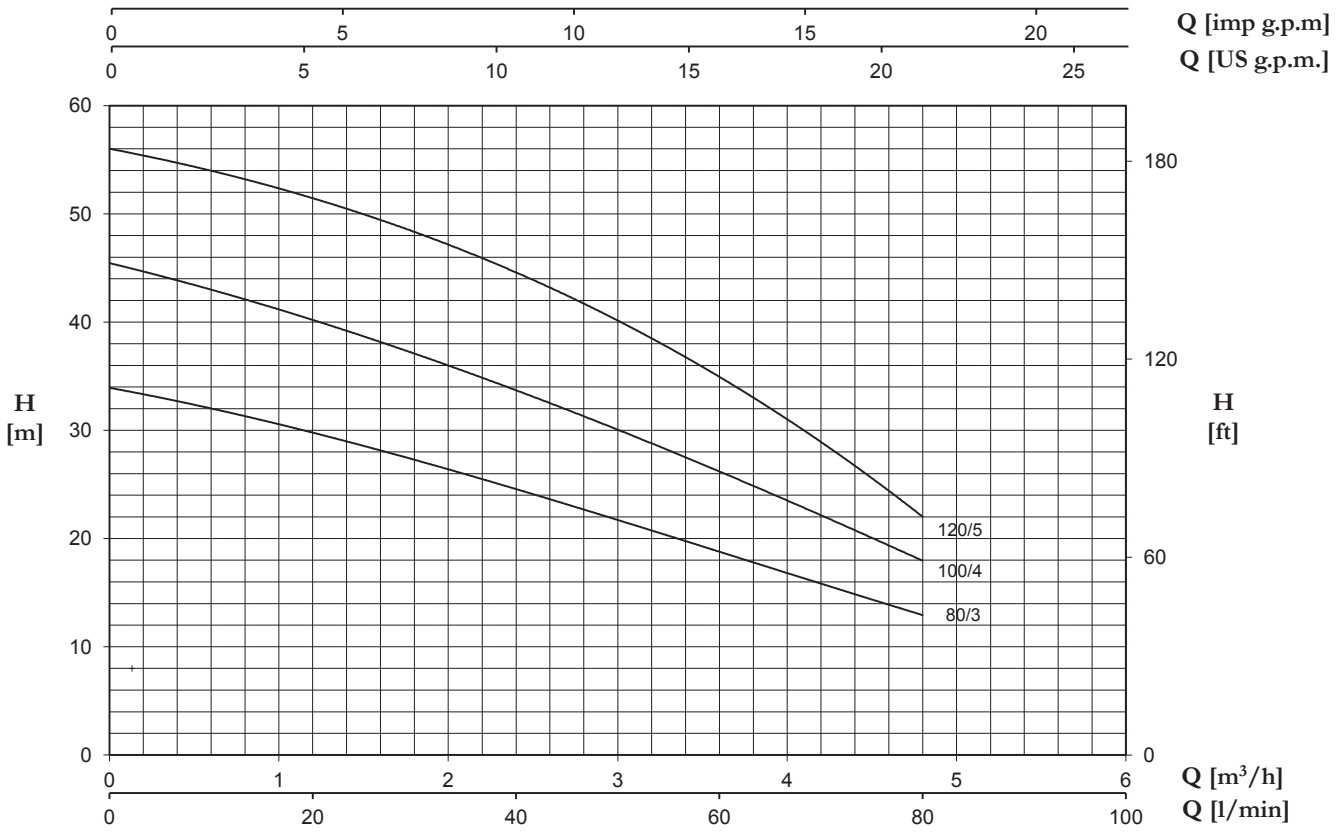


| TYPE | | P2 | | P1 (kW) | | AMPERE | | Q (m³/h - l/min) | | | | |
|---|---|---|---|---|---|---|---|---|---|---|---|---|
| | | | | | | | | 0 | 1,2 | 2,4 | 3,6 | 4,8 |
| | | | | | | | | 0 | 20 | 40 | 60 | 80 |
| 1~ | 3~ | | | | | 1~ | 3~ | H (m) | | | | |
| | | (HP) | (kW) | 1~ | 3~ | 1x230 V 50 Hz | 3x400 V 50 Hz | | | | | |
| **MP 80/3 A** | **MPT 80/3 A** | 0,8 | 0,59 | 0,83 | 0,88 | 3,8 | 1,6 | 34 | 29,5 | 25 | 18,5 | 13 |
| **MP 100/4 A** | **MPT 100/4 A** | 1 | 0,74 | 1,07 | 1,1 | 5 | 1,9 | 45,5 | 40 | 34 | 26 | 18 |
| **MP 120/5 A** | **MPT 120/5 A** | 1,2 | 0,88 | 1,27 | 1,33 | 6,1 | 2,3 | 56 | 51,5 | 44,5 | 35 | 22 |

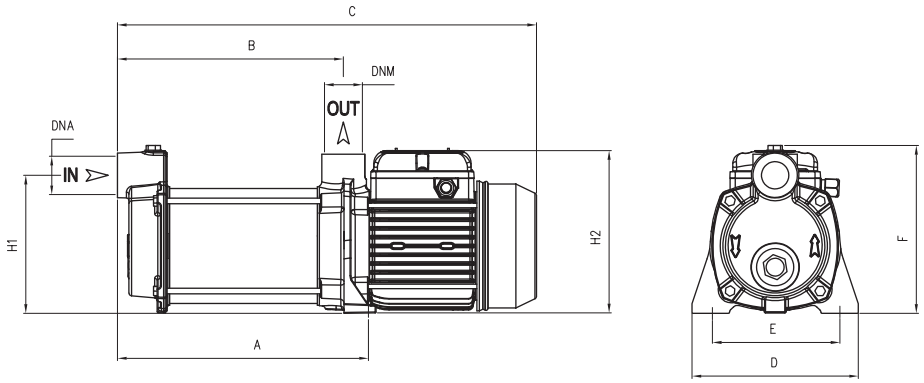


| TYPE | DIMENSIONS (mm) | | | | | | | | | | | | | Kg |
|---|---|---|---|---|---|---|---|---|---|---|---|---|---|---|
| | A | B | C | D | E | F | H1 | H2 | DNA | DNM | I | L | M | |
| **MP 80/3 A** | 245 | 224 | 425 | 180 | 140 | 185 | 150 | 175 | 1″ G | 1″ G | 440 | 200 | 215 | 14 |
| **MP 100/4 A** | 270 | 240 | 450 | 180 | 140 | 185 | 150 | 175 | 1″ G | 1″ G | 500 | 200 | 215 | 15,5 |
| **MP 120/5 A** | 295 | 264 | 475 | 180 | 140 | 185 | 150 | 175 | 1″ G | 1″ G | 500 | 200 | 215 | 16 |

AP 100



APT 200

Pompa auto-adescante di tipo centrifugo con eiettore esterno (tipo convertibile) da 2" e da 4"; adatta per approvvigionamento d'acqua (anche se miscelata a gas) in piccoli impianti domestici, quando accoppiate a serbatoi autoclave, costituiscono un sistema di pressurizzazione automatico.

Self-priming centrifugal pump with external ejector (convertible) 2" or 4"; suitable for water supplies (even if mixed with air) in small household systems, also connected to a pressure tank.

Bomba auto-aspirante de tipo centrífugo con eyector exterior (tipo convertible) de 2" y de 4"; apropiada para el suministro de agua (aunque esté mezclada congas) en pequeñas instalaciones domésticas, cuando se acoplan a equipos de presión constituyen un sistema de presurización automático.

Pompe auto-amorçante de type centrifuge avec éjecteur externe (type convertible) de 2" et de 4"; apte à l'approvisionnement d'eau (même si mélangée à des gaz) dans les petites installations domestiques; accouplée à un réservoir, peut constituer un système de pressurisation automatique.

| CARATTERISTICHE COSTRUTTIVE / CONSTRUCTION FEATURES<br>CARACTERÍSTICAS CONSTRUCTIVAS / CARACTÉRISTIQUES D'EXÉCUTION | |
|---|---|
| **Corpo pompa**<br>**Pump body**<br>**Cuerpo bomba**<br>**Corps de pompe** | ghisa<br>cast iron<br>fundición<br>fonte |
| **Supporto motore** | alluminio (AP 75÷100), ghisa (AP 150÷200) |
| **Motor bracket** | aluminium (AP 75÷100), cast iron (AP 150÷200) |
| **Soporte motor** | aluminio (AP 75÷100), fundición (AP 150÷200) |
| **Support moteur** | aluminium (AP 75÷100), fonte (AP 150÷200) |
| **Girante**<br>**Impeller**<br>**Rodete**<br>**Turbine** | Noryl® o ottone<br>Noryl® or brass<br>Noryl® o latón<br>Noryl® ou laiton |
| **Tenuta meccanica**<br>**Mechanical seal**<br>**Sello mecánico**<br>**Garniture mécanique** | ceramica-grafite<br>ceramic-graphite<br>cerámica-grafito<br>céramique-graphite |
| **Albero motore** | acciaio AISI 416 (AP 75÷100), AISI 303 parte idraulica (AP 150÷200) |
| **Motor shaft** | stainless steel AISI 416 (AP 75÷100), AISI 303 hydraulic side (AP 150÷200) |
| **Eje motor** | acero AISI 416 (AP 75÷100), AISI 303 parte hidráulica (AP 150÷200) |
| **Arbre moteur** | acier AISI 416 (AP 75÷100), AISI 303 partie hydraulique (AP 150÷200) |
| **Temperatura del liquido**<br>**Liquid temperature**<br>**Temperatura del liquído**<br>**Température du liquide** | 0 - 50 °C |
| **Pressione di esercizio**<br>**Operating pressure**<br>**Presión de trabajo**<br>**Pression de fonctionnement** | max 8 bar |
| **MOTORE / MOTOR / MOTOR / MOTEUR** | |
| **Motore 2 poli a induzione**<br>**2 pole induction motor**<br>**Motor de 2 polos a inducción**<br>**Moteur à induction à 2 pôles** | 3~ 230/400V-50Hz<br>1~ 230V-50Hz (con termoprotettore) (with thermal protection) (con protección térmica) (avec protection thermique) |
| **Classe di isolamento**<br>**Insulation class**<br>**Clase de aislamiento**<br>**Classe d'isolation** | F |
| **Grado di protezione**<br>**Protection degree**<br>**Grado de protección**<br>**Protection** | IPX4 |

**Pump model code**

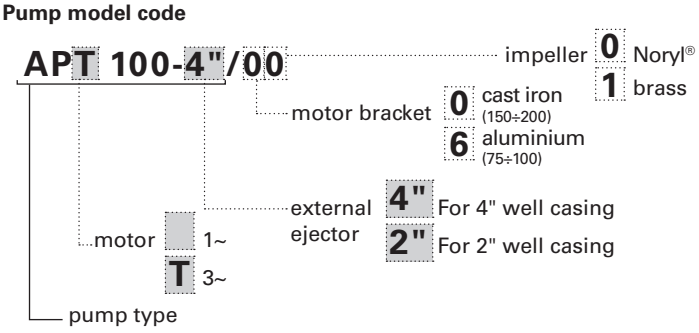


| TYPE | TRUCK | | CONTAINER | |
|---|---|---|---|---|
| | PALLET (cm) | N° pumps | PALLET (cm) | N° pumps |
| **AP 75-100** | 85X110X145 | 60 | 85x110x190 | 80 |
| **AP 150-200** | 80x120x140 | 35 | 80x120x190 | 49 |

# AP

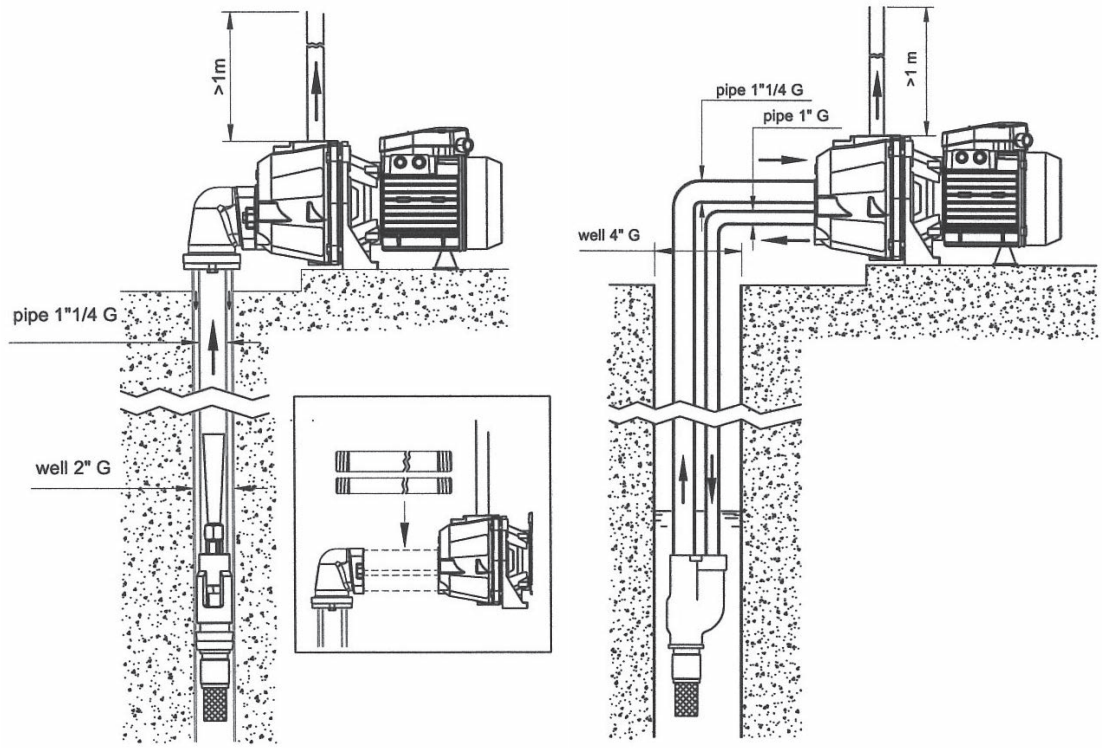


| TYPE 1~ | TYPE 3~ | P2 (HP) | P2 (kW) | P1 (kW) 1~ | P1 (kW) 3~ | AMPERE 1~ 1x230 V 50 Hz | AMPERE 3~ 3x400 V 50 Hz | Ejector type | Suction depth. m | Q (m³/h - l/min) 0,18 / 3 | 0,36 / 6 | 0,6 / 10 | 0,9 / 15 | 1,2 / 20 | 1,5 / 25 | 1,8 / 30 | 2,1 / 35 | 3 / 50 | 3,6 / 60 |
|---|---|---|---|---|---|---|---|---|---|---|---|---|---|---|---|---|---|---|---|
| | | | | | | | | | | H (m) | | | | | | | | | |
| AP 75 | APT 75 | 0,8 | 0,59 | 0,8 | 0,81 | 3,7 | 1,4 | P 20 | 15 | 31 | 28 | 25 | 22 | 19 | 17 | 15 | 12 | - | - |
| | | | | | | | | | 20 | 28 | 23 | 18 | 15 | 13 | 11 | - | - | - | - |
| | | | | | | | | P 30 | 25 | 22 | 16 | 11 | 8 | - | - | - | - | - | - |
| | | | | | | | | | 30 | 14 | 8 | - | - | - | - | - | - | - | - |
| AP 100 | APT 100 | 1 | 0,74 | 1,02 | 1,05 | 4,7 | 2,3 | P 20 | 15 | 40 | 37 | 34 | 30 | 27 | 24 | 21 | 18 | - | - |
| | | | | | | | | | 20 | 37 | 34 | 30 | 25 | 21 | 17 | - | - | - | - |
| | | | | | | | | P 30 | 25 | 30 | 25 | 20 | 14 | 11 | - | - | - | - | - |
| | | | | | | | | | 30 | 14 | 8 | - | - | - | - | - | - | - | - |
| | | | | | | | | | 35 | 12 | 4 | - | - | - | - | - | - | - | - |
| AP 150 | APT 150 | 1,5 | 1,1 | 1,65 | 1,65 | 8,2 | 3 | P 20 | 15 | - | - | - | - | - | - | 42 | 35 | 25 | 21 |
| | | | | | | | | | 20 | - | - | - | - | - | 50 | 37 | 30 | 21 | - |
| | | | | | | | | | 25 | - | - | - | - | - | 45 | 34 | 27 | - | - |
| | | | | | | | | P 30 | 35 | - | - | - | 49 | 41 | 20 | - | - | - | - |
| | | | | | | | | | 40 | - | - | 48 | 40 | - | - | - | - | - | - |
| | | | | | | | | | 50 | - | 49 | 43 | 20 | - | - | - | - | - | - |
| AP 200 | APT 200 | 2 | 1,5 | 2,22 | 2,22 | 10,3 | 4,1 | P 20 | 15 | - | - | - | - | - | - | - | 46 | 35 | 30 |
| | | | | | | | | | 20 | - | - | - | - | - | - | 48 | 43 | 32 | 27 |
| | | | | | | | | | 25 | - | - | - | - | - | 50 | 44 | 40 | 28 | 23 |
| | | | | | | | | P 30 | 35 | - | - | - | - | - | - | 28 | 20 | - | - |
| | | | | | | | | | 40 | - | - | - | 46 | 30 | - | - | - | - | - |
| | | | | | | | | | 50 | - | - | 49 | 40 | - | - | - | - | - | - |

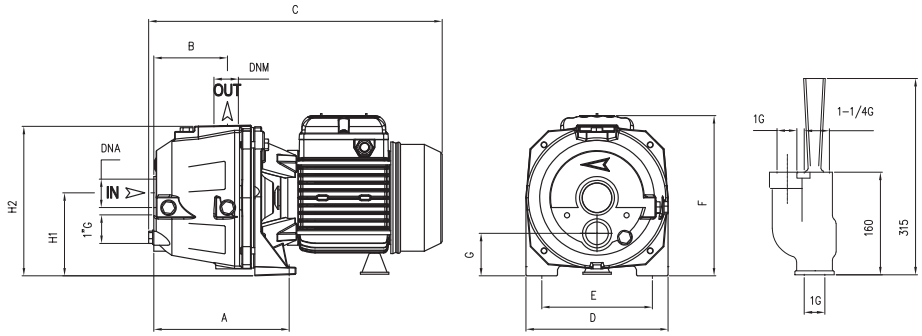


| TYPE | DIMENSIONS (mm) A | B | C | D | E | F | G | H1 | H2 | DNA | DNM | I | L | M | Kg |
|---|---|---|---|---|---|---|---|---|---|---|---|---|---|---|---|
| AP 75 | 168 | 82 | 360 | 180 | 140 | 195 | 52 | 97 | 188 | 1" 1/4 G | 1" G | 440 | 200 | 225 | 16 |
| AP 100 | 168 | 82 | 360 | 180 | 140 | 195 | 52 | 97 | 188 | 1" 1/4 G | 1" G | 440 | 200 | 225 | 18 |
| AP 150 | 125 | 74 | 415 | 220 | 177 | 230 | 60 | 112 | 240 | 1" 1/4 G | 1" G | 525 | 230 | 280 | 28,5 |
| AP 200 | 125 | 74 | 415 | 220 | 177 | 230 | 60 | 112 | 240 | 1" 1/4 G | 1" G | 525 | 230 | 280 | 29 |

# GARDEN

INOX / MPX

INOX / MPX BOX

Elettropompe portatili autoadescanti complete di cavo con spina, interruttore, kit di aspirazione. Le caratteristiche e le prestazioni dipendono dal tipo di elettropompa utilizzata.

Portable electropumps complete with cable and plug, switch. The performances depend on adopted pump type.

Electrobombas portábles dotadas de cable con clavija y interruptor. Las caracteristicas y las prestaciones dependen del tipo de electrobomba utilizada.

Electropompes portables dotées de câble avec fiche de courant et interrupteur. Les caractéristiques et les performances dépendent du type d'électropompe utilisée.

| TYPE | P2 | | P1 (kW) | Pipe | | Performance | |
|---|---|---|---|---|---|---|---|
| 1~ | (HP) | (kW) | 1~ | Suction ("G) | Delivery ("G) | Q (l/min) | H (m) |
| **CAM 50N** | 0,6 | 0,44 | 0,7 | 1 | 1 | 10-55 | 34,0-15,8 |
| **CAM 75N** | 0,8 | 0,59 | 0,82 | 1 | 1 | 10-55 | 40,5-19,7 |
| **CAM 100N** | 1 | 0,74 | 1,04 | 1 | 1 | 10-70 | 44,3-20,0 |
| **INOX 100N** | 1 | 0,74 | 1,04 | 1 | 1 | 10-63,3 | 42,3-21,0 |
| **MPX 100/4** | 1 | 0,74 | 1,07 | 1 | 1 | 10-80 | 41,5-12 |
| **MPX 120/5** | 1,2 | 0,88 | 1,27 | 1 | 1 | 10-80 | 51-21 |

| TYPE | DIMENSIONS (mm) | | |
|---|---|---|---|
| | A | B | C |
| **CAM 50N** | 410 | 266 | 252 |
| **CAM 75N** | 410 | 266 | 252 |
| **CAM 100N** | 410 | 266 | 252 |
| **INOX 100N** | 410 | 175 | 285 |
| **MPX 100/4** | 410 | 175 | 285 |
| **MPX 120/5** | 410 | 175 | 285 |
| **INOX 100N BOX** | 429 | 209 | 287 |
| **MPX 100/4 BOX** | 429 | 209 | 287 |

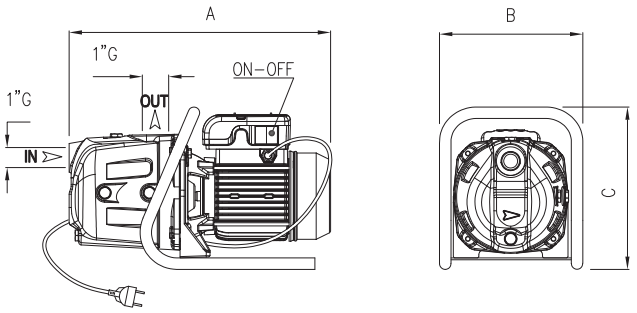


**CAM**

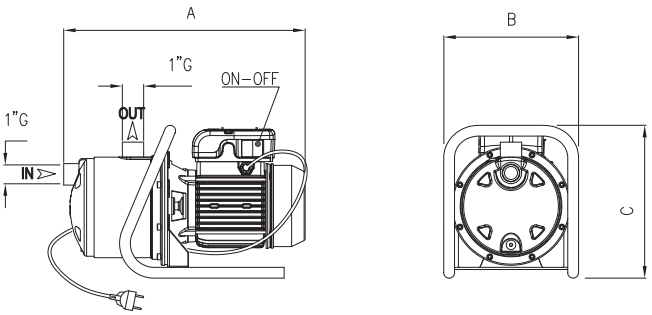


**INOX / MPX**

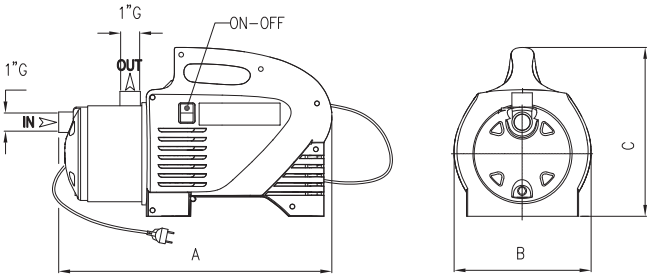


**INOX / MPX BOX**

# CM

Pompe centrifughe monogirante estremamente silenziosa adatta ad applicazioni domestiche civili e industriali. La curva estremamente piatta garantisce pressioni pressoché costanti al variare della portata.

Single impeller centrifugal pumps, extremely silent suitable for household, civil and industrial applications, with a very flat curve to guarantee constant pressure at the variation of the flow.

Bombas centrífugas con un rodete extremadamente silenciosas apropiadas en aplicaciones domésticas civiles e industriales con una curva extremadamente plana; garantizan presiones casi constantes cuando varía el caudal.

Pompes centrifuges monoroue très silencieuses, aptes aux applications domestiques, civiles et industrielles. La courbe caractéristique très plate garantit des pressions quasiment constantes en cas de variation du débit.

**Pump model code**

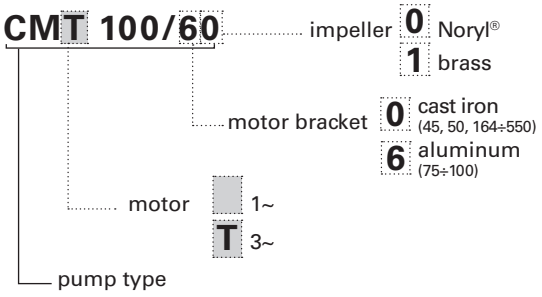


| CARATTERISTICHE COSTRUTTIVE / CONSTRUCTION FEATURES<br>CARACTERÍSTICAS CONSTRUCTIVAS / CARACTÉRISTIQUES D'EXÉCUTION | |
|---|---|
| **Corpo pompa**<br>**Pump body**<br>**Cuerpo bomba**<br>**Corps de pompe** | ghisa<br>cast iron<br>fundición<br>fonte |
| **Supporto motore**<br>**Motor bracket**<br>**Soporte motor**<br>**Support moteur** | ghisa (CM45, CM50, CM164÷550); alluminio (CM75÷100)<br>cast iron (CM45, CM50, CM164÷550); aluminium (CM75÷100)<br>fundición (CM45, CM50, CM164÷550); aluminio (CM75÷100)<br>fonte (CM45, CM50, CM164÷550); aluminium (CM75÷100) |
| **Girante** | Noryl® (CM45)<br>Noryl® o ottone (CM50-314)<br>Ottone (CM400-550) |
| **Impeller** | Noryl® (CM45)<br>Noryl® or brass (CM50-314)<br>Brass (CM400-550) |
| **Rodete** | Noryl® (CM45)<br>Noryl® o latón (CM50-314)<br>Latón (CM400-550) |
| **Turbine** | Noryl® (CM45)<br>Noryl® ou laiton (CM50-314)<br>Laiton (CM400-550) |
| **Tenuta meccanica**<br>**Mechanical seal**<br>**Sello mecánico**<br>**Garniture mécanique** | ceramica-grafite<br>ceramic-graphite<br>cerámica-grafito<br>céramique-graphite |
| **Albero motore** | acciaio AISI 416 (CM45÷100)<br>acciaio AISI 303 (CM164÷550) |
| **Motor shaft** | stainless steel AISI 416 (CM45÷100)<br>stainless steel AISI 303 (CM164÷550) |
| **Eje motor** | acero AISI 416 (CM45÷100)<br>acero AISI 303 (CM164÷550) |
| **Arbre moteur** | acier AISI 416 (CM45÷100)<br>acier AISI 303 (CM164÷550) |
| **Temperatura del liquido** | girante Noryl®: 0 - 50 °C<br>girante ottone: 0 - 90 °C |
| **Liquid temperature** | Noryl® impeller: 0 - 50 °C<br>brass impeller: 0 - 90 °C |
| **Temperatura del liquído** | rodete Noryl®: 0 - 50 °C<br>rodete latón: 0 - 90 °C |
| **Température du liquide** | turbine Noryl®: 0 - 50 °C<br>turbine laiton: 0 - 90 °C |
| **Pressione di esercizio**<br>**Operating pressure**<br>**Presión de trabajo**<br>**Pression de fonctionnement** | max 6 bar (CM45-100)<br>max 8 bar (CM164-550) |
| **MOTORE / MOTOR / MOTOR / MOTEUR** | |
| **Motore 2 poli a induzione**<br>**2 pole induction motor**<br>**Motor de 2 polos a inducción**<br>**Moteur à induction à 2 pôles** | 3~ 230/400V-50Hz<br>1~ 230V-50Hz (with thermal protection up to MEC 80) |
| **Classe di isolamento**<br>**Insulation class**<br>**Clase de aislamiento**<br>**Classe d'isolation** | F |
| **Grado di protezione**<br>**Protection degree**<br>**Grado de protección**<br>**Protection** | IPX4 |

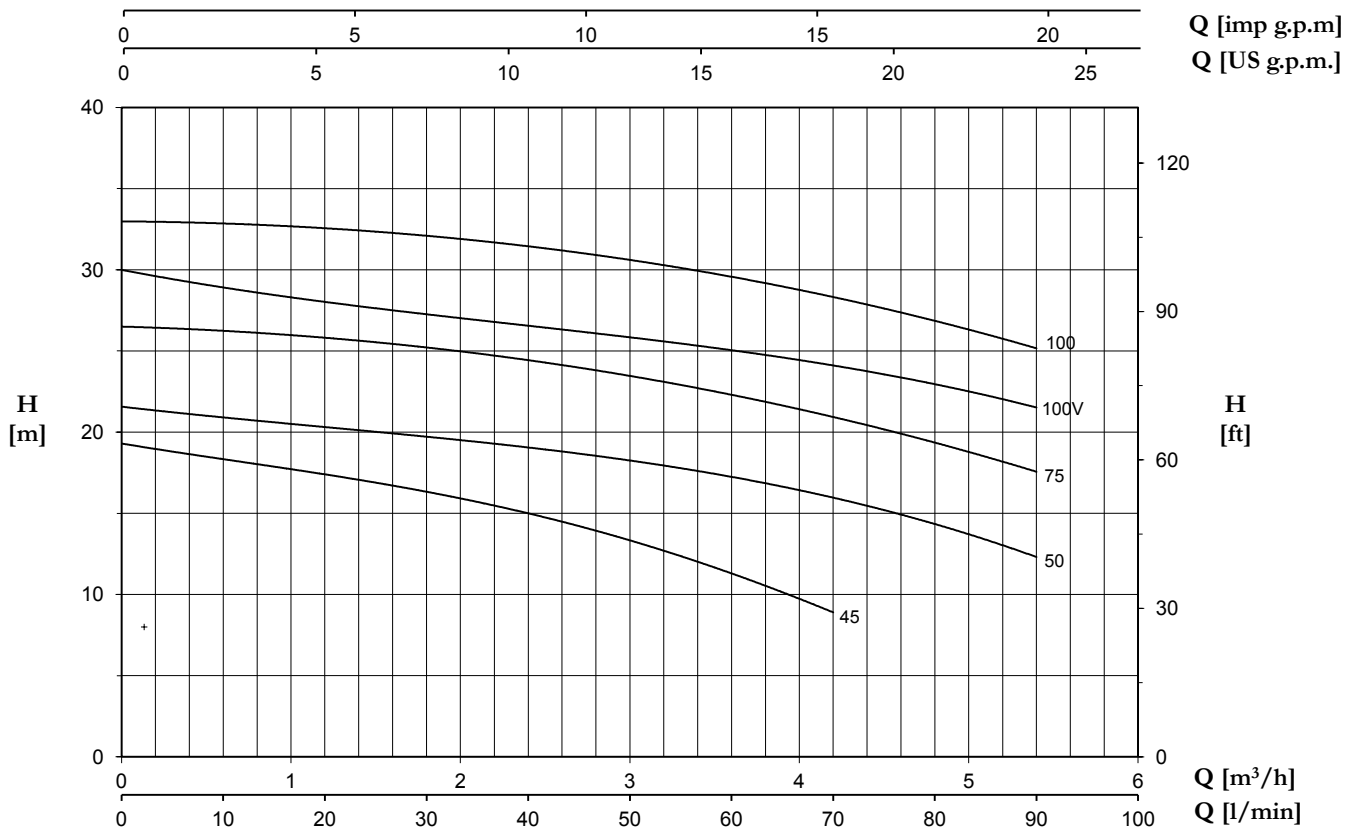


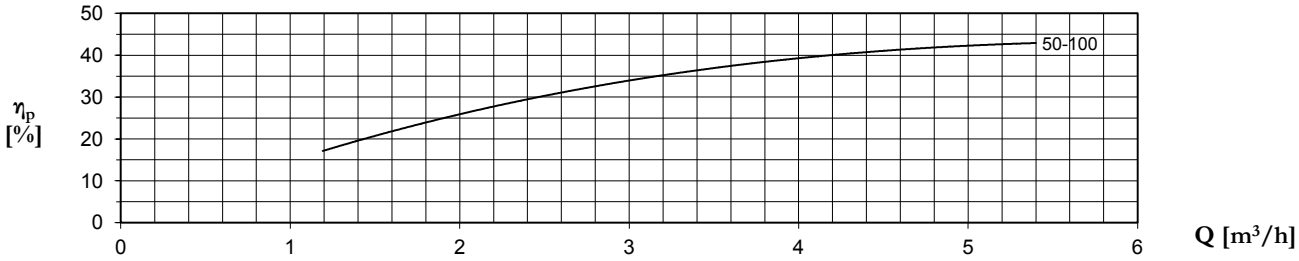


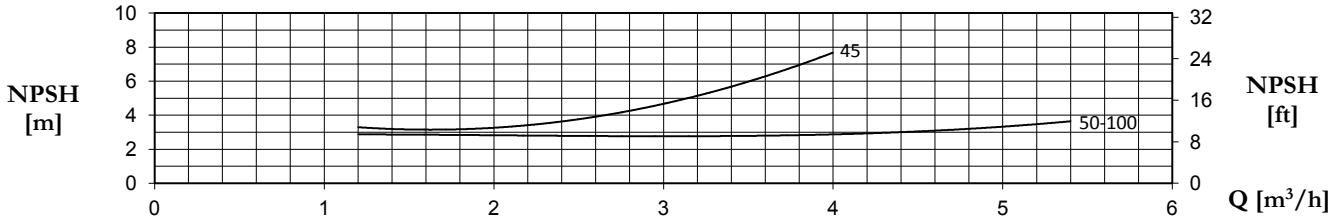


| TYPE | | P2 | | P1 (kW) | | AMPERE | | Q (m³/h - l/min) | | | | | | |
|---|---|---|---|---|---|---|---|---|---|---|---|---|---|---|
| 1~ | 3~ | | | | | 1~ | 3~ | 0 | 1,2 | 2,4 | 3,6 | 4,2 | 4,8 | 5,4 |
| | | | | | | | | 0 | 20 | 40 | 60 | 70 | 80 | 90 |
| | | (HP) | (kW) | 1~ | 3~ | 1x230 V 50 Hz | 3x400 V 50 Hz | H (m) | | | | | | |
| **CM 45** | **CMT 45** | 0,4 | 0,3 | 0,51 | 0,56 | 2,3 | 1 | 19,3 | 17,4 | 15 | 11,3 | 8,9 | - | - |
| **CM 50** | **CMT 50** | 0,5 | 0,37 | 0,59 | 0,65 | 2,8 | 1,1 | 21,5 | 20,5 | 19 | 17 | 15,8 | 15 | 12 |
| **CM 75** | **CMT 75** | 0,8 | 0,59 | 0,9 | 0,94 | 4,5 | 1,7 | 26,5 | 25,8 | 24,5 | 22,2 | 20,9 | 19,5 | 17,5 |
| **CM 100 V** | **-** | 1 | 0,74 | 1,05 | - | 4,6 | - | 30 | 28 | 26,6 | 25 | 24,1 | 23 | 21,5 |
| **CM 100** | **CMT 100** | 1 | 0,74 | 1,16 | 1,17 | 5,7 | 2 | 33 | 32,5 | 31,5 | 29,6 | 28,3 | 26,8 | 25,2 |

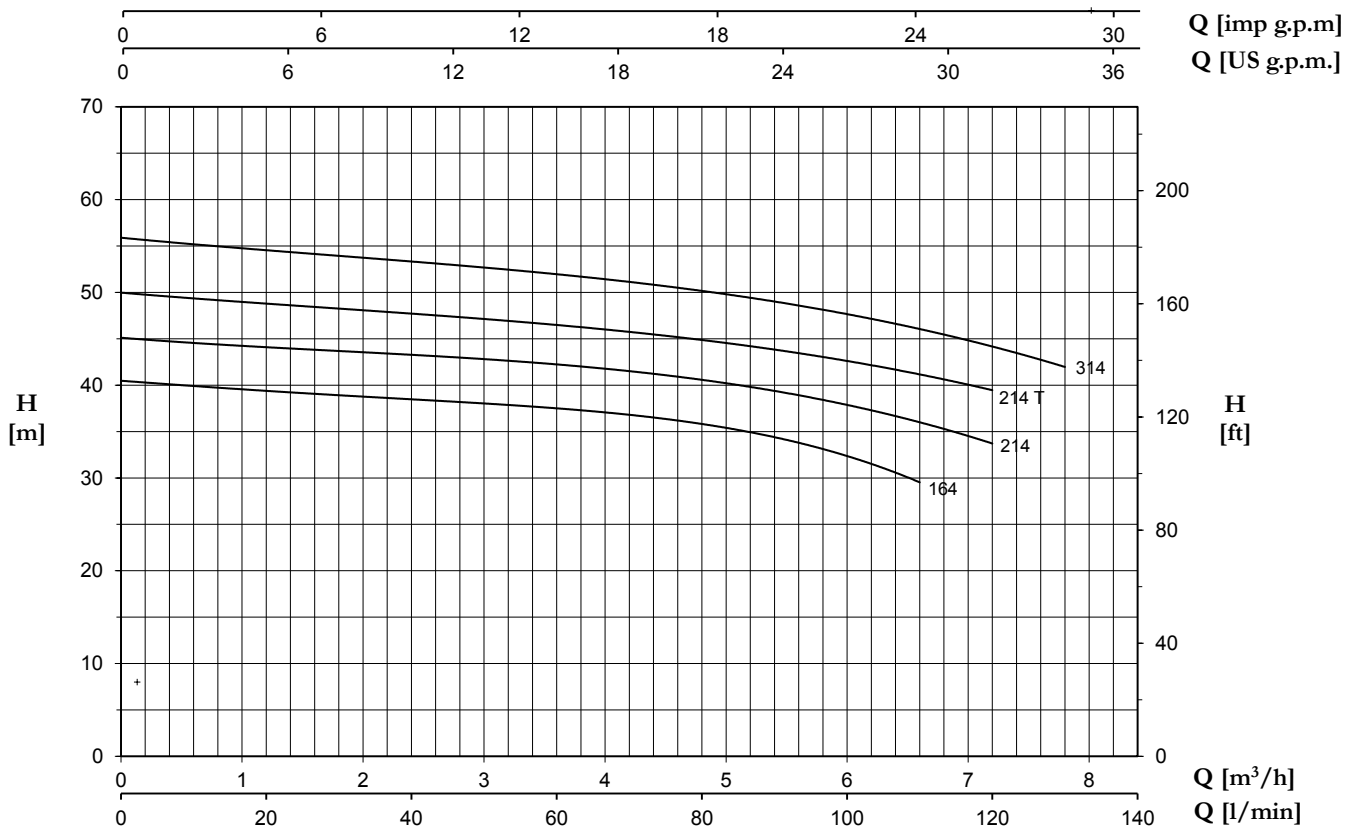


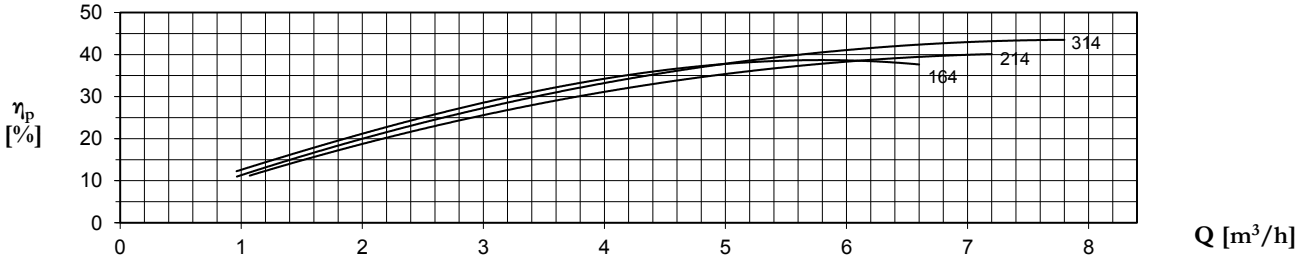


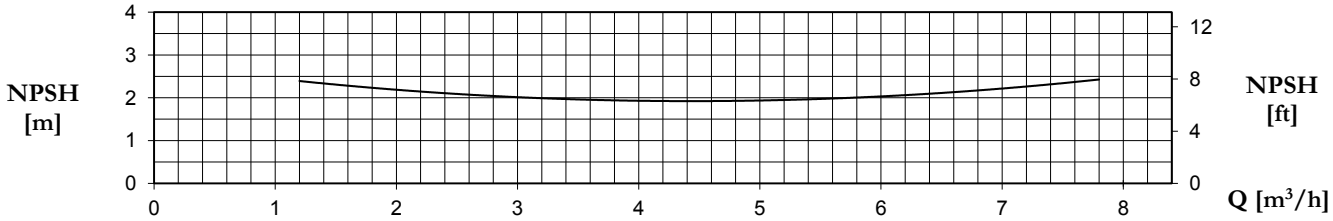


| TYPE | | P2 | | P1 (kW) | | AMPERE | | Q (m³/h - l/min) | | | | | | | | |
|---|---|---|---|---|---|---|---|---|---|---|---|---|---|---|---|---|
| 1~ | 3~ | | | | | 1~ | 3~ | 0 | 1,2 | 2,4 | 3,6 | 4,8 | 5,4 | 6,6 | 7,2 | 7,8 |
| | | | | | | | | 0 | 20 | 40 | 60 | 80 | 90 | 110 | 120 | 130 |
| | | (HP) | (kW) | 1~ | 3~ | 1x230 V 50 Hz | 3x400 V 50 Hz | H (m) | | | | | | | | |
| **CM 164** | **CMT 164** | 1,5 | 1,1 | 1,9 | 1,8 | 8,5 | 3,4 | 40,5 | 39,3 | 38,6 | 37,5 | 35,6 | 34,6 | 29,5 | - | - |
| **CM 214** | **-** | 2 | 1,5 | 2,2 | - | 10,3 | - | 45,1 | 44,1 | 43,3 | 42,3 | 40,5 | 39,2 | 36,4 | 33,5 | - |
| **-** | **CMT 214** | 2 | 1,5 | - | 2,43 | - | 4,9 | 50 | 48,7 | 47,8 | 46,5 | 44,9 | 43,7 | 41,3 | 39,4 | - |
| **CM 314** | **CMT 314** | 3 | 2,2 | 2,85 | 2,67 | 13,5 | 5,1 | 55,9 | 54,5 | 53,4 | 52 | 50,1 | 48,9 | 46,2 | 44,2 | 41,9 |

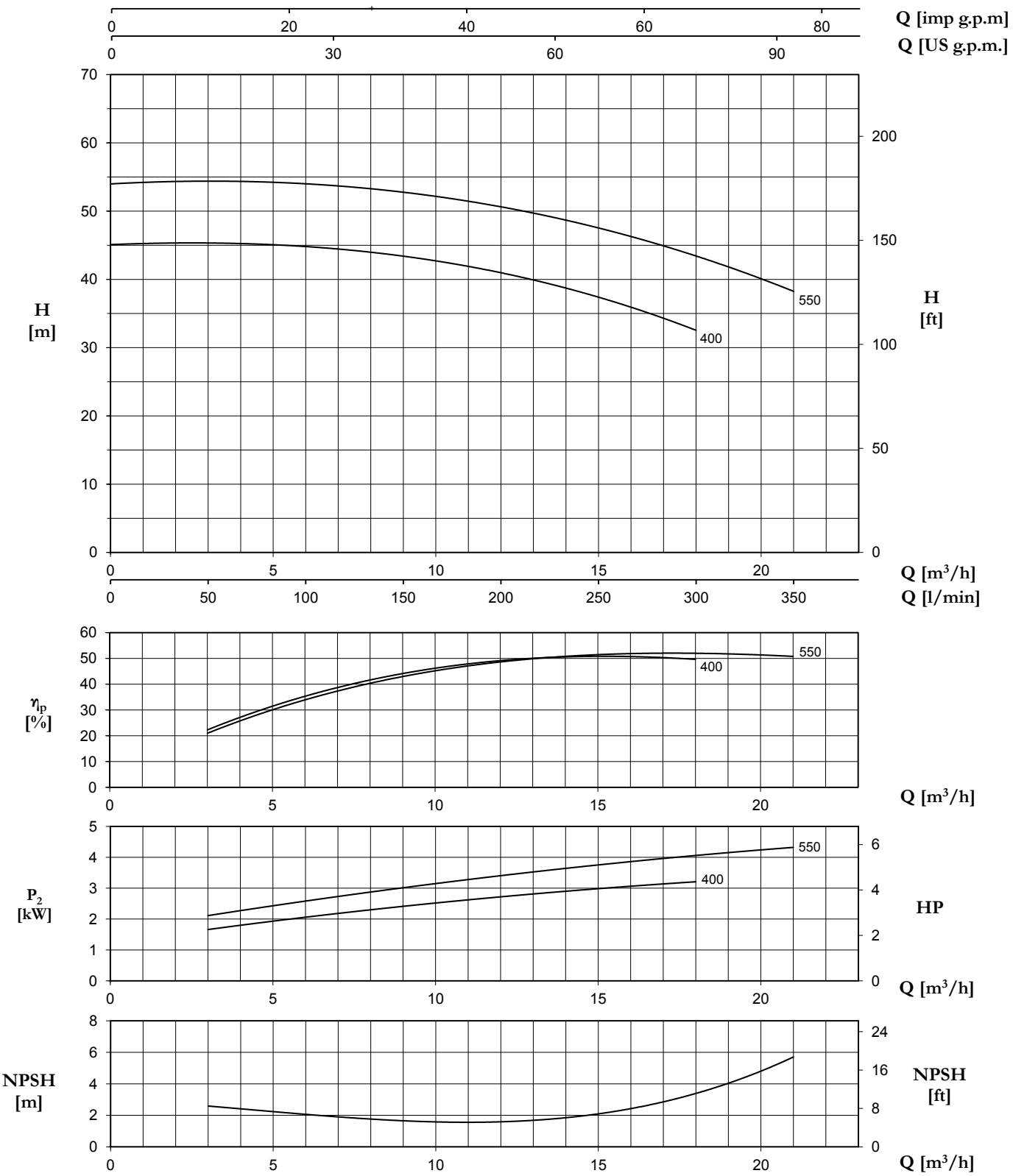


| TYPE | | P2 | | P1 (kW) | | AMPERE | | Q (m³/h - l/min) | | | | | | | |
|---|---|---|---|---|---|---|---|---|---|---|---|---|---|---|---|
| 1~ | 3~ | | | | | 1~ | 3~ | 0 | 3 | 6 | 9 | 12 | 15 | 18 | 21 |
| | | | | | | | | 0 | 50 | 100 | 150 | 200 | 250 | 300 | 350 |
| | | | | | | 1x230 V 50 Hz | 3x400 V 50 Hz | H (m) | | | | | | | |
| | | (HP) | (kW) | 1~ | 3~ | | | | | | | | | | |
| **CM 400** | **CMT 400** | 4 | 3 | 3,6 | 3,7 | 16,0 | 6,7 | 45,1 | 45,2 | 44,9 | 43,4 | 40,9 | 37,4 | 32,5 | - |
| **-** | **CMT 550** | 5,5 | 4 | - | 4,9 | - | 9,0 | 54,1 | 54,1 | 54,0 | 52,9 | 50,7 | 47,5 | 43,2 | 38,4 |

# CM

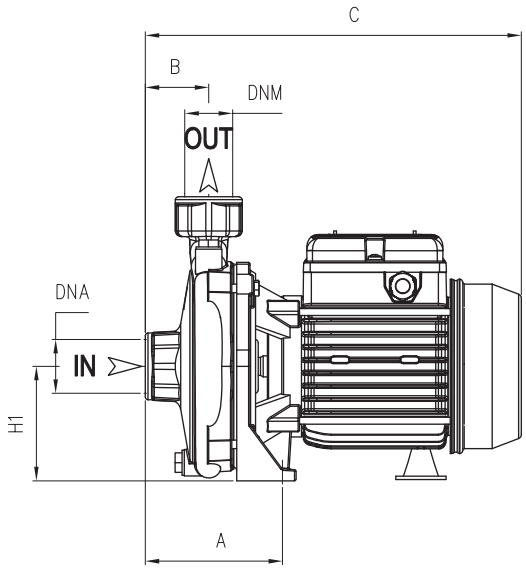


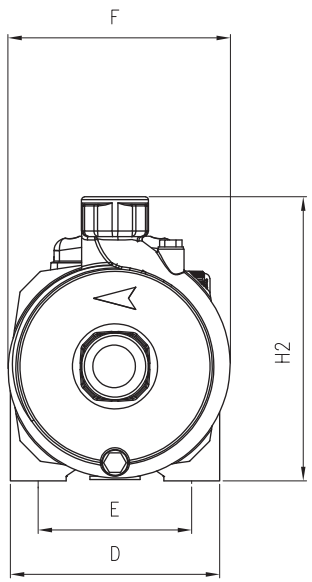


| TYPE | DIMENSIONS (mm) | | | | | | | | | | | | | Kg | |
|---|---|---|---|---|---|---|---|---|---|---|---|---|---|---|---|
| | A | B | C | D | E | F | H1 | H2 | DNA | DNM | I | L | M | | |
| **CM 45** | 95 | 45.5 | 265 | 150 | 110 | 160 | 82 | 202 | 1″G | 1″G | 290 | 175 | 225 | 8,5 | |
| **CM 50** | 95 | 45.5 | 265 | 150 | 110 | 160 | 82 | 202 | 1″G | 1″G | 290 | 170 | 230 | 9,5 | |
| **CM 75** | 110 | 46.5 | 300 | 180 | 140 | 185 | 97 | 234 | 1″G | 1″G | 325 | 200 | 265 | 13,5 | T 13 |
| **CM 100 V** | 110 | 46,5 | 300 | 180 | 140 | 185 | 97 | 234 | 1″G | 1″G | 325 | 200 | 265 | 14 | T 13,5 |
| **CM 100** | 110 | 46.5 | 300 | 180 | 140 | 185 | 97 | 234 | 1″G | 1″G | 325 | 200 | 265 | 15 | T 14,5 |
| **CM 164** | 117 | 46.5 | 348 | 220 | 180 | 225 | 115 | 285 | 1″1/4 G | 1″G | 370 | 240 | 315 | 23 | T 22 |
| **CM 214** | 117 | 46.5 | 348 | 220 | 180 | 225 | 115 | 285 | 1″1/4 G | 1″G | 370 | 240 | 315 | 24 | T 23 |
| **CM 314** | 117 | 46.5 | 410<br>T 348 | 220 | 180 | 225 | 115 | 285 | 1″1/4 G | 1″G | 370 | 240 | 315 | 29 | T 23,5 |
| **CM 400** | 108 | 54 | 460 | 240 | 190 | 250 | 133 | 323 | 2″G | 1″1/4 G | 480 | 255 | 342 | 46 | T 41,5 |
| **CMT 550** | 108 | 54 | 460 | 240 | 190 | 250 | 133 | 323 | 2″G | 1″1/4 G | 480 | 255 | 342 | 46 | T 45, 5 |

| TYPE | TRUCK | | CONTAINER | |
|---|---|---|---|---|
| | PALLET (cm) | N° pumps | PALLET (cm) | N° pumps |
| **CM 45-50** | 80x120x145 | 102 | 80x120x190 | 136 |
| **CM 75-100** | 85x110x145 | 65 | 85x110x195 | 91 |
| **CM 164-CMT314** | 85x110x140 | 40 | 85x110x170 | 60 |
| **CM 314** | 85x110x150 | 24 | 85x110x180 | 30 |
| **CM 400-550** | 85x110x150 | 24 | 85x110x180 | 30 |

Pompe centrifughe di media portata per piccole e medie applicazioni agricole. Dotate di girante aperta per consentire il passaggio di piccoli corpi solidi (Ø max. 10 mm.).

Medium delivery centrifugal pumps for small and medium agricultural applications. Open impeller which allows small solid items to pass through (Ø max 10 mm.).

Bombas centrífugas de caudal mediano para aplicaciones agrícolas pequeñas y medianas. Dotadas de rodete abierto para permitir el paso de pequeños cuerpos sólidos (Ø máx. 10 mm).

Pompes centrifuges de débit moyen pour petites et moyennes applications agricoles. Elles sont munies d'une roue ouverte afin de permettre le passage de petits corps solides (Ø max. 10 mm.).

| CARATTERISTICHE COSTRUTTIVE / CONSTRUCTION FEATURES<br>CARACTERÍSTICAS CONSTRUCTIVAS / CARACTÉRISTIQUES D'EXÉCUTION | |
|---|---|
| **Corpo pompa**<br>**Pump body**<br>**Cuerpo bomba**<br>**Corps de pompe** | ghisa<br>cast iron<br>fundición<br>fonte |
| **Supporto motore**<br>**Motor bracket**<br>**Soporte motor**<br>**Support moteur** | ghisa<br>cast iron<br>fundición<br>fonte |
| **Girante**<br>**Impeller**<br>**Rodete**<br>**Turbine** | Noryl® o ottone<br>Noryl® or brass<br>Noryl® o latón<br>Noryl® ou laiton |
| **Tenuta meccanica**<br>**Mechanical seal**<br>**Sello mecánico**<br>**Garniture mécanique** | ceramica-grafite<br>ceramic-graphite<br>cerámica-grafito<br>céramique-graphite |
| **Albero motore**<br>**Motor shaft**<br>**Eje motor**<br>**Arbre moteur** | acciaio AISI 416<br>stainless steel AISI 416<br>acero AISI 416<br>acier AISI 416 |
| **Temperatura del liquido**<br>**Liquid temperature**<br>**Temperatura del liquído**<br>**Température du liquide** | girante Noryl®: 0 - 50 °C<br>girante ottone: 0 - 90 °C<br>Noryl® impeller: 0 - 50 °C<br>brass impeller: 0 - 90 °C<br>rodete de Noryl®: 0 - 50 °C<br>rodete latón: 0 - 90 °C<br>turbine en Noryl®: 0 - 50 °C<br>turbine laiton: 0 - 90 °C |
| **Pressione di esercizio**<br>**Operating pressure**<br>**Presión de trabajo**<br>**Pression de fonctionnement** | max 6 bar |
| **MOTORE / MOTOR / MOTOR / MOTEUR** | |
| **Motore 2 poli a induzione**<br>**2 pole induction motor**<br>**Motor de 2 polos a inducción**<br>**Moteur à induction à 2 pôles** | 3~ 230/400V-50Hz<br>1~ 230V-50Hz (con termoprotettore)<br>(with thermal protection)<br>(con protección térmica)<br>(avec protection thermique) |
| **Classe di isolamento**<br>**Insulation class**<br>**Clase de aislamiento**<br>**Classe d'isolation** | F |
| **Grado di protezione**<br>**Protection degree**<br>**Grado de protección**<br>**Protection** | IPX4 |

**Pump model code**

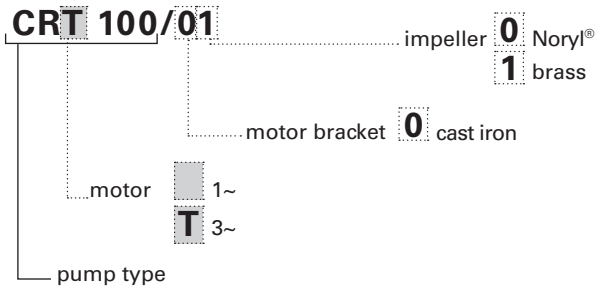

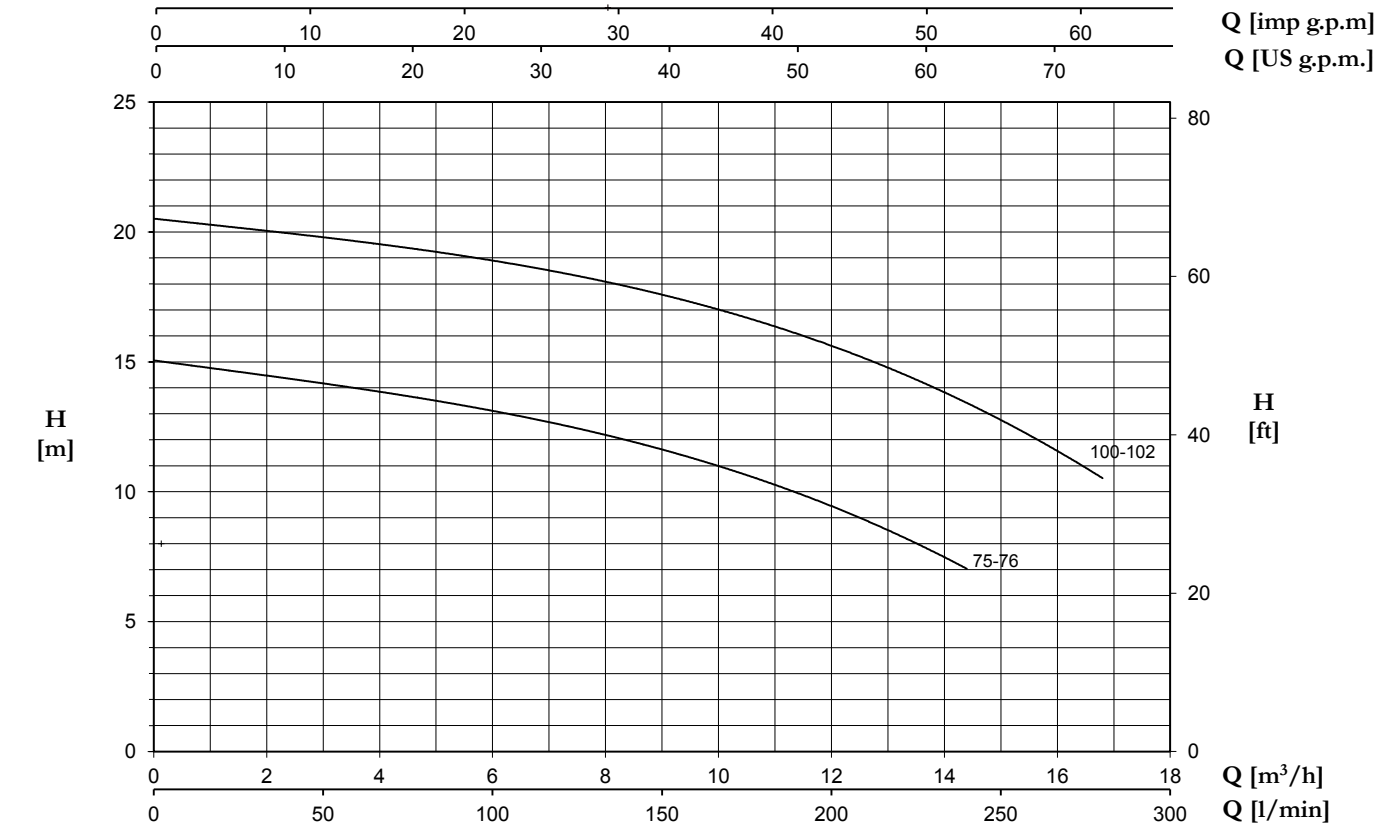


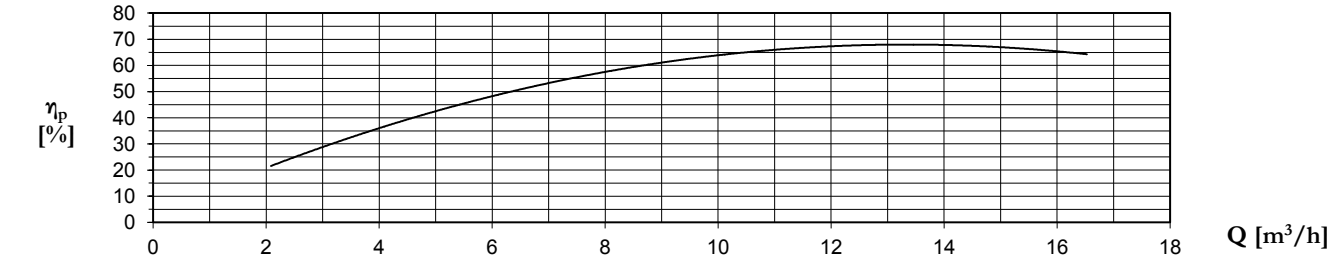


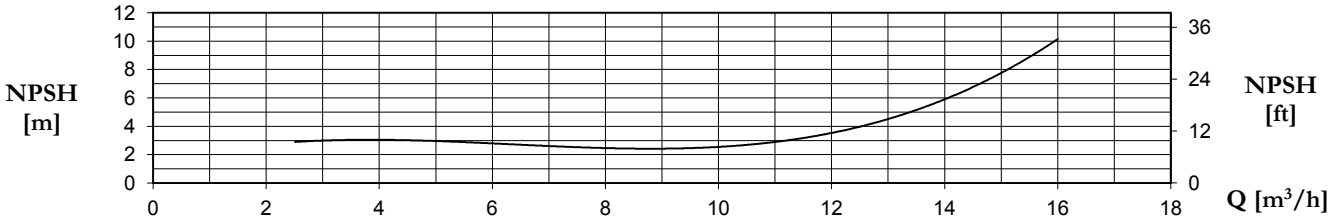


| TYPE | | P2 | | P1 (kW) | | AMPERE | | Q (m³/h - l/min) | | | | | | |
|---|---|---|---|---|---|---|---|---|---|---|---|---|---|---|
| 1~ | 3~ | | | | | 1 ~ | 3 ~ | 0 | 3 | 6 | 9 | 12 | 14,4 | 16,8 |
| | | | | | | | | 0 | 50 | 100 | 150 | 200 | 240 | 280 |
| | | (HP) | (kW) | 1~ | 3~ | 1x230 V 50 Hz | 3x400 V 50 Hz | H (m) | | | | | | |
| **CR 75** | **CRT 75** | 0,8 | 0,59 | 0,73 | 0,83 | 3,4 | 1,5 | 15,0 | 14,3 | 13,0 | 11,6 | 9,5 | 7,0 | - |
| **CR 76** | **CRT 76** | 0,8 | 0,59 | 0,73 | 0,83 | 3,4 | 1,5 | 15,0 | 14,3 | 13,0 | 11,6 | 9,5 | 7,0 | - |
| **CR 100** | **CRT 100** | 1 | 0,74 | 1,14 | 1,20 | 5,3 | 2,4 | 20,5 | 19,8 | 18,9 | 17,7 | 15,5 | 13,5 | 10,5 |
| **CR 102** | **CRT 102** | 1 | 0,74 | 1,14 | 1,20 | 5,3 | 2,4 | 20,5 | 19,8 | 18,9 | 17,7 | 15,5 | 13,5 | 10,5 |

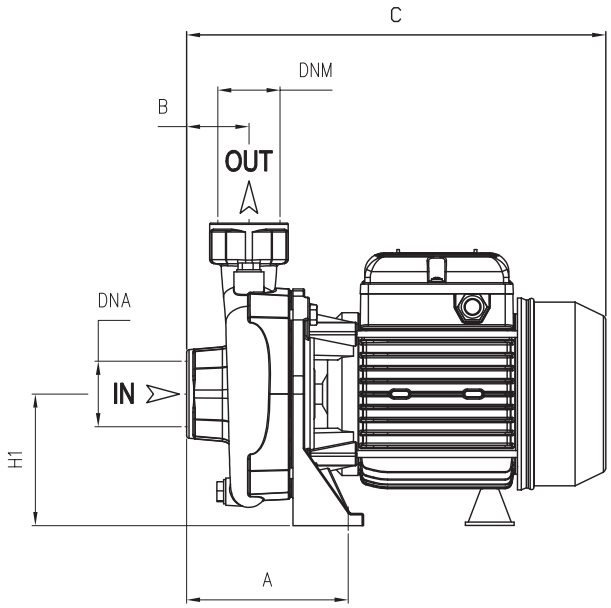


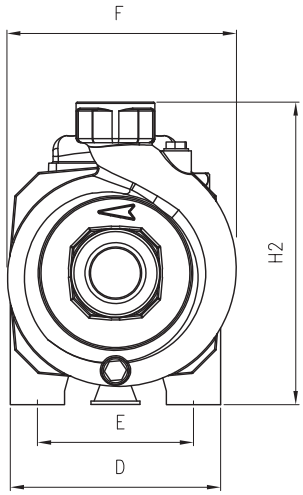


| TYPE | DIMENSIONS (mm) | | | | | | | | | | | | | Kg |
|---|---|---|---|---|---|---|---|---|---|---|---|---|---|---|
| | A | B | C | D | E | F | H1 | H2 | DNA | DNM | I | L | M | |
| **CR 75** | 120 | 45 | 308 | 155 | 115 | 170 | 97 | 222 | 1"1/2 G | 1"1/4 G | 325 | 200 | 265 | 13 |
| **CR 76** | 120 | 45 | 308 | 155 | 115 | 170 | 97 | 222 | 1"1/2 G | 1"1/2G | 325 | 200 | 265 | 13 |
| **CR 100** | 120 | 45 | 308 | 155 | 115 | 170 | 97 | 222 | 1"1/2 G | 1"1/4 G | 325 | 200 | 265 | 14 |
| **CR 102** | 120 | 45 | 308 | 155 | 115 | 170 | 97 | 222 | 1"1/2 G | 1"1/2 G | 325 | 200 | 265 | 14 |

| TYPE | TRUCK | | CONTAINER | |
|---|---|---|---|---|
| | PALLET (cm) | N° pumps | PALLET (cm) | N° pumps |
| **CR** | 85x110x145 | 65 | 85x110x195 | 91 |

# CS

Pompe centrifughe monogiranti da scorrimento a media e alta portata caratterizzate da bocche di mandata da 2", 3" e 4"; trovano primaria applicazione nel campo dell'agricoltura e in tutte le applicazioni in cui una consistente portata è richiesta.

Single impeller centrifugal pumps, from medium to high flow rate with 2", 3" and 4" delivery openings; mainly used in agriculture and applications requiring high level flow rate.

Bombas centrífugas con un rodete de desplazamiento de caudal medio y alto caracterizadas por bocas de salida de 2", 3" y 4"; encuentran aplicación primaria en el campo de la agricultura y en todas las aplicaciones en las que se solicita un caudal consistente.

Pompes de circulation centrifuges monoroue à débit moyen et élevé, caractérisées par des brides de refoulement de 2", 3" et 4"; elles trouvent leur application principale en agriculture et dans toutes les applications qui nécessitent un débit élevé.

| CARATTERISTICHE COSTRUTTIVE / CONSTRUCTION FEATURES<br>CARACTERÍSTICAS CONSTRUCTIVAS / CARACTÉRISTIQUES D'EXÉCUTION | |
|---|---|
| **Corpo pompa**<br>**Pump body**<br>**Cuerpo bomba**<br>**Corps de pompe** | ghisa<br>cast iron<br>fundición<br>fonte |
| **Supporto motore**<br>**Motor bracket**<br>**Soporte motor**<br>**Support moteur** | ghisa<br>cast iron<br>fundición<br>fonte |
| **Girante**<br>**Impeller**<br>**Rodete**<br>**Turbine** | ghisa / ottone (CSB)<br>cast iron / brass (CSB)<br>fundición / latón (CSB)<br>fonte / laiton (CSB) |
| **Tenuta meccanica**<br>**Mechanical seal**<br>**Sello mecánico**<br>**Garniture mécanique** | ceramica-grafite<br>ceramic-graphite<br>cerámica-grafito<br>céramique-graphite |
| **Albero motore** | acciaio AISI 303<br>acciaio AISI 416 (CS 75÷120) |
| **Motor shaft** | stainless steel AISI 303<br>stainless steel AISI 416 (CS 75÷120) |
| **Eje motor** | acero AISI 303<br>acero AISI 416 (CS 75÷120) |
| **Arbre moteur** | acier AISI 303<br>acier AISI 416 (CS 75÷120) |
| **Temperatura del liquido**<br>**Liquid temperature**<br>**Temperatura del liquído**<br>**Température du liquide** | 0 - 90 °C |
| **Pressione di esercizio**<br>**Operating pressure**<br>**Presión de trabajo**<br>**Pression de fonctionnement** | max 6 bar |
| **MOTORE / MOTOR / MOTOR / MOTEUR** | |
| **Motore 2 poli a induzione**<br>**2 pole induction motor**<br>**Motor de 2 polos a inducción**<br>**Moteur à induction à 2 pôles** | 3~ 230/400V-50Hz<br>1~ 230V-50Hz (with thermal protection up to MEC 80) |
| **Classe di isolamento**<br>**Insulation class**<br>**Clase de aislamiento**<br>**Classe d'isolation** | F |
| **Grado di protezione**<br>**Protection degree**<br>**Grado de protección**<br>**Protection** | IPX4 |

**Pump model code**

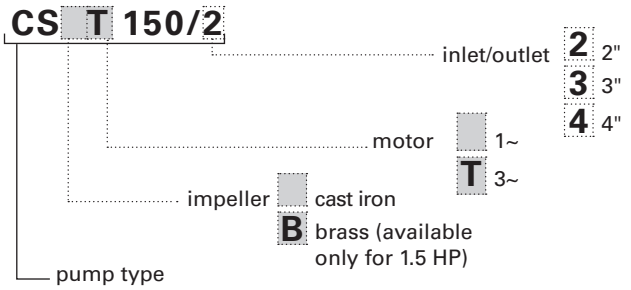

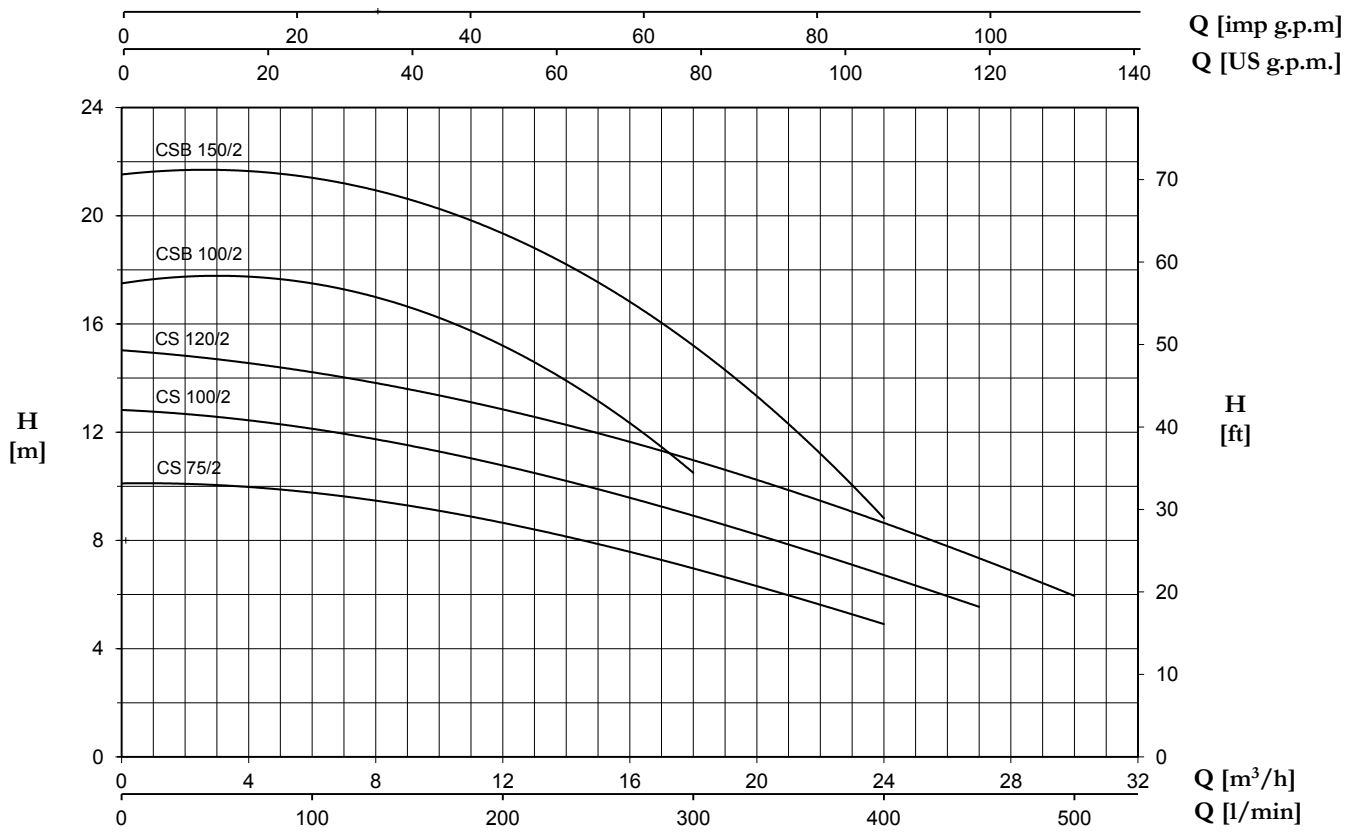


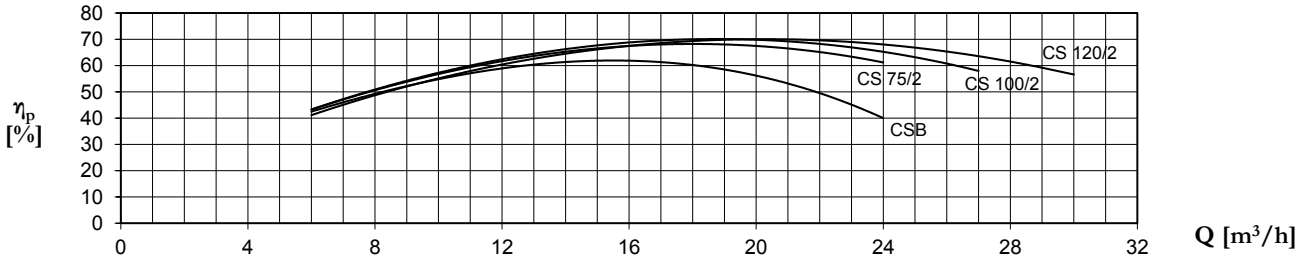


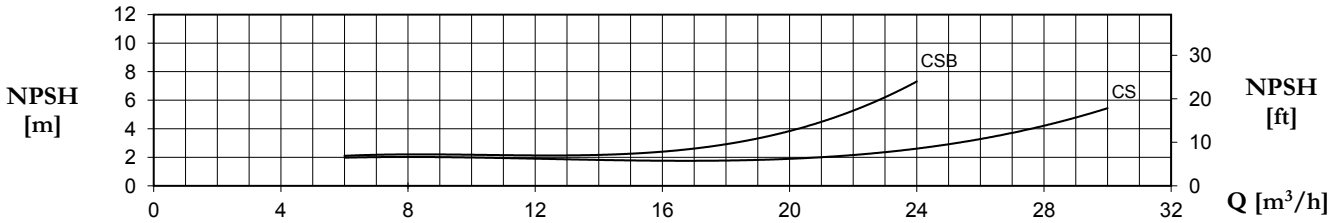


| TYPE | | P2 | | P1 (kW) | | AMPERE | | Q (m³/h - l/min) | | | | | | |
|---|---|---|---|---|---|---|---|---|---|---|---|---|---|---|
| | | | | | | 1~ | 3~ | 0 | 6 | 12 | 18 | 24 | 27 | 30 |
| | | | | | | | | 0 | 100 | 200 | 300 | 400 | 450 | 500 |
| 1~ | 3~ | (HP) | (kW) | 1~ | 3~ | 1x230 V 50 Hz | 3x400 V 50 Hz | H (m) | | | | | | |
| **CS 75/2** | **CST 75/2** | 0,8 | 0,59 | 0,8 | 0,7 | 3,5 | 1,3 | 10,1 | 9,8 | 8,6 | 7,0 | 4,9 | - | - |
| **CS 100/2** | **CST 100/2** | 1 | 0,74 | 1,0 | 0,85 | 4,5 | 1,6 | 12,8 | 12,2 | 10,7 | 8,9 | 6,8 | 5,5 | |
| **CS 120/2** | **CST 120/2** | 1,2 | 0,9 | 1,2 | 1,1 | 5,4 | 2 | 15,0 | 14,3 | 12,8 | 10,9 | 8,7 | 7,4 | 5,9 |
| **CSB 100/2** | **-** | 1 | 0,74 | 1,23 | - | 6,0 | - | 17,5 | 17,5 | 15,2 | 10,5 | - | - | - |
| **CSB 150/2** | **CSBT 150/2** | 1,5 | 1,1 | 1,78 | 1,65 | 8,5 | 3 | 21,5 | 21,5 | 19,2 | 15,3 | 8,8 | - | - |

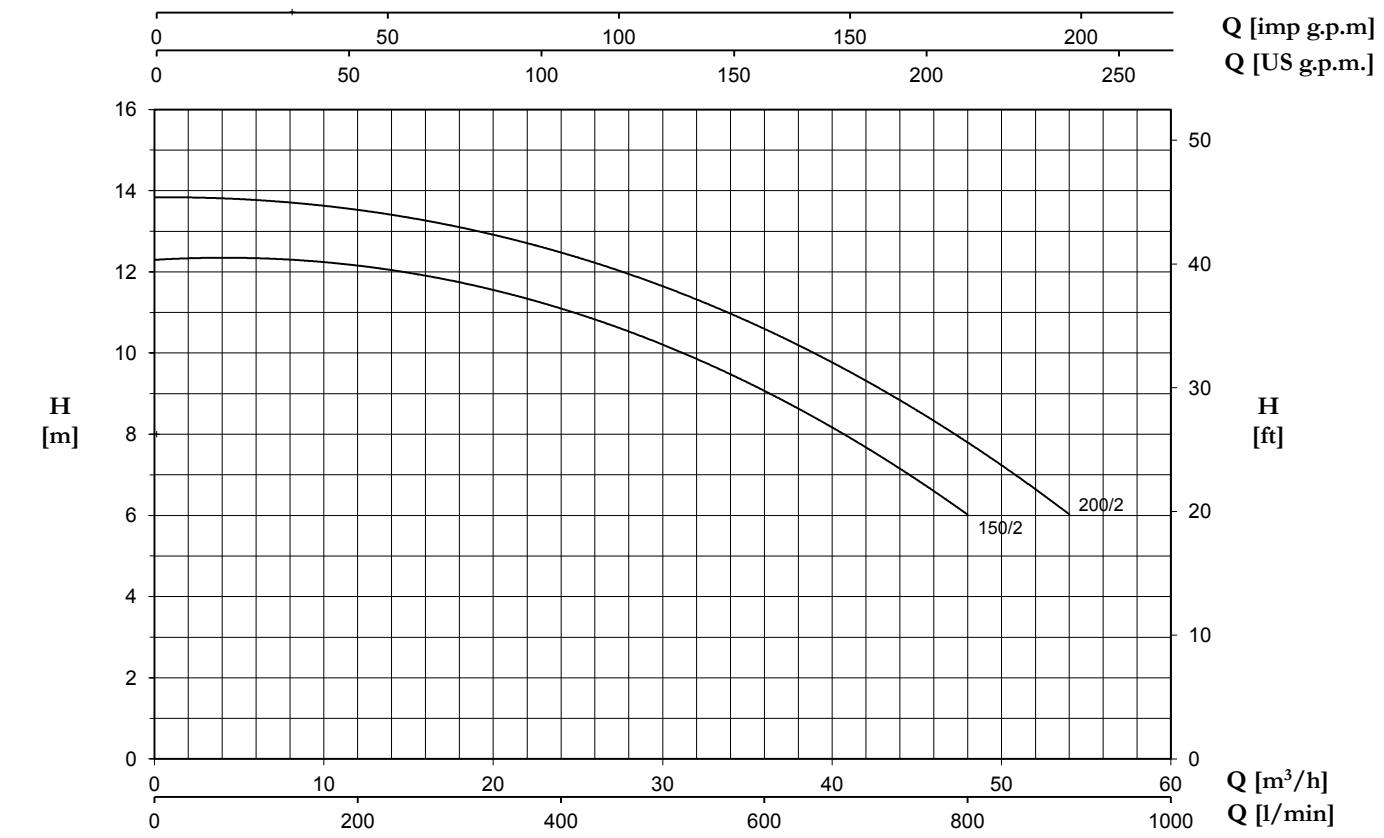


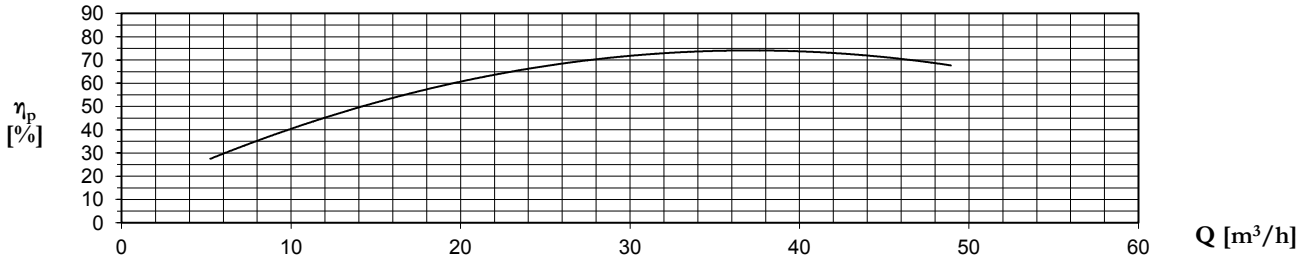


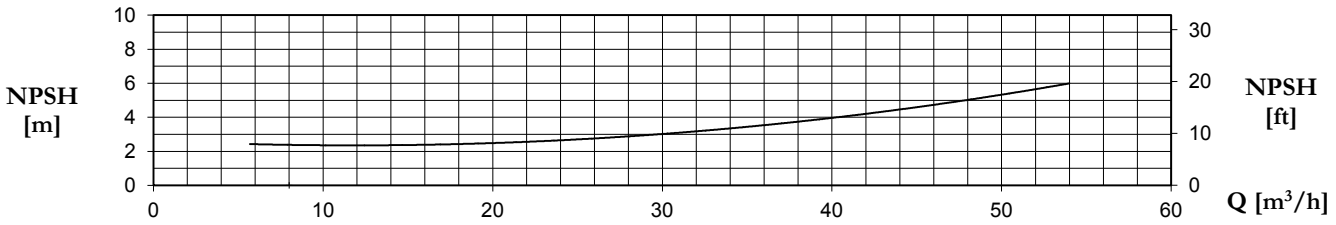


| TYPE | | P2 | | P1 (kW) | | AMPERE | | Q (m³/h - l/min) | | | | | | | | | |
|---|---|---|---|---|---|---|---|---|---|---|---|---|---|---|---|---|---|
| 1~ | 3~ | | | | | 1~ | 3~ | 0 | 6 | 12 | 18 | 24 | 30 | 36 | 42 | 48 | 54 |
| | | | | | | | | 0 | 100 | 200 | 300 | 400 | 500 | 600 | 700 | 800 | 900 |
| | | (HP) | (kW) | 1~ | 3~ | 1x230 V 50 Hz | 3x400 V 50 Hz | H (m) | | | | | | | | | |
| **CS 150/2** | **CST 150/2** | 1,5 | 1,1 | 1,85 | 1,8 | 8,8 | 3,3 | 12,3 | 12,3 | 12,2 | 11,8 | 11,0 | 10,2 | 9,1 | 7,7 | 6 | - |
| **CS 200/2** | **CST 200/2** | 2 | 1,5 | 2,1 | 2,1 | 10 | 3,9 | 13,8 | 13,8 | 13,6 | 13,1 | 12,4 | 11,6 | 10,6 | 9,4 | 7,8 | 6 |

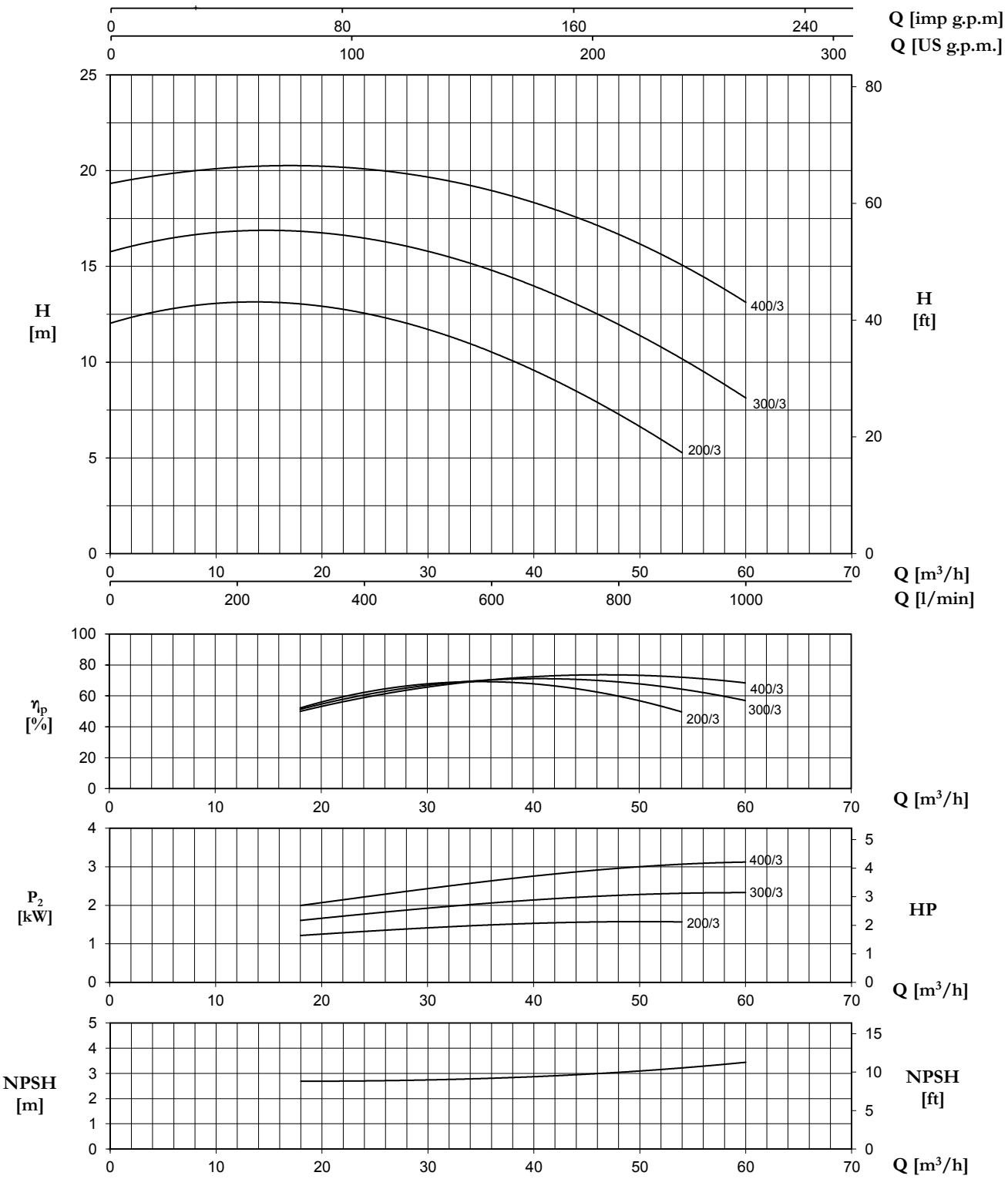


| TYPE | | P2 | | P1 (kW) | | AMPERE | | Q (m³/h - l/min) | | | | | | | | |
|---|---|---|---|---|---|---|---|---|---|---|---|---|---|---|---|---|
| 1~ | 3~ | | | | | 1~ | 3~ | 0 | 18 | 24 | 30 | 36 | 42 | 48 | 54 | 60 |
| | | | | | | | | 0 | 300 | 400 | 500 | 600 | 700 | 800 | 900 | 1000 |
| | | | | | | 1x230 V 50 Hz | 3x400 V 50 Hz | H (m) | | | | | | | | |
| | | (HP) | (kW) | 1~ | 3~ | | | | | | | | | | | |
| **CS 200/3** | **CST 200/3** | 2 | 1,5 | 1,9 | 1,9 | 8,9 | 3,5 | 12,0 | 13,0 | 12,6 | 11,8 | 10,6 | 9,0 | 7,2 | 5,3 | - |
| **CS 300/3** | **CST 300/3** | 3 | 2,2 | 2,7 | 2,7 | 12,4 | 5,0 | 15,8 | 16,8 | 16,5 | 15,7 | 14,7 | 13,6 | 12,0 | 10,1 | 8,2 |
| **-** | **CST 400/3** | 4 | 3 | - | 3,6 | - | 6,6 | 19,3 | 20,3 | 20,1 | 19,6 | 18,9 | 18,0 | 16,8 | 15,0 | 13,1 |

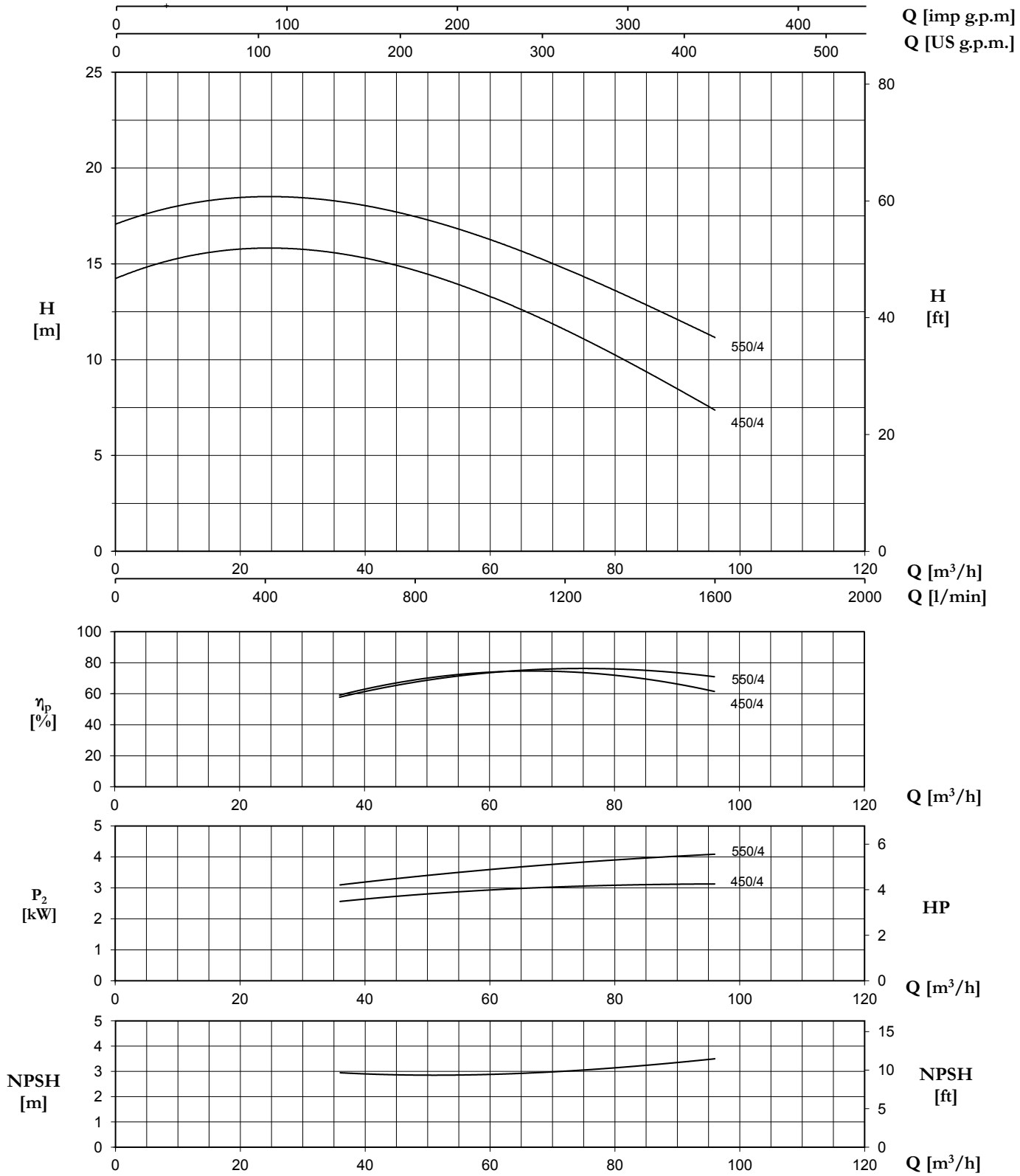


| TYPE | | P2 | | P1 (kW) | | AMPERE | | Q (m³/h - l/min) | | | | | | |
|---|---|---|---|---|---|---|---|---|---|---|---|---|---|---|
| 1~ | 3~ | | | | | 1~ | 3~ | 0 | 36 | 48 | 60 | 72 | 84 | 96 |
| | | | | | | | | 0 | 600 | 800 | 1000 | 1200 | 1400 | 1600 |
| | | | | | | 1x230 V 50 Hz | 3x400 V 50 Hz | H (m) | | | | | | |
| | | (HP) | (kW) | 1~ | 3~ | | | | | | | | | |
| **CS 450/4** | **CST 450/4** | 4 | 3 | 3,6 | 3,6 | 16,1 | 6,5 | 14,2 | 15,5 | 14,7 | 13,4 | 11,5 | 9,6 | 7,4 |
| **-** | **CST 550/4** | 5,5 | 4 | - | 4,7 | - | 8,5 | 17,1 | 18,3 | 17,4 | 16,3 | 14,7 | 13,1 | 11,1 |

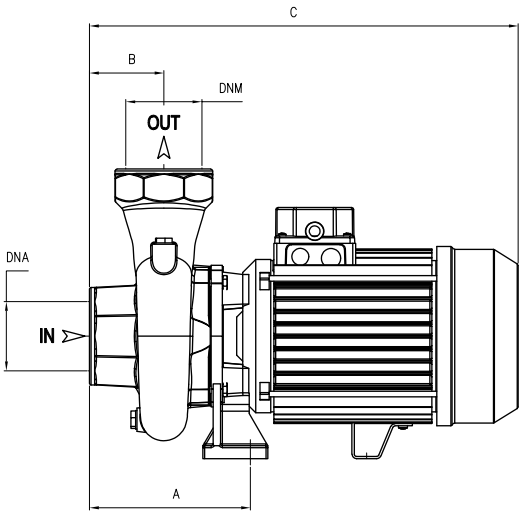


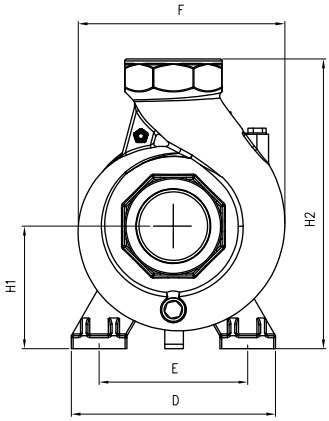


| TYPE | DIMENSIONS (mm) | | | | | | | | | | | | | | |
|---|---|---|---|---|---|---|---|---|---|---|---|---|---|---|---|
| | A | B | C | D | E | F | H1 | H2 | DNA | DNM | I | L | M | Kg | |
| **CS 75/2** | 127 | 45 | 315 | 155 | 115 | 178 | 97 | 247 | 2″ G | 2″ G | 340 | 195 | 280 | 14,5 | T 14 |
| **CS 100/2** | 127 | 45 | 315 | 155 | 115 | 178 | 97 | 247 | 2″ G | 2″ G | 340 | 195 | 280 | 16 | T 15 |
| **CS 120/2** | 127 | 45 | 315 | 155 | 115 | 178 | 97 | 247 | 2″ G | 2″ G | 340 | 195 | 280 | 16,5 | T 16 |
| **CSB 100/2** | 130 | 70 | 365 | 180 | 130 | 195 | 90 | 240 | 2″ G | 2″ G | 390 | 230 | 325 | 19 | |
| **CSB 150/2** | 130 | 70 | 365 | 180 | 130 | 195 | 90 | 240 | 2″ G | 2″ G | 390 | 230 | 325 | 20 | T 19 |
| **CS 150/2** | 150 | 53 | 370 | 180 | 140 | 218 | 115 | 285 | 2″ G | 2″ G | 390 | 230 | 325 | 24,5 | T 23,5 |
| **CS 200/2** | 150 | 53 | 370 | 180 | 140 | 218 | 115 | 285 | 2″ G | 2″ G | 390 | 230 | 325 | 25 | T 24,5 |
| **CS 200/3** | 176,5 | 80 | 485 | 200 | 140 | 225 | 112 | 292 | 3″ G | 3″ G | 520 | 235 | 320 | 29 | T 28 |
| **CS 300/3** | 176,5 | 80 | 485 | 200 | 140 | 225 | 112 | 292 | 3″ G | 3″ G | 520 | 235 | 320 | 32,5 | T 30 |
| **CST 400/3** | 176,5 | 80 | 485 | 200 | 140 | 225 | 112 | 292 | 3″ G | 3″ G | 520 | 235 | 320 | 32,5 | |
| **CS 450/4** | 165 | 85 | 515 | 220 | 160 | 250 | 130 | 330 | 4″ G | 4″ G | 546 | 265 | 355 | 46 | T 42 |
| **CST 550/4** | 165 | 85 | 515 | 220 | 160 | 250 | 130 | 330 | 4″ G | 4″ G | 546 | 265 | 355 | 46 | |

| TYPE | TRUCK | | CONTAINER | |
|---|---|---|---|---|
| | PALLET (cm) | N° pumps | PALLET (cm) | N° pumps |
| **CS 75/2-120/2** | 90x110x145 | 65 | 90x110x195 | 91 |
| **CS 150/2-200/2** | 85x110x140 | 40 | 85x110x205 | 60 |
| **CS 200/3-300/3** | 85x110x150 | 30 | 85x110x180 | 60 |
| **CS 400/4-550/4** | 80x120x150 | 30 | 80x120x180 | 60 |

# CH

Pompe centrifughe che abbinano medie prevalenze a portate medio alte; adatte per irrigazioni a pioggia e in generale dove oltre alla silenziosità viene richiesta una lieve oscillazione di pressione al variare della portata.

Centrifugal pumps that combine medium head with medium-high flow rate; ideal for sprinkle irrigation and in applications where quiet operations are requested and large change in flow produces small change in pressure drop.

Bombas centrífugas que combinan prevalencias medias con caudales medio-altos; apropiadas para riegos por aspersión en general donde además del silencio se solicita una leve oscilación de presión cuando varía el caudal.

Pompes centrifuges qui associent des hauteurs manométriques moyennes à des débits moyens-élevés; adaptées pour l'irrigation par aspersion et, en général, quand, en plus du bruit limité, il faut assurer une légère oscillation de pression en fonction de la variation du débit.

| CARATTERISTICHE COSTRUTTIVE / CONSTRUCTION FEATURES<br>CARACTERÍSTICAS CONSTRUCTIVAS / CARACTÉRISTIQUES D'EXÉCUTION | |
|---|---|
| **Corpo pompa**<br>**Pump body**<br>**Cuerpo bomba**<br>**Corps de pompe** | ghisa<br>cast iron<br>fundición<br>fonte |
| **Supporto motore**<br>**Motor bracket**<br>**Soporte motor**<br>**Support moteur** | ghisa<br>cast iron<br>fundición<br>fonte |
| **Girante**<br>**Impeller**<br>**Rodete**<br>**Turbine** | ottone (CH 160-310)<br>ghisa (CH 350-550)<br>brass (CH 160-310)<br>cast iron (CH 350-550)<br>latón (CH 160-310)<br>fundición (CH 350-550)<br>laiton (CH 160-310)<br>fonte (CH 350-550) |
| **Tenuta meccanica**<br>**Mechanical seal**<br>**Sello mecánico**<br>**Garniture mécanique** | ceramica-grafite<br>ceramic-graphite<br>cerámica-grafito<br>céramique-graphite |
| **Albero motore**<br>**Motor shaft**<br>**Eje motor**<br>**Arbre moteur** | acciaio AISI 303<br>stainless steel AISI 303<br>acero AISI 303<br>acier AISI 303 |
| **Temperatura del liquido**<br>**Liquid temperature**<br>**Temperatura del liquído**<br>**Température du liquide** | 0 - 90 °C |
| **Pressione di esercizio**<br>**Operating pressure**<br>**Presión de trabajo**<br>**Pression de fonctionnement** | max 6 bar |
| **MOTORE / MOTOR / MOTOR / MOTEUR** | |
| **Motore 2 poli a induzione**<br>**2 pole induction motor**<br>**Motor de 2 polos a inducción**<br>**Moteur à induction à 2 pôles** | 3~ 230/400V-50Hz<br>1~ 230V-50Hz (with thermal protection up to MEC 80) |
| **Classe di isolamento**<br>**Insulation class**<br>**Clase de aislamiento**<br>**Classe d'isolation** | F |
| **Grado di protezione**<br>**Protection degree**<br>**Grado de protección**<br>**Protection** | IPX4 |

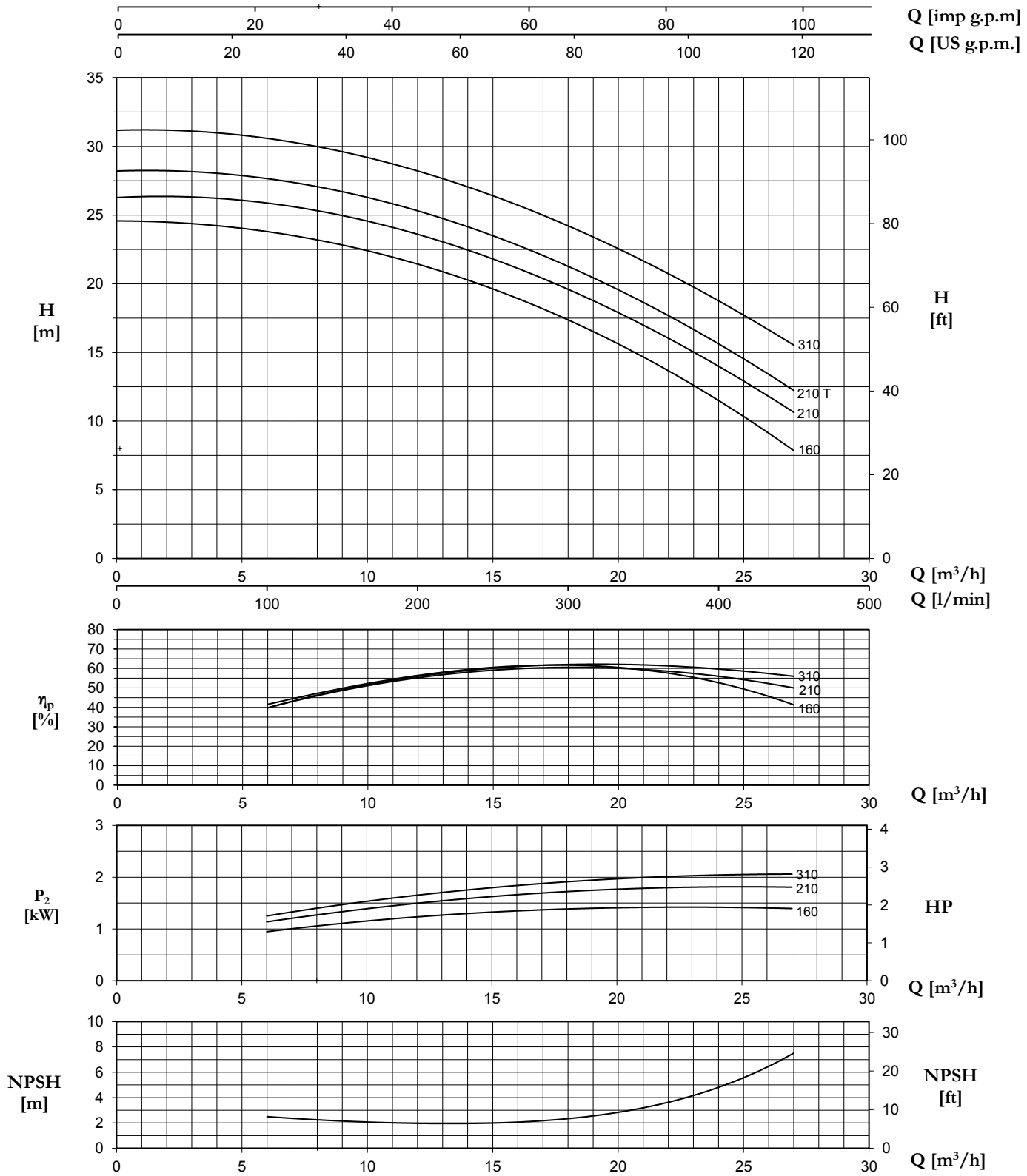


| TYPE | | P2 | | P1 (kW) | | AMPERE | | Q (m³/h - l/min) | | | | | | | | |
|---|---|---|---|---|---|---|---|---|---|---|---|---|---|---|---|---|
| 1~ | 3~ | | | | | 1~ | 3~ | 0 | 6 | 9 | 12 | 15 | 18 | 21 | 24 | 27 |
| | | | | | | | | 0 | 100 | 150 | 200 | 250 | 300 | 350 | 400 | 450 |
| | | (HP) | (kW) | 1~ | 3~ | 1x230 V 50 Hz | 3x400 V 50 Hz | H (m) | | | | | | | | |
| **CH 160** | **CHT 160** | 1,5 | 1,1 | 1,8 | 1,8 | 8,3 | 3,4 | 24,5 | 23,9 | 22,9 | 21,4 | 19,5 | 17,3 | 14,7 | 11,6 | 7,8 |
| **CH 210** | **-** | 2 | 1,5 | 2,1 | - | 10,1 | - | 26,3 | 25,9 | 25,0 | 23,6 | 21,7 | 19,6 | 17,1 | 14,1 | 10,6 |
| **-** | **CHT 210** | 2 | 1,5 | - | 2,2 | - | 4,7 | 28,2 | 27,6 | 26,7 | 25,3 | 23,5 | 21,3 | 18,6 | 15,6 | 12,2 |
| **CH 310** | **CHT 310** | 3 | 2,2 | 2,8 | 2,6 | 12,4 | 5,0 | 31,2 | 30,5 | 29,6 | 28,3 | 26,4 | 24,3 | 21,6 | 18,6 | 15,6 |

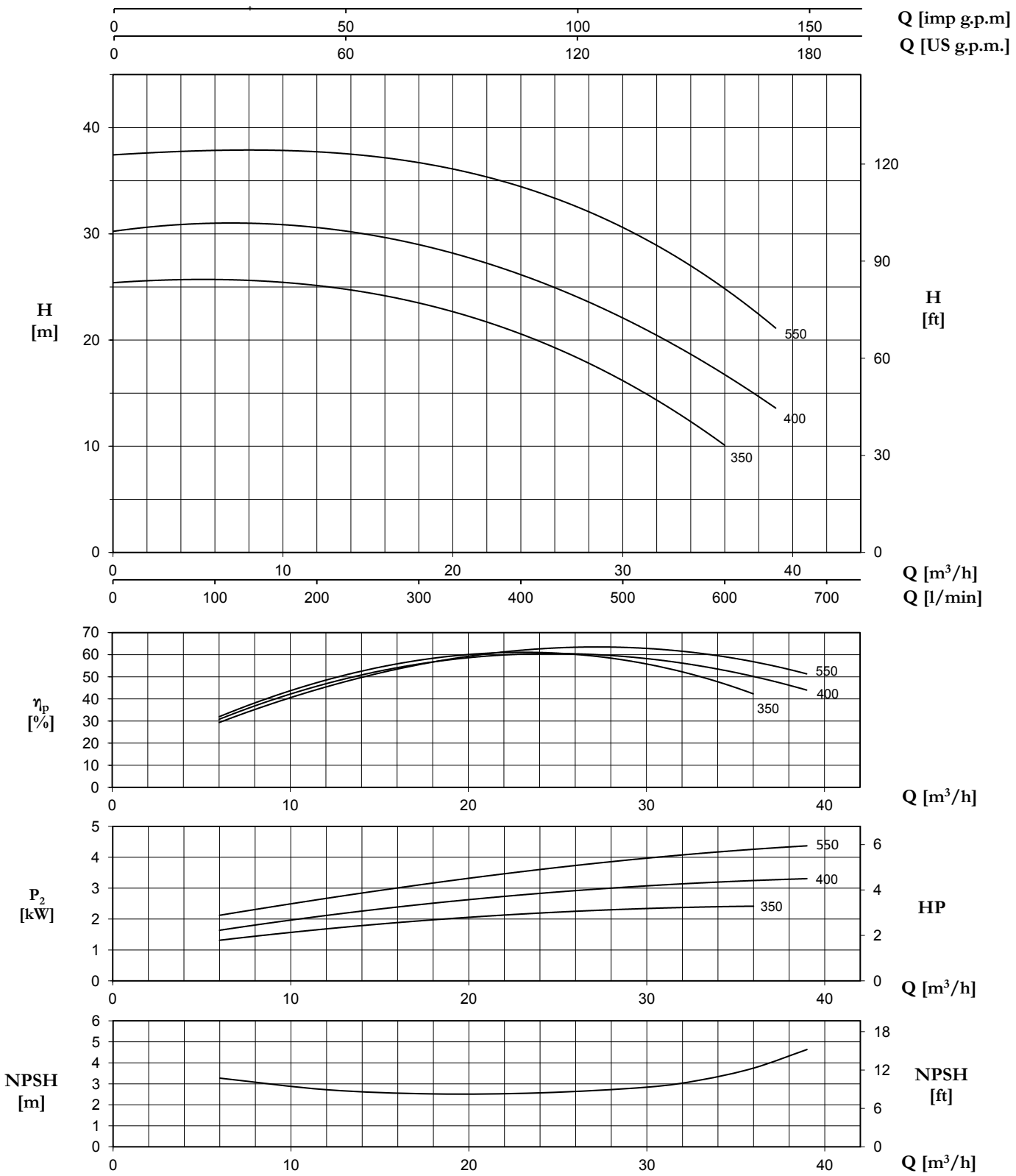


| TYPE | | P2 | | P1 (kW) | | AMPERE | | | Q (m³/h - l/min) | | | | | | | |
|---|---|---|---|---|---|---|---|---|---|---|---|---|---|---|---|---|
| 1~ | 3~ | | | | | 1~ | 3~ | 0 | 6 | 12 | 18 | 24 | 30 | 33 | 36 | 39 |
| | | | | | | | | 0 | 100 | 200 | 300 | 400 | 500 | 550 | 600 | 650 |
| | | (HP) | (kW) | 1~ | 3~ | 1x230 V 50 Hz | 3x400 V 50 Hz | | H (m) | | | | | | | |
| **CH 350** | **CHT 350** | 3 | 2,2 | 2,8 | 2,8 | 12,7 | 5,2 | 25,4 | 25,6 | 25,3 | 23,5 | 20,5 | 16,2 | 13,5 | 10,0 | - |
| **CH 400** | **CHT 400** | 4 | 3 | 3,8 | 3,8 | 17,0 | 6,9 | 30,3 | 30,8 | 30,7 | 29,1 | 26,1 | 22,0 | 19,5 | 16,7 | 13,6 |
| **-** | **CHT 550** | 5,5 | 4 | - | 5,0 | - | 9,1 | 37,4 | 37,8 | 37,9 | 36,8 | 34,3 | 30,2 | 28,2 | 25,5 | 20,7 |

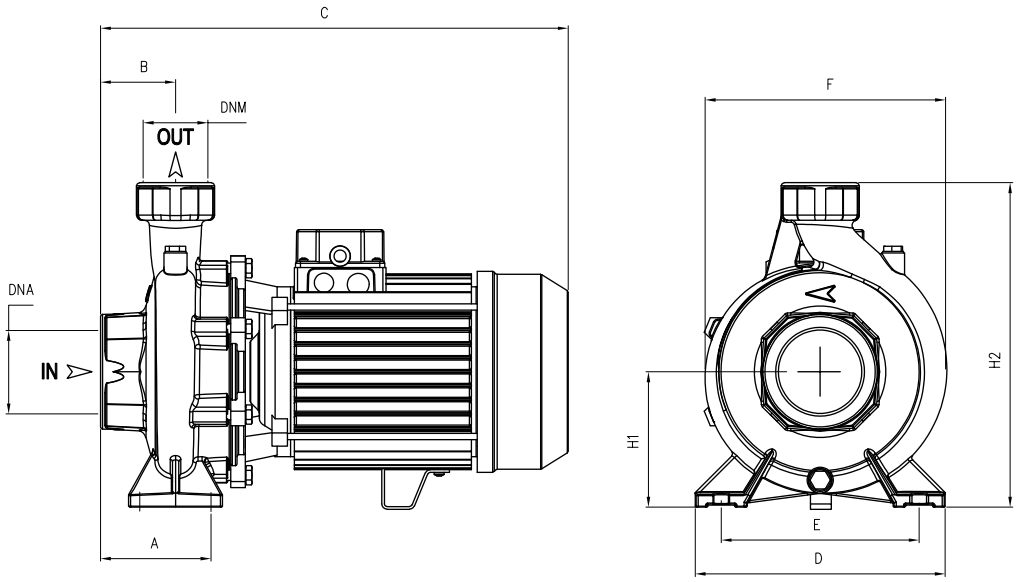


| TYPE | DIMENSIONS (mm) | | | | | | | | | | | | | Kg | |
|---|---|---|---|---|---|---|---|---|---|---|---|---|---|---|---|
| | A | B | C | D | E | F | H1 | H2 | DNA | DNM | I | L | M | | |
| **CH 160** | 105 | 48 | 370 | 200 | 160 | 215 | 110 | 280 | 2″G | 2″G | 390 | 230 | 300 | 24,5 | T 23,5 |
| **CH 210** | 105 | 48 | 370 | 200 | 160 | 215 | 110 | 280 | 2″G | 2″G | 390 | 230 | 300 | 26 | T 25,5 |
| **CH 310** | 105 | 48 | 410 | 200 | 160 | 215 | 110 | 280 | 2″G | 2″G | 430 | 230 | 300 | 31,5 | |
| **CHT 310** | 105 | 48 | 370 | 200 | 160 | 215 | 110 | 280 | 2″G | 2″G | 390 | 230 | 300 | 26 | |
| **CH 350** | 105 | 70 | 465 | 240 | 190 | 240 | 126 | 306 | 3″ G | 2″ G | 530 | 280 | 355 | 38 | |
| **CHT 350** | 105 | 70 | 425 | 240 | 190 | 240 | 126 | 306 | 3″ G | 2″ G | 530 | 280 | 355 | 35 | |
| **CH 400** | 105 | 70 | 480 | 240 | 190 | 240 | 126 | 306 | 3″ G | 2″ G | 530 | 280 | 355 | 45,5 | |
| **CHT 400** | 105 | 70 | 465 | 240 | 190 | 240 | 126 | 306 | 3″ G | 2″ G | 530 | 280 | 355 | 38,5 | |
| **CHT 550** | 105 | 70 | 480 | 240 | 190 | 240 | 126 | 306 | 3″ G | 2″ G | 530 | 280 | 355 | 45,5 | |

| TYPE | TRUCK | | CONTAINER | |
|---|---|---|---|---|
| | PALLET (cm) | N° pumps | PALLET (cm) | N° pumps |
| **CH 160-310** | 85x11x140 | 40 | 85x110x195 | 60 |
| **CH 350-550** | 85x110x150 | 30 | 85x110x180 | 30 |

# CB

Pompe centrifughe bi-giranti adatte alla realizzazione di gruppi di pressurizzazioni per impianti civili e industriali; le due giranti contrapposte garantiscono una elevata prevalenza garantendo comunque una buona portata.

Two impeller centrifugal pumps for constructing pressurisation systems for civil and industrial plant; the two counter-posed impellers guarantee high head and flow rate.

Bombas centrífugas con doble rodete apropiadas para realizar unidades de presurización para instalaciones civiles e industriales; los dos rodetes contrapuestos garantizan una elevada prevalencia garantizando en cualquier caso un buen caudal.

Pompes centrifuges à deux turbines, aptes à la réalisation de groupes de surpression pour installations civiles et industrielles; les deux roues opposées garantissent une hauteur manométrique élevée tout en maintenant un débit excellent.

| CARATTERISTICHE COSTRUTTIVE / CONSTRUCTION FEATURES<br>CARACTERÍSTICAS CONSTRUCTIVAS / CARACTÉRISTIQUES D'EXÉCUTION | |
|---|---|
| **Corpo pompa**<br>**Pump body**<br>**Cuerpo bomba**<br>**Corps de pompe** | ghisa<br>cast iron<br>fundición<br>fonte |
| **Supporto motore**<br>**Motor bracket**<br>**Soporte motor**<br>**Support moteur** | ghisa<br>cast iron<br>fundición<br>fonte |
| **Girante** | ottone o Noryl® (CB100÷900)<br>ottone (CB800÷1500) |
| **Impeller** | brass or Noryl® (CB100÷900)<br>brass (CB800÷1500) |
| **Rodete** | latón o Noryl® (CB100÷900)<br>latón (CB800÷1500) |
| **Turbine** | laiton ou Noryl® (CB100÷900)<br>laiton (CB800÷1500) |
| **Tenuta meccanica**<br>**Mechanical seal**<br>**Sello mecánico**<br>**Garniture mécanique** | ceramica-grafite<br>ceramic-graphite<br>cerámica-grafito<br>céramique-graphite |
| **Albero motore** | acciaio AISI 303<br>acciaio AISI 416 (CB100) |
| **Motor shaft** | stainless steel AISI 303<br>stainless steel AISI 416 (CB100) |
| **Eje motor** | acero AISI 303<br>acero AISI 416 (CB100) |
| **Arbre moteur** | acier AISI 303<br>acier AISI 416 (CB100) |
| **Temperatura del liquido** | girante Noryl®: 0 - 50 °C<br>girante ottone: 0 - 90 °C |
| **Liquid temperature** | Noryl® impeller: 0 - 50 °C<br>brass impeller: 0 - 90 °C |
| **Temperatura del liquído** | rodete de Noryl®: 0 - 50 °C<br>rodete latón: 0 - 90 °C |
| **Température du liquide** | turbine en Noryl®: 0 - 50 °C<br>turbine laiton: 0 - 90 °C |
| **Pressione di esercizio**<br>**Operating pressure**<br>**Presión de trabajo**<br>**Pression de fonctionnement** | max 6 bar (CB100)<br>max 11 bar (CB160-1500) |
| **MOTORE / MOTOR / MOTOR / MOTEUR** | |
| **Motore 2 poli a induzione**<br>**2 pole induction motor**<br>**Motor de 2 polos a inducción**<br>**Moteur à induction à 2 pôles** | 3~ 230/400V-50Hz P ⩽ 4kW<br>3~ 400/690V-50Hz P > 4kW<br>1~ 230V-50Hz (with thermal protection up to MEC 80) |
| **Classe di isolamento**<br>**Insulation class**<br>**Clase de aislamiento**<br>**Classe d'isolation** | F |
| **Grado di protezione**<br>**Protection degree**<br>**Grado de protección**<br>**Protection** | IPX4<br>IPX5 (CB800÷1500) |

**Pump model code**

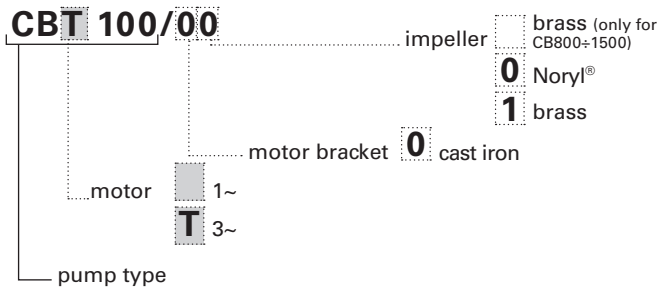

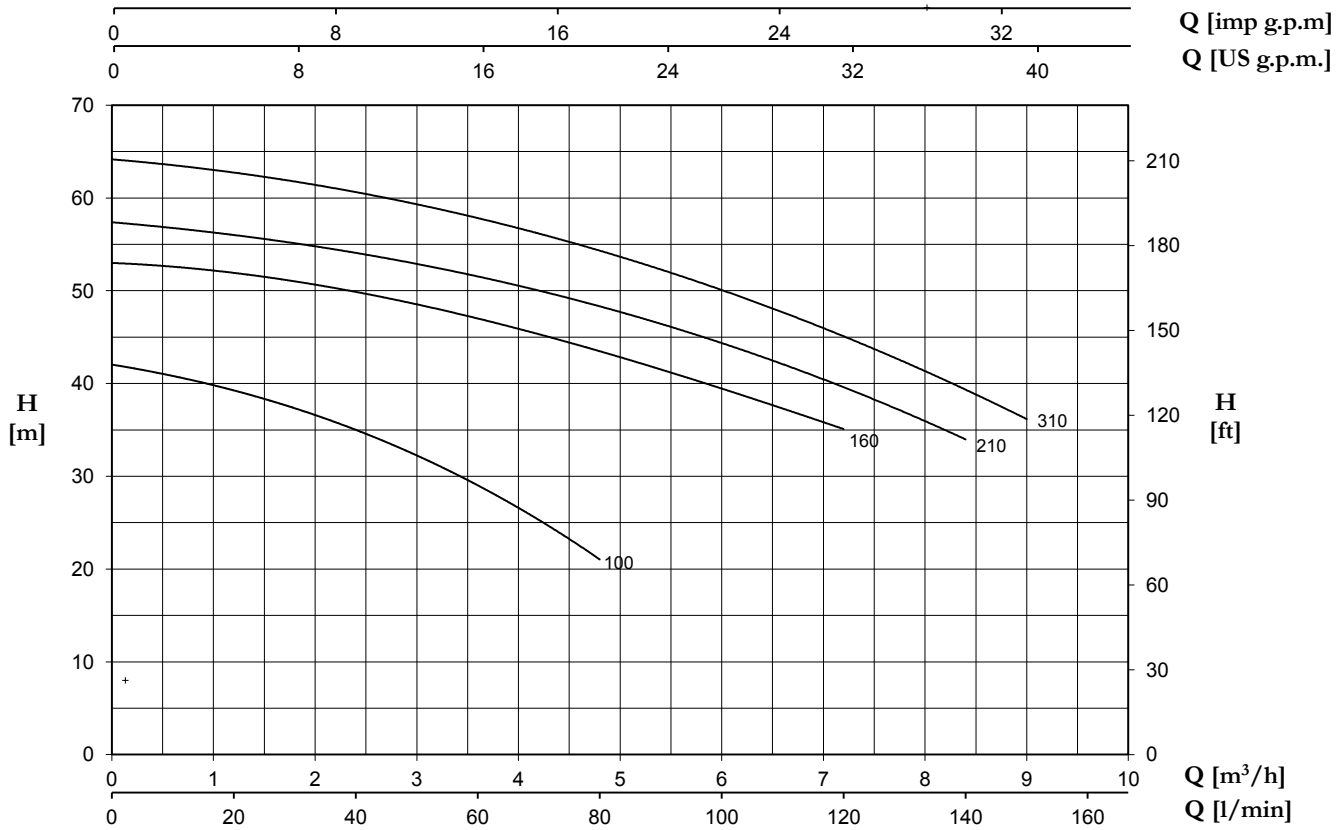


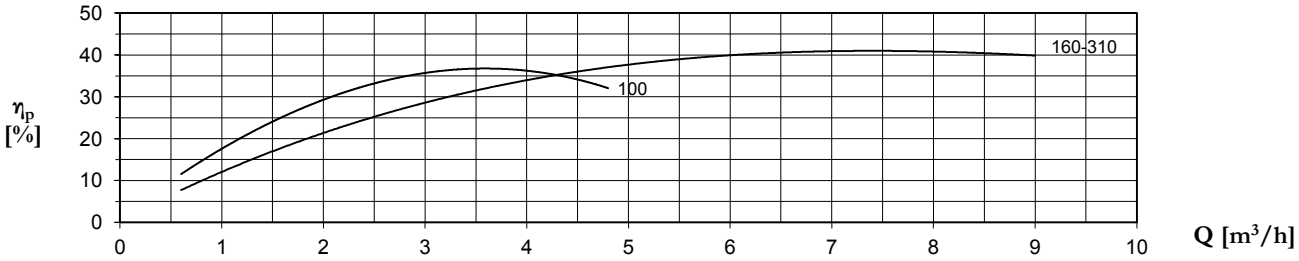


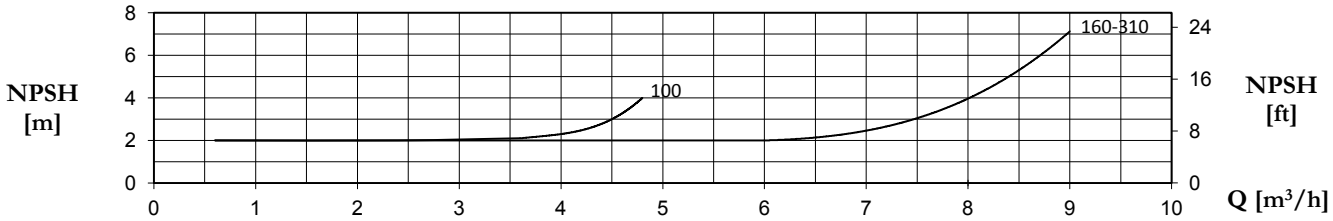


| TYPE | | P2 | | P1 (kW) | | AMPERE | | Q (m³/h - l/min) | | | | | | | | | | |
|---|---|---|---|---|---|---|---|---|---|---|---|---|---|---|---|---|---|---|
| 1~ | 3~ | | | | | 1~ | 3~ | 0 | 0,6 | 1,2 | 1,8 | 2,4 | 3,6 | 4,8 | 6 | 7,2 | 8,4 | 9 |
| | | | | | | | | 0 | 10 | 20 | 30 | 40 | 60 | 80 | 100 | 120 | 140 | 150 |
| | | (HP) | (kW) | 1~ | 3~ | 1x230 V 50 Hz | 3x400 V 50 Hz | H (m) | | | | | | | | | | |
| **CB 100** | **CBT 100** | 1 | 0,74 | 1,17 | 1,15 | 5,4 | 2,4 | 42 | 40,8 | 39,4 | 37,4 | 34,7 | 29,2 | 21 | - | - | - | - |
| **CB 160** | **CBT 160** | 1,5 | 1,1 | 2,30 | 2,20 | 10,2 | 4,1 | 53 | 52,5 | 52 | 51 | 50 | 46,9 | 43,3 | 39,7 | 35 | - | - |
| **CB 210** | **CBT 210** | 2 | 1,5 | 2,60 | 2,45 | 11,5 | 4,8 | 57,3 | 56,9 | 56 | 55,1 | 54 | 51,5 | 48,4 | 44,4 | 39,5 | 34 | - |
| **CB 310** | **CBT 310** | 3 | 2,2 | 2,9 | 2,80 | 13,2 | 5,2 | 64 | 63,5 | 63 | 61,9 | 60,6 | 57,7 | 54,1 | 50 | 45,4 | 39,4 | 36 |

# CB

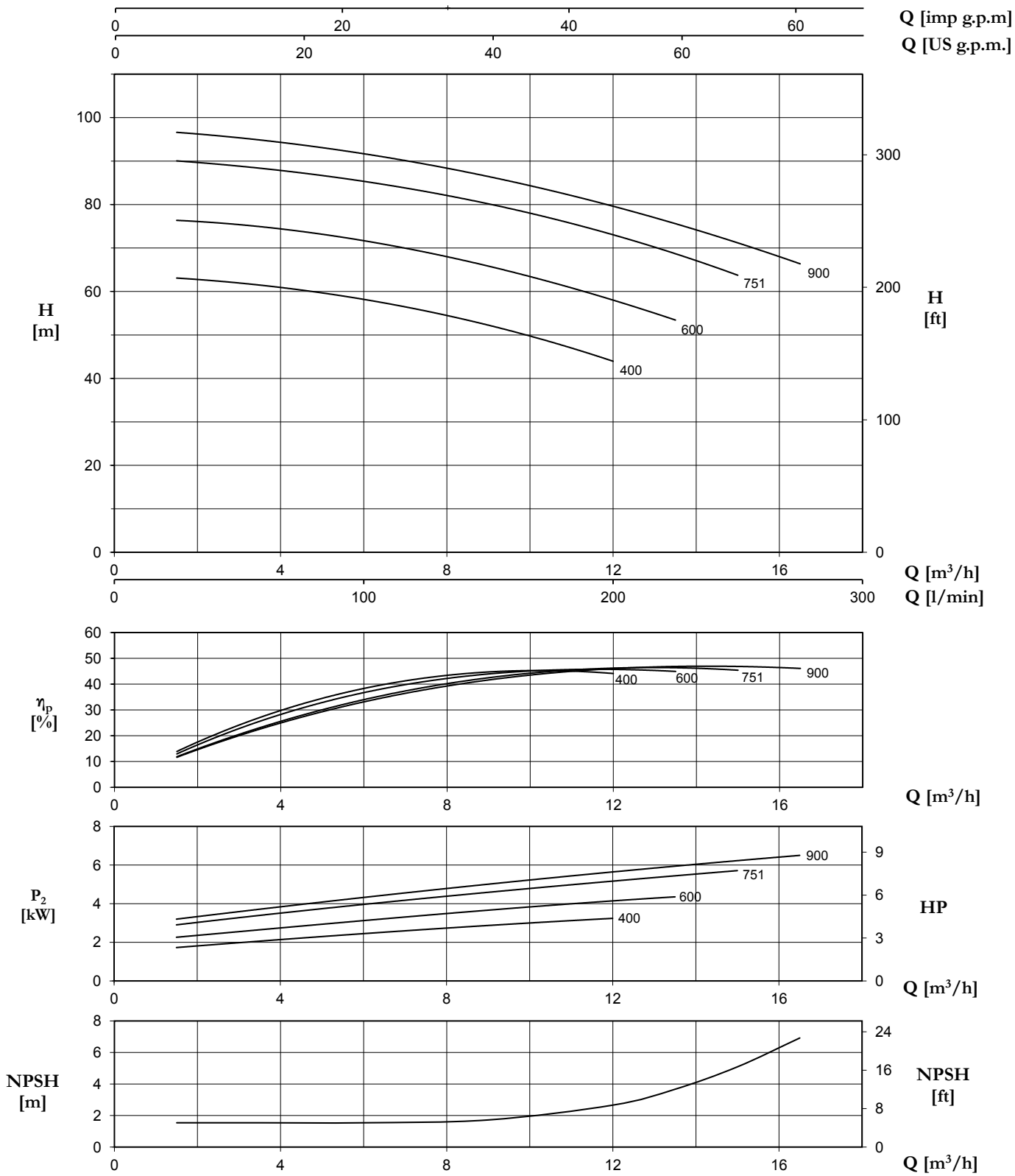


| TYPE | | P2 | | P1 (kW) | | AMPERE | | Q (m³/h - l/min) | | | | | | | | | | | |
|---|---|---|---|---|---|---|---|---|---|---|---|---|---|---|---|---|---|---|---|
| 1~ | 3~ | | | | | 1~ | 3~ | 0 | 1,5 | 3,0 | 4,5 | 6,0 | 7,5 | 9,0 | 10,5 | 12 | 13,5 | 15,0 | 16,5 |
| | | | | | | | | 0 | 25 | 50 | 75 | 100 | 125 | 150 | 175 | 200 | 225 | 250 | 275 |
| | | (HP) | (kW) | 1~ | 3~ | 1x230 V 50 Hz | 3x400 V 50 Hz | H (m) | | | | | | | | | | | |
| **CB 400** | **CBT 400** | 4 | 3 | 3,7 | 3,8 | 16,4 | 6,7 | 63,6 | 63,1 | 62,0 | 60,3 | 58,2 | 55,5 | 52,3 | 48,4 | 43,9 | - | - | - |
| **CB 600** | **CBT 600** | 5,5 | 4 | 5,2 | 5,0 | 23,3 | 9,1 | 76,9 | 76,4 | 75,4 | 73,8 | 71,7 | 69,0 | 65,9 | 62,1 | 58,0 | 53,4 | - | - |
| **-** | **CBT 751** | 7,5 | 5,5 | - | 6,5 | - | 11,5 | 90,7 | 90,0 | 88,9 | 87,3 | 85,3 | 82,9 | 80,1 | 76,8 | 73,1 | 68,8 | 63,7 | - |
| **-** | **CBT 900** | 10 | 7,5 | - | 7,3 | - | 13,3 | 97,5 | 96,6 | 95,4 | 93,7 | 91,7 | 89,2 | 86,5 | 83,3 | 79,8 | 75,2 | 71,2 | 66,4 |

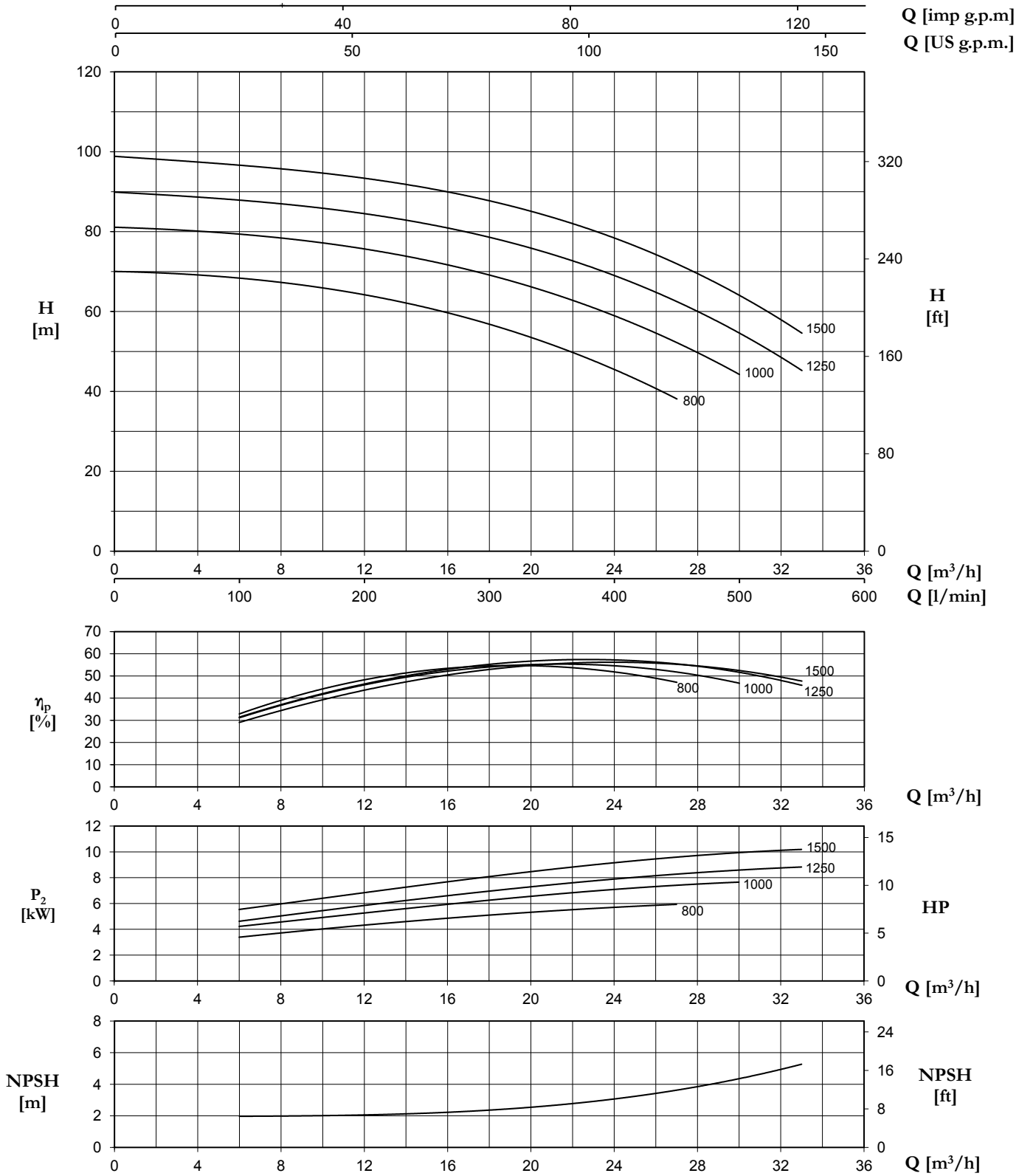


| TYPE | P2 | | P1 (kW) | AMPERE | Q (m³/h - l/min) | | | | | | | |
|---|---|---|---|---|---|---|---|---|---|---|---|---|
| 3~ | | | | 3~ | 0 | 6 | 12 | 18 | 24 | 27 | 30 | 33 |
| | | | | | 0 | 100 | 200 | 300 | 400 | 450 | 500 | 550 |
| | (HP) | (kW) | 3~ | 3x400 V 50 Hz | H (m) | | | | | | | |
| **CBT 800** | 7,5 | 5,5 | 6,7 | 11,1 | 70,0 | 68,5 | 63,9 | 57,1 | 45,3 | 38,2 | - | - |
| **CBT 1000** | 10 | 7,5 | 8,5 | 13,9 | 80,7 | 80,4 | 75,0 | 68,5 | 59,7 | 52,6 | 43,7 | - |
| **CBT 1250** | 12,5 | 9,2 | 9,8 | 16,3 | 89,5 | 88,8 | 84,1 | 77,7 | 69,7 | 63,0 | 54,2 | 45,1 |
| **CBT 1500** | 15 | 11 | 11,2 | 18,6 | 98,3 | 97,8 | 93,5 | 85,7 | 78,9 | 73,3 | 64,0 | 54,0 |

# CB

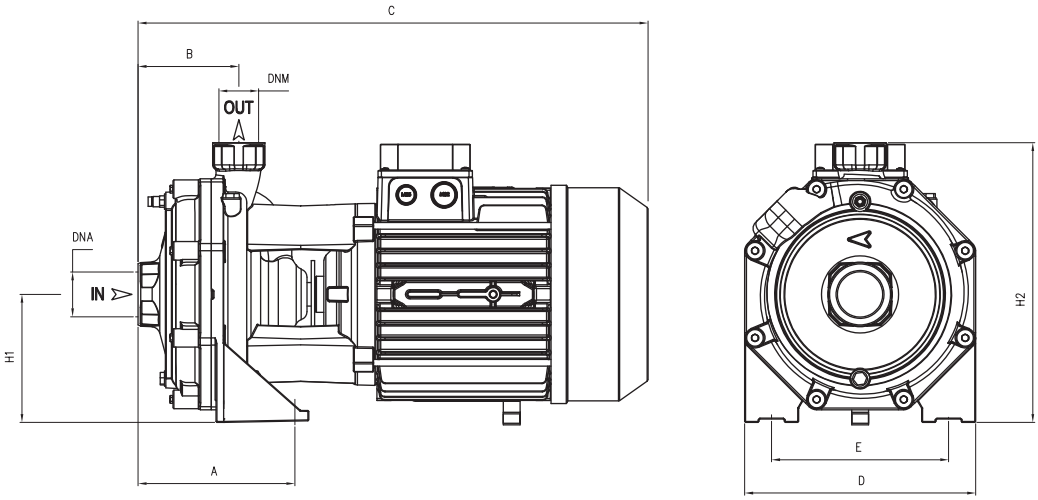


| TYPE | DIMENSIONS (mm) | | | | | | | | | | | | Kg | |
|---|---|---|---|---|---|---|---|---|---|---|---|---|---|---|
| | A | B | C | D | E | H1 | H2 | DNA | DNM | I | L | M | | |
| **CB 100** | 122 | 72 | 328 | 180 | 140 | 98 | 228 | 1″ G | 1″ G | 350 | 195 | 265 | 15,5 | T 15 |
| **CB 160** | 115 | 82 | 385 | 210 | 170 | 110 | 265 | 1″1/4 G | 1″ G | 405 | 225 | 295 | 23,5 | T 22,5 |
| **CB 210** | 115 | 82 | 385 | 210 | 170 | 110 | 265 | 1″1/4 G | 1″ G | 405 | 225 | 295 | 24,5 | T 23,5 |
| **CB 310** | 115 | 82 | 385 | 210 | 170 | 110 | 265 | 1″1/4 G | 1″ G | 405 | 225 | 295 | 29,5 | T 24,5 |
| **CB 400** | 145 | 95,5 | 498 | 266 | 212 | 135 | 305 | 1″1/2 G | 1″1/4 G | 553 | 274 | 318 | 48 | T 44 |
| **CB 600** | 145 | 95,5 | 498 | 266 | 212 | 135 | 305 | 1″1/2 G | 1″1/4 G | 553 | 274 | 318 | 56,5 | T 48 |
| **CBT 751** | 145 | 95,5 | 532 | 266 | 212 | 135 | 305 | 1″1/2 G | 1″1/4 G | 553 | 274 | 318 | 56 | |
| **CBT 900** | 145 | 95,5 | 532 | 266 | 212 | 135 | 305 | 1″1/2 G | 1″1/4 G | 553 | 274 | 318 | 62 | |
| **CBT 800** | 190 | 120 | 605 | 275 | 210 | 150 | 330 | 2″ G | 1″1/4 G | 722 | 290 | 370 | 78 | |
| **CBT 1000** | 190 | 120 | 605 | 275 | 210 | 150 | 330 | 2″ G | 1″1/4 G | 722 | 290 | 370 | 84 | |
| **CBT 1250** | 190 | 120 | 645 | 275 | 210 | 150 | 330 | 2″ G | 1″1/4 G | 722 | 290 | 370 | 91,5 | |
| **CBT 1500** | 190 | 120 | 645 | 275 | 210 | 150 | 330 | 2″ G | 1″1/4 G | 722 | 290 | 370 | 95,5 | |

| TYPE | TRUCK | | CONTAINER | |
|---|---|---|---|---|
| | PALLET (cm) | N° pumps | PALLET (cm) | N° pumps |
| **CB 100** | 90x110x145 | 65 | 90x110x195 | 91 |
| **CB 160 - CBT 310** | 85x110x130 | 40 | 85x110x190 | 60 |
| **CB 310** | 85X110X150 | 24 | 85x110x180 | 30 |
| **CB 400-900** | 80x120x150 | 24 | 80x120x180 | 30 |
| **CBT 800-1500** | 100X120X140 | 18 | 100X120X185 | 24 |

Pompe centrifuga bigirante compatta adatte alla realizzazione di gruppi di pressurizzazioni per impianti civili e industriali; riescono comunque a garantire un ottimo rapporto tra la pressione e la portata.

Two impeller compact centrifugal pumps for constructing pressurisation systems for civil and industrial plant: guarantee good ratio between pressure and flow rate.

Bombas centrífugas con doble rodete compactas apropiadas para realizar unidades de presurización para instalaciones civiles e industriales; en cualquier caso logran garantizar una óptima relación entre la presión y el caudal.

Pompes centrifuges à deux turbines, compactes, aptes à la réalisation de groupes de surpression pour installations civiles et industrielles; elles assurent dans tous les cas un excellent rapport entre pression et débit.

| CARATTERISTICHE COSTRUTTIVE / CONSTRUCTION FEATURES<br>CARACTERÍSTICAS CONSTRUCTIVAS / CARACTÉRISTIQUES D'EXÉCUTION | |
|---|---|
| **Corpo pompa**<br>**Pump body**<br>**Cuerpo bomba**<br>**Corps de pompe** | ghisa<br>cast iron<br>fundición<br>fonte |
| **Supporto motore**<br>**Motor bracket**<br>**Soporte motor**<br>**Support moteur** | ghisa<br>cast iron<br>fundición<br>fonte |
| **Girante**<br>**Impeller**<br>**Rodete**<br>**Turbine** | ottone o Noryl®<br>brass or Noryl®<br>latón o Noryl®<br>laiton ou Noryl® |
| **Tenuta meccanica**<br>**Mechanical seal**<br>**Sello mecánico**<br>**Garniture mécanique** | ceramica-grafite<br>ceramic-graphite<br>cerámica-grafito<br>céramique-graphite |
| **Albero motore**<br>**Motor shaft**<br>**Eje motor**<br>**Arbre moteur** | acciaio AISI 303<br>stainless steel AISI 303<br>acero AISI 303<br>acier AISI 303 |
| **Temperatura del liquido**<br>**Liquid temperature**<br>**Temperatura del liquído**<br>**Température du liquide** | 0 - 50 °C |
| **Pressione di esercizio**<br>**Operating pressure**<br>**Presión de trabajo**<br>**Pression de fonctionnement** | max 8 bar |
| **MOTORE / MOTOR / MOTOR / MOTEUR** | |
| **Motore 2 poli a induzione**<br>**2 pole induction motor**<br>**Motor de 2 polos a inducción**<br>**Moteur à induction à 2 pôles** | 3~ 230/400V-50Hz<br>1~ 230V-50Hz (con termoprotettore)<br>(with thermal protection)<br>(con protección térmica)<br>(avec protection thermique) |
| **Classe di isolamento**<br>**Insulation class**<br>**Clase de aislamiento**<br>**Classe d'isolation** | F |
| **Grado di protezione**<br>**Protection degree**<br>**Grado de protección**<br>**Protection** | IPX4 |

**Pump model code**

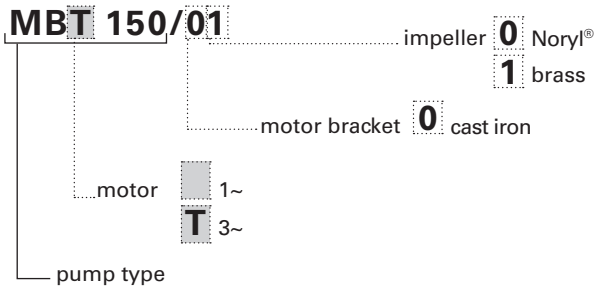


| TYPE | TRUCK | | CONTAINER | |
|---|---|---|---|---|
| | PALLET (cm) | N° pumps | PALLET (cm) | N° pumps |
| MB | 85x110x130 | 40 | 85x110x190 | 60 |

# MB

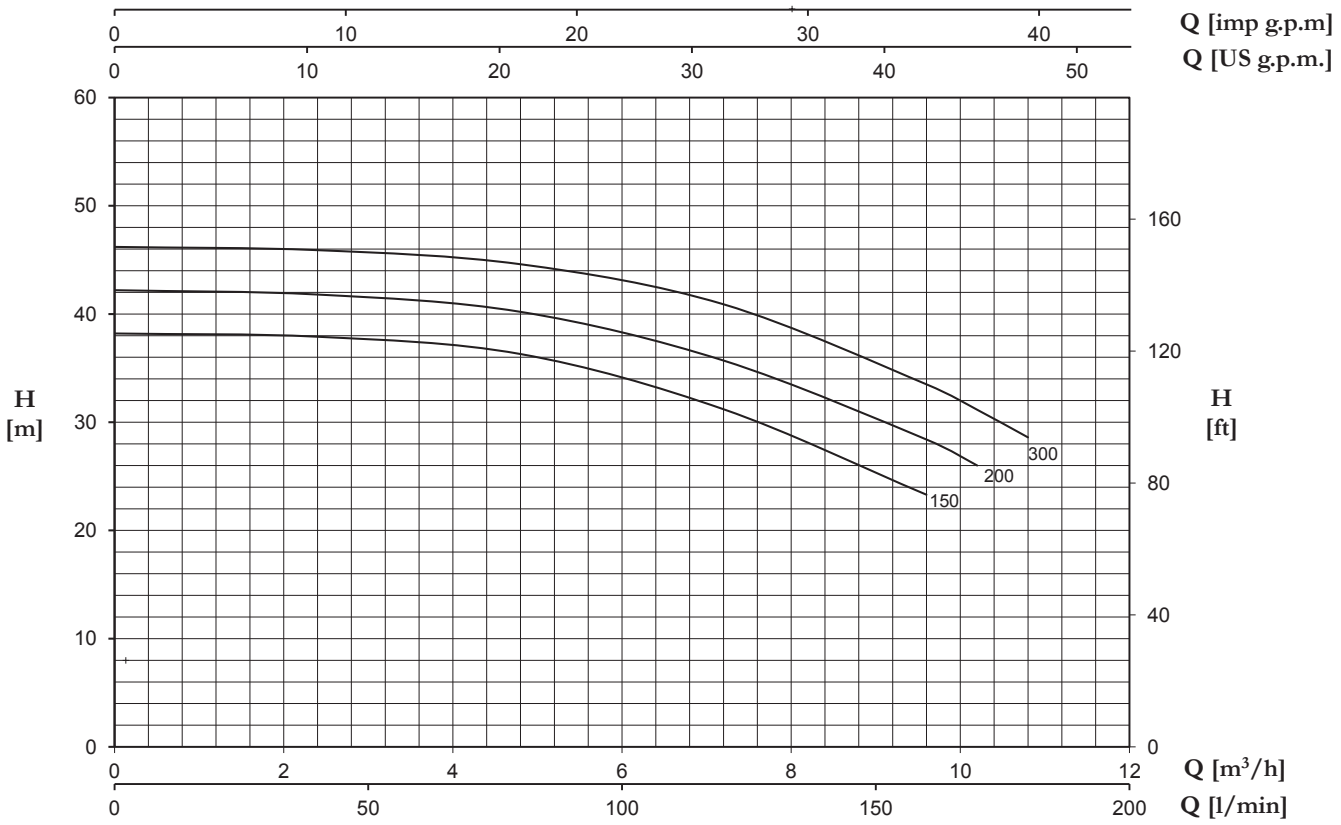


| TYPE | | P2 | | P1 (kW) | | AMPERE | | Q (m³/h - l/min) | | | | | | |
|---|---|---|---|---|---|---|---|---|---|---|---|---|---|---|
| 1~ | 3~ | | | | | 1~ | 3~ | 0 | 2,4 | 4,8 | 7,2 | 9,6 | 10,2 | 10,8 |
| | | | | | | | | 0 | 40 | 80 | 120 | 160 | 170 | 180 |
| | | | | | | 1x230 V 50 Hz | 3x400 V 50 Hz | H (m) | | | | | | |
| | | (HP) | (kW) | 1~ | 3~ | | | | | | | | | |
| **MB 150** | **MBT 150** | 1,5 | 1,1 | 1,6 | 1,5 | 7,2 | 3,1 | 38,2 | 37,9 | 36,3 | 31,2 | 23,3 | - | - |
| **MB 200** | **MBT 200** | 2 | 1,5 | 1,85 | 1,75 | 8,4 | 3,4 | 42,2 | 41,8 | 40,2 | 35,7 | 28,4 | 26,0 | - |
| **MB 300** | **MBT 300** | 3 | 2,2 | 2,15 | 2,05 | 9,7 | 4,3 | 46,2 | 45,9 | 44,6 | 40,9 | 33,5 | 31,2 | 28,6 |

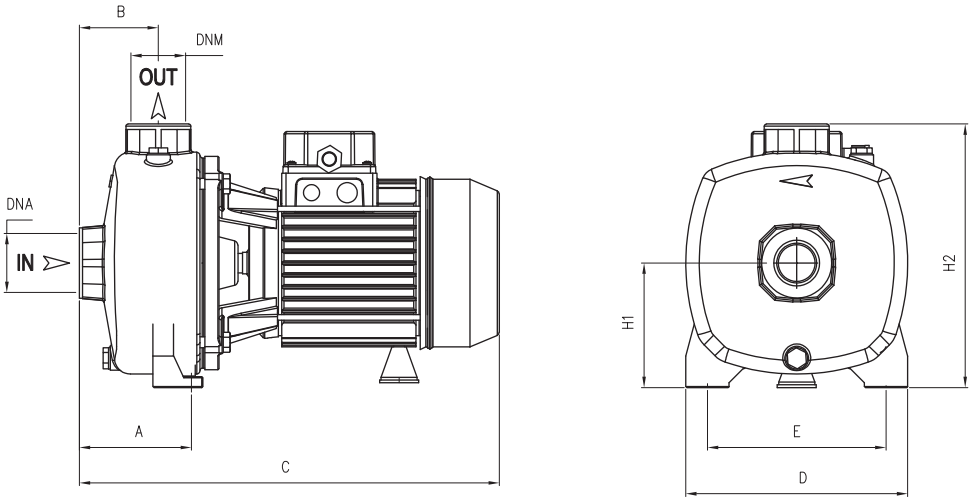


| TYPE | DIMENSIONS (mm) | | | | | | | | | | | | | |
|---|---|---|---|---|---|---|---|---|---|---|---|---|---|---|
| | A | B | C | D | E | H1 | H2 | DNA | DNM | I | L | M | Kg | |
| **MB 150** | 108 | 73 | 385 | 205 | 165 | 115 | 242 | 1"1/2G | 1"1/4G | 405 | 225 | 295 | 22 | T 21 |
| **MB 200** | 108 | 73 | 385 | 205 | 165 | 115 | 242 | 1"1/2G | 1"1/4G | 405 | 225 | 295 | 22,5 | T 21,5 |
| **MB 300** | 108 | 73 | 385 | 205 | 165 | 115 | 242 | 1"1/2G | 1"1/4G | 405 | 225 | 295 | 23,5 | T 22,5 |

# CM EN 733 ~ 2900 r.p.m.



Pompe centrifughe monoblocco ad asse orizzontale costruite secondo le norme EN 733; trovano vasto utilizzo nell'alimentazione idrica, negli impianti di pressurizzazione e antincendio, raffreddamento, riscaldamento, irrigazione, applicazioni agricole e industriali; come standard vengono fornite di controflangia.

Monobloc horizontal centrifugal pumps, constructed in compliance with EN 733 standards; widely used in water supplies, pressurisation and fire-fighting systems, cooling, heating, irrigation, industrial and agricultural applications; standard supply with counter-flange.

Bombas centrífugas monobloque de eje horizontal fabricadas según las normas EN 733; se utilizan en gran parte en la alimentación hídrica, en las instalaciones de presurización y antiincendio, enfriamiento, calefacción, riego, aplicaciones agrícolas e industriales; según el estándar se suministran con contrabrida.

Pompes centrifuges monobloc à axe horizontal, fabriquées conformément aux normes EN 733. Elles trouvent une ample utilisation dans l'approvisionnement d'eau, dans les installations de pressurisation et anti-incendie, refroidissement, chauffage, irrigation, applications agricoles et industrielles; fournies de série avec contre-bride.

| CARATTERISTICHE COSTRUTTIVE / CONSTRUCTION FEATURES<br>CARACTERÍSTICAS CONSTRUCTIVAS / CARACTÉRISTIQUES D'EXÉCUTION | |
|---|---|
| **Corpo pompa**<br>**Pump body**<br>**Cuerpo bomba**<br>**Corps de pompe** | ghisa<br>cast iron<br>fundición<br>fonte |
| **Supporto motore**<br>**Motor bracket**<br>**Soporte motor**<br>**Support moteur** | ghisa<br>cast iron<br>fundición<br>fonte |
| **Girante**<br>**Impeller**<br>**Rodete**<br>**Turbine** | ghisa, bronzo o acciaio<br>cast iron, bronze or stainless steel<br>fundición, bronce o acero<br>fonte, bronze ou acier |
| **Tenuta meccanica**<br>**Mechanical seal**<br>**Sello mecánico**<br>**Garniture mécanique** | ceramica-grafite<br>ceramic-graphite<br>cerámica-grafito<br>céramique-graphite |
| **Sporgenza albero motore**<br>**Pump shaft end**<br>**Bomba eje**<br>**Pompe arbre** | acciaio AISI 304<br>stainless steel AISI 304<br>acero AISI 304<br>acier AISI 304 |
| **Temperatura del liquido**<br>**Liquid temperature**<br>**Temperatura del liquído**<br>**Température du liquide** | -10 ÷ +90 °C |
| **Pressione di esercizio**<br>**Operating pressure**<br>**Presión de trabajo**<br>**Pression de fonctionnement** | max 10 bar |
| **MOTORE / MOTOR / MOTOR / MOTEUR** | |
| **Motore 2 poli a induzione**<br>**2 pole induction motor**<br>**Motor de 2 polos a inducción**<br>**Moteur à induction à 2 pôles** | 3~ 230/400V-50Hz P ⩽ 4kW<br>3~ 400/690V-50Hz P > 4kW<br>1~ 230V-50Hz |
| **Classe di isolamento**<br>**Insulation class**<br>**Clase de aislamiento**<br>**Classe d'isolation** | F |
| **Grado di protezione**<br>**Protection degree**<br>**Grado de protección**<br>**Protection** | IP55 |

**Pump model code**

**CM 50-160A-B**

- impeller
  - cast iron
  - **-B** bronze
  - **-X** AISI 316
- pump type

# CM EN 733 ~ 2900 r.p.m.

| TYPE | $P_2$ nom. | | 1~ | | 3~ | | Q (m³/h - l/min) | | | | | | | | | | | |
|---|---|---|---|---|---|---|---|---|---|---|---|---|---|---|---|---|---|---|
| | | | $P_1$ max | A 1x230V | $P_1$ max | A 3x400V | 0 | 6 | 7,5 | 9 | 12 | 15 | 18 | 21 | 24 | 27 | 30 | 33 |
| | | | | | | | 0 | 100 | 125 | 150 | 200 | 250 | 300 | 350 | 400 | 450 | 500 | 550 |
| | HP | kW | kW | 50 Hz | kW | 50 Hz | H (m) | | | | | | | | | | | |
| **32-160C** | 2 | 1,5 | 2,0 | 9,3 | 1,9 | 3,6 | 23,0 | 22,8 | 22,5 | 22,0 | 21,0 | 19,2 | 16,9 | 14,0 | | | | |
| **32-160B** | 3 | 2,2 | 2,7 | 12,4 | 2,6 | 4,9 | 28,0 | 27,7 | 27,4 | 27,0 | 26,2 | 24,9 | 22,9 | 20,1 | 17,0 | | | |
| **32-160A** | 4 | 3 | - | - | 3,8 | 6,8 | 36,1 | 36,2 | 36,0 | 35,6 | 34,6 | 33,2 | 31,4 | 28,9 | 25,7 | 22,1 | | |
| **32-200C** | 5,5 | 4 | 5,2 | 22,9 | 4,9 | 8,9 | 40,2 | 40,3 | 40,1 | 39,8 | 38,9 | 37,7 | 36,1 | 34,2 | 31,6 | 28,7 | | |
| **32-200B1** | 7,5 | 5,5 | - | - | 6,4 | 11,3 | 48,3 | 48,0 | 47,9 | 47,6 | 46,7 | 45,5 | 44,2 | 42,6 | 40,5 | 37,9 | | |
| **32-200B** | 7,5 | 5,5 | - | - | 6,7 | 11,1 | 48,3 | 48,0 | 47,9 | 47,6 | 46,7 | 45,5 | 44,2 | 42,6 | 40,5 | 37,9 | 35,4 | |
| **32-200A1** | 10 | 7,5 | - | - | 8,2 | 14,5 | 57,9 | 58,3 | 58,4 | 58,4 | 58,0 | 57,1 | 55,6 | 53,8 | 51,4 | 49,2 | 46,6 | |
| **32-200A** | 10 | 7,5 | - | - | 8,6 | 14,1 | 57,9 | 58,3 | 58,4 | 58,4 | 58,0 | 57,1 | 55,6 | 53,8 | 51,4 | 49,2 | 46,6 | 44,3 |
| **32-250C** | 12,5 | 9,2 | - | - | 10,0 | 16,8 | 74,6 | | 72,8 | 72,5 | 71,9 | 70,5 | 68,8 | 66,6 | 64,1 | 61,3 | | |
| **32-250B** | 15 | 11 | - | - | 12,2 | 20,0 | 84,8 | | 84,0 | 83,9 | 83,6 | 82,7 | 81,1 | 78,6 | 75,4 | 73,2 | | |
| **32-250A** | 20 | 15 | - | - | 13,5 | 23,2 | 93,5 | | 93,6 | 93,7 | 93,7 | 93,4 | 92,3 | 90,4 | 87,7 | 85,3 | | |

| TYPE | $P_2$ nom. | | 1~ | | 3~ | | Q (m³/h - l/min) | | | | | | | | | | | | | | | | |
|---|---|---|---|---|---|---|---|---|---|---|---|---|---|---|---|---|---|---|---|---|---|---|---|
| | | | $P_1$ max | A 1x230V | $P_1$ max | A 3x400V | 0 | 9 | 12 | 15 | 18 | 21 | 24 | 27 | 30 | 33 | 36 | 39 | 42 | 45 | 48 | 54 | 60 |
| | | | | | | | 0 | 150 | 200 | 250 | 300 | 350 | 400 | 450 | 500 | 550 | 600 | 650 | 700 | 750 | 800 | 900 | 1000 |
| | HP | kW | kW | 50 Hz | kW | 50 Hz | H (m) | | | | | | | | | | | | | | | | |
| **40-125C** | 2 | 1,5 | 2,0 | 9,3 | 1,9 | 3,6 | 17,9 | 18,5 | 18,4 | 18,1 | 17,5 | 16,6 | 15,6 | 14,3 | 12,8 | 11,1 | 9,4 | | | | | | |
| **40-125B** | 3 | 2,2 | 2,7 | 12,4 | 2,6 | 4,9 | 22,6 | 23,4 | 23,3 | 23,1 | 22,7 | 22,0 | 21,0 | 19,9 | 18,6 | 17,0 | 15,1 | 13,2 | | | | | |
| **40-125A** | 4 | 3 | - | - | 3,6 | 6,5 | 26,8 | 27,6 | 27,7 | 27,6 | 27,2 | 26,5 | 25,7 | 24,6 | 23,4 | 22,0 | 20,3 | 18,5 | 16,8 | | | | |
| **40-160B** | 4 | 3 | 3,8 | 16,7 | 3,8 | 6,8 | 28,2 | 29,2 | 29,2 | 28,9 | 28,3 | 27,5 | 26,5 | 25,3 | 23,8 | 22,3 | 20,5 | | | | | | |
| **40-160A** | 5,5 | 4 | 5,0 | 22,5 | 4,9 | 8,8 | 33,8 | 34,9 | 34,8 | 34,5 | 33,9 | 33,2 | 32,4 | 31,3 | 30,0 | 28,5 | 26,9 | 25,2 | 23,4 | | | | |
| **40-160AP** | 7,5 | 5,5 | - | - | 6,1 | 11,0 | 38,6 | 39,8 | 39,9 | 39,8 | 39,4 | 38,7 | 37,9 | 37,0 | 35,8 | 34,4 | 32,9 | 31,1 | 29,3 | 27,4 | 25,3 | | |
| **40-200B1** | 7,5 | 5,5 | - | - | 6,8 | 12,0 | 44,7 | 45,5 | 45,4 | 45,0 | 44,5 | 43,5 | 42,3 | 41,0 | 39,3 | 37,2 | 34,9 | 32,3 | | | | | |
| **40-200B** | 7,5 | 5,5 | - | - | 6,9 | 11,4 | 44,6 | 45,5 | 45,4 | 45,0 | 44,5 | 43,5 | 42,3 | 41,0 | 39,3 | 37,2 | 34,9 | 32,3 | 29,4 | | | | |
| **40-200A1** | 10 | 7,5 | - | - | 9,0 | 15,5 | 56,2 | 56,5 | 56,5 | 56,3 | 55,9 | 55,1 | 54,1 | 52,8 | 51,2 | 49,3 | 47,0 | 44,4 | | | | | |
| **40-200A** | 10 | 7,5 | - | - | 9,3 | 15,1 | 56,2 | 56,5 | 56,5 | 56,3 | 55,9 | 55,1 | 54,1 | 52,8 | 51,2 | 49,3 | 47,0 | 44,4 | 41,6 | | | | |
| **40-200AP** | 12,5 | 9,2 | - | - | 10,2 | 16,8 | 61,7 | 61,4 | 61,2 | 60,8 | 60,0 | 59,1 | 57,9 | 56,4 | 54,7 | 53,1 | 51,1 | 48,5 | 45,5 | 42,2 | | | |
| **40-250C** | 12,5 | 9,2 | - | - | 11,1 | 18,0 | 64,8 | 64,4 | 64,2 | 63,8 | 63,4 | 62,7 | 61,9 | 61,0 | 59,8 | 57,9 | 55,4 | | | | | | |
| **40-250B** | 15 | 11 | - | - | 13,8 | 22,3 | 73,7 | 73,9 | 74,5 | 73,2 | 71,9 | 71,1 | 70,2 | 69,2 | 68,1 | 66,7 | 64,7 | 62,1 | | | | | |
| **40-250A** | 20 | 15 | - | - | 17,5 | 29,1 | 82,6 | 84,6 | 84,8 | 84,7 | 84,3 | 83,4 | 82,4 | 81,3 | 80,0 | 78,5 | 76,9 | 75,4 | 72,8 | 69,0 | | | |
| **40-250BM** max 14 bar | 25 | 18,5 | - | - | 20,6 | 34,1 | 92,6 | 93,2 | 93,3 | 93,2 | 93,1 | 92,8 | 92,4 | 91,7 | 90,9 | 89,8 | 88,3 | 86,5 | 84,6 | 82,3 | 79,5 | 72,0 | |
| **40-250AM** max 14 bar | 30 | 22 | - | - | 24,4 | 40,3 | 101,7 | 103,0 | 102,8 | 102,3 | 102,2 | 102,0 | 101,7 | 101,2 | 100,4 | 99,4 | 98,1 | 96,5 | 94,8 | 93,1 | 90,9 | 85,0 | 77,5 |

| TYPE | $P_2$ nom. | | 1~ | | 3~ | | Q (m³/h - l/min) | | | | | | | | | | | | | | | | | | |
|---|---|---|---|---|---|---|---|---|---|---|---|---|---|---|---|---|---|---|---|---|---|---|---|---|---|
| | | | $P_1$ max | A 1x230V | $P_1$ max | A 3x400V | 0 | 12 | 15 | 18 | 21 | 24 | 27 | 30 | 33 | 36 | 39 | 42 | 45 | 48 | 54 | 60 | 66 | 72 | 78 |
| | | | | | | | 0 | 200 | 250 | 300 | 350 | 400 | 450 | 500 | 550 | 600 | 650 | 700 | 750 | 800 | 900 | 1000 | 1100 | 1200 | 1300 |
| | HP | kW | kW | 50 Hz | kW | 50 Hz | H (m) | | | | | | | | | | | | | | | | | | |
| **50-125B** | 4 | 3 | 3,6 | 16,1 | 3,8 | 6,8 | 20,0 | 20,6 | 20,6 | 20,4 | 20,3 | 20,1 | 19,9 | 19,6 | 19,2 | 18,7 | 18,2 | 17,6 | 17,0 | 16,4 | 15,0 | 13,2 | 11,3 | 9,2 | |
| **50-125A** | 5,5 | 4 | 5,0 | 22,5 | 4,8 | 8,8 | 23,7 | 24,3 | 24,3 | 24,2 | 24,1 | 23,9 | 23,7 | 23,3 | 23,0 | 22,6 | 22,1 | 21,7 | 21,2 | 20,7 | 19,6 | 18,2 | 16,4 | 14,2 | |
| **50-160B1** | 7,5 | 5,5 | - | - | 6,5 | 11,4 | 32,1 | | | | 33,5 | 33,4 | 33,1 | 32,7 | 32,2 | 31,6 | 31,0 | 30,2 | 29,2 | 28,3 | 26,2 | 23,9 | 21,5 | | |
| **50-160B** | 7,5 | 5,5 | - | - | 6,5 | 10,9 | 32,1 | | | | 33,5 | 33,4 | 33,1 | 32,7 | 32,2 | 31,6 | 31,0 | 30,2 | 29,1 | 28,3 | 26,2 | 23,9 | 21,5 | 18,9 | |
| **50-160A1** | 10 | 7,5 | - | - | 8,6 | 15,1 | 38,1 | | | | 39,8 | 39,8 | 39,8 | 39,6 | 39,2 | 38,8 | 38,3 | 37,7 | 37,7 | 36,1 | 34,1 | 32,1 | 29,9 | 27,6 | |
| **50-160A** | 10 | 7,5 | - | - | 8,8 | 14,4 | 38,1 | | | | 39,8 | 39,8 | 39,7 | 39,5 | 39,2 | 38,8 | 38,3 | 37,7 | 36,9 | 36,0 | 34,2 | 32,2 | 29,7 | 27,4 | 25,4 |
| **50-200C** | 12,5 | 9,2 | - | - | 10,4 | 17,2 | 48,2 | | | | | 49,7 | 49,2 | 48,5 | 47,7 | 46,9 | 45,9 | 44,9 | 43,7 | 42,6 | 40,0 | 36,0 | 32,3 | 28,9 | |
| **50-200B** | 15 | 11 | - | - | 11,9 | 19,5 | 53,1 | | | | | 54,6 | 54,1 | 53,5 | 52,9 | 52,2 | 51,4 | 50,4 | 49,3 | 48,1 | 45,5 | 42,7 | 38,8 | 35,0 | |
| **50-200A** | 20 | 15 | - | - | 14,6 | 24,7 | 59,9 | | | | | 61,8 | 61,5 | 61,0 | 60,4 | 59,7 | 58,8 | 58,0 | 57,1 | 56,0 | 53,6 | 50,8 | 47,8 | 44,4 | 39,8 |
| **50-250C** | 20 | 15 | - | - | 17,2 | 28,6 | 69,2 | | | | | | 68,2 | 67,7 | 67,0 | 66,3 | 65,6 | 64,7 | 63,8 | 62,8 | 59,9 | 56,2 | 52,1 | | |
| **50-250B** | 25 | 18,5 | - | - | 20,7 | 34,3 | 78,8 | | | | | | 78,4 | 78,0 | 77,6 | 77,0 | 76,1 | 75,1 | 74,0 | 72,9 | 70,3 | 66,9 | 62,9 | 58,5 | |
| **50-250A** | 30 | 22 | - | - | 24,8 | 40,9 | 88,5 | | | | | | 88,3 | 88,1 | 87,7 | 87,2 | 86,6 | 85,8 | 84,8 | 83,8 | 81,4 | 78,5 | 75,0 | 70,2 | 64,8 |

| TYPE | $P_2$ nom. | | 3~ | | Q (m³/h - l/min) | | | | | | | | | | | | | | | | | | | | |
|---|---|---|---|---|---|---|---|---|---|---|---|---|---|---|---|---|---|---|---|---|---|---|---|---|---|
| | | | $P_1$ max | A 3x400V 50 Hz | 0 | 30 | 33 | 36 | 39 | 42 | 45 | 48 | 54 | 60 | 66 | 72 | 78 | 84 | 96 | 108 | 120 | 132 | 138 | 144 | 150 |
| | | | | | 0 | 500 | 550 | 600 | 650 | 700 | 750 | 800 | 900 | 1000 | 1100 | 1200 | 1300 | 1400 | 1600 | 1800 | 2000 | 2200 | 2300 | 2400 | 2500 |
| | HP | kW | kW | | H (m) | | | | | | | | | | | | | | | | | | | | |
| **65-125B1** | 7,5 | 5,5 | 6,4 | 11,3 | 19,7 | 20,6 | 20,5 | 20,4 | 20,4 | 20,3 | 20,2 | 20,2 | 20,0 | 19,7 | 19,3 | 18,8 | 18,2 | 17,5 | 16,3 | 15,0 | | | | | |
| **65-125B** | 7,5 | 5,5 | 6,6 | 11,0 | 19,7 | 20,6 | 20,5 | 20,4 | 20,4 | 20,3 | 20,2 | 20,2 | 20,0 | 19,7 | 19,3 | 18,8 | 18,2 | 17,5 | 16,3 | 15,0 | 13,1 | | | | |
| **65-125A1** | 10 | 7,5 | 8,6 | 15,1 | 24,6 | 25,2 | 25,2 | 25,1 | 25,1 | 25,0 | 24,8 | 24,9 | 24,7 | 24,5 | 24,2 | 23,9 | 23,5 | 23,0 | 22,0 | 20,6 | 18,8 | | | | |
| **65-125A** | 10 | 7,5 | 8,8 | 14,4 | 24,6 | 25,2 | 25,2 | 25,1 | 25,1 | 25,0 | 24,9 | 24,9 | 24,7 | 24,5 | 24,2 | 23,9 | 23,5 | 23,0 | 22,0 | 20,6 | 18,8 | 16,8 | | | |
| **65-160C** | 12,5 | 9,2 | 10,1 | 16,8 | 28,9 | | | | | 30,6 | 30,5 | 30,3 | 30,0 | 29,6 | 29,1 | 28,5 | 27,9 | 27,2 | 25,3 | 22,9 | 20,2 | 17,5 | 16,0 | 13,9 | |
| **65-160B** | 15 | 11 | 12,7 | 20,6 | 33,2 | | | | | 35,1 | 35,0 | 34,9 | 34,6 | 34,3 | 33,8 | 33,3 | 32,8 | 32,1 | 30,4 | 28,2 | 25,5 | 22,5 | 21,4 | 20,4 | |
| **65-160A** | 20 | 15 | 17,1 | 28,5 | 40,1 | | | | | 42,5 | 42,5 | 42,5 | 42,3 | 42,1 | 41,8 | 41,4 | 41,0 | 40,4 | 38,9 | 37,1 | 35,3 | 32,8 | 31,7 | 30,9 | |
| **65-200C** | 20 | 15 | 17,0 | 28,3 | 44,4 | | | | | | | | 46,1 | 45,4 | 44,7 | 44,0 | 43,2 | 42,4 | 40,3 | 37,5 | 33,7 | 28,9 | 26,8 | | |
| **65-200B** | 25 | 18,5 | 21,2 | 34,8 | 51,7 | | | | | | | | 53,9 | 53,4 | 52,7 | 52,0 | 51,3 | 50,4 | 48,6 | 45,9 | 43,0 | 39,4 | 37,1 | 34,6 | |
| **65-200A** | 30 | 22,5 | 25,4 | 41,7 | 60,3 | | | | | | | | 61,8 | 61,4 | 61,0 | 60,4 | 59,8 | 59,1 | 57,1 | 54,6 | 51,6 | 48,3 | 46,5 | 44,4 | |
| **65-250B** | 40 | 30 | 30,8 | 55,3 | 80,6 | | | | | | | | 80,6 | 79,5 | 78,4 | 77,1 | 75,7 | 74,1 | 70,4 | 66,1 | 61,0 | 54,7 | 51,0 | 47,3 | |
| **65-250A** | 50 | 37 | 37,0 | 69,2 | 91,6 | | | | | | | | 91,6 | 90,8 | 89,8 | 88,6 | 87,4 | 85,9 | 82,5 | 77,8 | 72,8 | 67,4 | 64,3 | 60,8 | 57,9 |

| TYPE | $P_2$ nom. | | 3~ | | Q (m³/h - l/min) | | | | | | | | | | | | | | | | | | |
|---|---|---|---|---|---|---|---|---|---|---|---|---|---|---|---|---|---|---|---|---|---|---|---|
| | | | $P_1$ max | A 3x400V 50 Hz | 0 | 66 | 72 | 78 | 84 | 96 | 108 | 120 | 132 | 138 | 144 | 156 | 168 | 180 | 195 | 210 | 225 | 240 |
| | | | | | 0 | 1100 | 1200 | 1300 | 1400 | 1600 | 1800 | 2000 | 2200 | 2300 | 2400 | 2600 | 2800 | 3000 | 3250 | 3500 | 3750 | 4000 |
| | HP | kW | kW | | H (m) | | | | | | | | | | | | | | | | | |
| **80-160E** | 12,5 | 9,2 | 9,8 | 16,3 | 21,5 | 22,9 | 22,5 | 22,1 | 21,6 | 20,8 | 19,9 | 18,9 | 17,7 | 17,2 | 16,6 | 15,3 | 13,7 | | | | | |
| **80-160D** | 15 | 11 | 12,2 | 20,0 | 25,4 | 27,3 | 27,0 | 26,6 | 26,3 | 25,4 | 24,5 | 23,5 | 22,4 | 21,8 | 21,2 | 19,9 | 18,3 | 16,4 | | | | |
| **80-160C** | 20 | 15 | 14,5 | 24,5 | 29,0 | 30,9 | 30,7 | 30,4 | 30,1 | 29,4 | 28,5 | 27,4 | 26,3 | 25,8 | 25,3 | 24,1 | 22,5 | 20,7 | 18,4 | | | |
| **80-160B** | 25 | 18,5 | 18,1 | 30,3 | 33,6 | 35,9 | 35,7 | 35,4 | 35,2 | 34,5 | 33,7 | 32,9 | 32,0 | 31,6 | 31,1 | 30,0 | 28,6 | 27,0 | 24,5 | 22,0 | | |
| **80-160A** | 30 | 22,5 | 22,0 | 37,0 | 38,0 | 40,5 | 40,4 | 40,2 | 40,1 | 39,6 | 39,1 | 38,4 | 37,5 | 37,1 | 36,6 | 35,4 | 34,1 | 32,6 | 30,4 | 28,3 | 23,9 | |
| **80-200B** | 40 | 30 | 32,0 | 57,2 | 50,4 | | | | 54,5 | 53,9 | 53,2 | 52,3 | 51,3 | 50,7 | 50,2 | 48,9 | 47,4 | 45,8 | 43,4 | 40,9 | 38,5 | |
| **80-200A** | 50 | 37 | 38,6 | 71,6 | 57,3 | | | | 61,7 | 61,3 | 60,6 | 59,4 | 58,2 | 57,8 | 57,5 | 56,8 | 55,4 | 53,7 | 51,5 | 49,1 | 46,6 | 43,9 |

| TYPE | $P_2$ nom. | | 3~ | | Q (m³/h - l/min) | | | | | | | | | | | | | | | | |
|---|---|---|---|---|---|---|---|---|---|---|---|---|---|---|---|---|---|---|---|---|---|
| | | | $P_1$ max | A 3x400V 50 Hz | 0 | 96 | 108 | 120 | 132 | 138 | 144 | 156 | 168 | 180 | 195 | 210 | 225 | 240 | 270 | 300 | 330 |
| | | | | | 0 | 1600 | 1800 | 2000 | 2200 | 2300 | 2400 | 2600 | 2800 | 3000 | 3250 | 3500 | 3750 | 4000 | 4500 | 5000 | 5500 |
| | HP | kW | kW | | H (m) | | | | | | | | | | | | | | | | |
| **100-160B** | 40 | 30 | 31,9 | 57,1 | 41,7 | 40,7 | 40,8 | 40,7 | 40,4 | 40,3 | 40,1 | 39,6 | 39,1 | 38,5 | 37,8 | 37,0 | 36,1 | 35,0 | 32,3 | 29,2 | 25,7 |
| **100-160A** | 50 | 37 | 37,5 | 70,2 | 46,0 | 45,1 | 45,2 | 45,1 | 44,9 | 44,8 | 44,7 | 44,3 | 43,9 | 43,3 | 42,7 | 42,0 | 41,1 | 40,2 | 37,9 | 35,0 | 31,9 |

# CM EN 733 ~ 2900 r.p.m.

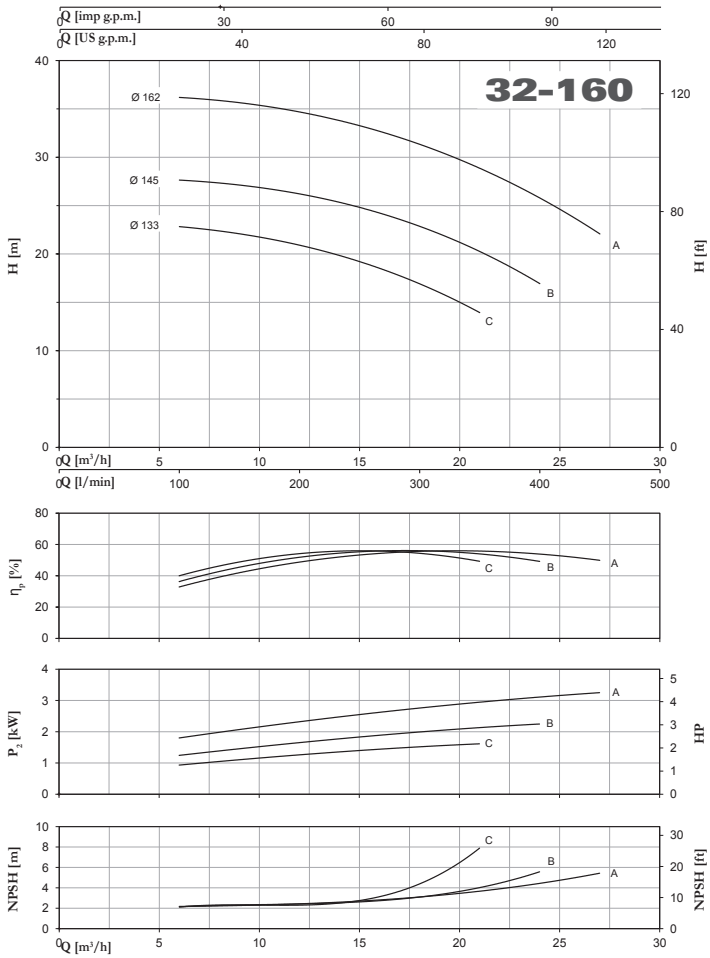


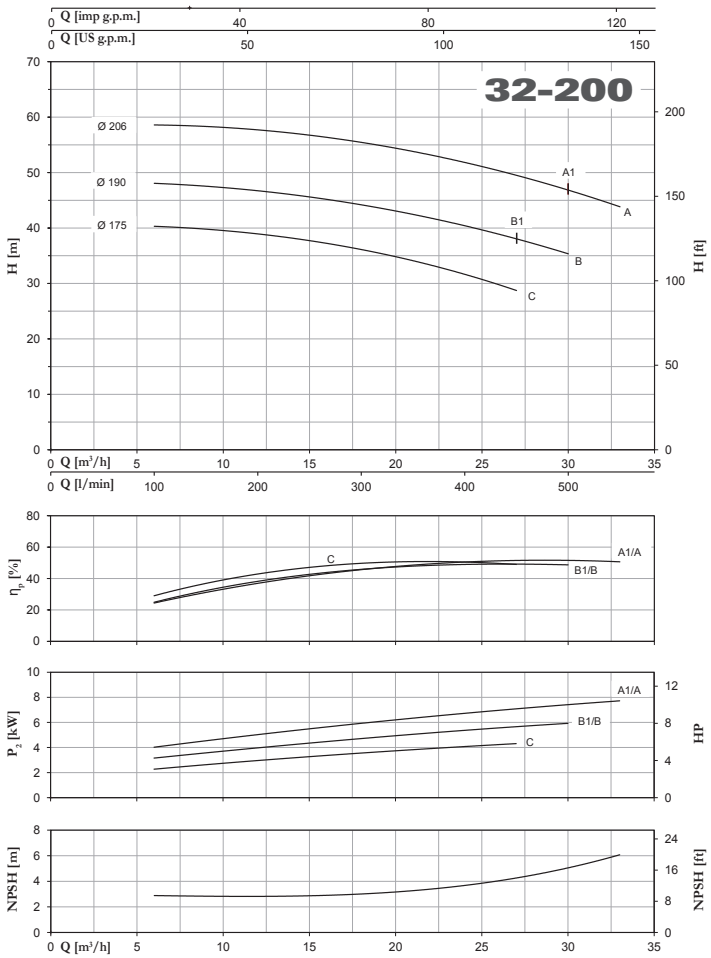


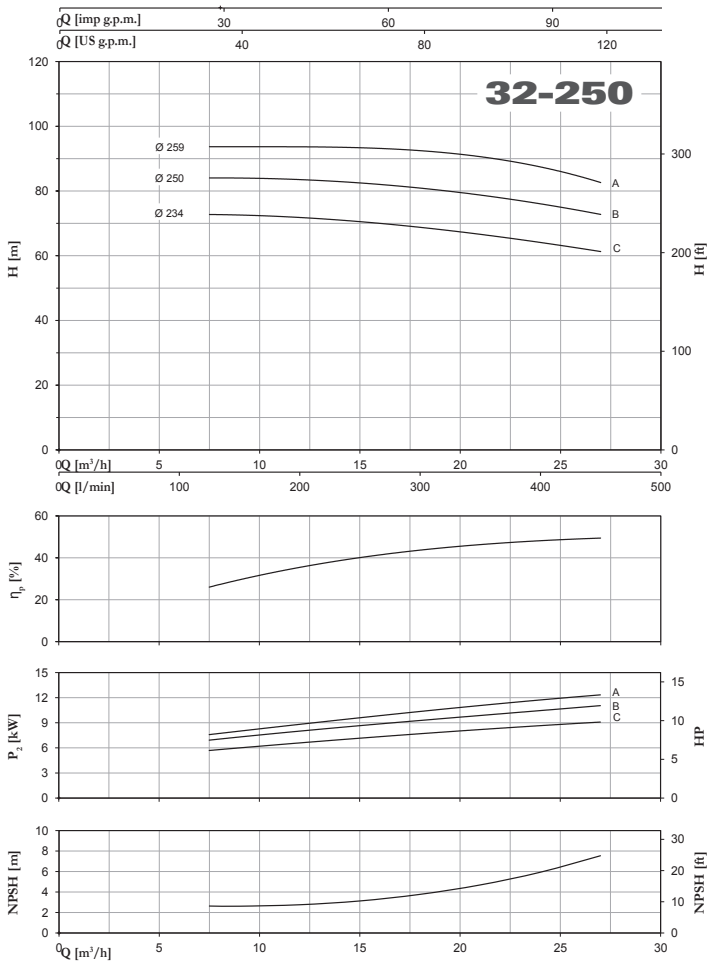


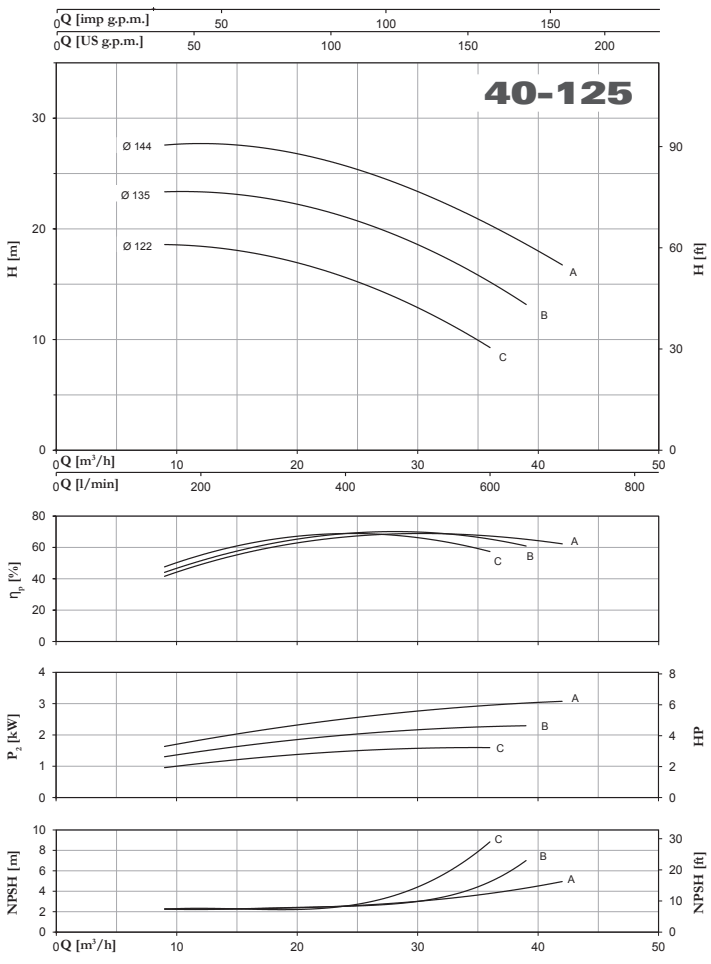




Tolerance: ISO 9906:2012 - Grade 3B

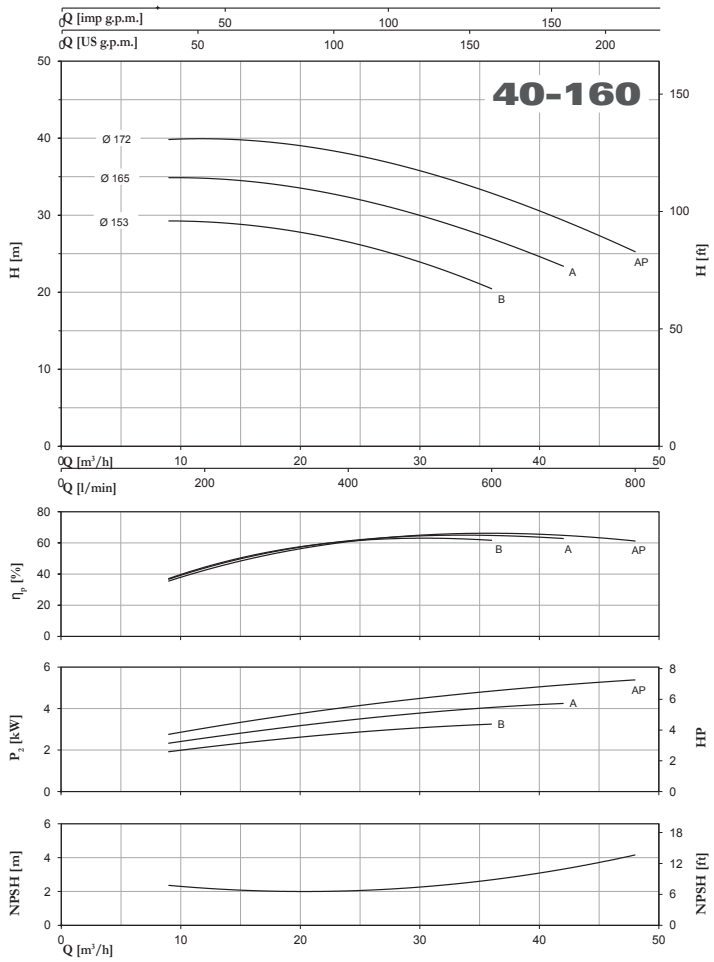
40-160
Q [imp g.p.m.]
Q [US g.p.m.]
H [m]
H [ft]
Ø 172
Ø 165
Ø 153
AP
A
B
Q [m³/h]
Q [l/min]
η_p [%]
P₂ [kW]
HP
NPSH [m]
NPSH [ft]

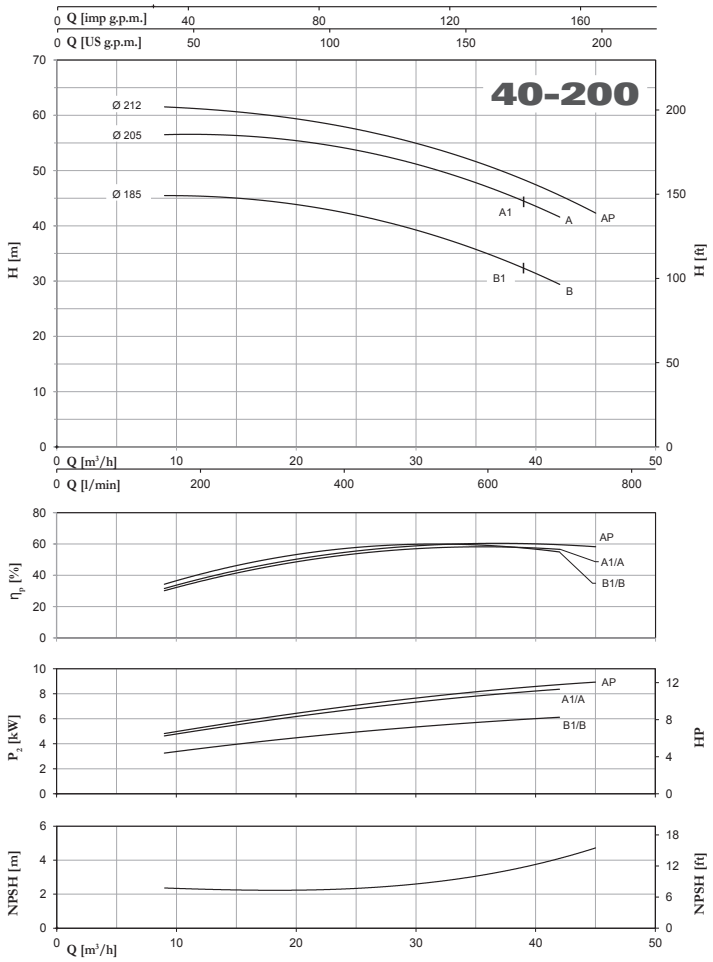
40-200
Q [imp g.p.m.]
Q [US g.p.m.]
H [m]
H [ft]
Ø 212
Ø 205
Ø 185
A1
A
AP
B1
B
Q [m³/h]
Q [l/min]
η_p [%]
A1/A
B1/B
P₂ [kW]
HP
NPSH [m]
NPSH [ft]

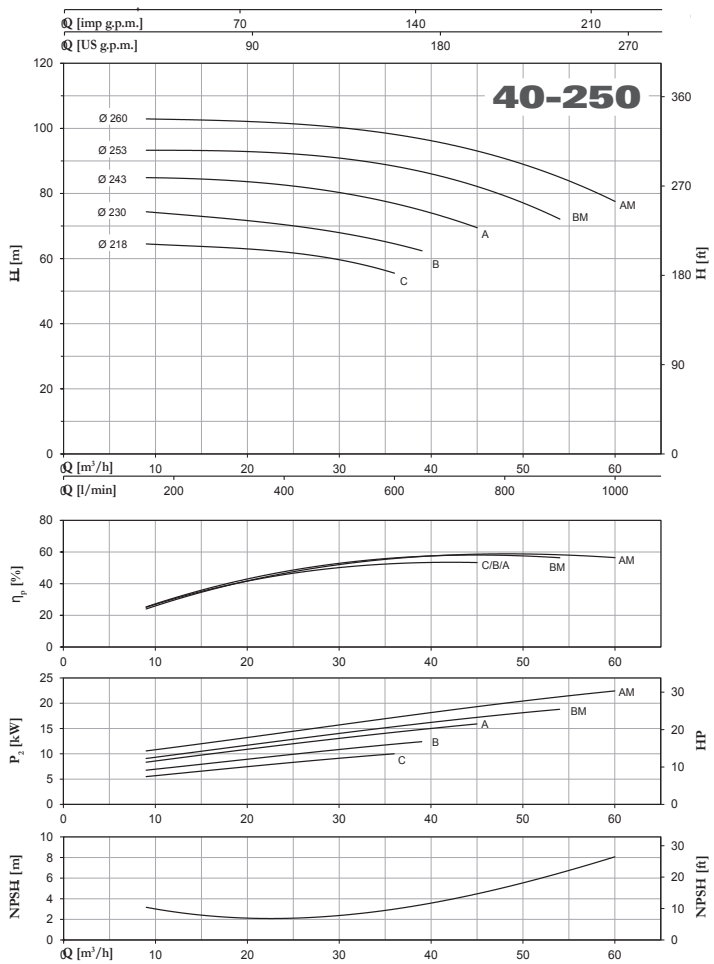
40-250
Q [imp g.p.m.]
Q [US g.p.m.]
H [m]
H [ft]
Ø 260
Ø 253
Ø 243
Ø 230
Ø 218
AM
BM
A
B
C
Q [m³/h]
Q [l/min]
η_p [%]
C/B/A
P₂ [kW]
HP
NPSH [m]
NPSH [ft]

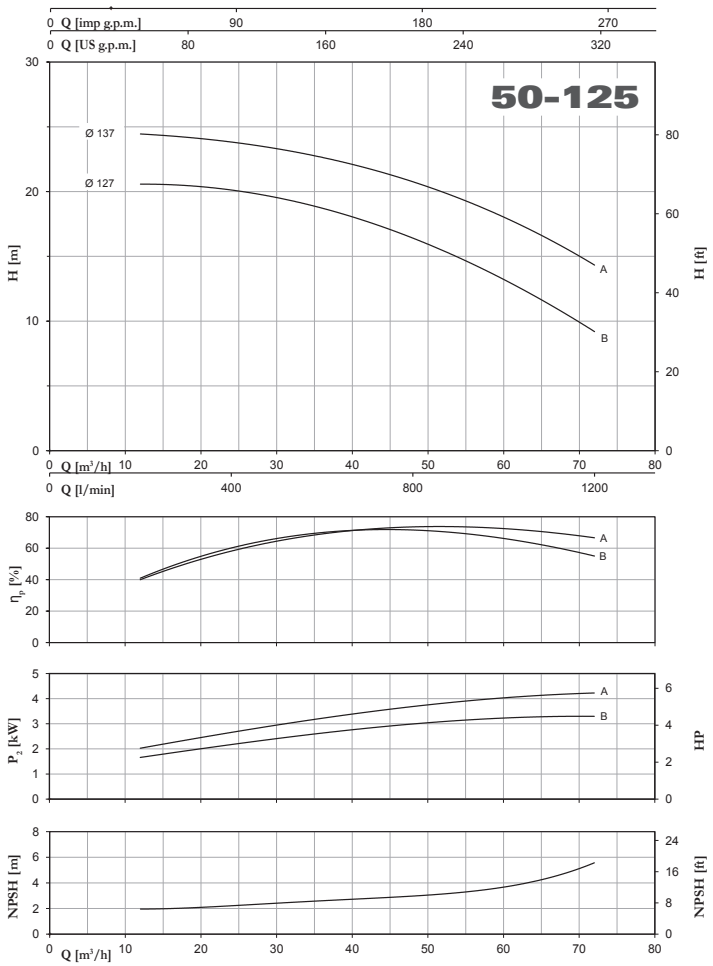
50-125
Q [imp g.p.m.]
Q [US g.p.m.]
H [m]
H [ft]
Ø 137
Ø 127
A
B
Q [m³/h]
Q [l/min]
η_p [%]
P₂ [kW]
HP
NPSH [m]
NPSH [ft]

# CM EN 733 ~ 2900 r.p.m.

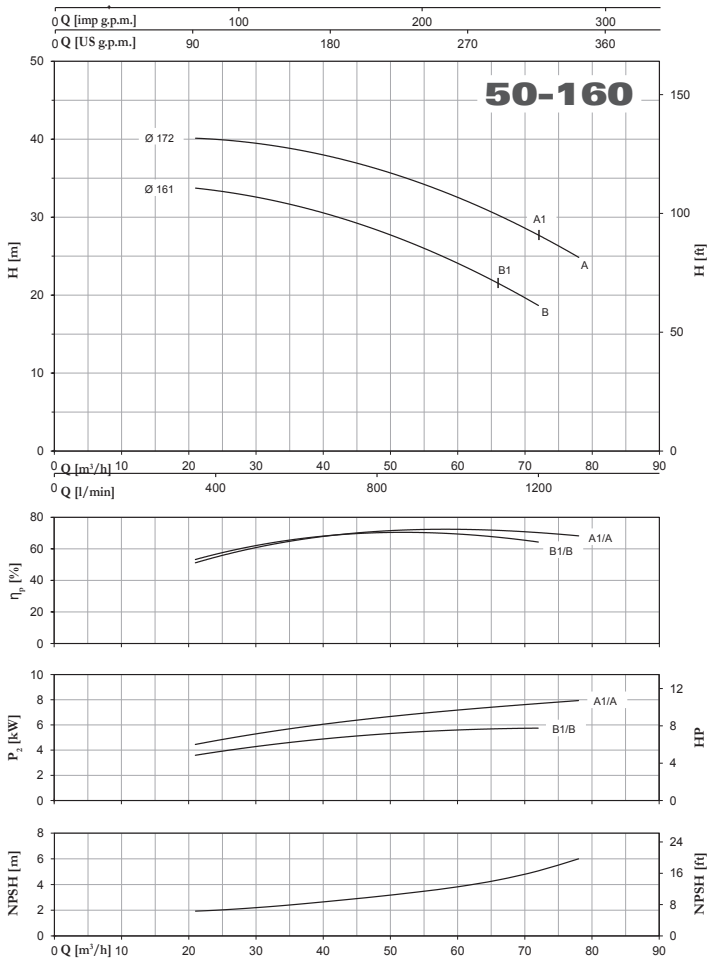


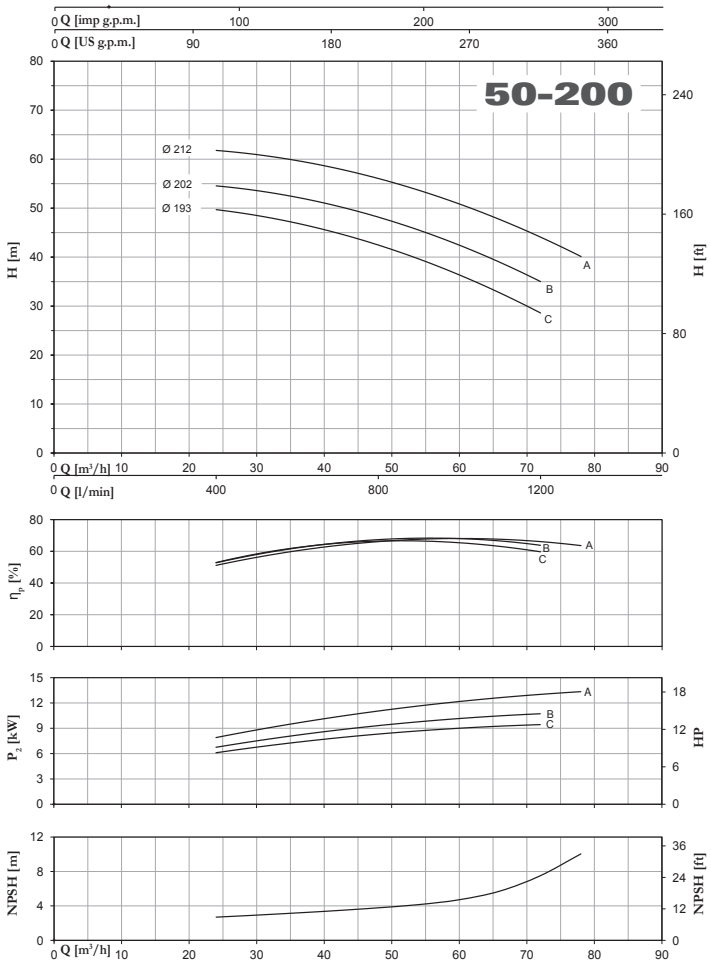


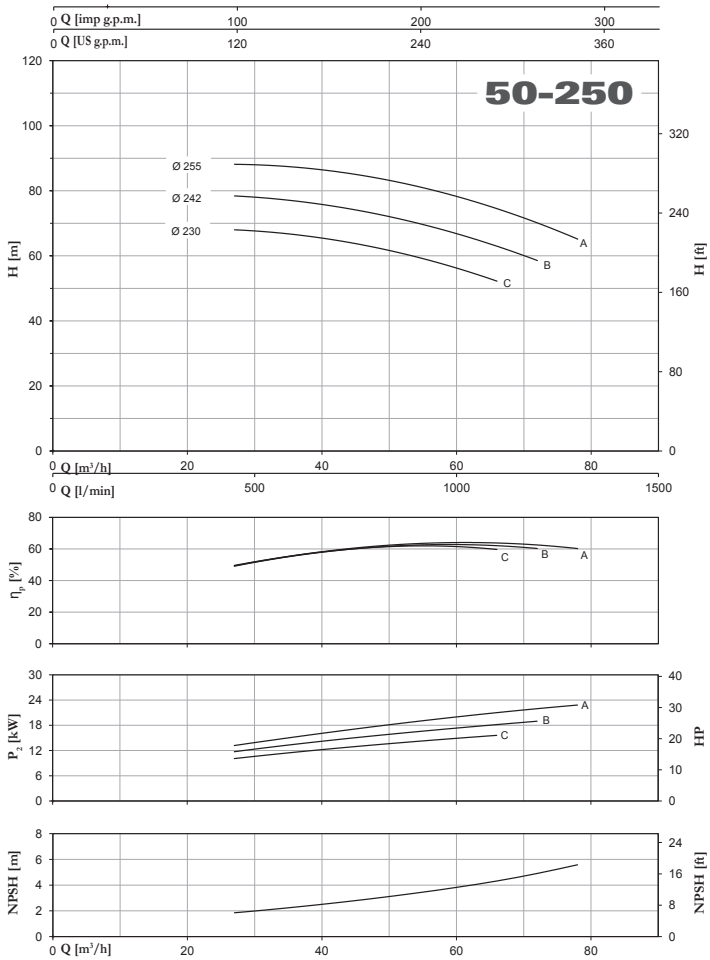


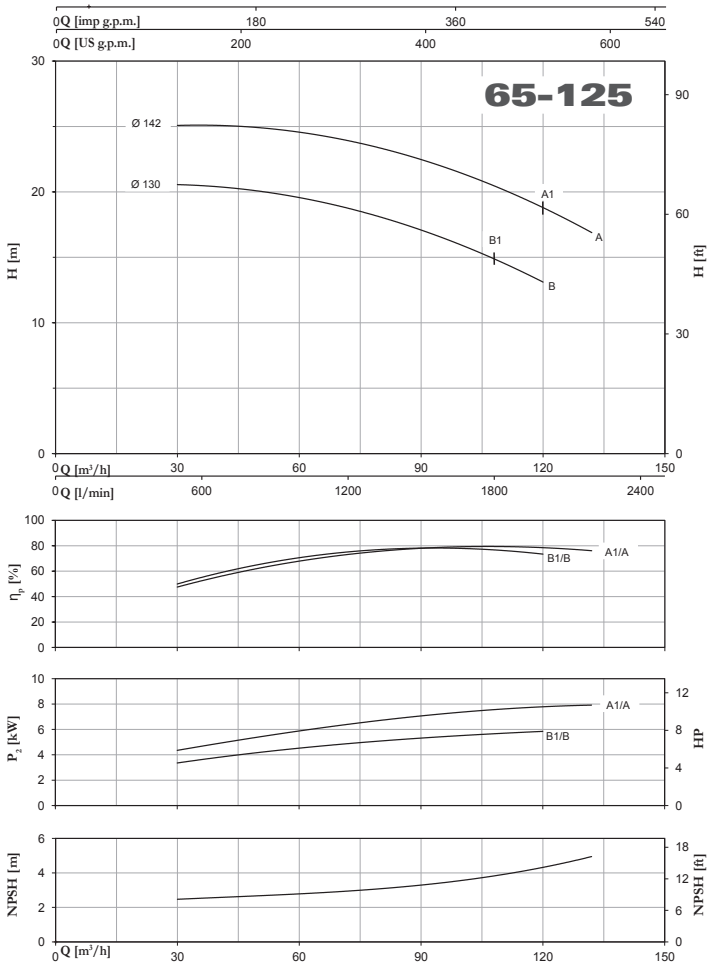




Tolerance: ISO 9906:2012 - Grade 3B

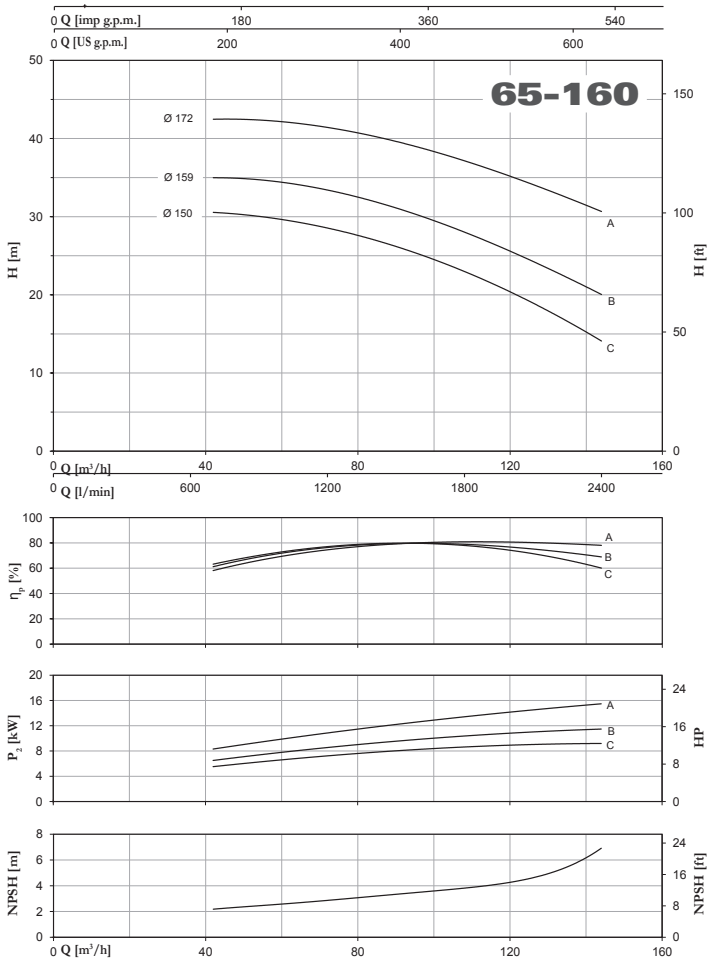


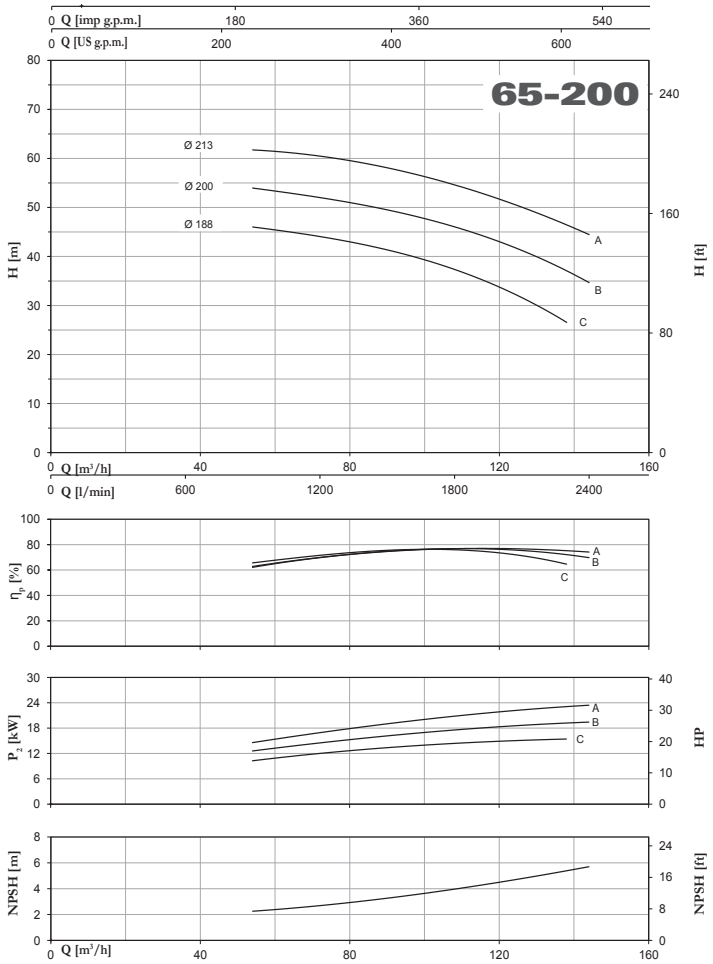


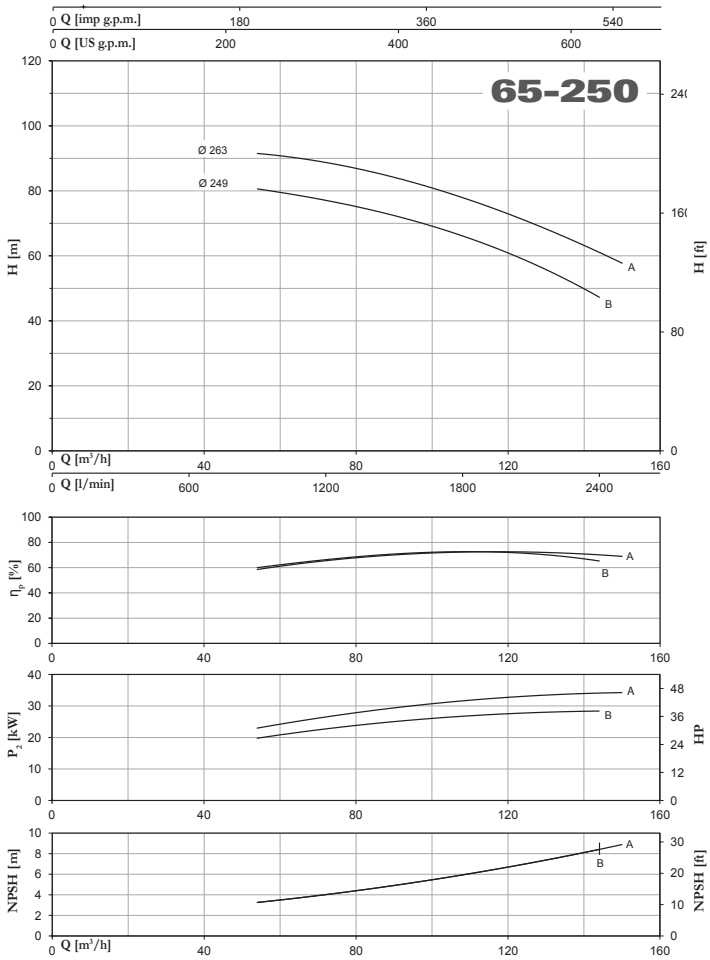


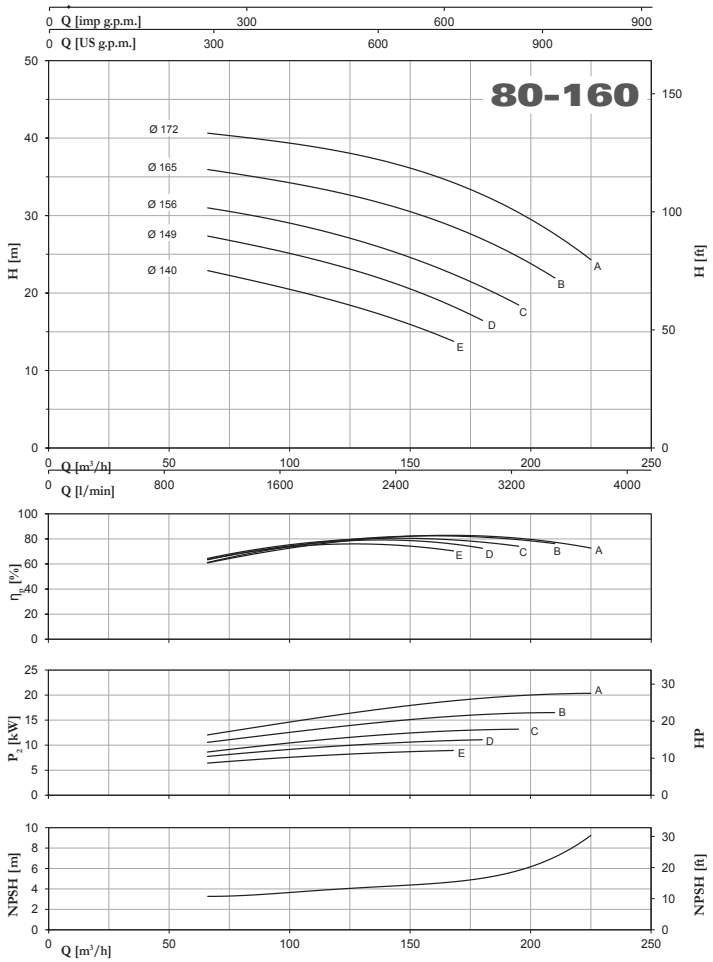


Tolerance: ISO 9906:2012 - Grade 3B

# CM EN 733 ~ 2900 r.p.m.

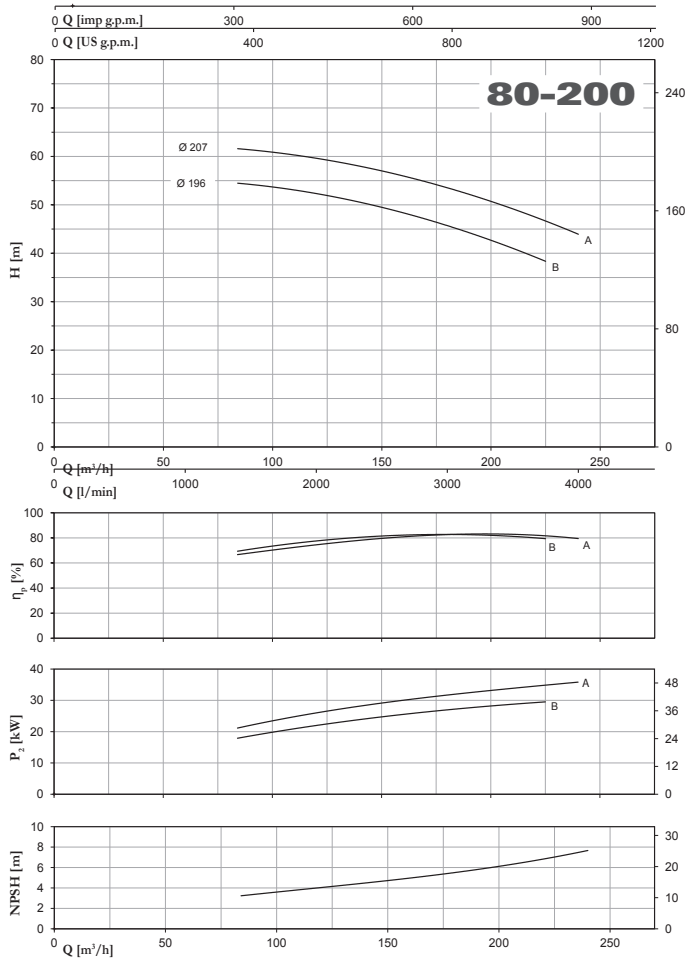


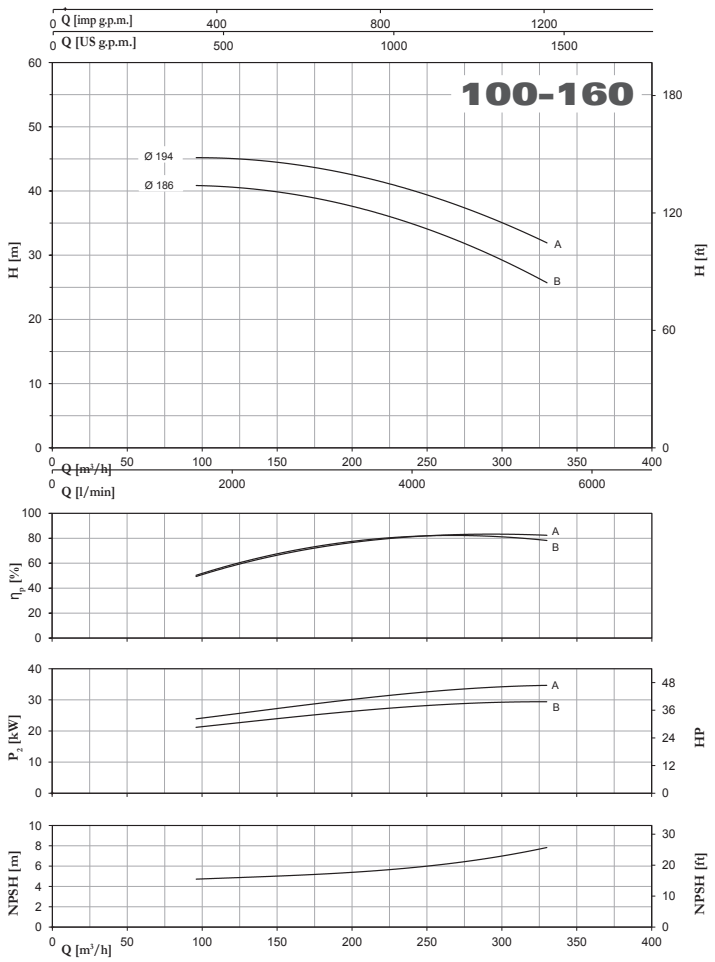


Tolerance: ISO 9906:2012 - Grade 3B

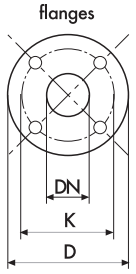


| DIMENSIONS (mm) | | | | |
|---|---|---|---|---|
| DN | D | K | holes | |
| | | | n° | Ø |
| 32 | 140 | 100 | 4 | 18 |
| 40 | 150 | 110 | 4 | 18 |
| 50 | 165 | 125 | 4 | 18 |
| 65 | 185 | 145 | 4 | 18 |
| 80 | 200 | 160 | 8 | 18 |
| 100 | 220 | 180 | 8 | 18 |
| 125 | 250 | 210 | 8 | 18 |

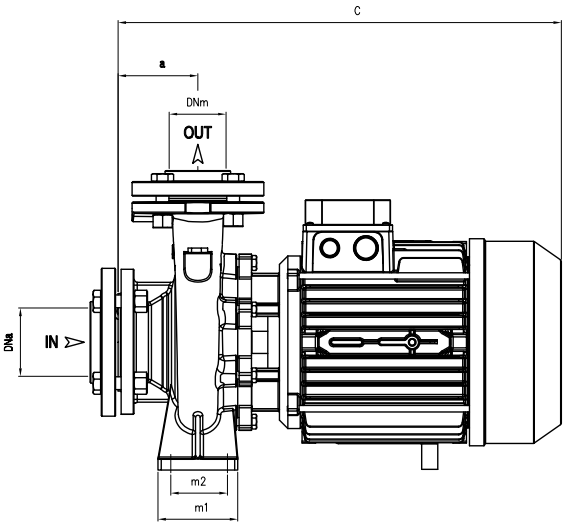


| TYPE | TRUCK | | CONTAINER | |
|---|---|---|---|---|
| | PALLET (cm) | N° pumps | PALLET (cm) | N° pumps |
| **32-160** | 80X120X155 | 24 | 80X120X190 | 30 |
| **32-200 C** | 80X120X155 | 24 | 80X120X180 | 24 |
| **32-200 A/B** | 100X120X140 | 18 | 100X120X185 | 24 |
| **32-250 A** | 85X110X120 | 6 | 85X110X170 | 9 |
| **32-250 B/C** | 80X120X120 | 6 | 80X120X170 | 9 |
| **40-125** | 80X120X155 | 24 | 80X120X190 | 30 |
| **40-160** | 80X120X155 | 24 | 80X120X190 | 30 |
| **40-200** | 100X120X140 | 18 | 100X120X185 | 24 |
| **40-250 A** | 85X110X120 | 6 | 85X110X170 | 9 |
| **40-250 B/C** | 80X120X120 | 6 | 80X120X170 | 9 |
| **50-125** | 80X120X120 | 24 | 80X120X180 | 24 |
| **50-160** | 100X120X140 | 18 | 100X120X185 | 24 |
| **50-200 A** | 85X110X120 | 6 | 85X110X170 | 9 |
| **50-200 B/C** | 80X120X120 | 6 | 80X120X170 | 9 |
| **50-250** | 80X120X120 | 6 | 80X120X170 | 9 |
| **65-125** | 100X120X140 | 18 | 100X120X185 | 24 |
| **65-160** | 85X110X120 | 6 | 85X110X170 | 9 |
| **65-200** | 85X110X120 | 6 | 85X110X170 | 9 |
| **65-250** | 85X110X130 | 4 | 85X110X190 | 6 |
| **80-160** | 85X110X120 | 6 | 85X110X170 | 9 |
| **80-200** | 85X110X130 | 4 | 85X110X190 | 6 |

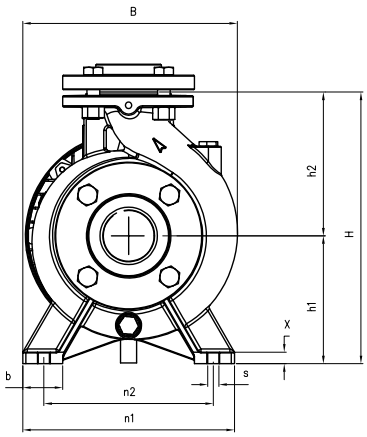

| MEC | 3~ TYPE | 1~ TYPE | DIMENSIONS (mm) | | | | | | | | | | | | | | | | | | Kg |
|---|---|---|---|---|---|---|---|---|---|---|---|---|---|---|---|---|---|---|---|---|---|
| | | | DNa | DNm | a | h1 | h2 | m1 | m2 | n1 | n2 | b | x | s | C | B | H | I | L | M | |
| 90 | **32-160 C** | **32-160 C** | 50 | 32 | 80 | 132 | 160 | 100 | 70 | 240 | 190 | 50 | 12 | 14 | 530 | 240 | 292 | 551 | 250 | 341 | 41 |
| 90 | **32-160 B** | **32-160 B** | 50 | 32 | 80 | 132 | 160 | 100 | 70 | 240 | 190 | 50 | 12 | 14 | 530 | 240 | 292 | 551 | 250 | 341 | 44 |
| 90 | **32-160 A** | | 50 | 32 | 80 | 132 | 160 | 100 | 70 | 240 | 190 | 50 | 12 | 14 | 530 | 240 | 292 | 551 | 250 | 341 | 47 |
| 112 | | **32-200 C** | 50 | 32 | 80 | 160 | 180 | 100 | 70 | 240 | 190 | 50 | 12 | 14 | 574 | 268 | 340 | 602 | 263 | 395 | 65,5 |
| 100 | **32-200 C** | | 50 | 32 | 80 | 160 | 180 | 100 | 70 | 240 | 190 | 50 | 12 | 14 | 540 | 268 | 340 | 602 | 263 | 395 | 56,5 |
| 132 | **32-200 B1** | | 50 | 32 | 80 | 160 | 180 | 100 | 70 | 240 | 190 | 50 | 12 | 14 | 520 | 268 | 340 | 627 | 287 | 408 | 65,5 |
| 132 | **32-200 B** | | 50 | 32 | 80 | 160 | 180 | 100 | 70 | 240 | 190 | 50 | 12 | 14 | 565 | 268 | 340 | 627 | 287 | 408 | 72 |
| 132 | **32-200 A1** | | 50 | 32 | 80 | 160 | 180 | 100 | 70 | 240 | 190 | 50 | 12 | 14 | 520 | 268 | 340 | 627 | 287 | 408 | 72 |
| 132 | **32-200 A** | | 50 | 32 | 80 | 160 | 180 | 100 | 70 | 240 | 190 | 50 | 12 | 14 | 565 | 268 | 340 | 627 | 287 | 408 | 79 |
| 132 | **32-250 C** | | 50 | 32 | 100 | 180 | 225 | 125 | 95 | 320 | 250 | 65 | 12 | 14 | 625 | 305 | 405 | 666 | 346 | 471 | 101,5 |
| 132 | **32-250 B** | | 50 | 32 | 100 | 180 | 225 | 125 | 95 | 320 | 250 | 65 | 14 | 14 | 625 | 305 | 405 | 666 | 346 | 471 | 105,5 |
| 160 | **32-250 A** | | 50 | 32 | 100 | 180 | 225 | 125 | 95 | 320 | 250 | 65 | 14 | 14 | 695 | 305 | 405 | 810 | 354 | 480 | 135,5 |
| 90 | **40-125 C** | **40-125 C** | 65 | 40 | 80 | 112 | 140 | 100 | 70 | 210 | 160 | 50 | 12 | 14 | 535 | 220 | 252 | 551 | 250 | 341 | 41,5 |
| 90 | **40-125 B** | **40-125 B** | 65 | 40 | 80 | 112 | 140 | 100 | 70 | 210 | 160 | 50 | 12 | 14 | 535 | 220 | 252 | 551 | 250 | 341 | 44 |
| 90 | **40-125 A** | | 65 | 40 | 80 | 112 | 140 | 100 | 70 | 210 | 160 | 50 | 12 | 14 | 535 | 220 | 252 | 551 | 250 | 341 | 47,5 |
| 100 | | **40-160 B** | 65 | 40 | 80 | 132 | 160 | 100 | 70 | 240 | 190 | 50 | 12 | 14 | 535 | 245 | 292 | 551 | 250 | 341 | 56 |
| 100 | **40-160 B** | | 65 | 40 | 80 | 132 | 160 | 100 | 70 | 240 | 190 | 50 | 12 | 14 | 535 | 245 | 292 | 551 | 250 | 341 | 52 |
| 112 | | **40-160 A** | 65 | 40 | 80 | 132 | 160 | 100 | 70 | 240 | 190 | 50 | 15 | 14 | 579 | 245 | 292 | 602 | 263 | 395 | 64,5 |
| 100 | **40-160 A** | | 65 | 40 | 80 | 132 | 160 | 100 | 70 | 240 | 190 | 50 | 15 | 14 | 535 | 245 | 292 | 602 | 263 | 395 | 56,5 |
| 112 | **40-160 AP** | | 65 | 40 | 80 | 132 | 160 | 100 | 70 | 240 | 190 | 50 | 15 | 14 | 579 | 245 | 292 | 627 | 287 | 408 | 63 |
| 112 | **40-200 B1** | | 65 | 40 | 100 | 160 | 180 | 100 | 70 | 265 | 212 | 50 | 15 | 14 | 597 | 273 | 340 | 627 | 287 | 408 | 68 |
| 132 | **40-200 B** | | 65 | 40 | 100 | 160 | 180 | 100 | 70 | 265 | 212 | 50 | 15 | 14 | 590 | 273 | 340 | 627 | 287 | 408 | 74,5 |
| 112 | **40-200 A1** | | 65 | 40 | 100 | 160 | 180 | 100 | 70 | 265 | 212 | 50 | 15 | 14 | 597 | 273 | 340 | 627 | 287 | 408 | 74 |
| 132 | **40-200 A** | | 65 | 40 | 100 | 160 | 180 | 100 | 70 | 265 | 212 | 50 | 15 | 14 | 590 | 273 | 340 | 627 | 287 | 408 | 81 |
| 132 | **40-200 AP** | | 65 | 40 | 100 | 160 | 180 | 100 | 70 | 265 | 212 | 50 | 15 | 14 | 628 | 273 | 340 | 666 | 346 | 471 | 93,5 |
| 132 | **40-250 C** | | 65 | 40 | 100 | 180 | 225 | 125 | 95 | 320 | 250 | 65 | 15 | 14 | 630 | 322 | 405 | 666 | 346 | 471 | 100,5 |
| 132 | **40-250 B** | | 65 | 40 | 100 | 180 | 225 | 125 | 95 | 320 | 250 | 65 | 15 | 14 | 630 | 322 | 405 | 666 | 346 | 471 | 105 |
| 160 | **40-250 A** | | 65 | 40 | 100 | 180 | 225 | 125 | 95 | 320 | 250 | 65 | 15 | 14 | 700 | 322 | 405 | 810 | 354 | 480 | 135 |
| 132 | **40-250 BM** | | 65 | 40 | 100 | 180 | 225 | 125 | 95 | 320 | 250 | 65 | 15 | 14 | 750 | 332 | 405 | 810 | 354 | 480 | 150 |
| 160 | **40-250 AM** | | 65 | 40 | 100 | 180 | 225 | 125 | 95 | 320 | 250 | 65 | 15 | 14 | 750 | 332 | 405 | 810 | 354 | 480 | 160,5 |
| 100 | | **50-125 B** | 65 | 50 | 100 | 132 | 160 | 100 | 70 | 240 | 190 | 50 | 12 | 14 | 525 | 250 | 292 | 602 | 263 | 395 | 57,5 |
| 100 | **50-125 B** | | 65 | 50 | 100 | 132 | 160 | 100 | 70 | 240 | 190 | 50 | 12 | 14 | 560 | 250 | 292 | 602 | 263 | 395 | 53,5 |
| 112 | | **50-125 A** | 65 | 50 | 100 | 132 | 160 | 100 | 70 | 240 | 190 | 50 | 12 | 14 | 610 | 250 | 292 | 602 | 263 | 395 | 65,5 |
| 100 | **50-125 A** | | 65 | 50 | 100 | 132 | 160 | 100 | 70 | 240 | 190 | 50 | 12 | 14 | 560 | 250 | 292 | 602 | 263 | 395 | 57,5 |
| 112 | **50-160 B1** | | 65 | 50 | 100 | 160 | 180 | 100 | 70 | 265 | 212 | 50 | 12 | 14 | 597 | 270 | 340 | 627 | 287 | 408 | 68,5 |
| 132 | **50-160 B** | | 65 | 50 | 100 | 160 | 180 | 100 | 70 | 265 | 212 | 50 | 12 | 14 | 590 | 270 | 340 | 627 | 287 | 408 | 74,5 |
| 112 | **50-160 A1** | | 65 | 50 | 100 | 160 | 180 | 100 | 70 | 265 | 212 | 50 | 12 | 14 | 597 | 270 | 340 | 627 | 287 | 408 | 74,5 |
| 132 | **50-160 A** | | 65 | 50 | 100 | 160 | 180 | 100 | 70 | 265 | 212 | 50 | 12 | 14 | 590 | 270 | 340 | 627 | 287 | 408 | 81 |
| 132 | **50-200 C** | | 65 | 50 | 100 | 160 | 200 | 100 | 70 | 265 | 212 | 50 | 12 | 14 | 635 | 290 | 360 | 666 | 346 | 471 | 98 |
| 132 | **50-200 B** | | 65 | 50 | 100 | 160 | 200 | 100 | 70 | 265 | 212 | 50 | 12 | 14 | 635 | 290 | 360 | 666 | 346 | 471 | 102,5 |
| 160 | **50-200 A** | | 65 | 50 | 100 | 160 | 200 | 100 | 70 | 265 | 212 | 50 | 12 | 14 | 705 | 290 | 360 | 810 | 354 | 480 | 132,5 |
| 160 | **50-250 C** | | 65 | 50 | 100 | 180 | 225 | 125 | 95 | 320 | 250 | 65 | 14 | 14 | 705 | 332 | 405 | 810 | 354 | 480 | 139 |
| 160 | **50-250 B** | | 65 | 50 | 100 | 180 | 225 | 125 | 95 | 320 | 250 | 65 | 14 | 14 | 750 | 332 | 405 | 810 | 354 | 480 | 154 |
| 160 | **50-250 A** | | 65 | 50 | 100 | 180 | 225 | 125 | 95 | 320 | 250 | 65 | 14 | 14 | 750 | 332 | 405 | 810 | 354 | 480 | 164 |
| 112 | **65-125 B1** | | 80 | 65 | 100 | 160 | 180 | 125 | 95 | 280 | 212 | 65 | 14 | 14 | 612 | 280 | 340 | 627 | 287 | 408 | 70 |
| 132 | **65-125 B** | | 80 | 65 | 100 | 160 | 180 | 125 | 95 | 280 | 212 | 65 | 14 | 14 | 605 | 280 | 340 | 627 | 287 | 408 | 76,5 |
| 112 | **65-125 A1** | | 80 | 65 | 100 | 160 | 180 | 125 | 95 | 280 | 212 | 65 | 14 | 14 | 612 | 280 | 340 | 627 | 287 | 408 | 76,5 |
| 132 | **65-125 A** | | 80 | 65 | 100 | 160 | 180 | 125 | 95 | 280 | 212 | 65 | 14 | 14 | 605 | 280 | 340 | 627 | 287 | 408 | 83 |
| 132 | **65-160 C** | | 80 | 65 | 100 | 160 | 200 | 125 | 95 | 280 | 212 | 65 | 14 | 14 | 635 | 290 | 360 | 666 | 346 | 471 | 99,5 |
| 132 | **65-160 B** | | 80 | 65 | 100 | 160 | 200 | 125 | 95 | 280 | 212 | 65 | 14 | 14 | 635 | 290 | 360 | 666 | 346 | 471 | 103,5 |
| 160 | **65-160 A** | | 80 | 65 | 100 | 160 | 200 | 125 | 95 | 280 | 212 | 65 | 14 | 14 | 705 | 290 | 360 | 810 | 354 | 480 | 135 |
| 160 | **65-200 C** | | 80 | 65 | 100 | 180 | 225 | 125 | 95 | 320 | 250 | 65 | 14 | 14 | 705 | 330 | 405 | 810 | 354 | 480 | 138,5 |
| 160 | **65-200 B** | | 80 | 65 | 100 | 180 | 225 | 125 | 95 | 320 | 250 | 65 | 14 | 14 | 750 | 330 | 405 | 810 | 354 | 480 | 153 |
| 160 | **65-200 A** | | 80 | 65 | 100 | 180 | 225 | 125 | 95 | 320 | 250 | 65 | 14 | 14 | 750 | 330 | 405 | 810 | 354 | 480 | 163,5 |
| 180 | **65-250 B** | | 80 | 65 | 100 | 200 | 250 | 160 | 120 | 360 | 280 | 80 | 16 | 19 | 820 | 370 | 450 | 920 | 420 | 625 | 203,5 |
| 180 | **65-250 A** | | 80 | 65 | 100 | 200 | 250 | 160 | 120 | 360 | 280 | 80 | 16 | 19 | 860 | 370 | 450 | 920 | 420 | 625 | 226 |
| 132 | **80-160 E** | | 100 | 80 | 125 | 180 | 225 | 125 | 95 | 320 | 250 | 65 | 14 | 14 | 665 | 330 | 405 | 810 | 354 | 480 | 110 |
| 132 | **80-160 D** | | 100 | 80 | 125 | 180 | 225 | 125 | 95 | 320 | 250 | 65 | 14 | 14 | 665 | 330 | 405 | 810 | 354 | 480 | 114 |
| 160 | **80-160 C** | | 100 | 80 | 125 | 180 | 225 | 125 | 95 | 320 | 250 | 65 | 14 | 14 | 735 | 330 | 405 | 810 | 354 | 480 | 143 |
| 160 | **80-160 B** | | 100 | 80 | 125 | 180 | 225 | 125 | 95 | 320 | 250 | 65 | 14 | 14 | 780 | 330 | 405 | 810 | 354 | 480 | 157,5 |
| 160 | **80-160 A** | | 100 | 80 | 125 | 180 | 225 | 125 | 95 | 320 | 250 | 65 | 14 | 14 | 780 | 330 | 405 | 810 | 354 | 480 | 168 |
| 180 | **80-200 B** | | 100 | 80 | 125 | 180 | 250 | 125 | 95 | 345 | 280 | 65 | 16 | 14 | 840 | 355 | 430 | 920 | 420 | 625 | 200 |
| 180 | **80-200 A** | | 100 | 80 | 125 | 180 | 250 | 125 | 95 | 345 | 280 | 65 | 16 | 14 | 880 | 355 | 430 | 920 | 420 | 625 | 222 |
| 180 | **100-160 B** | | 125 | 100 | 125 | 200 | 280 | 160 | 120 | 360 | 280 | 80 | 18 | 18 | 842 | 390 | 480 | 920 | 420 | 625 | 208 |
| 180 | **100-160 A** | | 125 | 100 | 125 | 200 | 280 | 160 | 120 | 360 | 280 | 80 | 18 | 18 | 882 | 390 | 480 | 920 | 420 | 625 | 230,5 |

# CMG-CMGX EN 733 ~ 2900 r.p.m.



Pompe centrifughe monoblocco ad asse orizzontale costruite secondo le norme EN 733 con giunto rigido e lanterna per accoppiamento a motori standard; trovano vasto utilizzo nell'alimentazione idrica, negli impianti di pressurizzazione e antincendio; come standard vengono fornite di controflangia.

Monobloc horizontal centrifugal pumps, constructed in compliance with EN 733 standards, with stub-shaft and bracket for coupling to standard motors; widely used in water supplies, pressurisation and fire-fighting systems; standard supply with counter-flange.

Bombas centrífugas monobloque de eje horizontal fabricadas según las normas EN 733 con enganche y soporte para acoplamiento con motores estándard. Se utilizan en gran parte en la alimentación hídrica, en las instalaciones de presurización y antiincendio; según el estándar se suministran con contrabrida.

Pompes centrifuges monobloc à axe horizontal, fabriquées conformément aux normes EN 733 avec joint rigide et support pour accouplement à moteurs standard. Elles trouvent une ample utilisation dans l'approvisionnement d'eau, dans les installations de pressurisation et anti-incendie; fournies de série avec contre-bride.

| CARATTERISTICHE COSTRUTTIVE / CONSTRUCTION FEATURES<br>CARACTERÍSTICAS CONSTRUCTIVAS / CARACTÉRISTIQUES D'EXÉCUTION | |
|---|---|
| **Corpo pompa**<br>**Pump body**<br>**Cuerpo bomba**<br>**Corps de pompe** | ghisa (CMG); acciaio AISI 316 (CMGX)<br>cast iron (CMG); stailess steel AISI 316 (CMGX)<br>fundición (CMG); acero inox AISI 316 (CMGX)<br>fonte (CMG); acier inox AISI 316 (CMGX) |
| **Supporto motore**<br>**Motor bracket**<br>**Soporte motor**<br>**Support moteur** | ghisa<br>cast iron<br>fundición<br>fonte |
| **Girante**<br>**Impeller**<br>**Rodete**<br>**Turbine** | ghisa, bronzo o acciaio (CMG); acciaio (CMGX)<br>cast iron, bronze, steel (CMG); steel (CMGX)<br>fundición, bronce, acero (CMG); acero (CMGX)<br>fonte, bronze, acier; (CMG); acier (CMGX) |
| **Tenuta meccanica**<br>**Mechanical seal**<br>**Sello mecánico**<br>**Garniture mécanique** | ceramica-grafite<br>ceramic-graphite<br>cerámica-grafito<br>céramique-graphite |
| **Sporgenza albero motore**<br>**Pump shaft end**<br>**Bomba eje**<br>**Pompe arbre** | acciaio AISI 316<br>stainless steel AISI 316<br>acero AISI 316<br>acier AISI 316 |
| **Temperatura del liquido**<br>**Liquid temperature**<br>**Temperatura del liquído**<br>**Température du liquide** | -10 ÷ +90 °C |
| **Pressione di esercizio**<br>**Operating pressure**<br>**Presión de trabajo**<br>**Pression de fonctionnement** | max 10 bar |
| **MOTORE / MOTOR / MOTOR / MOTEUR** | |
| **Motore 2 poli a induzione**<br>**2 pole induction motor**<br>**Motor de 2 polos a inducción**<br>**Moteur à induction à 2 pôles** | 3~ 400/690V-50Hz |
| **Classe di isolamento**<br>**Insulation class**<br>**Clase de aislamiento**<br>**Classe d'isolation** | F |
| **Grado di protezione**<br>**Protection degree**<br>**Grado de protección**<br>**Protection** | IP55 |

**Pump model code**

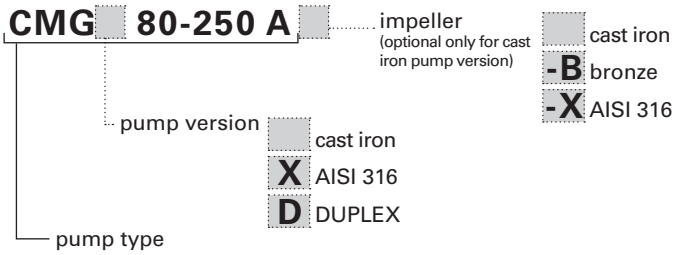


| TYPE | $P_2$ nom. kW | Motor Size | Q (m³/h - l/min) | | | | | | | | | | | | | | | | | | |
|---|---|---|---|---|---|---|---|---|---|---|---|---|---|---|---|---|---|---|---|---|---|
| | | | 0 | 96 | 108 | 120 | 132 | 138 | 144 | 156 | 168 | 180 | 195 | 210 | 225 | 240 | 255 | 270 | 300 | 330 | 360 |
| | | | 0 | 1600 | 1800 | 2000 | 2200 | 2300 | 2400 | 2600 | 2800 | 3000 | 3250 | 3500 | 3750 | 4000 | 4250 | 4500 | 5000 | 5500 | 6000 |
| | | | H (m)<br>pump input power (kW) | | | | | | | | | | | | | | | | | | |
| **80-250B** | 45 | 225M | 77,2<br>14,01 | 80,0<br>30,93 | 79,0<br>32,60 | 77,5<br>34,34 | 75,3<br>36,13 | 74,2<br>37,02 | 73,1<br>37,86 | 71,0<br>39,38 | 69,0<br>40,78 | 67,0<br>42,10 | 64,5<br>43,60 | 61,8<br>44,94 | 58,8<br>46,15 | | | | | | |
| **80-250A** | 55 | 250M | 90,0<br>16,74 | 92,8<br>36,56 | 91,1<br>38,57 | 89,3<br>40,54 | 87,4<br>42,46 | 86,4<br>43,39 | 85,4<br>44,31 | 83,1<br>46,12 | 80,7<br>47,81 | 78,5<br>49,29 | 75,7<br>50,92 | 72,4<br>52,59 | 68,8<br>54,18 | 65,2<br>55,50 | | | | | |
| **100-200B** | 45 | 225M | 56,1<br>21,75 | | 56,8<br>28,84 | 56,5<br>29,78 | 56,1<br>30,74 | 55,9<br>31,24 | 55,6<br>31,75 | 55,1<br>32,81 | 54,5<br>33,89 | 53,9<br>35,04 | 53,1<br>36,50 | 52,2<br>37,82 | 51,4<br>38,89 | 50,4<br>39,85 | 49,0<br>40,77 | 47,5<br>41,60 | 43,8<br>42,92 | 39,7<br>43,82 | |
| **100-200A** | 55 | 250M | 61,1<br>24,57 | | 62,2<br>33,04 | 61,8<br>34,07 | 61,5<br>35,11 | 61,2<br>35,64 | 61,0<br>36,18 | 60,5<br>37,28 | 59,9<br>38,39 | 59,5<br>39,49 | 58,9<br>40,86 | 58,3<br>42,23 | 57,4<br>43,60 | 56,4<br>44,97 | 55,2<br>46,20 | 53,8<br>47,28 | 50,6<br>49,05 | 46,8<br>50,53 | 42,5<br>51,62 |
| **100-250C** | 55 | 250M | 71,9 | | | 73,2 | 73,1 | 73,0 | 72,9 | 72,6 | 72,2 | 71,8 | 71,1 | 70,3 | 69,3 | 67,9 | 66,4 | 64,7 | 61,0 | | |
| | 75 | 280S | 24,75 | | | 40,12 | 41,93 | 42,84 | 43,70 | 45,28 | 46,77 | 48,21 | 49,94 | 51,65 | 53,38 | 55,05 | 56,66 | 58,19 | 60,99 | | |
| **100-250B** | 75 | 280S | 83,6<br>29,69 | | | 83,7<br>47,10 | 83,5<br>49,06 | 83,4<br>50,04 | 83,2<br>51,01 | 82,9<br>52,92 | 82,5<br>54,76 | 82,1<br>56,47 | 81,4<br>58,46 | 80,8<br>60,26 | 80,0<br>61,86 | 79,0<br>63,49 | 77,9<br>65,17 | 76,4<br>66,93 | 72,0<br>70,91 | 67,6<br>73,78 | |
| **100-250A** | 90 | 280M | 93,5<br>32,71 | | | 93,9<br>51,99 | 93,7<br>54,14 | 93,5<br>55,23 | 93,4<br>56,31 | 92,9<br>58,48 | 92,4<br>60,60 | 91,8<br>62,57 | 90,9<br>64,88 | 89,9<br>66,97 | 88,8<br>68,84 | 87,4<br>70,81 | 85,7<br>72,81 | 84,0<br>74,73 | 80,4<br>78,17 | 75,8<br>81,33 | 73,2<br>85,53 |

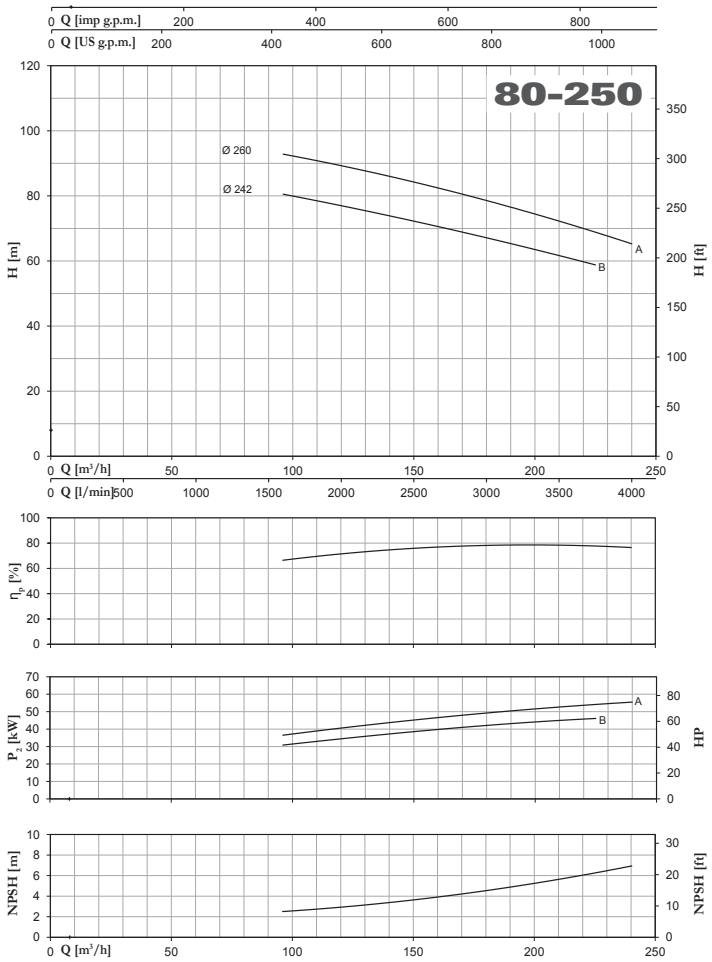


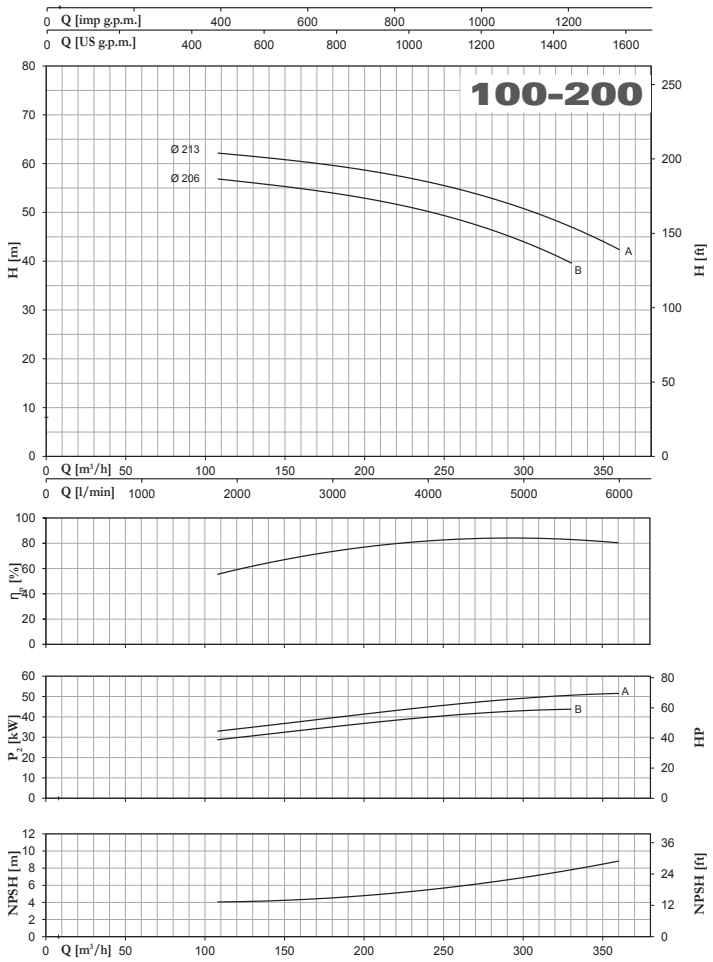


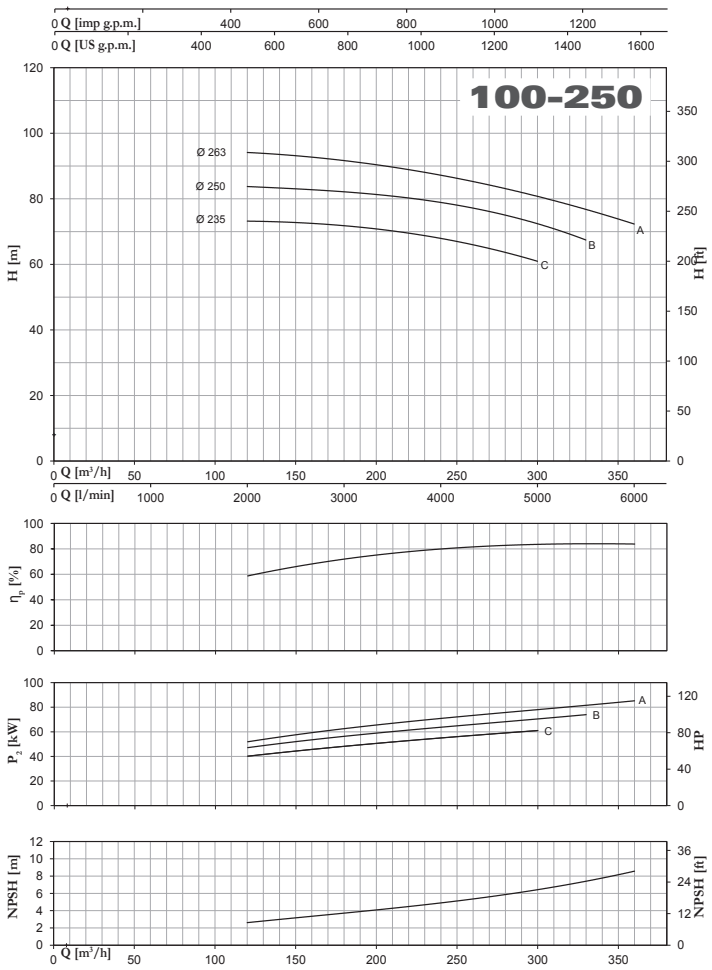


Tolerance: ISO 9906:2012 - Grade 3B

# CMG - CMGX EN 733 ~ 2900 r.p.m.

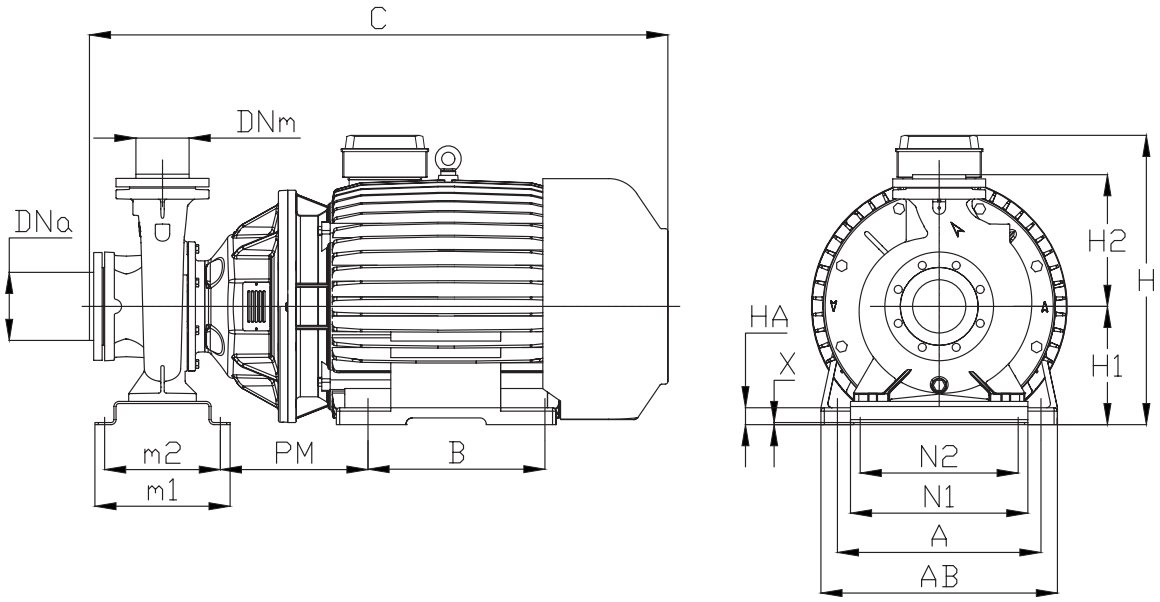


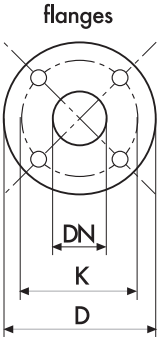


| DIMENSIONS (mm) | | | | |
|---|---|---|---|---|
| DN | D | K | holes | |
| | | | n° | Ø |
| 80 | 200 | 160 | 8 | 18 |
| 100 | 220 | 180 | 8 | 18 |
| 125 | 250 | 210 | 8 | 18 |

| TYPE | DIMENSIONS (mm) | | | | | | | | | | | | | | | Kg |
|---|---|---|---|---|---|---|---|---|---|---|---|---|---|---|---|---|
| | DNa | DNm | m1 | m2 | N2 | N1 | H1 | H2 | H | A | AB | B | PM | C | HA | |
| **80-250B** | 100 | 80 | 200 | 120 | 315 | 406 | 225 | 317 | 550 | 356 | 435 | 311 | 356 | 1130 | 28 | 418 |
| **80-250A** | 100 | 80 | 320 | 280 | 360 | 420 | 280 | 317 | 650 | 406 | 485 | 349 | 325 | 1240 | 58 | 505 |
| **100-200B** | 125 | 100 | 200 | 120 | 280 | 360 | 225 | 321 | 550 | 356 | 435 | 311 | 356 | 1130 | 28 | 417 |
| **100-200A** | 125 | 100 | 320 | 280 | 360 | 420 | 280 | 321 | 650 | 406 | 485 | 349 | 325 | 1240 | 60 | 505 |
| **100-250C** | 125 | 100 | 320 | 280 | 360 | 420 | 280 | 321 | 675 | 406 | 485 | 349 | 325 | 1315 | 60 | 516 |
| **100-250B** | 125 | 100 | 320 | 280 | 360 | 420 | 280 | 321 | 675 | 457 | 545 | 368 | 347 | 1315 | 35 | 645 |
| **100-250A** | 125 | 100 | 320 | 280 | 360 | 420 | 280 | 321 | 675 | 457 | 545 | 419 | 347 | 1370 | 35 | 680 |

Pentax®
WATER PUMPS

# CA/CAT EN 733 ~ 2900 r.p.m.
# CAX EN 733 ~ 2900 r.p.m.
# 4CA/4CAT EN 733 ~ 1450 r.p.m.
# 4CAX EN 733 ~ 1450 r.p.m.

CA/CAT
4CA/4CAT

CAX
4CAX

Pompe centrifughe ad asse libero costruite secondo le norme EN 733; trovano vasto utilizzo nell'alimentazione idrica, negli impianti di pressurizzazione e antincendio; come standard vengono fornite di controflangia.

Bare shaft centrifugal pumps constructed in compliance with EN 733 standards; widely used in water supplies, pressurisation and fire-fighting systems. The pump is supplied with counter-flanges.

Bombas centrífugas de eje libre fabricadas según las normas EN 733; se utilizan en gran parte en la alimentación hídrica, en las instalaciones de presurización y antiincendio; según el estándar se suministran con contrabrida.

Pompes centrifuges à axe libre, fabriquées conformément aux normes EN 733. Elles trouvent une ample utilisation dans l'approvisionnement d'eau, dans les installations de pressurisation et anti-incendie; fournies de série avec contre-bride.

| CARATTERISTICHE COSTRUTTIVE / CONSTRUCTION FEATURES<br>CARACTERÍSTICAS CONSTRUCTIVAS / CARACTÉRISTIQUES D'EXÉCUTION | |
|---|---|
| **Corpo pompa**<br>**Pump body**<br>**Cuerpo bomba**<br>**Corps de pompe** | ghisa (CA/CAT) - acciaio inossidabile AISI 316 (CAX)<br>cast iron (CA/CAT) - stainless steel AISI 316 (CAX)<br>fundición (CA/CAT) - acero inoxidable AISI 316 (CAX)<br>fonte (CA/CAT) - acier inox AISI 316 (CAX) |
| **Supporto motore**<br>**Motor bracket**<br>**Soporte motor**<br>**Support moteur** | ghisa<br>cast iron<br>fundición<br>fonte |
| **Girante** | ghisa, bronzo, acciaio (CA/CAT)<br>acciaio inossidabile AISI 316 (CAX) |
| **Impeller** | cast iron, bronze, steel (CA/CAT)<br>stainless steel AISI 316 (CAX) |
| **Rodete** | fundición, bronce, acero (CA/CAT)<br>acero inoxidable AISI 316 (CAX) |
| **Turbine** | fonte, bronze, acier (CA/CAT)<br>acier inox AISI 316 (CAX) |
| **Tenuta** | meccanica ceramica-grafite (CA/CAX)<br>o a baderna cotone impregnato grafite (CAT) |
| **Seal** | mechanical ceramic-graphite (CA/CAX)<br>or gland packing graphite impreganated (CAT) |
| **Sello** | mecámico cerámica-grafito (CA/CAX)<br>or a trenza algodón impregnado de grafito (CAT) |
| **Garniture** | mécanique céramique-graphite (CA/CAX)<br>ou à baderne coton imprégné graphite (CAT) |
| **Sporgenza albero motore**<br>**Pump shaft end**<br>**Bomba eje**<br>**Pompe arbre** | acciaio AISI 316<br>stainless steel AISI 316<br>acero AISI 316<br>acier AISI 316 |
| **Temperatura del liquido**<br>**Liquid temperature**<br>**Temperatura del liquído**<br>**Température du liquide** | -10 ÷ +90 °C |
| **Pressione di esercizio**<br>**Operating pressure**<br>**Presión de trabajo**<br>**Pression de fonctionnement** | max 10 bar<br>max 14 bar (... -315 ~ 2900 r.p.m.) |
| **MOTORE / MOTOR / MOTOR / MOTEUR** | |
| **Disponibile con motore classe di efficienza IE3**<br>**Available with IE3 efficiency class motor**<br>**Disponible con motor clase IE3**<br>**Disponible avec moteur classe IE3** | |

# CA/CAT - CAX EN 733 ~ 2900 r.p.m.
# 4CA/4CAT - 4CAX EN 733 ~ 1450 r.p.m.

## VARIANTI COSTRUTTIVE /VERSIONS
## VARIABLES COSTRUTTIVAS / VARIANTES DE CONSTRUCTIONS

**Pump model code**

**4CAT 80-160A**

- impeller (only for cast iron pump version): cast iron; -B bronze; -X AISI 316
- pump version: cast iron; X AISI 316
- seal: mechanical; T gland packing
- pump type
- pole: 2 pole; 4 4 pole



**CA/CAT**
**4CA/4CAT**



**CAX**
**4CAX**

**CA/CAX**
**4CA/4CAX**
tenuta meccanica
mechanical seal
sello mecánico
garniture mécanique

**CAT**
**4CAT**
tenuta a baderna
gland packing seal
sello a trenza algodón
garniture à baderne

# CA/CAT - CAX EN 733 ~ 2900 r.p.m.

| TYPE | $P_2$ nom. kW | Motor Size | Q (m³/h - l/min) | | | | | | | | | | | |
|---|---|---|---|---|---|---|---|---|---|---|---|---|---|---|
| | | | 0 | 6 | 7,5 | 9 | 12 | 15 | 18 | 21 | 24 | 27 | 30 | 33 |
| | | | 0 | 100 | 125 | 150 | 200 | 250 | 300 | 350 | 400 | 450 | 500 | 550 |
| | | | H (m) / pump input power (kW) | | | | | | | | | | | |
| 32-160C | 1,5 | 90S | 23,0<br>0,57 | 22,8<br>0,93 | 22,5<br>1,02 | 22,0<br>1,10 | 21,0<br>1,26 | 19,2<br>1,40 | 16,9<br>1,52 | 14,0<br>1,61 | | | | |
| 32-160B | 2,2 | 90L | 28,0<br>0,83 | 27,7<br>1,24 | 27,4<br>1,35 | 27,0<br>1,45 | 26,2<br>1,65 | 24,9<br>1,83 | 22,9<br>1,99 | 20,1<br>2,13 | 17,0<br>2,25 | | | |
| 32-160A | 3 | 100L | 36,1<br>1,29 | 36,2<br>1,80 | 36,0<br>1,94 | 35,6<br>2,07 | 34,6<br>2,32 | 33,2<br>2,55 | 31,4<br>2,76 | 28,9<br>2,94 | 25,7<br>3,11 | 22,1<br>3,25 | | |
| | 4 | 112M | | | | | | | | | | | | |
| 32-200C | 4 | 112M | 40,2<br>1,61 | 40,3<br>2,27 | 40,1<br>2,45 | 39,8<br>2,63 | 38,9<br>2,96 | 37,7<br>3,27 | 36,1<br>3,56 | 34,2<br>3,82 | 31,6<br>4,08 | 28,7<br>4,31 | | |
| | 5,5 | 132S | | | | | | | | | | | | |
| 32-200B | 5,5 | 132S | 48,3<br>2,35 | 48,0<br>3,16 | 47,9<br>3,37 | 47,6<br>3,57 | 46,7<br>3,97 | 45,5<br>4,35 | 44,2<br>4,71 | 42,6<br>5,05 | 40,5<br>5,36 | 37,9<br>5,66 | 35,4<br>5,93 | |
| | 7,5 | 132S | | | | | | | | | | | | |
| 32-200A | 7,5 | 132S | 57,9<br>3,06 | 58,3<br>4,03 | 58,4<br>4,28 | 58,4<br>4,53 | 58,0<br>5,02 | 57,1<br>5,50 | 55,6<br>5,92 | 53,8<br>6,34 | 51,4<br>6,72 | 49,2<br>7,08 | 46,6<br>7,42 | 44,3<br>7,72 |
| 32-250C | 11 | 160M | 74,6<br>4,25 | | 72,8<br>5,69 | 72,5<br>6,00 | 71,9<br>6,59 | 70,5<br>7,17 | 68,8<br>7,69 | 66,6<br>8,17 | 64,1<br>8,67 | 61,3<br>9,08 | | |
| 32-250B | 11 | 160M | 84,8<br>5,16 | | 84,0<br>6,93 | 83,9<br>7,29 | 83,6<br>7,99 | 82,7<br>8,66 | 81,1<br>9,28 | 78,6<br>9,87 | 75,4<br>10,44 | 73,2<br>11,05 | | |
| 32-250A | 15 | 160M | 93,5<br>5,71 | | 93,6<br>7,59 | 93,7<br>7,99 | 93,7<br>8,82 | 93,4<br>9,59 | 92,3<br>10,35 | 90,4<br>11,07 | 87,7<br>11,72 | 85,3<br>12,34 | | |

| TYPE | $P_2$ nom. kW | Motor Size | Q (m³/h - l/min) | | | | | | | | | | | | | | | | |
|---|---|---|---|---|---|---|---|---|---|---|---|---|---|---|---|---|---|---|---|
| | | | 0 | 9 | 12 | 15 | 18 | 21 | 24 | 27 | 30 | 33 | 36 | 39 | 42 | 45 | 48 | 54 | 60 |
| | | | 0 | 150 | 200 | 250 | 300 | 350 | 400 | 450 | 500 | 550 | 600 | 650 | 700 | 750 | 800 | 900 | 1000 |
| | | | H (m) / pump input power (kW) | | | | | | | | | | | | | | | | |
| 40-125C | 1,5 | 90S | 17,9<br>0,56 | 18,5<br>0,96 | 18,4<br>1,09 | 18,1<br>1,21 | 17,5<br>1,31 | 16,6<br>1,41 | 15,6<br>1,48 | 14,3<br>1,53 | 12,8<br>1,57 | 11,1<br>1,59 | 9,4<br>1,60 | | | | | | |
| | 2,2 | 90L | | | | | | | | | | | | | | | | | |
| 40-125B | 2,2 | 90L | 22,6<br>0,82 | 23,4<br>1,30 | 23,3<br>1,48 | 23,1<br>1,63 | 22,7<br>1,76 | 22,0<br>1,89 | 21,0<br>2,00 | 19,9<br>2,09 | 18,6<br>2,16 | 17,0<br>2,22 | 15,1<br>2,27 | 13,2<br>2,30 | | | | | |
| | 3 | 100L | | | | | | | | | | | | | | | | | |
| 40-125A | 3 | 100L | 26,8<br>1,10 | 27,6<br>1,64 | 27,7<br>1,83 | 27,6<br>2,03 | 27,2<br>2,20 | 26,5<br>2,37 | 25,7<br>2,52 | 24,6<br>2,65 | 23,4<br>2,76 | 22,0<br>2,86 | 20,3<br>2,95 | 18,5<br>3,02 | 16,8<br>3,08 | | | | |
| 40-160B | 3 | 100L | 28,2<br>1,26 | 29,2<br>1,92 | 29,2<br>2,13 | 28,9<br>2,33 | 28,3<br>2,51 | 27,5<br>2,67 | 26,5<br>2,82 | 25,3<br>2,96 | 23,8<br>3,08 | 22,3<br>3,17 | 20,5<br>3,25 | | | | | | |
| | 4 | 112M | | | | | | | | | | | | | | | | | |
| 40-160A | 4 | 112M | 33,8<br>1,62 | 34,9<br>2,33 | 34,8<br>2,58 | 34,5<br>2,81 | 33,9<br>3,04 | 33,2<br>3,25 | 32,4<br>3,44 | 31,3<br>3,62 | 30,0<br>3,78 | 28,5<br>3,93 | 26,9<br>4,06 | 25,2<br>4,16 | 23,4<br>4,25 | | | | |
| | 5,5 | 132S | | | | | | | | | | | | | | | | | |
| 40-160AP | 5,5 | 132S | 38,6<br>1,90 | 39,8<br>2,76 | 39,9<br>3,06 | 39,8<br>3,33 | 39,4<br>3,60 | 38,7<br>3,85 | 37,9<br>4,08 | 37,0<br>4,29 | 35,8<br>4,49 | 34,4<br>4,67 | 32,9<br>4,84 | 31,1<br>5,00 | 29,3<br>5,14 | 27,4<br>5,27 | 25,3<br>5,39 | | |
| 40-200B | 5,5 | 132S | 44,6<br>2,32 | 45,5<br>3,25 | 45,4<br>3,62 | 45,0<br>3,96 | 44,5<br>4,27 | 43,5<br>4,57 | 42,3<br>4,85 | 41,0<br>5,11 | 39,3<br>5,35 | 37,2<br>5,57 | 34,9<br>5,76 | 32,3<br>5,94 | 29,4<br>6,13 | | | | |
| | 7,5 | 132S | | | | | | | | | | | | | | | | | |
| 40-200A | 7,5 | 132S | 56,2<br>3,48 | 56,5<br>4,63 | 56,5<br>5,08 | 56,3<br>5,51 | 55,9<br>5,91 | 55,1<br>6,31 | 54,1<br>6,68 | 52,8<br>7,01 | 51,2<br>7,32 | 49,3<br>7,63 | 47,0<br>7,90 | 44,4<br>8,14 | 41,6<br>8,37 | | | | |
| | 11 | 160M | | | | | | | | | | | | | | | | | |
| 40-200AP | 7,5 | 132S | 61,7<br>3,50 | 61,4<br>4,81 | 61,2<br>5,30 | 60,8<br>5,74 | 60,0<br>6,16 | 59,1<br>6,56 | 57,9<br>6,95 | 56,4<br>7,31 | 54,7<br>7,65 | 53,1<br>7,96 | 51,1<br>8,25 | 48,5<br>8,51 | 45,5<br>8,73 | 42,2<br>8,93 | | | |
| | 11 | 160M | | | | | | | | | | | | | | | | | |
| 40-250C | 11 | 160M | 64,8<br>4,23 | 64,4<br>5,50 | 64,2<br>6,02 | 63,8<br>6,56 | 63,4<br>7,11 | 62,7<br>7,65 | 61,9<br>8,14 | 61,0<br>8,63 | 59,8<br>9,12 | 57,9<br>9,57 | 55,4<br>10,01 | | | | | | |
| 40-250B | 11 | 160M | 73,7<br>5,33 | 73,9<br>6,74 | 74,5<br>7,38 | 73,2<br>7,96 | 71,9<br>8,53 | 71,1<br>9,10 | 70,2<br>9,69 | 69,2<br>10,28 | 68,1<br>10,87 | 66,7<br>11,43 | 64,7<br>11,91 | 62,1<br>12,39 | | | | | |
| | 15 | 160M | | | | | | | | | | | | | | | | | |
| 40-250A | 15 | 160M | 82,6<br>6,57 | 84,6<br>8,36 | 84,8<br>9,03 | 84,7<br>9,74 | 84,3<br>10,45 | 83,4<br>11,11 | 82,4<br>11,76 | 81,3<br>12,44 | 80,0<br>13,08 | 78,5<br>13,66 | 76,9<br>14,23 | 75,4<br>14,80 | 72,8<br>15,37 | 69,0<br>15,93 | | | |
| | 18,5 | 160L | | | | | | | | | | | | | | | | | |
| 40-250BM<br>max 14 bar | 18,5 | 160L | 92,6<br>7,41 | 93,2<br>9,12 | 93,3<br>9,78 | 93,2<br>10,48 | 93,1<br>11,18 | 92,8<br>11,91 | 92,4<br>12,65 | 91,7<br>13,38 | 90,9<br>14,06 | 89,8<br>14,73 | 88,3<br>15,38 | 86,5<br>16,00 | 84,6<br>16,60 | 82,3<br>17,18 | 79,5<br>17,74 | 72,0<br>18,83 | |
| 40-250AM<br>max 14 bar | 22 | 180M | 101,7<br>8,80 | 103,0<br>10,63 | 102,8<br>11,26 | 102,3<br>11,93 | 102,2<br>12,69 | 102,0<br>13,46 | 101,7<br>14,21 | 101,2<br>14,97 | 100,4<br>15,74 | 99,4<br>16,50 | 98,1<br>17,22 | 96,5<br>17,92 | 94,8<br>18,61 | 93,1<br>19,29 | 90,9<br>19,96 | 85,0<br>21,28 | 77,5<br>22,45 |

| TYPE | $P_2$ nom. kW | Motor Size | Q (m³/h - l/min) | | | | | | | | | | | | | | | | | |
|---|---|---|---|---|---|---|---|---|---|---|---|---|---|---|---|---|---|---|---|---|
| | | | 0 | 12 | 15 | 18 | 21 | 24 | 27 | 30 | 33 | 36 | 39 | 42 | 45 | 48 | 54 | 60 | 66 | 72 | 78 |
| | | | 0 | 200 | 250 | 300 | 350 | 400 | 450 | 500 | 550 | 600 | 650 | 700 | 750 | 800 | 900 | 1000 | 1100 | 1200 | 1300 |
| | | | H (m) / pump input power (kW) | | | | | | | | | | | | | | | | | | |
| 50-125B | 3 | 100L | 20,0<br>1,15 | 20,6<br>1,65 | 20,6<br>1,79 | 20,4<br>1,93 | 20,3<br>2,07 | 20,1<br>2,19 | 19,9<br>2,28 | 19,6<br>2,37 | 19,2<br>2,49 | 18,7<br>2,63 | 18,2<br>2,75 | 17,6<br>2,84 | 17,0<br>2,92 | 16,4<br>3,00 | 15,0<br>3,13 | 13,2<br>3,21 | 11,3<br>3,28 | 9,2<br>3,31 | |
| 50-125A | 4 | 112M | 23,7<br>1,50 | 24,3<br>2,02 | 24,3<br>2,19 | 24,2<br>2,35 | 24,1<br>2,51 | 23,9<br>2,66 | 23,7<br>2,81 | 23,3<br>2,94 | 23,0<br>3,07 | 22,6<br>3,21 | 22,1<br>3,34 | 21,7<br>3,47 | 21,2<br>3,59 | 20,7<br>3,69 | 19,6<br>3,88 | 18,2<br>4,03 | 16,4<br>4,15 | 14,2<br>4,23 | |
| 50-160B | 5,5 | 132S | 32,1<br>1,92 | | | | 33,5<br>3,60 | 33,4<br>3,84 | 33,1<br>4,06 | 32,7<br>4,28 | 32,2<br>4,48 | 31,6<br>4,67 | 31,0<br>4,84 | 30,2<br>4,99 | 29,1<br>5,12 | 28,3<br>5,24 | 26,2<br>5,45 | 23,9<br>5,60 | 21,5<br>5,70 | 18,9<br>5,75 | |
| 50-160A | 7,5 | 132S | 38,1<br>2,49 | | | | 39,8<br>4,44 | 39,8<br>4,74 | 39,7<br>5,03 | 39,5<br>5,30 | 39,2<br>5,56 | 38,8<br>5,79 | 38,3<br>6,00 | 37,7<br>6,21 | 36,9<br>6,21 | 36,0<br>6,60 | 34,2<br>6,93 | 32,2<br>7,20 | 29,7<br>7,45 | 27,4<br>7,66 | 25,4<br>7,95 |
| 50-200C | 11 | 160M | 48,2<br>3,13 | | | | | 49,7<br>6,11 | 49,2<br>6,44 | 48,5<br>6,75 | 47,7<br>7,06 | 46,9<br>7,35 | 45,9<br>7,62 | 44,9<br>7,88 | 43,7<br>8,11 | 42,6<br>8,31 | 40,0<br>8,67 | 36,0<br>9,02 | 32,3<br>9,26 | 28,9<br>9,43 | |
| 50-200B | 11 | 160M | 53,1<br>3,44 | | | | | 54,6<br>6,75 | 54,1<br>7,14 | 53,5<br>7,52 | 52,9<br>7,86 | 52,2<br>8,17 | 51,4<br>8,47 | 50,4<br>8,78 | 49,3<br>9,09 | 48,1<br>9,34 | 45,5<br>9,76 | 42,7<br>10,15 | 38,8<br>10,47 | 35,0<br>10,73 | |
| 50-200A | 15 | 160M | 59,9<br>4,38 | | | | | 61,8<br>7,92 | 61,5<br>8,36 | 61,0<br>8,78 | 60,4<br>9,20 | 59,7<br>9,62 | 58,8<br>10,02 | 58,0<br>10,38 | 57,1<br>10,73 | 56,0<br>11,05 | 53,6<br>11,65 | 50,8<br>12,17 | 47,8<br>12,62 | 44,4<br>13,01 | 39,8<br>13,35 |
| 50-250C | 15 | 160M | 69,2<br>5,27 | | | | | | 68,2<br>10,08 | 67,7<br>10,60 | 67,0<br>11,11 | 66,3<br>11,60 | 65,6<br>12,07 | 64,7<br>12,52 | 63,8<br>12,94 | 62,8<br>13,33 | 59,9<br>14,14 | 56,2<br>14,94 | 52,1<br>15,59 | | |
| 50-250B | 18,5 | 160L | 78,8<br>6,33 | | | | | | 78,4<br>11,72 | 78,0<br>12,33 | 77,6<br>12,92 | 77,0<br>13,49 | 76,1<br>14,03 | 75,1<br>14,55 | 74,0<br>15,06 | 72,9<br>15,53 | 70,3<br>16,44 | 66,9<br>17,34 | 62,9<br>18,18 | 58,5<br>18,96 | |
| 50-250A | 22 | 180M | 88,5<br>7,43 | | | | | | 88,3<br>13,20 | 88,1<br>13,87 | 87,7<br>14,55 | 87,2<br>15,22 | 86,6<br>15,88 | 85,8<br>16,51 | 84,8<br>17,13 | 83,8<br>17,74 | 81,4<br>18,90 | 78,5<br>19,99 | 75,0<br>21,00 | 70,2<br>21,94 | 64,8<br>22,82 |

| TYPE | $P_2$ nom. kW | Motor Size | Q (m³/h - l/min) | | | | | | | | | | | | | | | |
|---|---|---|---|---|---|---|---|---|---|---|---|---|---|---|---|---|---|---|
| | | | 0 | 42 | 45 | 48 | 54 | 60 | 66 | 72 | 78 | 84 | 96 | 108 | 120 | 132 | 138 | 144 |
| | | | 0 | 700 | 750 | 800 | 900 | 1000 | 1100 | 1200 | 1300 | 1400 | 1600 | 1800 | 2000 | 2200 | 2300 | 2400 |
| | | | H (m) / pump input power (kW) | | | | | | | | | | | | | | | |
| **50-315DN** No EN 733; only CA version | 37 | 200L | 87,8<br>11,19 | 90,4<br>20,11 | 90,3<br>20,81 | 90,2<br>21,52 | 89,9<br>22,91 | 89,2<br>24,19 | 88,2<br>25,41 | 87,1<br>26,58 | 86,0<br>27,71 | 84,8<br>28,81 | 82,4<br>30,91 | 79,9<br>32,92 | 76,9<br>34,81 | 73,4<br>36,56 | | |
| **50-315CN** No EN 733; only CA version | 45 | 225M | 101,8<br>13,32 | 105,0<br>23,97 | 104,9<br>24,79 | 104,8<br>25,63 | 104,3<br>27,25 | 103,7<br>28,77 | 102,7<br>30,21 | 101,5<br>31,55 | 100,3<br>32,85 | 99,1<br>34,15 | 96,7<br>36,68 | 94,1<br>39,06 | 91,3<br>41,26 | 88,7<br>43,26 | | |
| **50-315BN** No EN 733; only CA version | 55 | 250M | 122,3<br>17,44 | 124,3<br>29,30 | 124,4<br>30,29 | 124,5<br>31,30 | 124,7<br>33,28 | 124,4<br>35,10 | 123,6<br>36,80 | 122,5<br>38,35 | 121,3<br>39,85 | 119,9<br>41,39 | 116,6<br>44,41 | 113,3<br>47,32 | 110,1<br>50,01 | 107,1<br>52,39 | 105,4<br>53,60 | 103,5<br>54,83 |
| **50-315AN** No EN 733; only CA version | 75 | 280S | 146,1<br>22,75 | 146,9<br>35,89 | 147,1<br>37,03 | 147,3<br>38,21 | 147,4<br>40,53 | 147,3<br>42,66 | 146,9<br>44,71 | 146,3<br>46,72 | 145,3<br>48,67 | 144,1<br>50,59 | 141,2<br>54,26 | 137,9<br>57,67 | 134,1<br>60,84 | 130,0<br>63,78 | 127,9<br>65,11 | 125,8<br>66,34 |

| TYPE | $P_2$ nom. kW | Motor Size | Q (m³/h - l/min) | | | | | | | | | | | | | | | | | | | | | |
|---|---|---|---|---|---|---|---|---|---|---|---|---|---|---|---|---|---|---|---|---|---|---|---|---|
| | | | 0 | 30 | 33 | 36 | 39 | 42 | 45 | 48 | 54 | 60 | 66 | 72 | 78 | 84 | 96 | 108 | 120 | 132 | 138 | 144 | 150 |
| | | | 0 | 500 | 550 | 600 | 650 | 700 | 750 | 800 | 900 | 1000 | 1100 | 1200 | 1300 | 1400 | 1600 | 1800 | 2000 | 2200 | 2300 | 2400 | 2500 |
| | | | H (m) / pump input power (kW) | | | | | | | | | | | | | | | | | | | | |
| **65-125B** | 5,5 | 132S | 19,7<br>2,07 | 20,6<br>3,36 | 20,5<br>3,49 | 20,4<br>3,62 | 20,4<br>3,75 | 20,3<br>3,87 | 20,2<br>3,99 | 20,2<br>4,11 | 20,0<br>4,34 | 19,7<br>4,54 | 19,3<br>4,71 | 18,8<br>4,87 | 18,2<br>5,03 | 17,5<br>5,17 | 16,3<br>5,45 | 15,0<br>5,67 | 13,1<br>5,84 | | | | |
| **65-125A** | 7,5 | 132S | 24,6<br>2,95 | 25,2<br>4,37 | 25,2<br>4,52 | 25,1<br>4,68 | 25,1<br>4,83 | 25,0<br>4,98 | 24,9<br>5,13 | 24,9<br>5,29 | 24,7<br>5,60 | 24,5<br>5,89 | 24,2<br>6,16 | 23,9<br>6,41 | 23,5<br>6,65 | 23,0<br>6,86 | 22,0<br>7,25 | 20,6<br>7,55 | 18,8<br>7,77 | 16,8<br>7,93 | | | |
| **65-160C** | 11 | 160M | 28,9<br>2,67 | | | | | 30,6<br>5,52 | 30,5<br>5,71 | 30,3<br>5,90 | 30,0<br>6,26 | 29,6<br>6,60 | 29,1<br>6,93 | 28,5<br>7,23 | 27,9<br>7,51 | 27,2<br>7,77 | 25,3<br>8,26 | 22,9<br>8,64 | 20,2<br>8,92 | 17,5<br>9,11 | 16,0<br>9,17 | 13,9<br>9,19 | |
| **65-160B** | 11 | 160M | 33,2<br>3,37 | | | | | 35,1<br>6,51 | 35,0<br>6,74 | 34,9<br>6,95 | 34,6<br>7,37 | 34,3<br>7,77 | 33,8<br>8,17 | 33,3<br>8,56 | 32,8<br>8,91 | 32,1<br>9,24 | 30,4<br>9,85 | 28,2<br>10,38 | 25,5<br>10,82 | 22,5<br>11,17 | 21,4<br>11,34 | 20,4<br>11,49 | |
| **65-160A** | 15 | 160M | 40,1<br>4,54 | | | | | 42,5<br>8,31 | 42,5<br>8,59 | 42,5<br>8,86 | 42,3<br>9,37 | 42,1<br>9,86 | 41,8<br>10,35 | 41,4<br>10,85 | 41,0<br>11,32 | 40,4<br>11,77 | 38,9<br>12,65 | 37,1<br>13,46 | 35,3<br>14,14 | 32,8<br>14,79 | 31,7<br>15,14 | 30,9<br>15,52 | |
| **65-200C** | 15 | 160M | 44,4<br>4,38 | | | | | | | | 46,1<br>10,30 | 45,4<br>10,87 | 44,7<br>11,44 | 44,0<br>12,00 | 43,2<br>12,52 | 42,4<br>12,98 | 40,3<br>13,76 | 37,5<br>14,36 | 33,7<br>14,89 | 28,9<br>15,27 | 26,8<br>15,43 | | |
| **65-200B** | 18,5 | 160L | 51,7<br>5,71 | | | | | | | | 53,9<br>12,58 | 53,4<br>13,25 | 52,7<br>13,89 | 52,0<br>14,51 | 51,3<br>15,12 | 50,4<br>15,66 | 48,6<br>16,56 | 45,9<br>17,56 | 43,0<br>18,37 | 39,4<br>18,96 | 37,1<br>19,20 | 34,6<br>19,42 | |
| **65-200A** | 22 | 180M | 60,3<br>7,25 | | | | | | | | 61,8<br>14,56 | 61,4<br>15,38 | 61,0<br>16,18 | 60,4<br>16,93 | 59,8<br>17,64 | 59,1<br>18,33 | 57,1<br>19,66 | 54,6<br>20,84 | 51,6<br>21,83 | 48,3<br>22,73 | 46,5<br>23,10 | 44,4<br>23,41 | |
| **65-250B** | 30 | 200L | 80,6<br>9,16 | | | | | | | | 80,6<br>19,79 | 79,5<br>20,77 | 78,4<br>21,74 | 77,1<br>22,72 | 75,7<br>23,63 | 74,1<br>24,37 | 70,4<br>25,59 | 66,1<br>26,73 | 61,0<br>27,55 | 54,7<br>28,09 | 51,0<br>28,27 | 47,3<br>28,38 | |
| **65-250A** | 37 | 200L | 91,6<br>11,32 | | | | | | | | 91,6<br>23,01 | 90,8<br>24,18 | 89,8<br>25,33 | 88,6<br>26,47 | 87,4<br>27,58 | 85,9<br>28,55 | 82,5<br>30,14 | 77,8<br>31,64 | 72,8<br>32,77 | 67,4<br>33,54 | 64,3<br>33,85 | 60,8<br>34,09 | 57,9<br>34,25 |

| TYPE | $P_2$ nom. kW | Motor Size | Q (m³/h - l/min) | | | | | | | | | | | | | | | | | | |
|---|---|---|---|---|---|---|---|---|---|---|---|---|---|---|---|---|---|---|---|---|---|
| | | | 0 | 54 | 60 | 66 | 72 | 78 | 84 | 96 | 108 | 120 | 132 | 138 | 144 | 150 | 156 | 168 | 180 | 195 | 210 |
| | | | 0 | 900 | 1000 | 1100 | 1200 | 1300 | 1400 | 1600 | 1800 | 2000 | 2200 | 2300 | 2400 | 2500 | 2600 | 2800 | 3000 | 3250 | 3500 |
| | | | H (m) / pump input power (kW) | | | | | | | | | | | | | | | | | | |
| **65-315CN** only CA version | 55 | 250M | 93,9<br>15,58 | 96,5<br>26,64 | 96,4<br>27,96 | 96,3<br>29,26 | 96,0<br>30,48 | 95,6<br>31,67 | 95,1<br>32,88 | 93,8<br>35,28 | 92,3<br>37,55 | 90,7<br>39,76 | 89,1<br>41,99 | 88,3<br>43,09 | 87,5<br>44,18 | 86,5<br>45,24 | 85,5<br>46,28 | 83,2<br>48,31 | 80,8<br>50,27 | | |
| **65-315BN** only CA version | 75 | 280S | 116,5<br>21,16 | 117,9<br>34,28 | 117,8<br>35,82 | 117,7<br>37,35 | 117,4<br>38,80 | 117,0<br>40,26 | 116,4<br>41,84 | 114,9<br>45,05 | 113,3<br>47,88 | 111,4<br>50,51 | 109,4<br>53,05 | 108,3<br>54,27 | 107,2<br>55,48 | 106,0<br>56,64 | 104,9<br>57,76 | 102,5<br>59,94 | 99,9<br>62,26 | 96,3<br>65,43 | |
| **65-315AN** only CA version | 90 | 280M | 138,2<br>26,69 | 138,8<br>43,17 | 138,5<br>45,02 | 138,1<br>46,88 | 137,6<br>48,78 | 137,0<br>50,67 | 136,4<br>52,51 | 135,0<br>56,09 | 133,5<br>59,51 | 131,7<br>62,82 | 129,5<br>66,08 | 128,3<br>67,67 | 127,0<br>69,20 | 125,8<br>70,68 | 124,5<br>72,10 | 121,8<br>74,81 | 118,8<br>77,32 | 114,8<br>80,16 | 110,4<br>83,11 |

# CA/CAT - CAX EN 733 ~ 2900 r.p.m.

| TYPE | $P_2$ nom. kW | Motor Size | Q (m³/h - l/min) | | | | | | | | | | | | | | | | | |
|---|---|---|---|---|---|---|---|---|---|---|---|---|---|---|---|---|---|---|---|---|
| | | | 0 | 66 | 72 | 78 | 84 | 96 | 108 | 120 | 132 | 138 | 144 | 156 | 168 | 180 | 195 | 210 | 225 | 240 |
| | | | 0 | 1100 | 1200 | 1300 | 1400 | 1600 | 1800 | 2000 | 2200 | 2300 | 2400 | 2600 | 2800 | 3000 | 3250 | 3500 | 3750 | 4000 |
| | | | H (m) / pump input power (kW) | | | | | | | | | | | | | | | | | |
| **80-160E** | 11 | 160M | 21,5<br>3,48 | 22,9<br>6,43 | 22,5<br>6,65 | 22,1<br>6,86 | 21,6<br>7,07 | 20,8<br>7,45 | 19,9<br>7,76 | 18,9<br>8,05 | 17,7<br>8,38 | 17,2<br>8,52 | 16,6<br>8,65 | 15,3<br>8,84 | 13,7<br>8,88 | | | | | |
| **80-160D** | 11 | 160M | 25,4<br>4,16 | 27,3<br>7,74 | 27,0<br>8,01 | 26,6<br>8,27 | 26,3<br>8,53 | 25,4<br>9,03 | 24,5<br>9,46 | 23,5<br>9,79 | 22,4<br>10,14 | 21,8<br>10,32 | 21,2<br>10,49 | 19,9<br>10,76 | 18,3<br>10,95 | 16,4<br>11,07 | | | | |
| **80-160C** | 15 | 160M | 29,0<br>4,74 | 30,9<br>8,66 | 30,7<br>8,98 | 30,4<br>9,29 | 30,1<br>9,59 | 29,4<br>10,22 | 28,5<br>10,85 | 27,4<br>11,38 | 26,3<br>11,85 | 25,8<br>12,06 | 25,3<br>12,25 | 24,1<br>12,59 | 22,5<br>12,85 | 20,7<br>13,05 | 18,4<br>13,21 | | | |
| **80-160B** | 18,5 | 160L | 33,6<br>6,28 | 35,9<br>10,61 | 35,7<br>10,94 | 35,4<br>11,25 | 35,2<br>11,57 | 34,5<br>12,25 | 33,7<br>12,99 | 32,9<br>13,69 | 32,0<br>14,33 | 31,6<br>14,62 | 31,1<br>14,90 | 30,0<br>15,38 | 28,6<br>15,75 | 27,0<br>16,04 | 24,5<br>16,35 | 22,0<br>16,57 | | |
| **80-160A** | 22,5 | 180M | 38,0<br>6,82 | 40,5<br>12,04 | 40,4<br>12,50 | 40,2<br>12,96 | 40,1<br>13,42 | 39,6<br>14,34 | 39,1<br>15,23 | 38,4<br>16,05 | 37,5<br>16,81 | 37,1<br>17,19 | 36,6<br>17,57 | 35,4<br>18,29 | 34,1<br>18,86 | 32,6<br>19,34 | 30,4<br>19,84 | 28,3<br>20,38 | 23,9<br>20,28 | |
| **80-200B** | 30 | 200L | 50,4<br>8,89 | | | | 54,5<br>18,00 | 53,9<br>19,22 | 53,2<br>20,56 | 52,3<br>22,05 | 51,3<br>23,32 | 50,7<br>23,79 | 50,2<br>24,21 | 48,9<br>25,06 | 47,4<br>26,03 | 45,8<br>26,97 | 43,4<br>27,97 | 40,9<br>28,81 | 38,5<br>29,48 | |
| **80-200A** | 37 | 200L | 57,3<br>10,32 | | | | 61,7<br>21,15 | 61,3<br>22,80 | 60,6<br>24,43 | 59,4<br>26,13 | 58,2<br>27,62 | 57,8<br>28,17 | 57,5<br>28,57 | 56,8<br>29,28 | 55,4<br>30,39 | 53,7<br>31,67 | 51,5<br>32,98 | 49,1<br>34,05 | 46,6<br>34,94 | 43,9<br>35,68 |
| **80-250B** | 45 | 225M | 77,2<br>14,01 | | | | | 80,0<br>30,93 | 79,0<br>32,60 | 77,5<br>34,34 | 75,3<br>36,13 | 74,2<br>37,02 | 73,1<br>37,86 | 71,0<br>39,38 | 69,0<br>40,78 | 67,0<br>42,10 | 64,5<br>43,60 | 61,8<br>44,94 | 58,8<br>46,15 | |
| **80-250A** | 55 | 250M | 90,0<br>16,74 | | | | | 92,8<br>36,56 | 91,1<br>38,57 | 89,3<br>40,54 | 87,4<br>42,46 | 86,4<br>43,39 | 85,4<br>44,31 | 83,1<br>46,12 | 80,7<br>47,81 | 78,5<br>49,29 | 75,7<br>50,92 | 72,4<br>52,59 | 68,8<br>54,18 | 65,2<br>55,50 |

| TYPE | $P_2$ nom. kW | Motor Size | Q (m³/h - l/min) | | | | | | | | | | | | | | | | |
|---|---|---|---|---|---|---|---|---|---|---|---|---|---|---|---|---|---|---|---|
| | | | 0 | 78 | 84 | 96 | 108 | 120 | 132 | 138 | 144 | 156 | 168 | 180 | 195 | 210 | 225 | 240 | 255 |
| | | | 0 | 1300 | 1400 | 1600 | 1800 | 2000 | 2200 | 2300 | 2400 | 2600 | 2800 | 3000 | 3250 | 3500 | 3750 | 4000 | 4250 |
| | | | H (m) / pump input power (kW) | | | | | | | | | | | | | | | | |
| **80-315BN** only CA version | 90 | 280M | 108,0<br>21,85 | 112,4<br>42,35 | 112,4<br>44,06 | 112,2<br>47,49 | 111,7<br>50,86 | 111,1<br>54,13 | 110,2<br>57,25 | 109,7<br>58,76 | 109,1<br>60,24 | 107,9<br>63,14 | 106,4<br>65,95 | 104,9<br>68,72 | 102,7<br>72,14 | 100,4<br>75,60 | 98,3<br>78,97 | 95,7<br>82,15 | 90,8<br>85,17 |
| **80-315AN** only CA version | 110 | 315S | 140,5<br>31,92 | 141,4<br>55,48 | 141,1<br>57,36 | 140,2<br>61,13 | 139,2<br>64,91 | 138,1<br>68,78 | 136,9<br>72,88 | 136,2<br>74,96 | 135,5<br>76,96 | 134,1<br>80,84 | 132,5<br>84,36 | 131,0<br>87,02 | 128,7<br>90,23 | 125,8<br>94,76 | 122,5<br>99,35 | 121,7<br>103,04 | 118,5<br>106,15 |

| TYPE | $P_2$ nom. kW | Motor Size | Q (m³/h - l/min) | | | | | | | | | | | | | | | | | |
|---|---|---|---|---|---|---|---|---|---|---|---|---|---|---|---|---|---|---|---|---|
| | | | 0 | 108 | 120 | 132 | 138 | 144 | 156 | 168 | 180 | 195 | 210 | 225 | 240 | 255 | 270 | 300 | 330 | 360 |
| | | | 0 | 1800 | 2000 | 2200 | 2300 | 2400 | 2600 | 2800 | 3000 | 3250 | 3500 | 3750 | 4000 | 4250 | 4500 | 5000 | 5500 | 6000 |
| | | | H (m) / pump input power (kW) | | | | | | | | | | | | | | | | | |
| **100-200B** | 45 | 225M | 56,1<br>21,75 | 56,8<br>28,84 | 56,5<br>29,78 | 56,1<br>30,74 | 55,9<br>31,24 | 55,6<br>31,75 | 55,1<br>32,81 | 54,5<br>33,89 | 53,9<br>35,04 | 53,1<br>36,50 | 52,2<br>37,82 | 51,4<br>38,89 | 50,4<br>39,85 | 49,0<br>40,77 | 47,5<br>41,60 | 43,8<br>42,92 | 39,7<br>43,82 | |
| **100-200A** | 55 | 250M | 61,1<br>24,57 | 62,2<br>33,04 | 61,8<br>34,07 | 61,5<br>35,11 | 61,2<br>35,64 | 61,0<br>36,18 | 60,5<br>37,28 | 59,9<br>38,39 | 59,5<br>39,49 | 58,9<br>40,86 | 58,3<br>42,23 | 57,4<br>43,60 | 56,4<br>44,97 | 55,2<br>46,20 | 53,8<br>47,28 | 50,6<br>49,05 | 46,8<br>50,53 | 42,5<br>51,62 |
| **100-250C** | 55 | 250M | 71,9<br>24,75 | | 73,2<br>40,12 | 73,1<br>41,93 | 73,0<br>42,84 | 72,9<br>43,70 | 72,6<br>45,28 | 72,2<br>46,77 | 71,8<br>48,21 | 71,1<br>49,94 | 70,3<br>51,65 | 69,3<br>53,38 | 67,9<br>55,05 | 66,4<br>56,66 | 64,7<br>58,19 | 61,0<br>60,99 | | |
| | 75 | 280S | | | | | | | | | | | | | | | | | | |
| **100-250B** | 75 | 280S | 83,6<br>29,69 | | 83,7<br>47,10 | 83,5<br>49,06 | 83,4<br>50,04 | 83,2<br>51,01 | 82,9<br>52,92 | 82,5<br>54,76 | 82,1<br>56,47 | 81,4<br>58,46 | 80,8<br>60,26 | 80,0<br>61,86 | 79,0<br>63,49 | 77,9<br>65,17 | 76,4<br>66,93 | 72,0<br>70,91 | 67,6<br>73,78 | |
| **100-250A** | 90 | 280M | 93,5<br>32,71 | | 93,9<br>51,99 | 93,7<br>54,14 | 93,5<br>55,23 | 93,4<br>56,31 | 92,9<br>58,48 | 92,4<br>60,60 | 91,8<br>62,57 | 90,9<br>64,88 | 89,9<br>66,97 | 88,8<br>68,84 | 87,4<br>70,81 | 85,7<br>72,81 | 84,0<br>74,73 | 80,4<br>78,17 | 75,8<br>81,33 | 73,2<br>85,53 |

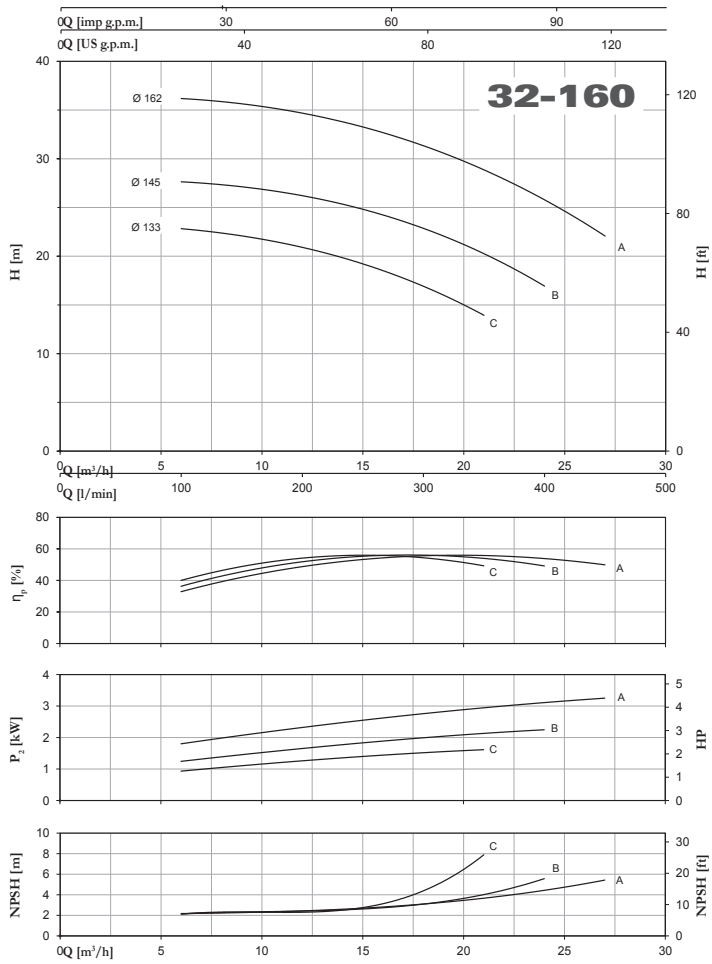
32-160
Q [imp g.p.m.]
Q [US g.p.m.]
H [m]
H [ft]
Ø 162
Ø 145
Ø 133
A
B
C
Q [m³/h]
Q [l/min]
η_p [%]
P₂ [kW]
HP
NPSH [m]
NPSH [ft]

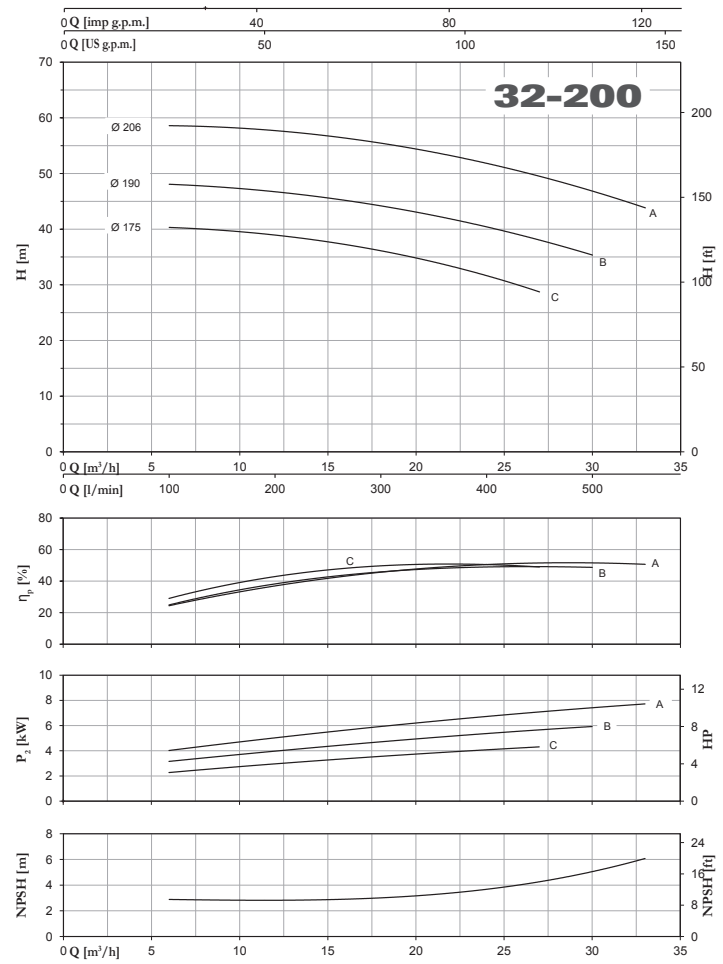
32-200
Q [imp g.p.m.]
Q [US g.p.m.]
H [m]
H [ft]
Ø 206
Ø 190
Ø 175
A
B
C
Q [m³/h]
Q [l/min]
η_p [%]
P₂ [kW]
HP
NPSH [m]
NPSH [ft]

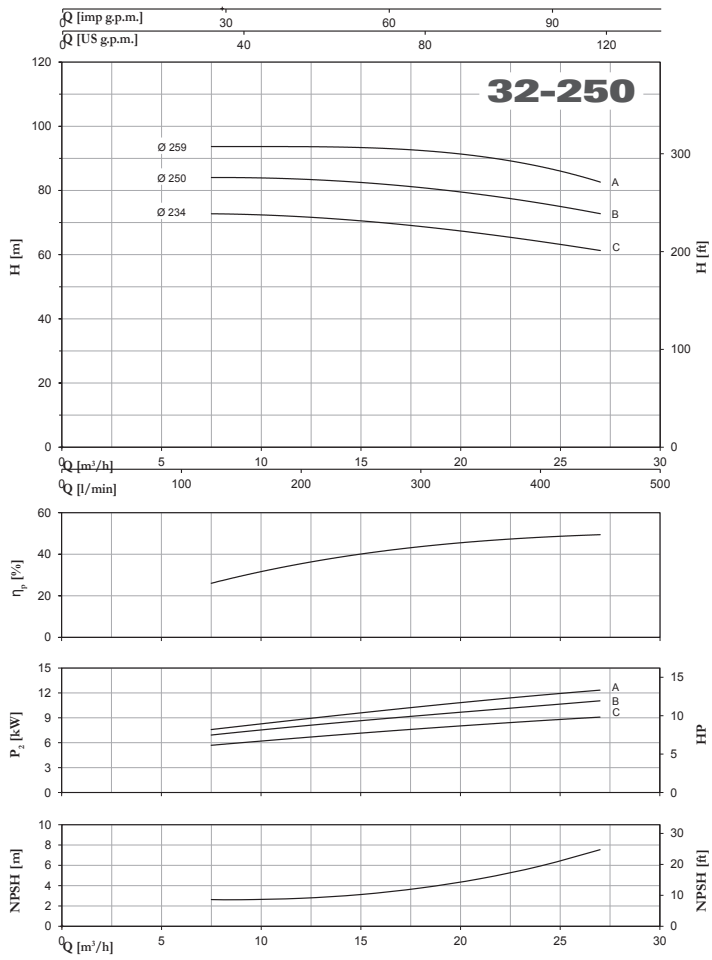
32-250
Q [imp g.p.m.]
Q [US g.p.m.]
H [m]
H [ft]
Ø 259
Ø 250
Ø 234
A
B
C
Q [m³/h]
Q [l/min]
η_p [%]
P₂ [kW]
HP
NPSH [m]
NPSH [ft]

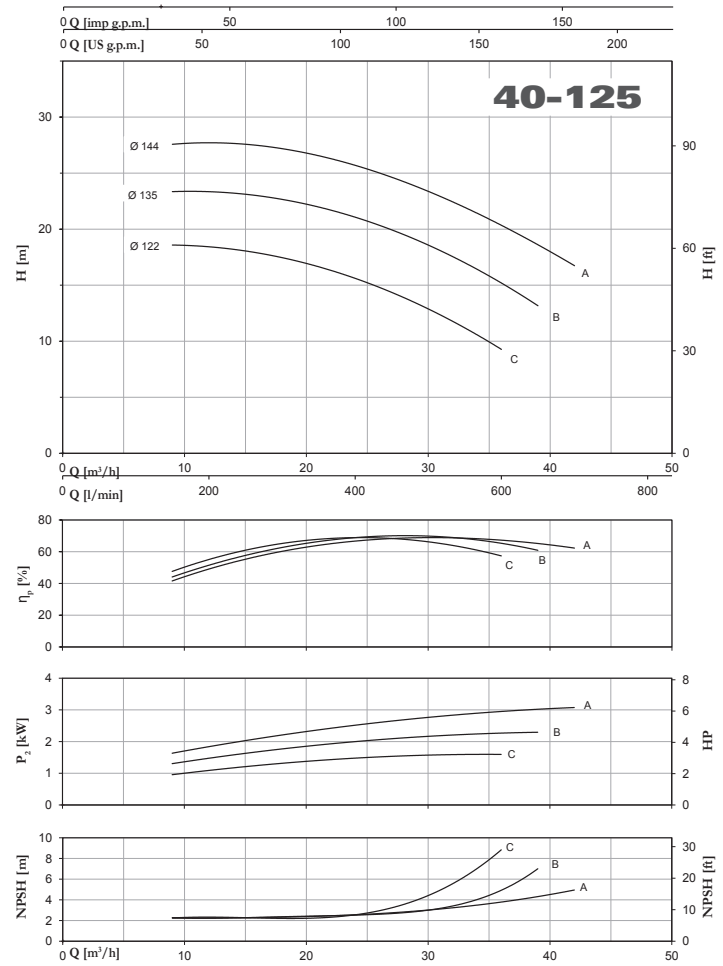
40-125
Q [imp g.p.m.]
Q [US g.p.m.]
H [m]
H [ft]
Ø 144
Ø 135
Ø 122
A
B
C
Q [m³/h]
Q [l/min]
η_p [%]
P₂ [kW]
HP
NPSH [m]
NPSH [ft]

# CA/CAT - CAX EN 733 ~ 2900 r.p.m.

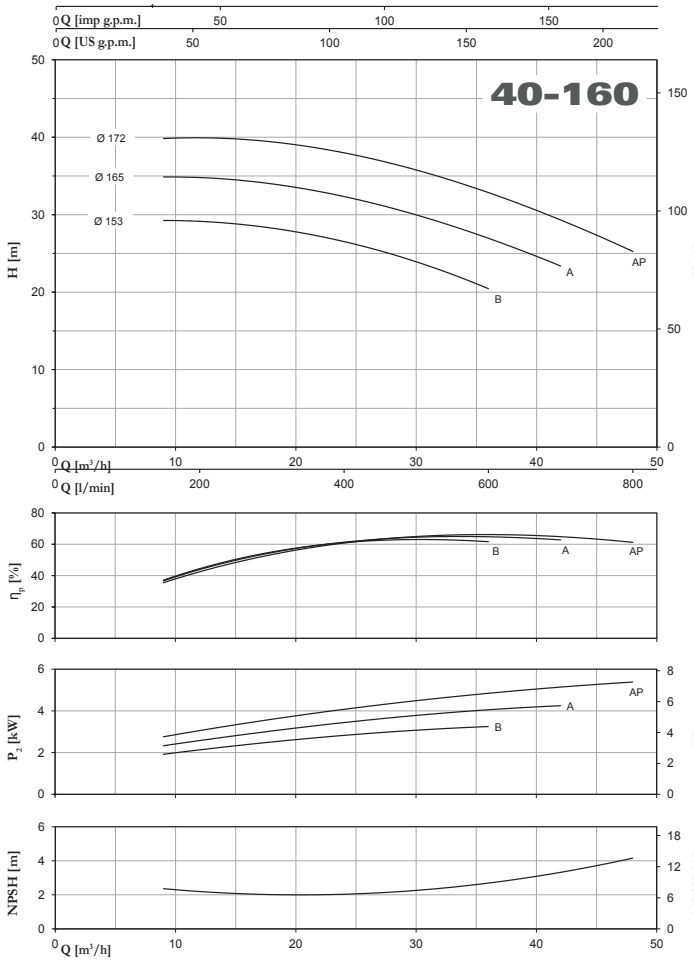


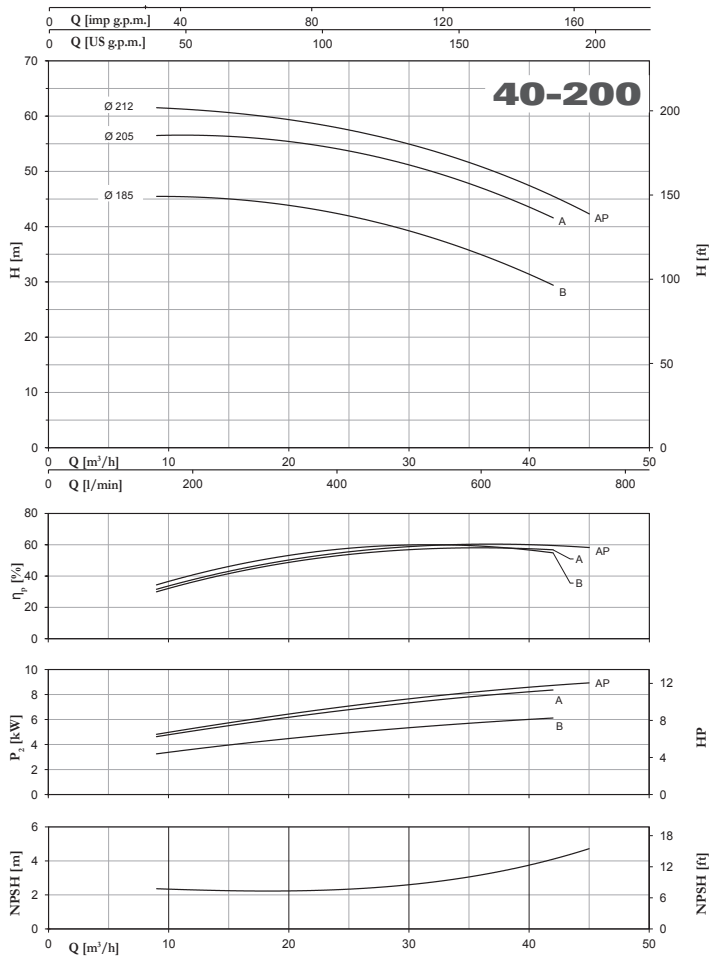


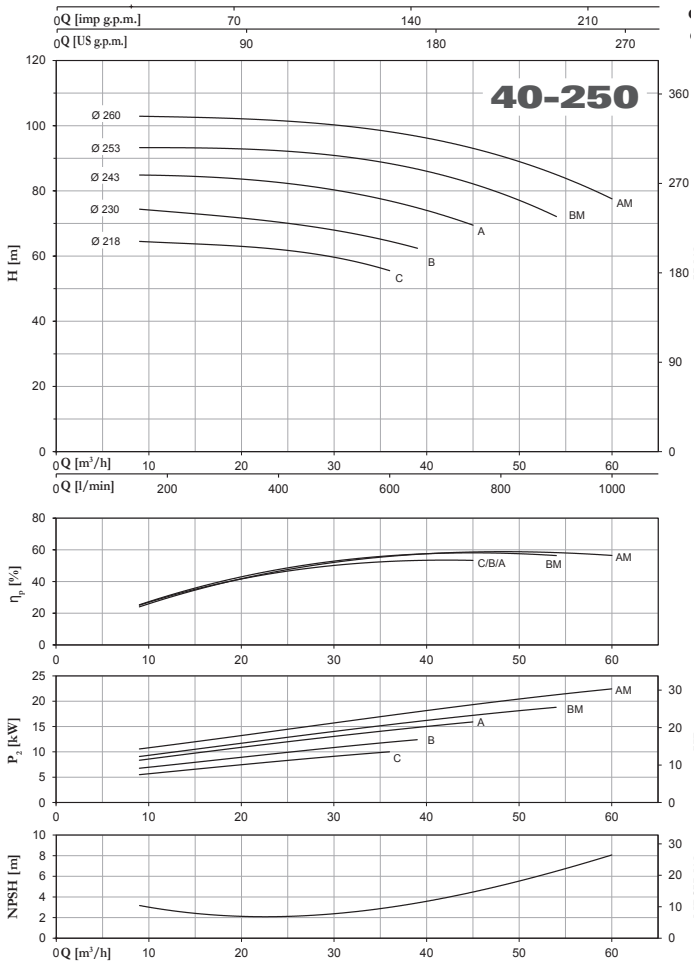


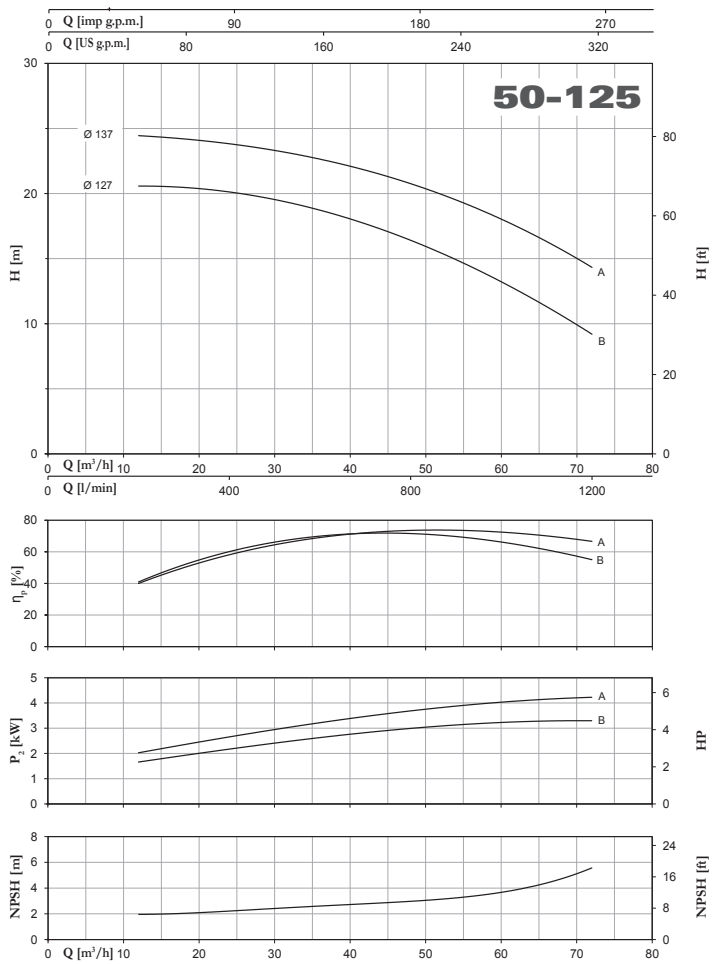




Tolerance: ISO 9906:2012 - Grade 3B

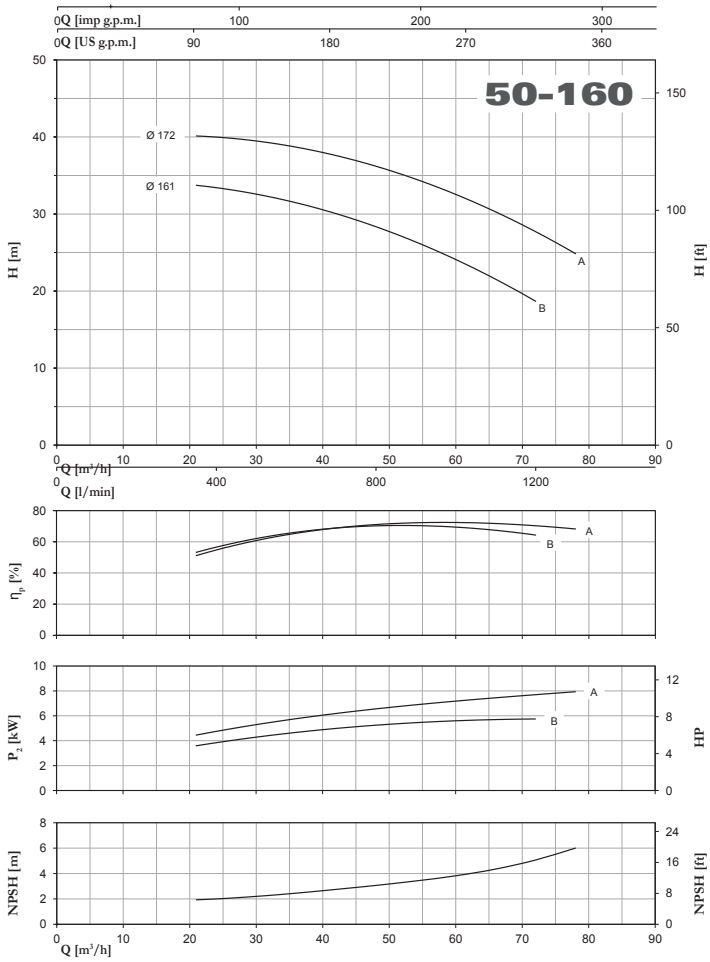


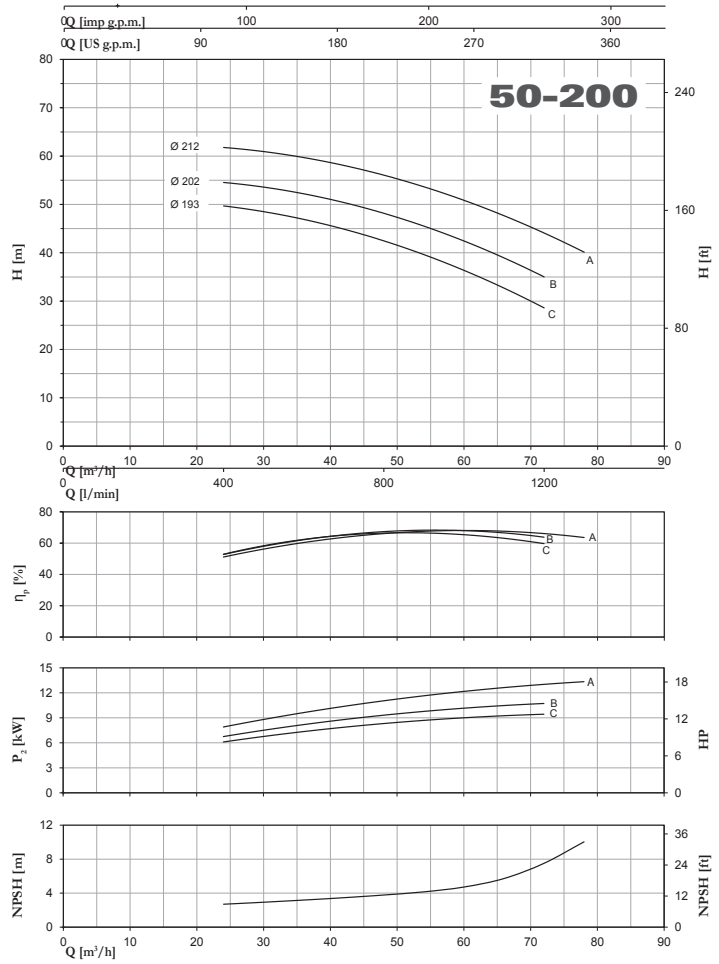


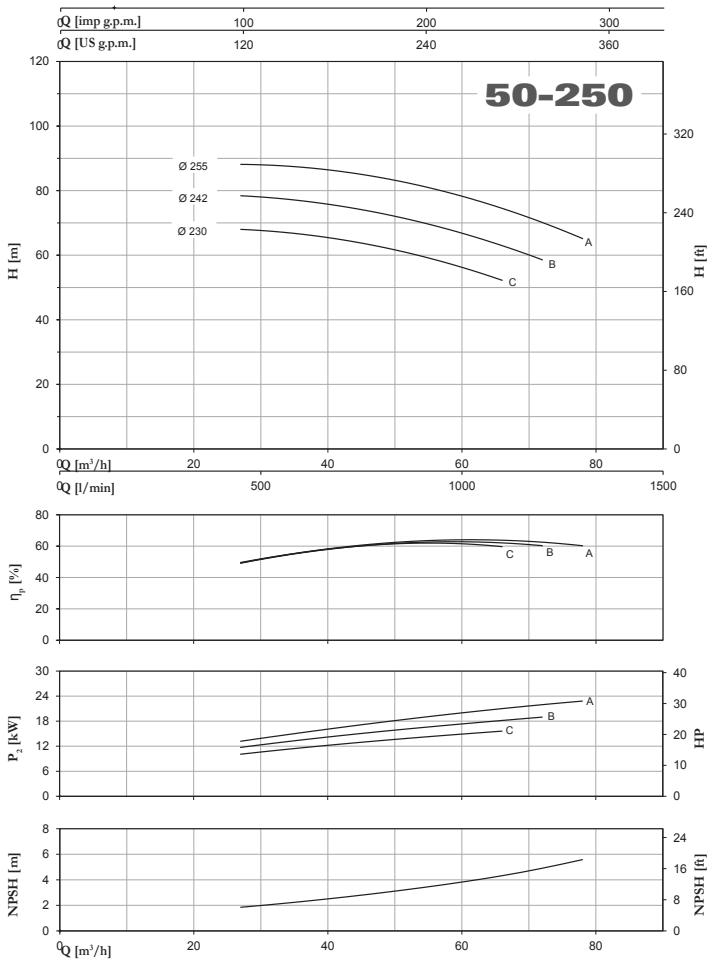


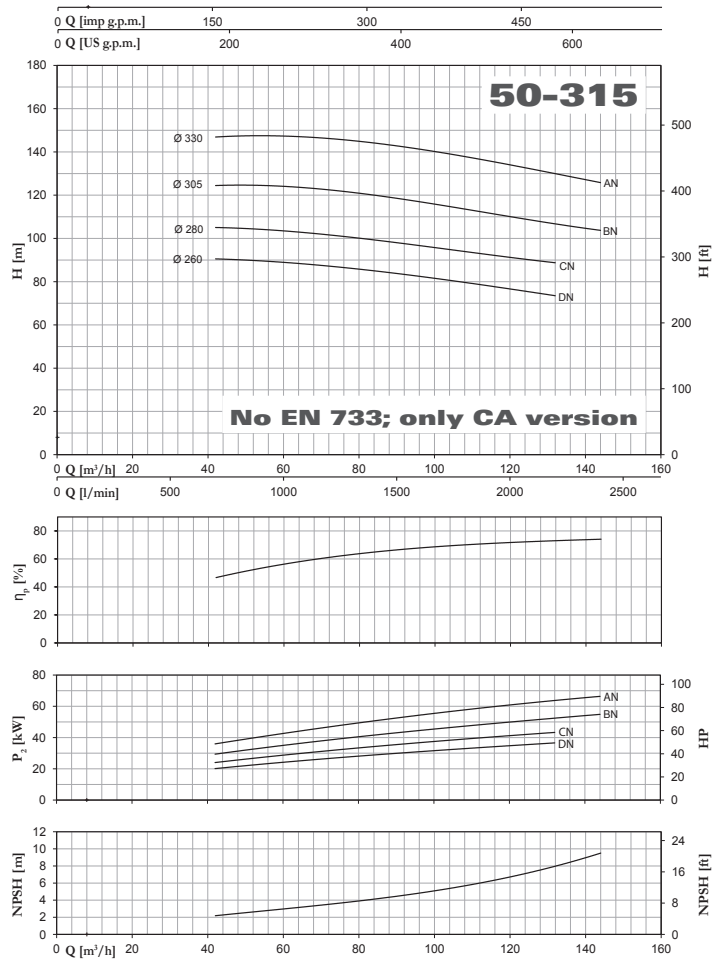


Tolerance: ISO 9906:2012 - Grade 3B

# CA/CAT - CAX EN 733 ~ 2900 r.p.m.

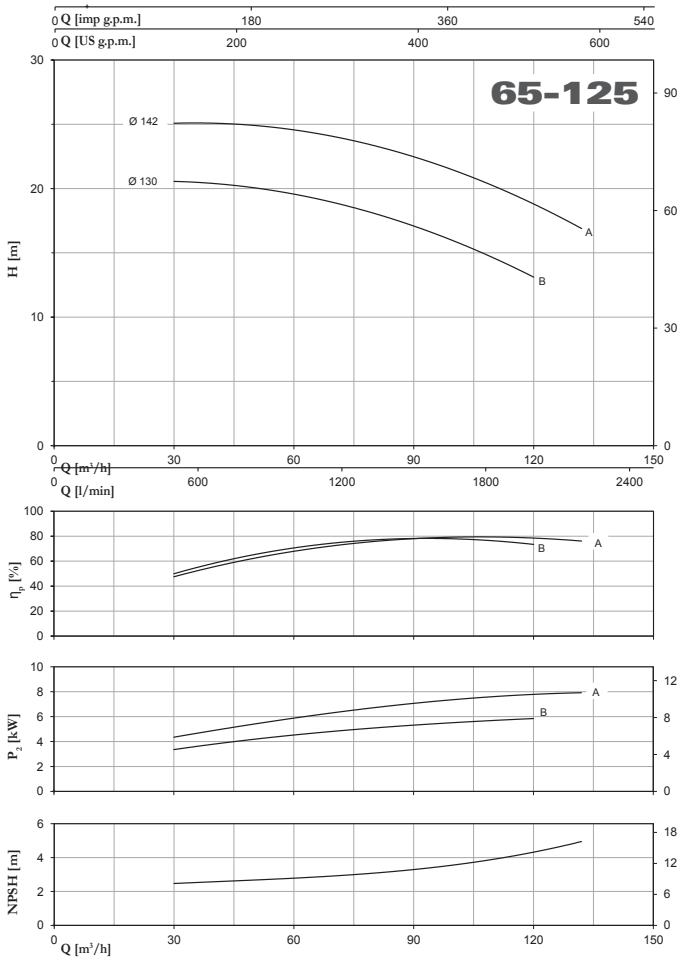


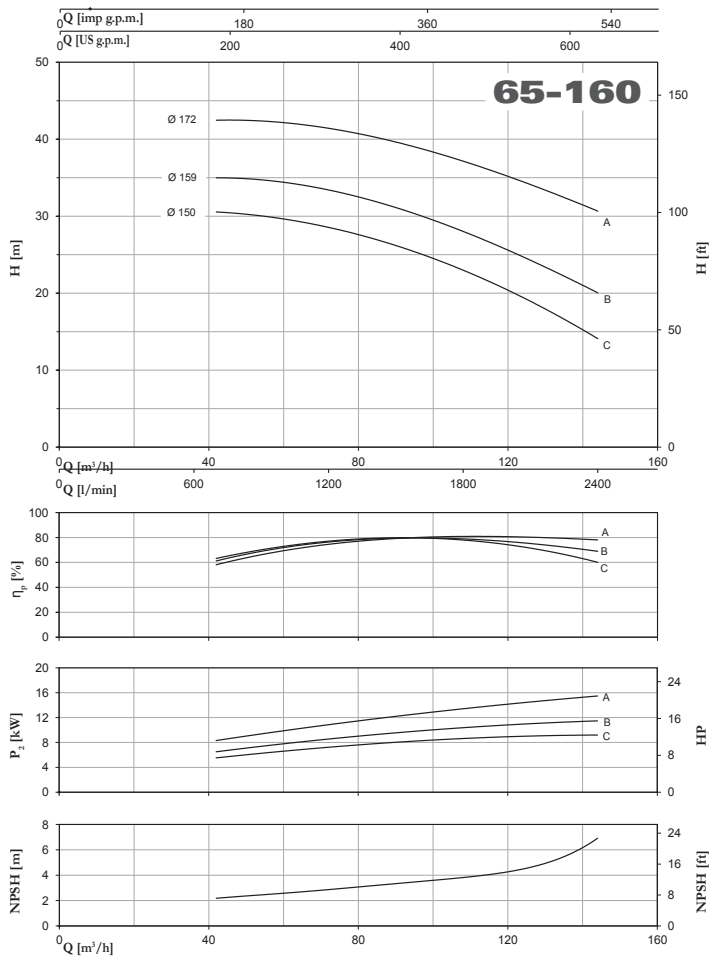


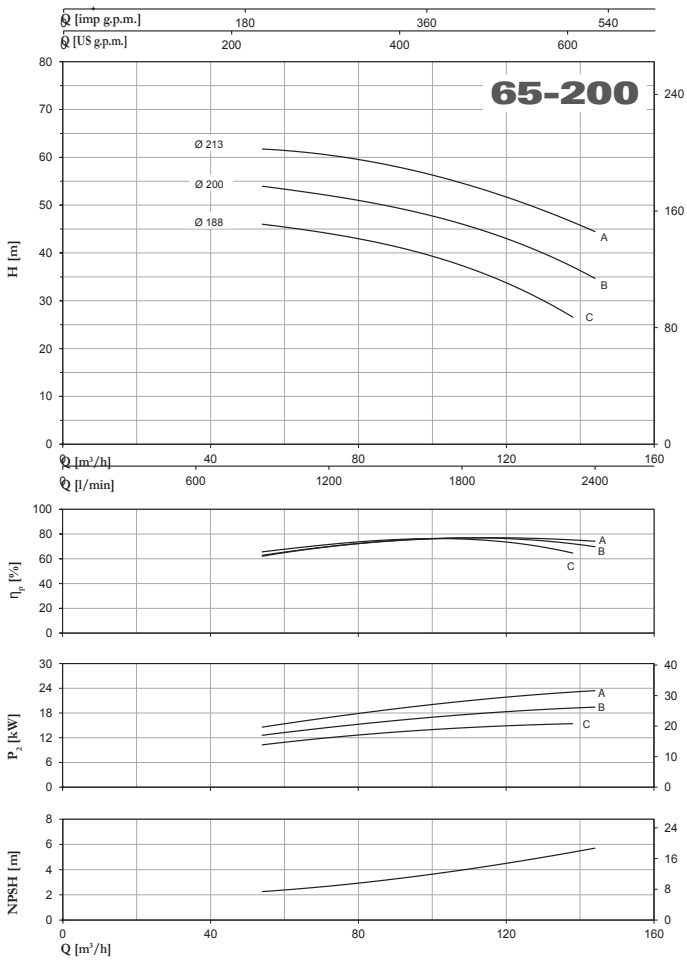


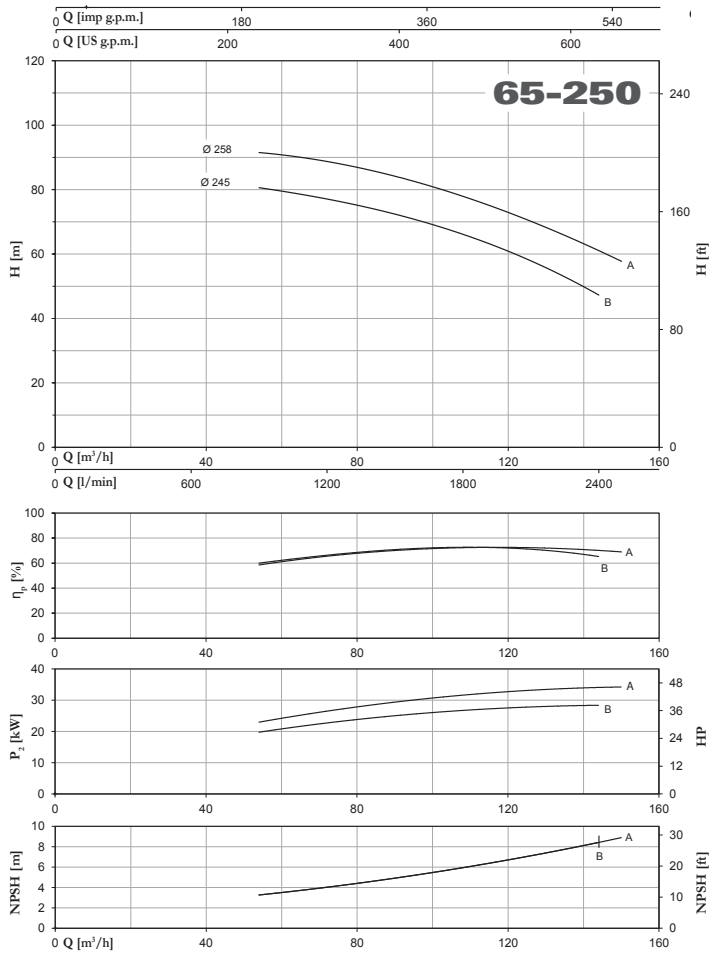




Tolerance: ISO 9906:2012 - Grade 3B

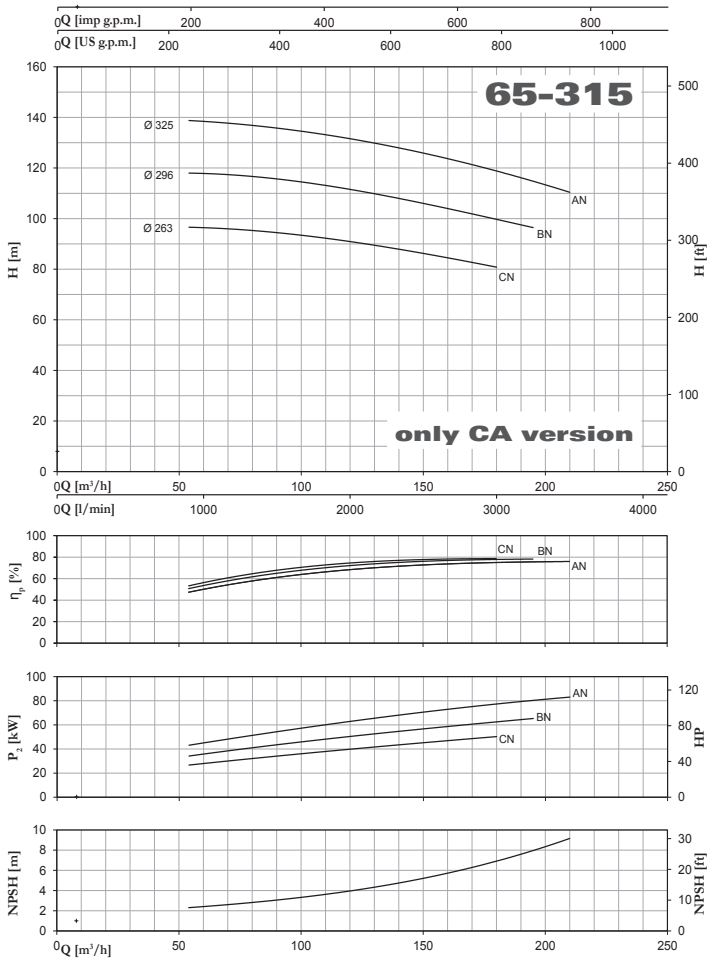


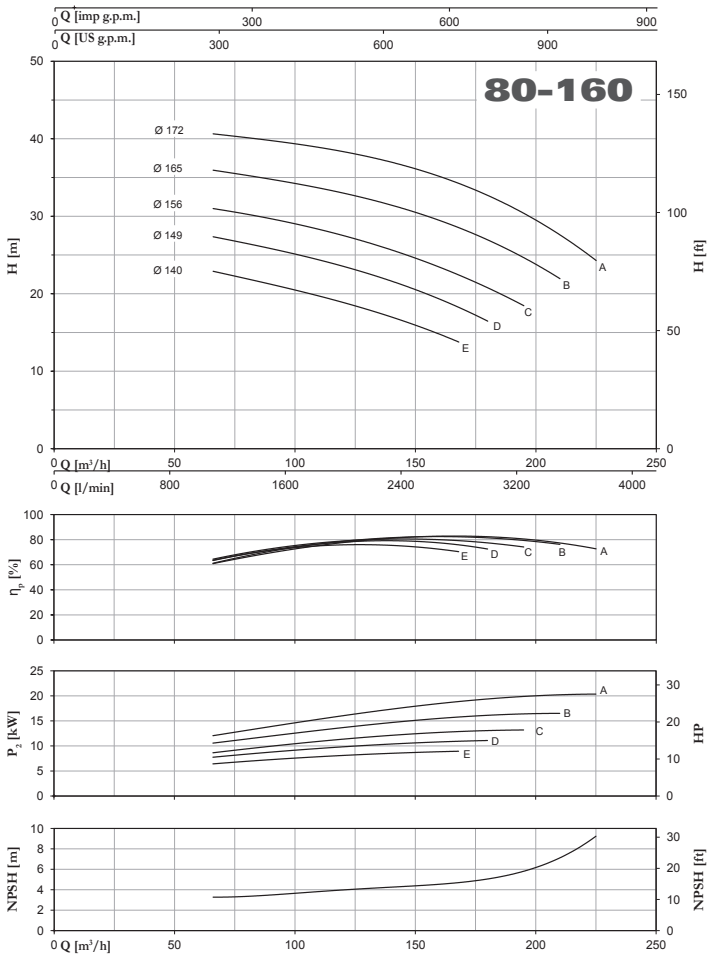


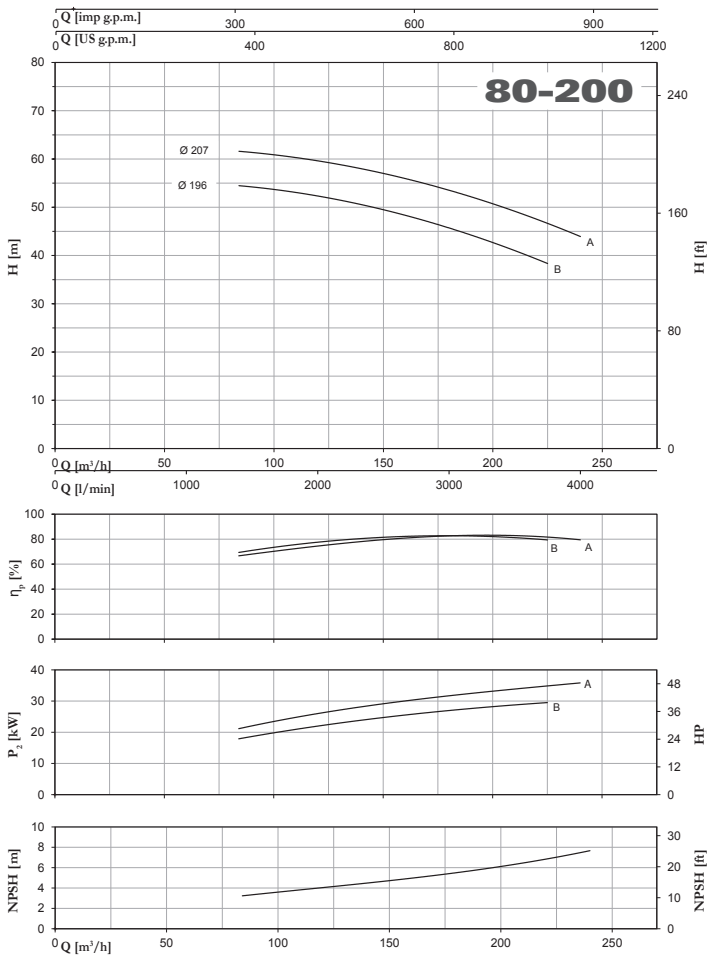


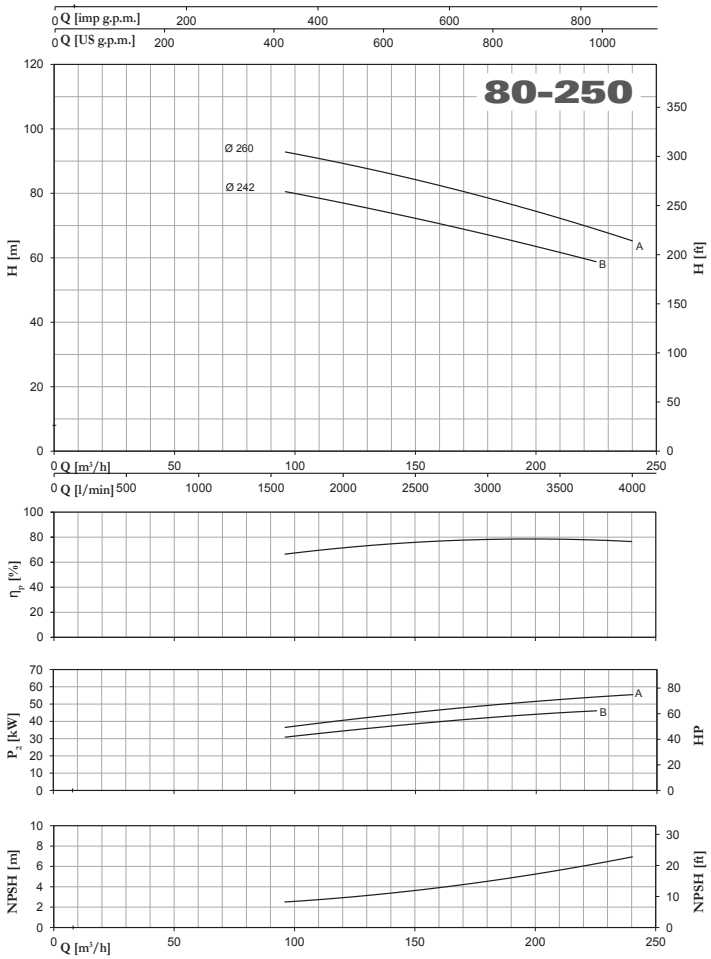


Tolerance: ISO 9906:2012 - Grade 3B

# CA/CAT - CAX EN 733 ~ 2900 r.p.m.

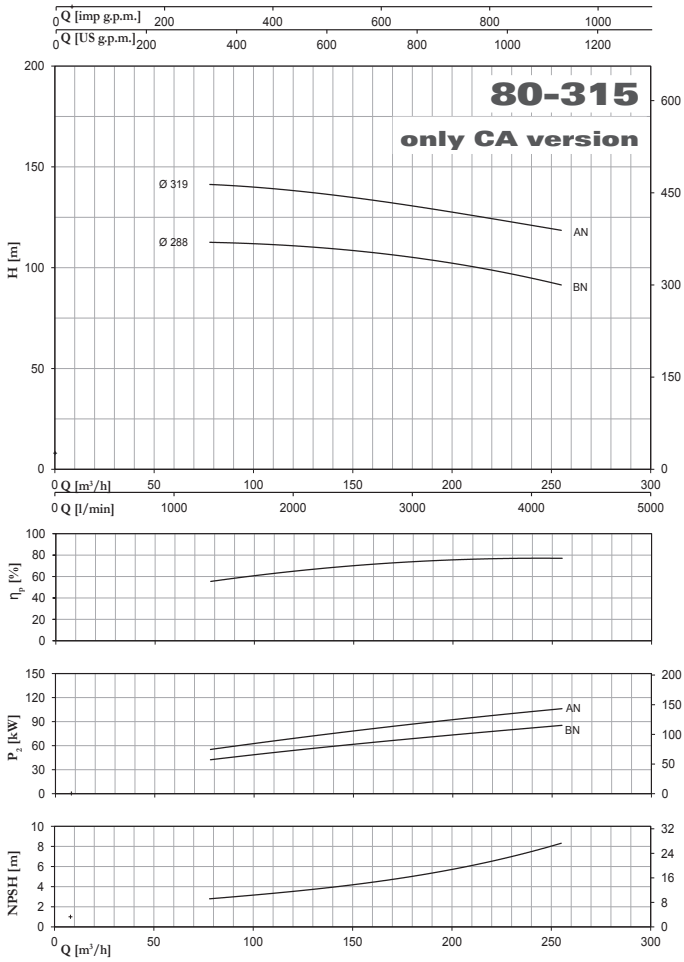


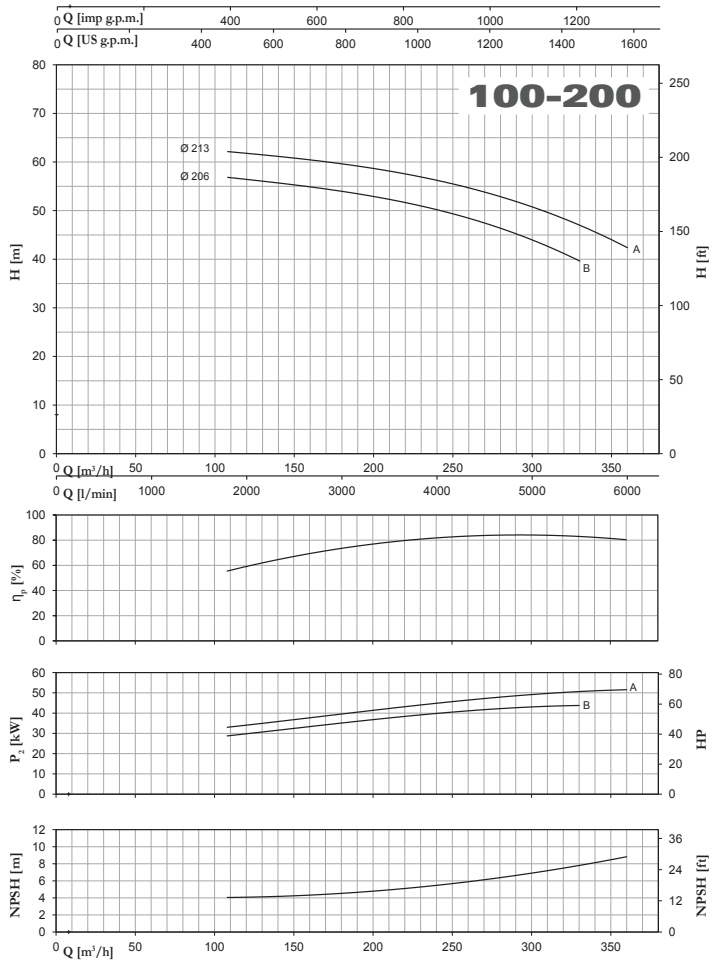


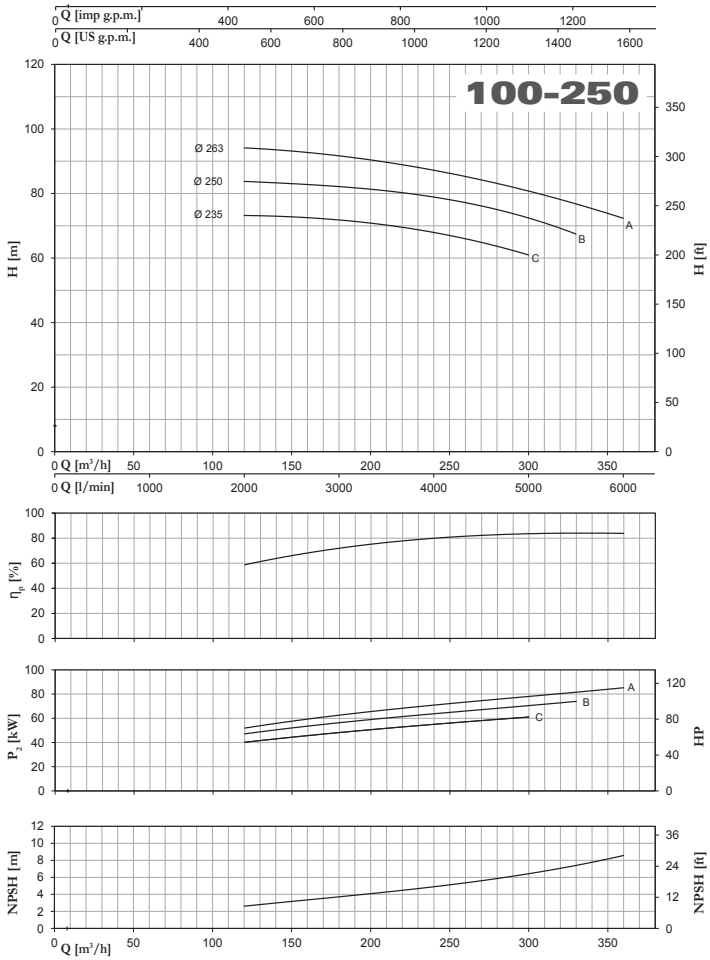




Tolerance: ISO 9906:2012 - Grade 3B

Pentax®
WATER PUMPS

# 4CA/4CAT - 4CAX EN 733 ~ 1450 r.p.m.

| TYPE | $P_2$ nom. kW | Motor Size | Q (m³/h - l/min) | | | | | | | | | | | |
|---|---|---|---|---|---|---|---|---|---|---|---|---|---|---|
| | | | 0 | 1,5 | 3 | 4,5 | 6 | 7,5 | 9 | 10,5 | 12 | 15 | 18 | 21 |
| | | | 0 | 25 | 50 | 75 | 100 | 125 | 150 | 175 | 200 | 250 | 300 | 350 |
| | | | H (m) / pump input power (kW) | | | | | | | | | | | |
| **32-160C** | 0,37 | 71M | 5,9<br>0,15 | 5,9<br>0,18 | 5,8<br>0,20 | 5,5<br>0,22 | 5,3<br>0,24 | 4,8<br>0,26 | 4,3<br>0,28 | 3,5<br>0,28 | 2,6<br>0,29 | | | |
| **32-160B** | 0,37 | 71M | 7,2<br>0,18 | 7,2<br>0,21 | 7,1<br>0,24 | 6,7<br>0,27 | 6,4<br>0,29 | 5,9<br>0,31 | 5,3<br>0,33 | 4,6<br>0,34 | 3,6<br>0,36 | | | |
| **32-160A** | 0,55 | 80M | 8,8<br>0,22 | 8,8<br>0,26 | 8,7<br>0,29 | 8,5<br>0,31 | 8,2<br>0,35 | 7,9<br>0,37 | 7,4<br>0,39 | 6,9<br>0,41 | 6,1<br>0,43 | 4,0<br>0,45 | | |
| **32-200C** | 0,75 | 80M | 11,0<br>0,26 | | 10,8<br>0,39 | 10,6<br>0,43 | 10,2<br>0,47 | 9,9<br>0,51 | 9,4<br>0,54 | 8,9<br>0,57 | 8,4<br>0,59 | 6,7<br>0,66 | 4,2<br>0,71 | |
| **32-200B** | 1,1 | 90S | 13,0<br>0,38 | | 12,7<br>0,47 | 12,5<br>0,51 | 12,2<br>0,56 | 11,7<br>0,61 | 11,2<br>0,66 | 10,6<br>0,70 | 10,1<br>0,74 | 8,7<br>0,78 | 6,3<br>0,81 | |
| **32-200A** | 1,1 | 90S | 15,9<br>0,44 | | 15,7<br>0,53 | 15,5<br>0,57 | 15,3<br>0,66 | 15,0<br>0,71 | 14,5<br>0,77 | 13,8<br>0,82 | 13,2<br>0,88 | 11,7<br>0,98 | 9,5<br>1,04 | 6,8<br>1,10 |
| **32-250C** | 1,5 | 90L | 17,5<br>0,55 | | 17,2<br>0,75 | 16,9<br>0,79 | 16,6<br>0,85 | 16,2<br>0,90 | 15,7<br>0,95 | 15,1<br>1,00 | 14,4<br>1,04 | 12,5<br>1,09 | 10,0<br>1,18 | 6,5<br>1,21 |
| **32-250B** | 1,5 | 90L | 20,3<br>0,75 | | 20,0<br>0,87 | 19,7<br>0,93 | 19,4<br>1,00 | 19,0<br>1,06 | 18,4<br>1,14 | 17,8<br>1,19 | 17,0<br>1,24 | 15,3<br>1,33 | 12,6<br>1,39 | 8,3<br>1,42 |
| **32-250A** | 2,2 | 100L | 22,6<br>0,80 | | 22,2<br>0,95 | 21,9<br>1,03 | 21,6<br>1,10 | 21,3<br>1,18 | 20,7<br>1,24 | 20,0<br>1,30 | 18,9<br>1,36 | 17,2<br>1,46 | 14,8<br>1,52 | 9,1<br>1,55 |

| TYPE | $P_2$ nom. kW | Motor Size | Q (m³/h - l/min) | | | | | | | | | | | | | |
|---|---|---|---|---|---|---|---|---|---|---|---|---|---|---|---|---|
| | | | 0 | 4,5 | 6 | 7,5 | 9 | 10,5 | 12 | 15 | 18 | 21 | 24 | 27 | 30 | 33 |
| | | | 0 | 75 | 100 | 125 | 150 | 175 | 200 | 250 | 300 | 350 | 400 | 450 | 500 | 550 |
| | | | H (m) / pump input power (kW) | | | | | | | | | | | | | |
| **40-125C** | 0,37 | 71M | 4,2<br>0,15 | 4,4<br>0,18 | 4,3<br>0,19 | 4,2<br>0,21 | 4,1<br>0,23 | 4,0<br>0,23 | 3,8<br>0,25 | 3,4<br>0,26 | 2,8<br>0,27 | 2,0<br>0,29 | | | | |
| **40-125B** | 0,37 | 71M | 5,4<br>0,19 | 5,5<br>0,22 | 5,5<br>0,25 | 5,4<br>0,26 | 5,3<br>0,28 | 5,2<br>0,29 | 5,0<br>0,31 | 4,6<br>0,34 | 4,0<br>0,35 | 3,3<br>0,37 | | | | |
| **40-125A** | 0,55 | 80M | 6,2<br>0,23 | 6,3<br>0,28 | 6,3<br>0,30 | 6,2<br>0,32 | 6,1<br>0,34 | 6,0<br>0,36 | 5,8<br>0,38 | 5,4<br>0,40 | 4,9<br>0,43 | 4,2<br>0,44 | 3,4<br>0,46 | | | |
| **40-160B** | 0,55 | 80M | 7,4<br>0,21 | 7,5<br>0,29 | 7,6<br>0,34 | 7,4<br>0,37 | 7,2<br>0,40 | 7,0<br>0,42 | 6,8<br>0,43 | 6,1<br>0,45 | 4,9<br>0,47 | 3,7<br>0,48 | 2,5<br>0,47 | | | |
| **40-160A** | 0,75 | 80M | 8,8<br>0,23 | 8,9<br>0,34 | 9,0<br>0,38 | 8,9<br>0,41 | 8,7<br>0,45 | 8,5<br>0,47 | 8,3<br>0,49 | 7,5<br>0,53 | 6,6<br>0,57 | 5,6<br>0,59 | 4,5<br>0,60 | | | |
| **40-160AP** | 0,75<br>1,1 | 80M<br>90S | 11,1<br>0,32 | 11,1<br>0,47 | 11,3<br>0,52 | 11,3<br>0,56 | 11,1<br>0,60 | 10,9<br>0,64 | 10,6<br>0,67 | 10,0<br>0,72 | 9,0<br>0,77 | 8,0<br>0,81 | 6,8<br>0,84 | | | |
| **40-200B** | 1,1 | 90S | 11,3<br>0,36 | | 11,4<br>0,52 | 11,3<br>0,56 | 11,1<br>0,60 | 10,8<br>0,64 | 10,5<br>0,68 | 9,6<br>0,75 | 8,5<br>0,78 | 6,9<br>0,81 | 4,7<br>0,84 | | | |
| **40-200A** | 1,1 | 90S | 13,8<br>0,37 | | 13,9<br>0,64 | 13,8<br>0,72 | 13,6<br>0,74 | 13,4<br>0,79 | 13,2<br>0,82 | 12,3<br>0,91 | 11,3<br>0,99 | 10,0<br>1,06 | 8,3<br>1,13 | | | |
| **40-200AP** | 1,1<br>1,5 | 90S<br>90L | 14,8<br>0,41 | | 14,9<br>0,69 | 14,8<br>0,79 | 14,6<br>0,81 | 14,4<br>0,86 | 14,2<br>0,90 | 13,3<br>0,99 | 12,3<br>1,08 | 11,0<br>1,16 | 9,4<br>1,23 | | | |
| **40-250C** | 1,5 | 90L | 15,7<br>0,61 | | | | 15,2<br>0,93 | 15,0<br>0,98 | 14,7<br>1,04 | 14,0<br>1,14 | 12,8<br>1,22 | 11,1<br>1,32 | 9,1<br>1,38 | 6,6<br>1,45 | | |
| **40-250B** | 2,2 | 100L | 18,3<br>0,73 | | | | 18,2<br>1,13 | 17,9<br>1,19 | 17,7<br>1,24 | 17,1<br>1,39 | 16,2<br>1,51 | 14,9<br>1,62 | 12,9<br>1,73 | 10,7<br>1,82 | 8,3<br>1,89 | |
| **40-250A** | 2,2 | 100L | 20,9<br>0,89 | | | | 20,8<br>1,32 | 20,6<br>1,40 | 20,4<br>1,47 | 19,8<br>1,62 | 19,0<br>1,75 | 17,9<br>1,88 | 16,3<br>2,00 | 14,1<br>2,10 | 11,5<br>2,21 | 8,4<br>2,31 |

| TYPE | $P_2$ nom. kW | Motor Size | Q (m³/h - l/min) | | | | | | | | | | | | | | | | |
|---|---|---|---|---|---|---|---|---|---|---|---|---|---|---|---|---|---|---|---|
| | | | 0 | 9 | 10,5 | 12 | 15 | 18 | 21 | 24 | 27 | 30 | 33 | 36 | 39 | 42 | 45 | 48 | 54 |
| | | | 0 | 150 | 175 | 200 | 250 | 300 | 350 | 400 | 450 | 500 | 550 | 600 | 650 | 700 | 750 | 800 | 900 |
| | | | H (m) / pump input power (kW) | | | | | | | | | | | | | | | | |
| **50-125B** | 0,55 | 80M | 5,3<br>0,15 | 5,5<br>0,23 | 5,5<br>0,25 | 5,4<br>0,28 | 5,3<br>0,32 | 5,1<br>0,38 | 4,9<br>0,40 | 4,7<br>0,44 | 4,4<br>0,45 | 4,1<br>0,46 | 3,6<br>0,47 | 3,1<br>0,47 | 2,6<br>0,48 | 2,1<br>0,49 | | | |
| **50-125A** | 0,75 | 80M | 6,2<br>0,23 | 6,4<br>0,38 | 6,4<br>0,39 | 6,3<br>0,41 | 6,3<br>0,44 | 6,1<br>0,48 | 6,0<br>0,51 | 5,8<br>0,55 | 5,5<br>0,59 | 5,2<br>0,62 | 4,8<br>0,63 | 4,4<br>0,64 | 3,9<br>0,64 | 3,4<br>0,64 | 2,9<br>0,63 | | |
| **50-160B** | 0,75 | 80M | 7,9<br>0,23 | 8,0<br>0,43 | 7,9<br>0,45 | 7,8<br>0,47 | 7,7<br>0,51 | 7,3<br>0,56 | 6,9<br>0,60 | 6,4<br>0,63 | 5,9<br>0,65 | 5,3<br>0,66 | 4,7<br>0,67 | 4,0<br>0,68 | 3,2<br>0,68 | 2,3<br>0,67 | | | |
| **50-160A** | 1,1 | 90S | 9,4<br>0,34 | 9,4<br>0,55 | 9,4<br>0,57 | 9,3<br>0,59 | 9,2<br>0,65 | 9,0<br>0,72 | 8,7<br>0,77 | 8,3<br>0,80 | 7,8<br>0,82 | 7,2<br>0,84 | 6,7<br>0,86 | 6,0<br>0,87 | 5,4<br>0,88 | 4,7<br>0,88 | 3,9<br>0,89 | 3,1<br>0,88 | |
| **50-200C** | 1,1 | 90S | 12,0<br>0,39 | 12,0<br>0,63 | 11,8<br>0,68 | 11,7<br>0,72 | 11,2<br>0,79 | 10,7<br>0,83 | 10,0<br>0,86 | 9,3<br>0,89 | 8,2<br>0,91 | 7,2<br>0,93 | 6,0<br>0,94 | 4,6<br>0,94 | 3,2<br>0,95 | | | | |
| **50-200B** | 1,5 | 90L | 13,1<br>0,48 | | 13,1<br>0,77 | 13,1<br>0,83 | 12,7<br>0,92 | 12,2<br>1,02 | 11,6<br>1,09 | 10,9<br>1,14 | 10,0<br>1,18 | 9,2<br>1,22 | 8,2<br>1,24 | 7,0<br>1,27 | 5,7<br>1,27 | 4,2<br>1,27 | | | |
| **50-200A** | 1,5 | 90L | 14,8<br>0,54 | | 14,7<br>0,87 | 14,5<br>0,92 | 14,4<br>1,03 | 13,9<br>1,14 | 13,4<br>1,22 | 12,7<br>1,28 | 11,9<br>1,32 | 11,0<br>1,36 | 10,0<br>1,40 | 8,9<br>1,43 | 7,6<br>1,45 | 6,3<br>1,47 | 4,6<br>1,48 | | |
| **50-250C** | 2,2 | 100L | 17,9<br>0,58 | | | 17,7<br>1,24 | 17,4<br>1,32 | 16,9<br>1,47 | 16,4<br>1,59 | 15,8<br>1,71 | 14,9<br>1,80 | 14,2<br>1,89 | 13,4<br>1,97 | 12,4<br>2,04 | 11,0<br>2,10 | 9,5<br>2,16 | 7,5<br>2,22 | | |
| **50-250B** | 3 | 100L | 19,9<br>0,79 | | | 20,0<br>1,43 | 19,6<br>1,58 | 19,1<br>1,72 | 18,8<br>1,85 | 18,2<br>1,97 | 17,5<br>2,07 | 16,7<br>2,19 | 15,7<br>2,28 | 14,6<br>2,37 | 13,6<br>2,45 | 12,0<br>2,52 | 10,4<br>2,58 | 8,2<br>2,64 | |
| **50-250A** | 4 | 112M | 23,0<br>0,90 | | | 22,9<br>1,62 | 22,7<br>1,84 | 22,5<br>2,07 | 22,2<br>2,21 | 21,8<br>2,42 | 21,1<br>2,60 | 20,4<br>2,78 | 19,5<br>2,95 | 18,7<br>3,12 | 17,7<br>3,28 | 16,6<br>3,43 | 15,2<br>3,53 | 13,4<br>3,62 | 8,4<br>3,74 |

| TYPE | $P_2$ nom. kW | Motor Size | Q (m³/h - l/min) | | | | | | | | | | | | | | | | | | |
|---|---|---|---|---|---|---|---|---|---|---|---|---|---|---|---|---|---|---|---|---|---|
| | | | 0 | 18 | 21 | 24 | 27 | 30 | 33 | 36 | 39 | 42 | 45 | 48 | 54 | 60 | 66 | 72 | 78 | 84 | 90 | 96 |
| | | | 0 | 300 | 350 | 400 | 450 | 500 | 550 | 600 | 650 | 700 | 750 | 800 | 900 | 1000 | 1100 | 1200 | 1300 | 1400 | 1500 | 1600 |
| | | | H (m) / pump input power (kW) | | | | | | | | | | | | | | | | | | | |
| **50-315C**<br>No EN 733 | 5,5 | 132M | 24,4<br>1,64 | 24,7<br>2,58 | 24,7<br>2,77 | 24,6<br>2,96 | 24,5<br>3,15 | 24,3<br>3,33 | 24,0<br>3,50 | 23,7<br>3,66 | 23,4<br>3,82 | 23,1<br>3,96 | 22,8<br>4,11 | 22,5<br>4,24 | 21,9<br>4,51 | 21,1<br>4,77 | 20,2<br>5,01 | 19,2<br>5,23 | 18,1<br>5,43 | 16,8<br>5,62 | | |
| **50-315B**<br>No EN 733 | 7,5 | 132M | 31,3<br>2,35 | 31,4<br>3,54 | 31,4<br>3,78 | 31,3<br>4,01 | 31,3<br>4,24 | 31,2<br>4,47 | 30,9<br>4,68 | 30,6<br>4,89 | 30,3<br>5,08 | 29,9<br>5,27 | 29,5<br>5,46 | 29,1<br>5,64 | 28,2<br>5,99 | 27,3<br>6,32 | 26,5<br>6,61 | 25,5<br>6,89 | 24,4<br>7,14 | 23,1<br>7,37 | 21,6<br>7,58 | |
| **50-315A**<br>No EN 733 | 11 | 160M | 37,5<br>3,06 | 37,2<br>4,39 | 37,2<br>4,65 | 37,1<br>4,92 | 37,0<br>5,18 | 36,9<br>5,45 | 36,7<br>5,72 | 36,5<br>5,97 | 36,3<br>6,22 | 36,0<br>6,45 | 35,6<br>6,68 | 35,2<br>6,90 | 34,3<br>7,31 | 33,3<br>7,69 | 32,1<br>8,04 | 30,9<br>8,37 | 29,7<br>8,69 | 28,4<br>8,96 | 26,9<br>9,18 | 25,1<br>9,37 |

# 4CA/4CAT - 4CAX EN 733 ~ 1450 r.p.m.

| TYPE | $P_2$ nom. kW | Motor Size | Q (m³/h - l/min) | | | | | | | | | | | | | | | | | | |
|---|---|---|---|---|---|---|---|---|---|---|---|---|---|---|---|---|---|---|---|---|---|
| | | | 0 | 18 | 21 | 24 | 27 | 30 | 33 | 36 | 39 | 42 | 45 | 48 | 54 | 60 | 66 | 72 | 78 | 84 | 90 |
| | | | 0 | 300 | 350 | 400 | 450 | 500 | 550 | 600 | 650 | 700 | 750 | 800 | 900 | 1000 | 1100 | 1200 | 1300 | 1400 | 1500 |
| | | | H (m) / pump input power (kW) | | | | | | | | | | | | | | | | | | |
| 65-125B | 0,75 | 80M | 4,9<br>0,31 | 5,1<br>0,48 | 5,1<br>0,50 | 5,0<br>0,53 | 5,0<br>0,55 | 4,9<br>0,57 | 4,7<br>0,60 | 4,6<br>0,63 | 4,5<br>0,64 | 4,3<br>0,66 | 4,0<br>0,67 | 3,8<br>0,68 | 3,3<br>0,69 | 2,8<br>0,68 | | | | | |
| 65-125A | 1,1 | 90S | 6,1<br>0,40 | 6,3<br>0,60 | 6,2<br>0,63 | 6,1<br>0,66 | 6,1<br>0,69 | 6,0<br>0,73 | 5,9<br>0,76 | 5,8<br>0,79 | 5,7<br>0,80 | 5,5<br>0,82 | 5,3<br>0,83 | 5,0<br>0,85 | 4,7<br>0,86 | 4,3<br>0,88 | 3,7<br>0,88 | 3,0<br>0,88 | | | |
| 65-160C | 1,5 | 90L | 7,3<br>0,44 | | | 7,6<br>0,80 | 7,5<br>0,85 | 7,3<br>0,89 | 7,2<br>0,93 | 7,0<br>0,96 | 6,8<br>0,99 | 6,7<br>1,01 | 6,4<br>1,02 | 6,2<br>1,04 | 5,7<br>1,07 | 5,1<br>1,12 | 4,4<br>1,13 | 3,6<br>1,13 | 2,9<br>1,13 | | |
| 65-160B | 1,5 | 90L | 8,4<br>0,47 | | | 8,6<br>0,86 | 8,4<br>0,90 | 8,3<br>0,95 | 8,2<br>1,01 | 8,0<br>1,06 | 7,8<br>1,11 | 7,6<br>1,14 | 7,4<br>1,17 | 7,2<br>1,19 | 6,5<br>1,25 | 5,9<br>1,28 | 5,2<br>1,31 | 4,4<br>1,33 | 3,6<br>1,34 | | |
| 65-160A | 2,2 | 100L | 9,8<br>0,66 | | | 9,9<br>1,06 | 9,9<br>1,14 | 9,8<br>1,20 | 9,6<br>1,25 | 9,5<br>1,30 | 9,3<br>1,34 | 9,1<br>1,39 | 8,9<br>1,42 | 8,7<br>1,46 | 8,2<br>1,52 | 7,6<br>1,58 | 6,8<br>1,63 | 6,1<br>1,67 | 5,3<br>1,72 | 4,6<br>1,72 | |
| 65-200C | 2,2 | 100L | 11,0<br>0,48 | | | | 11,6<br>1,26 | 11,5<br>1,35 | 11,4<br>1,44 | 11,3<br>1,53 | 11,2<br>1,60 | 10,9<br>1,66 | 10,5<br>1,72 | 10,3<br>1,79 | 9,7<br>1,90 | 9,1<br>1,96 | 8,3<br>2,01 | 7,4<br>2,06 | 6,5<br>2,11 | 5,0<br>2,14 | |
| 65-200B | 3 | 100L | 12,3<br>0,69 | | | | 13,1<br>1,45 | 13,0<br>1,51 | 12,8<br>1,61 | 12,7<br>1,70 | 12,5<br>1,77 | 12,3<br>1,88 | 12,1<br>1,95 | 11,9<br>2,01 | 11,3<br>2,11 | 10,6<br>2,21 | 10,0<br>2,29 | 9,0<br>2,36 | 8,0<br>2,42 | 7,0<br>2,48 | |
| 65-200A | 3 | 100L | 14,0<br>1,12 | | | | 14,8<br>1,74 | 14,7<br>1,82 | 14,6<br>1,92 | 14,5<br>2,02 | 14,2<br>2,10 | 14,0<br>2,18 | 13,9<br>2,26 | 13,7<br>2,34 | 13,3<br>2,48 | 12,7<br>2,59 | 12,0<br>2,70 | 11,3<br>2,81 | 10,3<br>2,91 | 9,3<br>3,00 | |
| 65-250B | 4<br>5,5 | 112M<br>132S | 20,6<br>1,42 | | | | 21,0<br>2,87 | 20,8<br>2,98 | 20,4<br>3,18 | 20,1<br>3,38 | 19,8<br>3,50 | 19,3<br>3,61 | 18,8<br>3,70 | 18,4<br>3,78 | 17,3<br>3,87 | 16,0<br>3,97 | 14,5<br>4,07 | 12,9<br>4,17 | 11,2<br>4,19 | 8,7<br>4,21 | |
| 65-250A | 5,5 | 132S | 22,8<br>1,58 | | | | | 22,9<br>3,41 | 22,5<br>3,56 | 22,1<br>3,70 | 21,7<br>3,79 | 21,4<br>3,88 | 20,9<br>4,00 | 20,4<br>4,11 | 19,2<br>4,31 | 17,6<br>4,44 | 16,9<br>4,58 | 15,4<br>4,71 | 13,6<br>4,75 | 11,5<br>4,79 | 8,8<br>4,80 |

| TYPE | $P_2$ nom. kW | Motor Size | Q (m³/h - l/min) | | | | | | | | | | | | | | | | | | | | | | | |
|---|---|---|---|---|---|---|---|---|---|---|---|---|---|---|---|---|---|---|---|---|---|---|---|---|---|---|
| | | | 0 | 27 | 30 | 33 | 36 | 39 | 42 | 45 | 48 | 54 | 60 | 66 | 72 | 78 | 84 | 90 | 96 | 102 | 108 | 114 | 120 | 126 | 132 | 138 |
| | | | 0 | 450 | 500 | 550 | 600 | 650 | 700 | 750 | 800 | 900 | 1000 | 1100 | 1200 | 1300 | 1400 | 1500 | 1600 | 1700 | 1800 | 1900 | 2000 | 2100 | 2200 | 2300 |
| | | | H (m) / pump input power (kW) | | | | | | | | | | | | | | | | | | | | | | | |
| 65-315CM | 7,5 | 132M | 23,0<br>2,05 | 23,5<br>3,38 | 23,5<br>3,55 | 23,4<br>3,70 | 23,3<br>3,86 | 23,2<br>4,01 | 23,1<br>4,16 | 22,9<br>4,32 | 22,7<br>4,47 | 22,3<br>4,77 | 21,9<br>5,05 | 21,5<br>5,33 | 21,0<br>5,59 | 20,5<br>5,84 | 20,0<br>6,08 | 19,3<br>6,32 | 18,5<br>6,56 | 17,7<br>6,77 | 16,9<br>6,97 | 16,0<br>7,16 | 15,0<br>7,35 | 13,9<br>7,52 | | |
| 65-315BM | 11 | 160M | 28,9<br>2,72 | 28,9<br>4,33 | 28,9<br>4,52 | 28,8<br>4,70 | 28,7<br>4,89 | 28,6<br>5,07 | 28,4<br>5,24 | 28,2<br>5,42 | 28,0<br>5,61 | 27,5<br>5,98 | 27,0<br>6,33 | 26,5<br>6,65 | 25,9<br>6,95 | 25,3<br>7,24 | 24,7<br>7,53 | 24,0<br>7,80 | 23,3<br>8,06 | 22,5<br>8,30 | 21,6<br>8,52 | 20,6<br>8,72 | 19,6<br>8,91 | 18,4<br>9,10 | 17,2<br>9,29 | |
| 65-315AM | 11 | 160M | 34,5<br>3,44 | 34,0<br>5,43 | 33,9<br>5,66 | 33,7<br>5,88 | 33,5<br>6,10 | 33,3<br>6,32 | 33,1<br>6,54 | 32,9<br>6,75 | 32,6<br>6,96 | 32,2<br>7,35 | 31,6<br>7,73 | 31,0<br>8,10 | 30,4<br>8,45 | 29,6<br>8,78 | 28,9<br>9,08 | 28,1<br>9,35 | 27,2<br>9,61 | 26,2<br>9,84 | 25,1<br>10,05 | 23,8<br>10,24 | 22,5<br>10,40 | 21,1<br>10,55 | 19,6<br>10,68 | 18,2<br>10,78 |

| TYPE | $P_2$ nom. kW | Motor Size | Q (m³/h - l/min) | | | | | | | | | | | | | | | |
|---|---|---|---|---|---|---|---|---|---|---|---|---|---|---|---|---|---|---|
| | | | 0 | 24 | 27 | 30 | 33 | 36 | 42 | 48 | 60 | 72 | 84 | 96 | 102 | 108 | 120 | 132 | 144 |
| | | | 0 | 400 | 450 | 500 | 550 | 600 | 700 | 800 | 1000 | 1200 | 1400 | 1600 | 1700 | 1800 | 2000 | 2200 | 2400 |
| | | | H (m) / pump input power (kW) | | | | | | | | | | | | | | | | |
| 80-160E | 1,1 | 90S | 5,5<br>0,35 | 5,7<br>0,71 | 5,7<br>0,74 | 5,7<br>0,74 | 5,6<br>0,78 | 5,4<br>0,81 | 5,1<br>0,88 | 4,9<br>0,90 | 4,2<br>0,97 | 3,8<br>1,02 | 2,8<br>1,02 | 2,2<br>1,00 | | | | | |
| 80-160D | 1,5 | 90L | 6,3<br>0,61 | | 6,8<br>0,89 | 6,7<br>0,91 | 6,6<br>0,95 | 6,5<br>0,98 | 6,3<br>1,04 | 6,1<br>1,10 | 5,5<br>1,19 | 4,8<br>1,25 | 4<br>1,28 | 3,1<br>1,30 | 2,6<br>1,29 | | | | |
| 80-160C | 1,5 | 90L | 7,0<br>0,67 | | | 7,4<br>1,04 | 7,3<br>1,08 | 7,3<br>1,12 | 7,1<br>1,18 | 6,8<br>1,25 | 6,4<br>1,35 | 5,7<br>1,42 | 4,9<br>1,47 | 4<br>1,48 | 3,5<br>1,48 | 3,1<br>1,48 | | | |
| 80-160B | 2,2 | 100L | 8,5<br>0,62 | | | | 8,9<br>1,29 | 8,9<br>1,35 | 8,7<br>1,43 | 8,5<br>1,51 | 8,0<br>1,72 | 7,5<br>1,87 | 6,8<br>1,95 | 5,7<br>2,01 | 5,2<br>2,02 | 4,7<br>2,04 | 3,5<br>2,04 | | |
| 80-160A | 3 | 100L | 9,3<br>1,09 | | | | | 9,8<br>1,60 | 9,7<br>1,71 | 9,5<br>1,81 | 9,1<br>2,01 | 8,6<br>2,14 | 7,9<br>2,27 | 7,1<br>2,34 | 6,6<br>2,37 | 6,2<br>2,39 | 5,0<br>2,42 | 3,8<br>2,43 | |
| 80-200B | 4 | 112M | 12,3<br>1,25 | | | | | | 13,1<br>2,32 | 13,0<br>2,48 | 12,6<br>2,79 | 12,1<br>3,03 | 11,4<br>3,26 | 10,5<br>3,45 | 10,1<br>3,52 | 9,6<br>3,58 | 8,4<br>3,69 | 7,1<br>3,75 | |
| 80-200A | 5,5 | 132S | 13,8<br>1,40 | | | | | | 14,7<br>2,64 | 14,6<br>2,81 | 14,2<br>3,14 | 13,7<br>3,43 | 13,1<br>3,66 | 12,3<br>3,87 | 11,7<br>3,99 | 11,2<br>4,09 | 10,1<br>4,21 | 8,8<br>4,30 | 7,5<br>4,35 |
| 80-250B | 5,5 | 132S | 18,9<br>1,79 | | | | | | 19,2<br>3,52 | 19,0<br>3,75 | 18,1<br>4,14 | 17,0<br>4,48 | 15,9<br>4,78 | 14,8<br>5,05 | 14,2<br>5,16 | 13,6<br>5,24 | 12,4<br>5,41 | 11,1<br>5,54 | |
| 80-250A | 7,5 | 132S | 22,4<br>2,22 | | | | | | 22,9<br>4,28 | 22,6<br>4,56 | 21,8<br>5,05 | 20,7<br>5,46 | 19,6<br>5,85 | 18,3<br>6,21 | 17,7<br>6,37 | 17,0<br>6,52 | 15,6<br>6,77 | 14,2<br>6,96 | 12,6<br>7,10 |

| TYPE | $P_2$ nom. kW | Motor Size | Q (m³/h - l/min) | | | | | | | | | | | | | | |
|---|---|---|---|---|---|---|---|---|---|---|---|---|---|---|---|---|---|
| | | | 0 | 42 | 48 | 60 | 72 | 84 | 96 | 102 | 108 | 120 | 132 | 144 | 150 | 156 | 168 |
| | | | 0 | 700 | 800 | 1000 | 1200 | 1400 | 1600 | 1700 | 1800 | 2000 | 2200 | 2400 | 2500 | 2600 | 2800 |
| | | | H (m) / pump input power (kW) | | | | | | | | | | | | | | |
| 80-315B | 11 | 160M | 27,7<br>2,99 | 28,3<br>5,48 | 28,2<br>5,88 | 27,9<br>6,67 | 27,2<br>7,42 | 26,4<br>8,09 | 25,4<br>8,67 | 24,9<br>8,95 | 24,4<br>9,21 | 23,3<br>9,74 | 21,9<br>10,28 | 20,5<br>10,66 | 19,9<br>10,85 | | |
| 80-315A | 15 | 160L | 34,5<br>4,29 | 35,0<br>7,30 | 34,9<br>7,78 | 34,6<br>8,75 | 34,0<br>9,66 | 33,3<br>10,53 | 32,4<br>11,37 | 31,9<br>11,77 | 31,3<br>12,17 | 30,1<br>12,91 | 28,8<br>13,50 | 27,3<br>14,05 | 26,4<br>14,31 | 25,5<br>14,56 | 23,7<br>15,04 |

# 4CA/4CAT - 4CAX EN 733 ~ 1450 r.p.m.

| TYPE | $P_2$ nom. kW | Motor Size | Q (m³/h - l/min) | | | | | | | | | | | | | | | | |
|---|---|---|---|---|---|---|---|---|---|---|---|---|---|---|---|---|---|---|---|
| | | | 0 | 48 | 60 | 72 | 84 | 96 | 102 | 108 | 120 | 132 | 144 | 150 | 156 | 168 | 180 | 192 | 204 |
| | | | 0 | 800 | 1000 | 1200 | 1400 | 1600 | 1700 | 1800 | 2000 | 2200 | 2400 | 2500 | 2600 | 2800 | 3000 | 3200 | 3400 |
| | | | H (m) / pump input power (kW) | | | | | | | | | | | | | | | | |
| **100-200B** | 5,5 | 132S | 13,5<br>2,79 | 13,6<br>3,48 | 13,4<br>3,70 | 13,1<br>3,93 | 12,8<br>4,15 | 12,5<br>4,38 | 12,3<br>4,49 | 12,1<br>4,59 | 11,6<br>4,77 | 11,0<br>4,93 | 10,3<br>5,05 | 9,9<br>5,09 | 9,5<br>5,13 | 8,7<br>5,19 | 7,8<br>5,23 | | |
| **100-200A** | 7,5 | 132M | 15,2<br>3,12 | 15,4<br>3,96 | 15,3<br>4,22 | 15,0<br>4,48 | 14,8<br>4,74 | 14,5<br>5,03 | 14,4<br>5,17 | 14,2<br>5,31 | 13,8<br>5,58 | 13,2<br>5,80 | 12,5<br>5,99 | 12,2<br>6,07 | 11,8<br>6,13 | 11,0<br>6,23 | 10,1<br>6,33 | 9,1<br>6,40 | |
| **100-250E** | 7,5 | 132M | 16,7<br>3,06 | | 16,9<br>4,71 | 16,8<br>5,06 | 16,6<br>5,42 | 16,3<br>5,75 | 16,2<br>5,91 | 16,0<br>6,07 | 15,5<br>6,39 | 14,8<br>6,69 | 14,0<br>6,96 | 13,6<br>7,08 | 13,2<br>7,19 | 12,4<br>7,38 | 11,4<br>7,53 | | |
| **100-250D** | 7,5 | 132M | 19,6<br>3,39 | | 19,6<br>5,44 | 19,4<br>5,88 | 19,2<br>6,29 | 18,9<br>6,66 | 18,7<br>6,82 | 18,5<br>6,98 | 18,0<br>7,30 | 17,4<br>7,60 | 16,6<br>7,90 | 16,2<br>8,05 | 15,7<br>8,19 | 14,8<br>8,41 | 13,7<br>8,60 | 12,7<br>8,75 | |
| | 11 | 160M | | | | | | | | | | | | | | | | | |
| **100-250A** | 11 | 160M | 22,6<br>3,96 | | 22,3<br>6,17 | 22,1<br>6,67 | 21,8<br>7,15 | 21,4<br>7,59 | 21,2<br>7,80 | 21,0<br>8,00 | 20,5<br>8,37 | 19,9<br>8,71 | 19,1<br>9,04 | 18,7<br>9,20 | 18,3<br>9,36 | 17,3<br>9,63 | 16,1<br>9,85 | 15,0<br>10,04 | 13,8<br>10,19 |

| TYPE | $P_2$ nom. kW | Motor Size | Q (m³/h - l/min) | | | | | | | | | | | | | | | |
|---|---|---|---|---|---|---|---|---|---|---|---|---|---|---|---|---|---|---|
| | | | 0 | 72 | 84 | 96 | 102 | 108 | 120 | 132 | 144 | 150 | 156 | 168 | 180 | 192 | 204 | 216 |
| | | | 0 | 1200 | 1400 | 1600 | 1700 | 1800 | 2000 | 2200 | 2400 | 2500 | 2600 | 2800 | 3000 | 3200 | 3400 | 3600 |
| | | | H (m) / pump input power (kW) | | | | | | | | | | | | | | | |
| **100-315B** | 15 | 160L | 31,8<br>4,74 | 31,4<br>9,27 | 30,6<br>10,05 | 29,8<br>9,67 | 29,4<br>10,05 | 29,0<br>11,42 | 28,2<br>11,10 | 27,3<br>12,54 | 26,3<br>12,27 | 25,8<br>12,54 | 25,3<br>13,54 | 24,2<br>13,06 | 23,0<br>14,31 | 21,4<br>13,54 | 19,7<br>14,92 | 17,9<br>15,14 |
| **100-315A** | 18,5 | 180M | 37,1<br>5,63 | 36,5<br>11,03 | 35,7<br>11,94 | 34,9<br>12,80 | 34,4<br>13,21 | 34,0<br>13,60 | 33,1<br>14,33 | 32,2<br>15,01 | 31,2<br>15,69 | 30,7<br>16,02 | 30,2<br>16,32 | 29,1<br>16,86 | 27,9<br>17,32 | 26,3<br>17,76 | 24,7<br>18,15 | 23,1<br>18,49 |

| TYPE | $P_2$ nom. kW | Motor Size | Q (m³/h - l/min) | | | | | | | | | | | | | | | | |
|---|---|---|---|---|---|---|---|---|---|---|---|---|---|---|---|---|---|---|---|
| | | | 0 | 84 | 96 | 102 | 108 | 120 | 132 | 144 | 150 | 156 | 168 | 180 | 192 | 204 | 216 | 228 | 240 | 252 |
| | | | 0 | 1400 | 1600 | 1700 | 1800 | 2000 | 2200 | 2400 | 2500 | 2600 | 2800 | 3000 | 3200 | 3400 | 3600 | 3800 | 4000 | 4200 |
| | | | H (m) / pump input power (kW) | | | | | | | | | | | | | | | | |
| **100-400C** | 22 | 180L | 42,4<br>6,93 | 40,6<br>14,36 | 39,8<br>15,34 | 39,3<br>15,81 | 38,8<br>16,27 | 37,8<br>17,14 | 36,7<br>17,98 | 35,5<br>18,83 | 34,9<br>19,25 | 34,3<br>19,64 | 32,8<br>20,30 | 31,4<br>20,95 | 30,3<br>21,50 | 29,1<br>21,91 | 27,7<br>22,31 | 25,8<br>22,70 | | |
| **100-400B** | 30 | 200L | 50,3<br>9,32 | 48,7<br>18,20 | 47,9<br>19,51 | 47,5<br>20,14 | 47,0<br>20,75 | 46,0<br>21,93 | 44,9<br>23,04 | 43,8<br>24,07 | 43,2<br>24,56 | 42,6<br>25,03 | 41,3<br>25,95 | 39,8<br>26,80 | 38,2<br>27,61 | 36,5<br>28,36 | 34,7<br>29,01 | 33,1<br>29,56 | 31,6<br>30,00 | |
| **100-400A** | 37 | 225S | 58,3<br>11,46 | 56,0<br>21,50 | 55,2<br>23,05 | 54,8<br>23,80 | 54,3<br>24,54 | 53,4<br>25,95 | 52,4<br>27,31 | 51,3<br>28,63 | 50,7<br>29,27 | 50,1<br>29,89 | 48,7<br>31,07 | 47,3<br>32,15 | 45,8<br>33,12 | 44,3<br>34,00 | 42,7<br>34,77 | 40,9<br>35,48 | 38,8<br>36,11 | 36,7<br>36,69 |

| TYPE | $P_2$ nom. kW | Motor Size | Q (m³/h - l/min) | | | | | | | | | | | | | | | | |
|---|---|---|---|---|---|---|---|---|---|---|---|---|---|---|---|---|---|---|---|
| | | | 0 | 102 | 108 | 120 | 132 | 144 | 150 | 156 | 168 | 180 | 192 | 204 | 216 | 228 | 240 | 252 | 276 |
| | | | 0 | 1700 | 1800 | 2000 | 2200 | 2400 | 2500 | 2600 | 2800 | 3000 | 3200 | 3400 | 3600 | 3800 | 4000 | 4200 | 4600 |
| | | | H (m) / pump input power (kW) | | | | | | | | | | | | | | | | |
| **125-250B** | 11 | 160M | 19,6<br>5,41 | 20,2<br>8,04 | 20,0<br>8,22 | 19,7<br>8,56 | 19,2<br>8,80 | 18,8<br>9,30 | 18,5<br>9,50 | 18,2<br>9,66 | 17,6<br>9,99 | 16,9<br>10,23 | 16,1<br>10,44 | 15,2<br>10,67 | 14,3<br>10,88 | 13,3<br>11,02 | 12,2<br>11,12 | 11,1<br>11,18 | |
| **125-250A** | 15 | 160L | 23,2<br>6,18 | 24,0<br>9,71 | 23,8<br>9,92 | 23,5<br>10,36 | 23,2<br>10,80 | 22,8<br>11,24 | 22,6<br>11,47 | 22,4<br>11,70 | 21,9<br>12,16 | 21,3<br>12,60 | 20,7<br>13,02 | 20,0<br>13,42 | 19,3<br>13,77 | 18,5<br>14,08 | 17,6<br>14,34 | 16,6<br>14,57 | 14,7<br>14,94 |

| TYPE | $P_2$ nom. kW | Motor Size | Q (m³/h - l/min) | | | | | | | | | | | | | | | | |
|---|---|---|---|---|---|---|---|---|---|---|---|---|---|---|---|---|---|---|---|
| | | | 0 | 120 | 132 | 144 | 150 | 156 | 168 | 180 | 192 | 204 | 216 | 228 | 240 | 252 | 276 | 348 | 372 | 396 |
| | | | 0 | 2000 | 2200 | 2400 | 2500 | 2600 | 2800 | 3000 | 3200 | 3400 | 3600 | 3800 | 4000 | 4200 | 4600 | 5800 | 6200 | 6600 |
| | | | H (m) / pump input power (kW) | | | | | | | | | | | | | | | | |
| **125-315C** | 22 | 180L | 24,1<br>7,23 | 25,8<br>12,72 | 25,7<br>13,39 | 25,5<br>14,05 | 25,4<br>14,38 | 25,3<br>14,70 | 25,0<br>15,34 | 24,7<br>15,95 | 24,4<br>16,49 | 24,1<br>16,99 | 23,7<br>17,48 | 23,3<br>17,98 | 22,8<br>18,49 | 22,2<br>18,99 | 21,0<br>19,96 | 15,7<br>22,32 | | |
| **125-315B** | 30 | 200L | 31,5<br>9,52 | 33,0<br>16,73 | 33,0<br>17,53 | 32,9<br>18,36 | 32,8<br>18,77 | 32,7<br>19,15 | 32,4<br>19,84 | 32,1<br>20,43 | 31,7<br>21,01 | 31,3<br>21,67 | 31,0<br>22,39 | 30,6<br>23,13 | 30,1<br>23,83 | 29,6<br>24,48 | 28,3<br>25,71 | 24,2<br>29,14 | 22,2<br>30,13 | |
| **125-315A** | 37 | 225S | 38,6<br>11,88 | 39,6<br>20,51 | 39,5<br>21,40 | 39,2<br>22,29 | 39,0<br>22,73 | 38,8<br>23,17 | 38,4<br>24,03 | 38,1<br>24,84 | 37,9<br>25,60 | 37,6<br>26,36 | 37,3<br>27,14 | 37,0<br>27,97 | 36,6<br>28,82 | 36,2<br>29,66 | 35,2<br>31,26 | 29,6<br>35,58 | 28,2<br>36,82 | |
| **125-400C** | 45 | 225M | 46,2<br>13,91 | 47,6<br>24,65 | 47,5<br>25,83 | 47,2<br>27,03 | 47,0<br>27,62 | 46,9<br>28,20 | 46,5<br>29,31 | 46,1<br>30,30 | 45,7<br>31,22 | 45,2<br>32,17 | 44,7<br>33,24 | 44,2<br>34,42 | 43,7<br>35,62 | 43,2<br>36,73 | 42,4<br>38,53 | 36,5<br>43,95 | 33,8<br>45,52 | |
| **125-400B** | 55 | 250M | 53,4<br>16,79 | 54,5<br>28,74 | 54,3<br>30,15 | 54,1<br>31,55 | 54,0<br>32,25 | 53,9<br>32,94 | 53,5<br>34,30 | 53,2<br>35,60 | 52,7<br>36,85 | 52,3<br>38,07 | 51,7<br>39,30 | 51,2<br>40,56 | 50,6<br>41,82 | 50,0<br>43,06 | 48,8<br>45,43 | 44,6<br>51,75 | 42,0<br>53,55 | 39,1<br>55,27 |
| **125-400A** | 75 | 280S | 58,6<br>18,95 | 59,5<br>31,66 | 59,4<br>33,20 | 59,2<br>34,74 | 59,1<br>35,52 | 59,0<br>36,29 | 58,7<br>37,81 | 58,3<br>39,30 | 57,8<br>40,77 | 57,4<br>42,22 | 56,8<br>43,66 | 56,3<br>45,09 | 55,7<br>46,50 | 55,1<br>47,87 | 53,9<br>50,49 | 49,9<br>57,63 | 47,2<br>59,76 | 45,0<br>61,83 |

# 4CA/4CAT - 4CAX EN 733 ~ 1450 r.p.m.

| TYPE | $P_2$ nom. kW | Motor Size | Q (m³/h - l/min) | | | | | | | | | | | | | | | | | | | |
|---|---|---|---|---|---|---|---|---|---|---|---|---|---|---|---|---|---|---|---|---|---|---|
| | | | 0 | 144 | 150 | 156 | 168 | 180 | 192 | 204 | 216 | 228 | 240 | 252 | 276 | 348 | 372 | 396 | 444 | 492 | 540 | 564 |
| | | | 0 | 2400 | 2500 | 2600 | 2800 | 3000 | 3200 | 3400 | 3600 | 3800 | 4000 | 4200 | 4600 | 5800 | 6200 | 6600 | 7400 | 8200 | 9000 | 9400 |
| | | | H (m) / pump input power (kW) | | | | | | | | | | | | | | | | | | | |
| **150-315D** | 30 | 200L | 25,7<br>12,22 | 28,3<br>18,44 | 28,3<br>18,74 | 28,3<br>19,04 | 28,2<br>19,63 | 28,1<br>20,19 | 27,9<br>20,71 | 27,7<br>21,22 | 27,5<br>21,72 | 27,2<br>22,23 | 26,8<br>22,73 | 26,5<br>23,25 | 25,8<br>24,37 | 24,7<br>27,81 | 23,8<br>28,75 | 22,7<br>29,56 | 19,6<br>30,78 | | | |
| **150-315C** | 37 | 225S | 29,6<br>14,01 | 32,2<br>21,16 | 32,2<br>21,49 | 32,3<br>21,84 | 32,2<br>22,52 | 32,2<br>23,20 | 32,1<br>23,85 | 31,9<br>24,45 | 31,6<br>25,02 | 31,3<br>25,58 | 31,0<br>26,14 | 30,7<br>26,73 | 30,2<br>28,01 | 28,6<br>31,79 | 27,9<br>32,95 | 27,0<br>34,00 | 24,7<br>35,84 | 21,8<br>37,45 | | |
| **150-315B** | 45 | 225M | 34,0<br>16,47 | 36,3<br>24,33 | 36,2<br>24,72 | 36,2<br>25,12 | 36,2<br>25,92 | 36,1<br>26,72 | 36,0<br>27,47 | 35,7<br>28,17 | 35,5<br>28,85 | 35,4<br>29,51 | 35,2<br>30,15 | 34,9<br>30,83 | 34,5<br>32,25 | 32,8<br>36,29 | 32,2<br>37,54 | 31,3<br>38,77 | 29,3<br>41,13 | 26,9<br>43,09 | 23,6<br>44,99 | |
| **150-315A** | 55 | 250M | 39,4<br>18,39 | 41,0<br>27,78 | 41,0<br>28,22 | 40,8<br>28,66 | 40,8<br>29,55 | 40,8<br>30,43 | 40,8<br>31,31 | 40,6<br>32,18 | 40,3<br>33,05 | 40,0<br>33,92 | 39,7<br>34,77 | 39,5<br>35,59 | 39,2<br>37,10 | 37,6<br>41,75 | 36,6<br>43,40 | 35,8<br>45,02 | 34,1<br>48,12 | 31,7<br>50,36 | 28,9<br>52,60 | 27,2<br>53,65 |

| TYPE | $P_2$ nom. kW | Motor Size | Q (m³/h - l/min) | | | | | | | | | | | | | | | | | | | |
|---|---|---|---|---|---|---|---|---|---|---|---|---|---|---|---|---|---|---|---|---|---|---|
| | | | 0 | 168 | 180 | 192 | 204 | 216 | 228 | 240 | 252 | 276 | 348 | 372 | 396 | 444 | 492 | 540 | 564 | 588 | 612 | |
| | | | 0 | 2800 | 3000 | 3200 | 3400 | 3600 | 3800 | 4000 | 4200 | 4600 | 5800 | 6200 | 6600 | 7400 | 8200 | 9000 | 9400 | 9800 | 10200 | |
| | | | H (m) / pump input power (kW) | | | | | | | | | | | | | | | | | | | |
| **150-400C** | 75 | 280S | 45,6<br>20,78 | 47,8<br>35,35 | 47,7<br>36,41 | 47,6<br>37,46 | 47,4<br>38,54 | 47,2<br>39,58 | 47,0<br>40,43 | 46,7<br>41,65 | 46,5<br>42,62 | 45,8<br>44,48 | 43,9<br>50,44 | 43,1<br>52,51 | 42,0<br>54,34 | 39,2<br>57,61 | 35,8<br>60,59 | 31,5<br>63,18 | 28,7<br>64,43 | | | |
| **150-400B** | 75 | 280S | 52,8<br>26,57 | 54,4<br>41,90 | 54,2<br>43,10 | 53,9<br>44,29 | 57,3<br>45,48 | 53,5<br>46,65 | 53,2<br>47,81 | 52,9<br>48,96 | 52,6<br>50,10 | 51,8<br>52,35 | 50,3<br>58,79 | 49,8<br>60,86 | 48,9<br>62,94 | 46,1<br>66,80 | 42,9<br>70,20 | 39,1<br>73,30 | 36,7<br>74,72 | 34,3<br>76,14 | | |
| **150-400A** | 90 | 280M | 59,0<br>29,82 | 60,3<br>47,01 | 60,2<br>48,30 | 60,0<br>49,59 | 59,8<br>50,88 | 59,9<br>52,18 | 59,4<br>53,48 | 59,1<br>54,78 | 58,8<br>56,10 | 58,1<br>58,76 | 56,4<br>66,15 | 56,0<br>68,45 | 55,3<br>70,93 | 53,3<br>75,79 | 50,6<br>79,82 | 46,7<br>83,73 | 44,5<br>85,61 | 42,2<br>87,41 | 39,8<br>89,16 | |

# 4CA - 4CAX ~ 1450 r.p.m.

**Macchine a completamento gamma, non contemplate nella normativa EN 733.**

***Machines complementing the existing range, not envisaged in the EN 733 standard.***

**Máquinas para completar la gama, no contempladas en la norma EN 733.**

***Machines venant compléter la gamme, non couvertes par la norme EN 733.***

| TYPE | $P_2$ nom. kW | Motor Size | Q (m³/h - l/min) | | | | | | | |
|---|---|---|---|---|---|---|---|---|---|---|
| | | | 0 | 200 | 250 | 400 | 600 | 800 | 850 | 900 |
| | | | 0 | 3333 | 4167 | 6667 | 10000 | 13333 | 14167 | 15000 |
| | | | H (m) / pump input power (kW) | | | | | | | |
| **200-315D** | 37 | 225S | 21,2<br>18,00 | 21,7<br>24,31 | 21,8<br>26,11 | 21,2<br>31,21 | 18,3<br>36,07 | 12,5<br>37,00 | | |
| **200-315C** | 45 | 225M | 26,6<br>21,54 | 26,6<br>29,42 | 26,4<br>31,44 | 25,9<br>37,61 | 23,1<br>43,07 | 16,9<br>45,42 | 14,6<br>45,55 | |
| **200-315B** | 55 | 250M | 33,4<br>25,04 | 33,4<br>36,30 | 33,2<br>38,91 | 32,2<br>46,32 | 28,6<br>52,72 | 21,7<br>55,67 | 19,4<br>55,62 | 16,7<br>55,25 |
| **200-315A** | 75 | 280S | 36,3<br>27,90 | 35,9<br>39,49 | 35,8<br>42,13 | 35,0<br>50,07 | 31,8<br>58,82 | 24,9<br>62,36 | 22,5<br>62,45 | 19,8<br>62,15 |
| **200-400C** | 90 | 280M | 43,0<br>31,27 | 44,1<br>45,90 | 44,1<br>50,14 | 43,6<br>62,49 | 39,9<br>77,58 | 31,5<br>89,60 | | |
| **200-400B** | 110 | 315S | 49,5<br>40,00 | 50,8<br>54,29 | 51,0<br>58,92 | 50,6<br>73,89 | 47,2<br>91,32 | 39,5<br>105,65 | 36,6<br>108,43 | |
| **200-400A** | 132 | 315M | 57,2<br>49,00 | 58,5<br>65,01 | 58,6<br>70,26 | 58,2<br>87,26 | 55,2<br>107,05 | 48,2<br>124,54 | 45,6<br>128,46 | 44,0<br>132,15 |

| TYPE | $P_2$ nom. kW | Motor Size | Q (m³/h - l/min) | | | | | | | | | | | | | |
|---|---|---|---|---|---|---|---|---|---|---|---|---|---|---|---|---|
| | | | 0 | 250 | 400 | 600 | 800 | 850 | 900 | 1100 | 1170 | 1200 | 1300 | 1400 | 1500 | 1600 |
| | | | 0 | 4167 | 6667 | 10000 | 13333 | 14167 | 15000 | 18333 | 19500 | 20000 | 21667 | 23333 | 25000 | 26667 |
| | | | H (m) / pump input power (kW) | | | | | | | | | | | | | |
| **250-315C** | 55<br>75 | 250M<br>280S | 26,1<br>28,00 | 25,5<br>37,82 | 25,3<br>44,23 | 24,1<br>51,71 | 22,3<br>57,65 | 21,7<br>58,82 | 21,0<br>59,57 | 16,8<br>59,89 | | | | | | |
| **250-315B** | 75 | 280S | 33,2<br>43,46 | 33,0<br>54,77 | 32,7<br>61,20 | 31,8<br>68,72 | 29,6<br>74,57 | 28,6<br>75,26 | 27,5<br>75,64 | 21,7<br>74,47 | 19,0<br>73,35 | | | | | |
| **250-315A** | 90 | 280M | 35,8<br>46,41 | 35,0<br>57,61 | 34,4<br>64,50 | 33,3<br>73,28 | 31,3<br>78,44 | 30,4<br>79,01 | 29,3<br>79,32 | 23,0<br>78,27 | 20,7<br>77,03 | 20,0<br>76,36 | | | | |
| **250-400D** | 110<br>132 | 315S<br>315M | 38,3<br>48,00 | 39,9<br>61,74 | 39,9<br>71,25 | 39,0<br>84,15 | 36,9<br>95,73 | 36,1<br>98,36 | 35,2<br>100,80 | 30,6<br>108,97 | 28,6<br>111,27 | 27,7<br>112,17 | 24,3<br>114,78 | | | |
| **250-400C** | 132<br>160 | 315M<br>315L | 44,0<br>53,83 | 45,8<br>71,89 | 45,9<br>83,20 | 44,9<br>98,11 | 42,7<br>112,06 | 42,0<br>115,25 | 41,2<br>118,20 | 37,2<br>128,07 | 35,4<br>130,85 | 34,5<br>131,93 | 31,3<br>135,08 | 27,4<br>137,50 | | |
| **250-400B** | 160<br>200 | 315L<br>315L | 50,0<br>64,57 | 51,7<br>84,18 | 51,8<br>97,49 | 51,0<br>115,36 | 49,0<br>131,10 | 48,4<br>134,76 | 47,6<br>138,27 | 43,9<br>151,48 | 42,3<br>155,58 | 41,5<br>157,12 | 38,5<br>161,60 | 34,8<br>164,88 | 30,3<br>167,09 | |
| **250-400A** | 200 | 315L | 55,7<br>70,94 | 57,4<br>91,89 | 57,5<br>106,81 | 56,5<br>127,19 | 54,5<br>145,00 | 53,8<br>149,18 | 53,0<br>153,24 | 49,4<br>168,92 | 47,9<br>173,94 | 47,1<br>175,86 | 44,3<br>181,62 | 40,8<br>186,11 | 36,6<br>189,07 | 31,7<br>190,57 |

# 4CA/4CAT - 4CAX EN 733 ~ 1450 r.p.m.

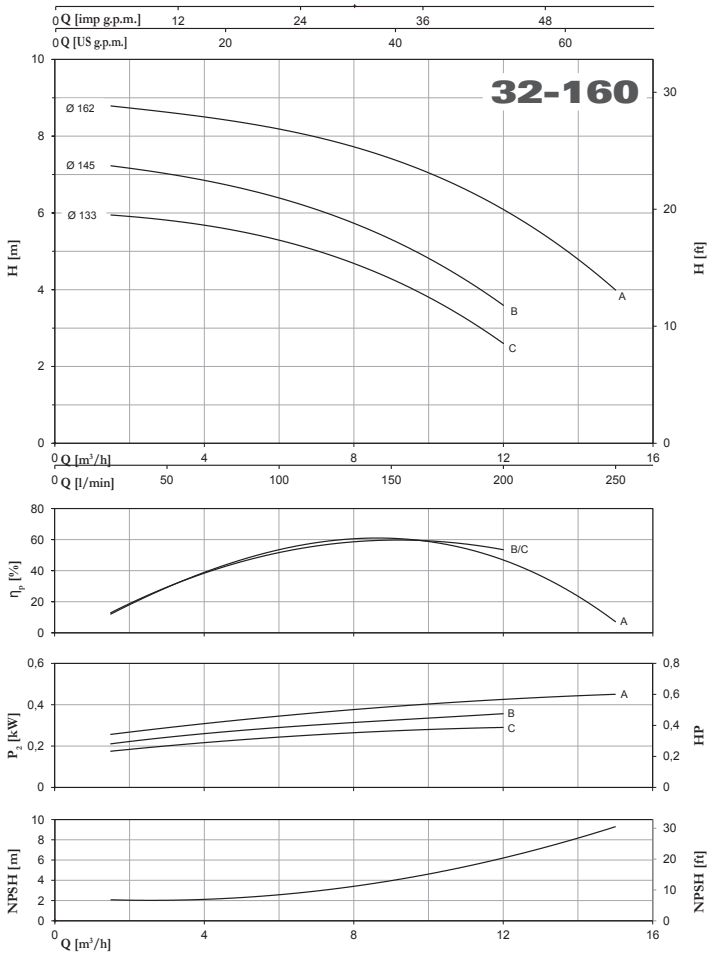


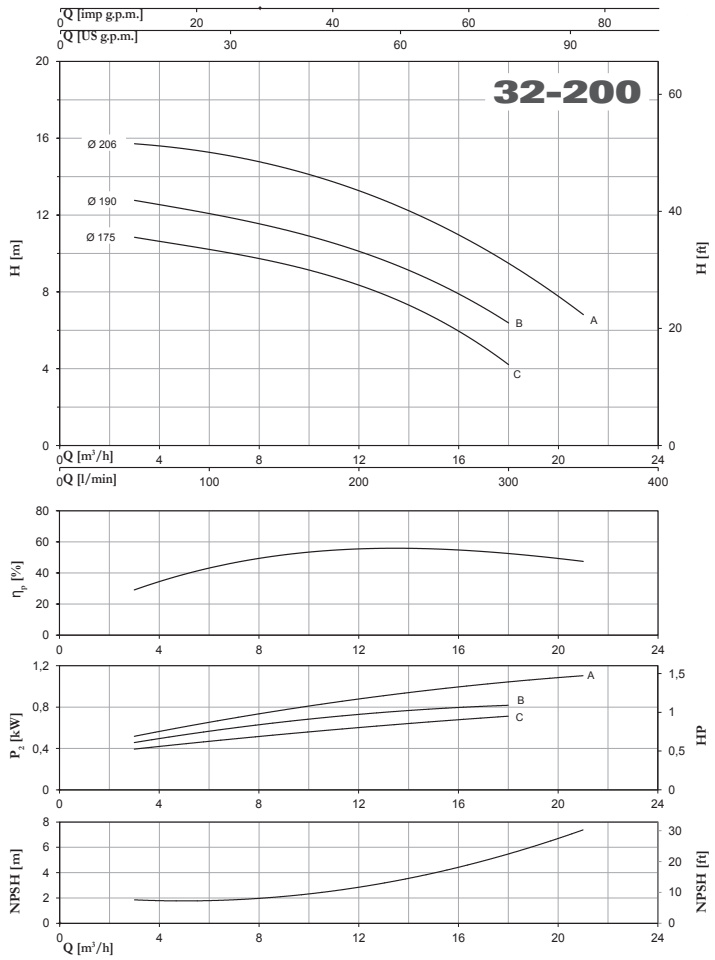


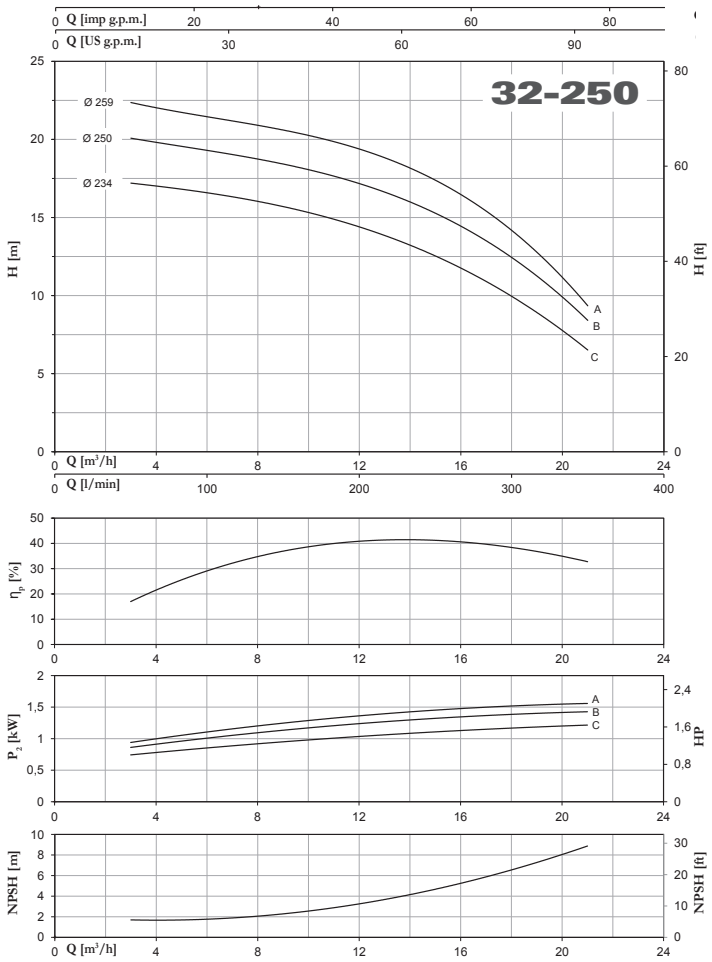


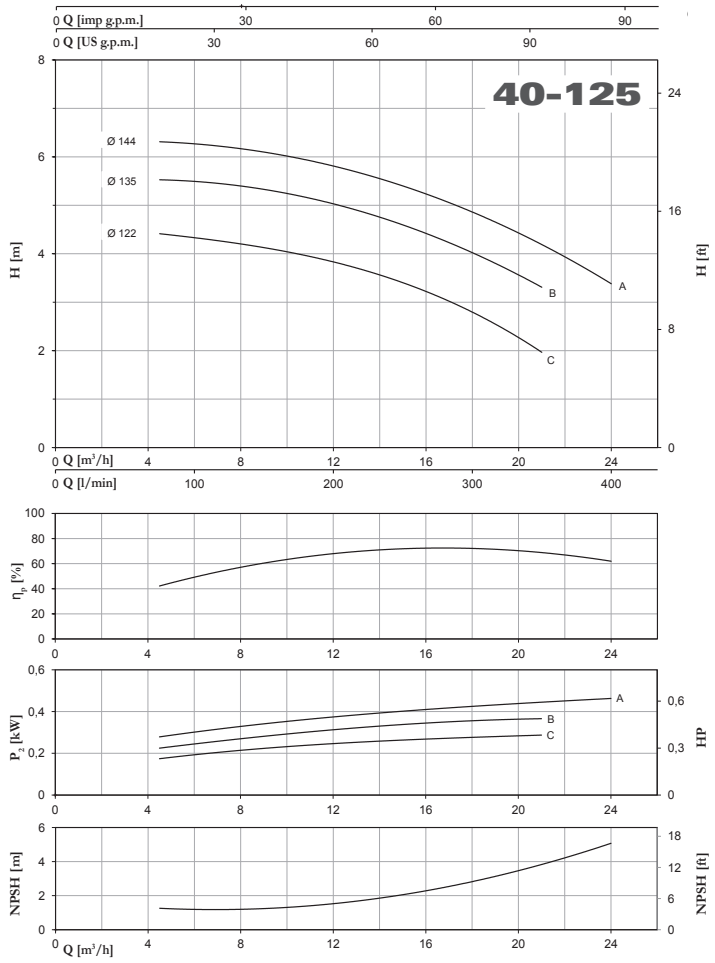




Tolerance: ISO 9906:2012 - Grade 3B

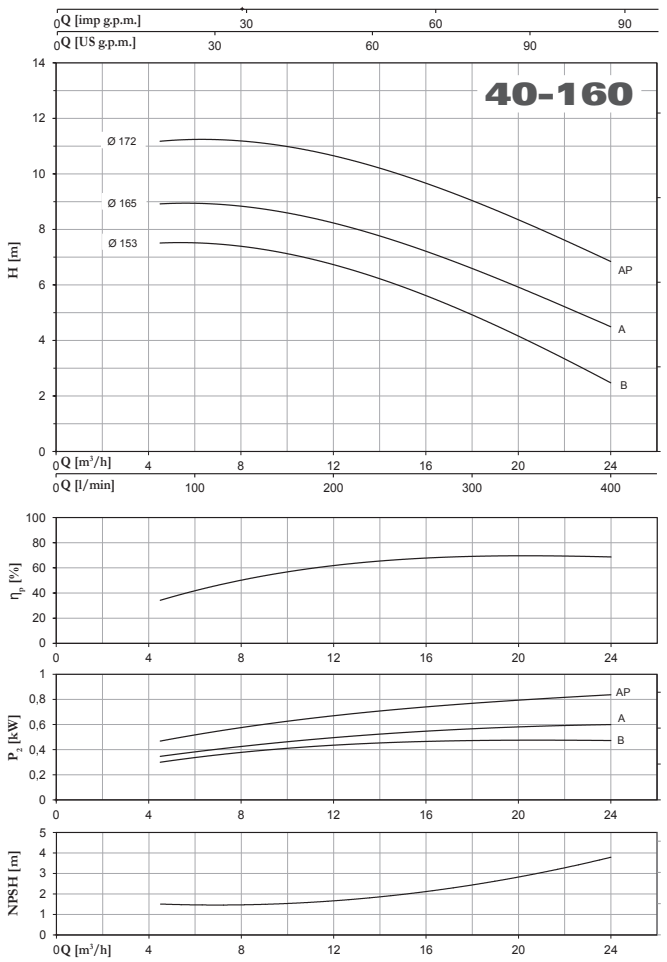


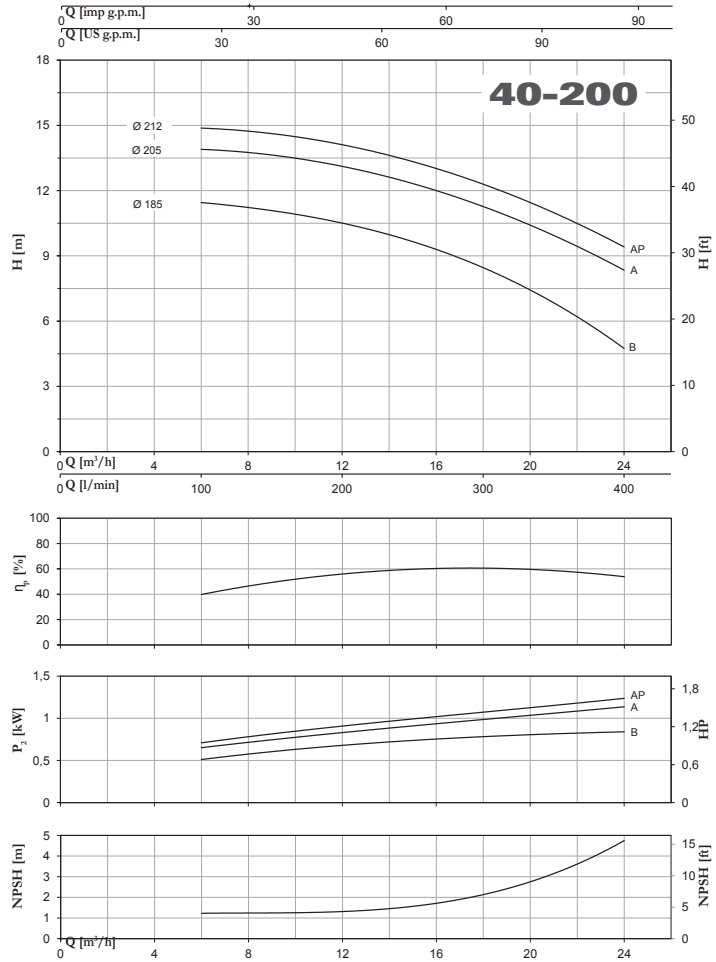


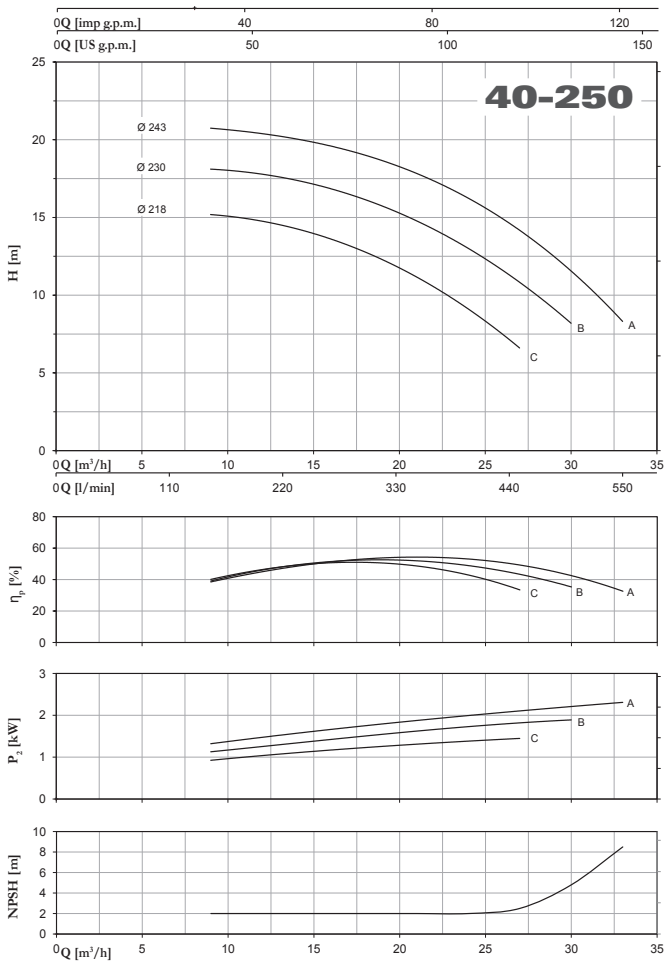


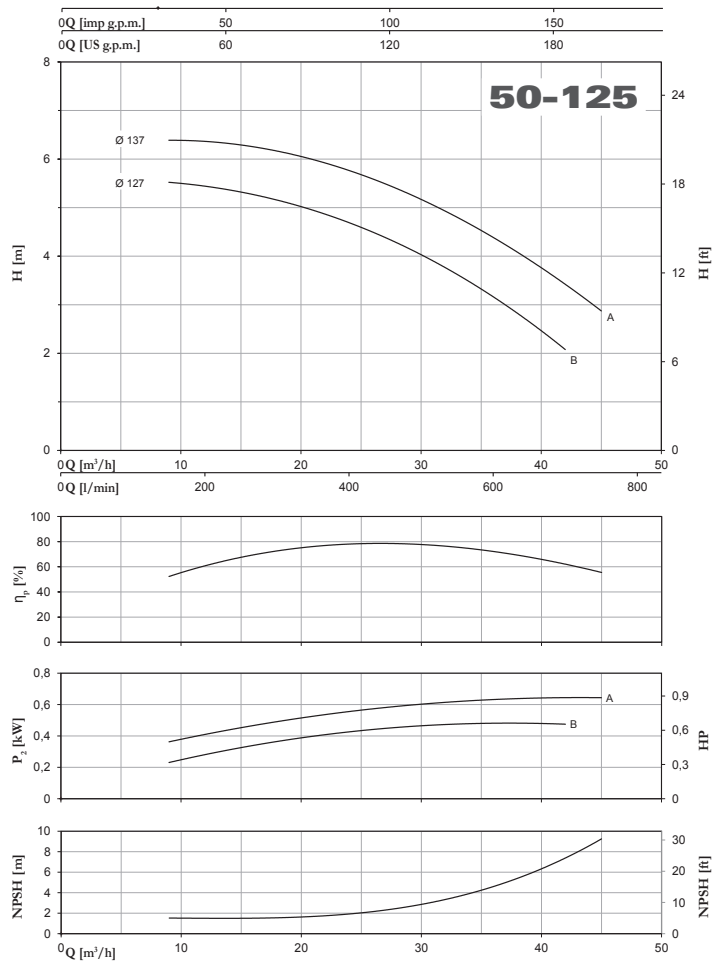


Tolerance: ISO 9906:2012 - Grade 3B

# 4CA/4CAT - 4CAX EN 733 ~ 1450 r.p.m.

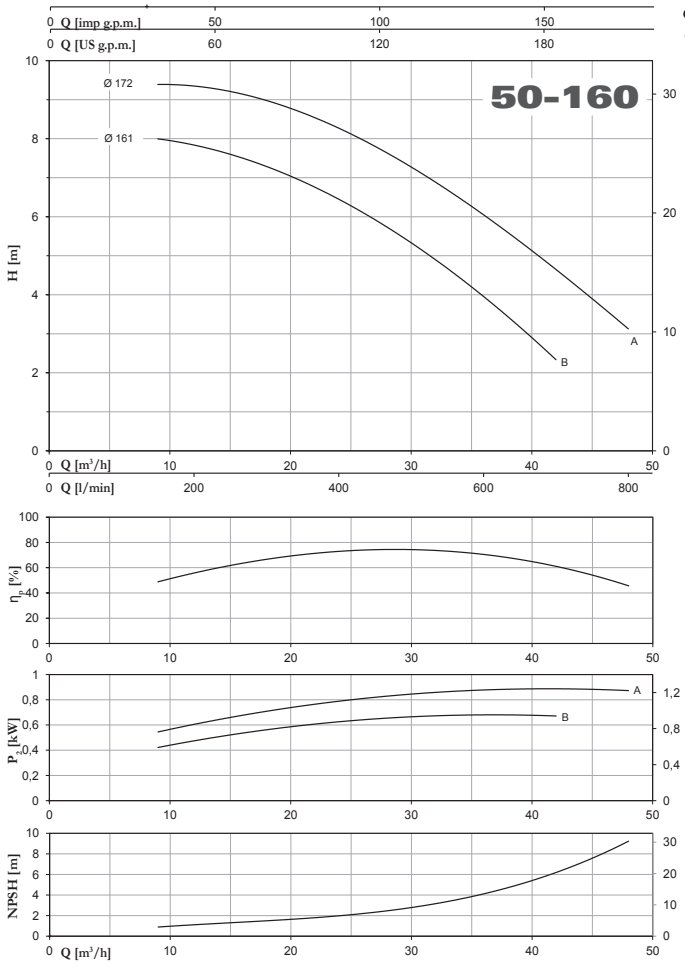


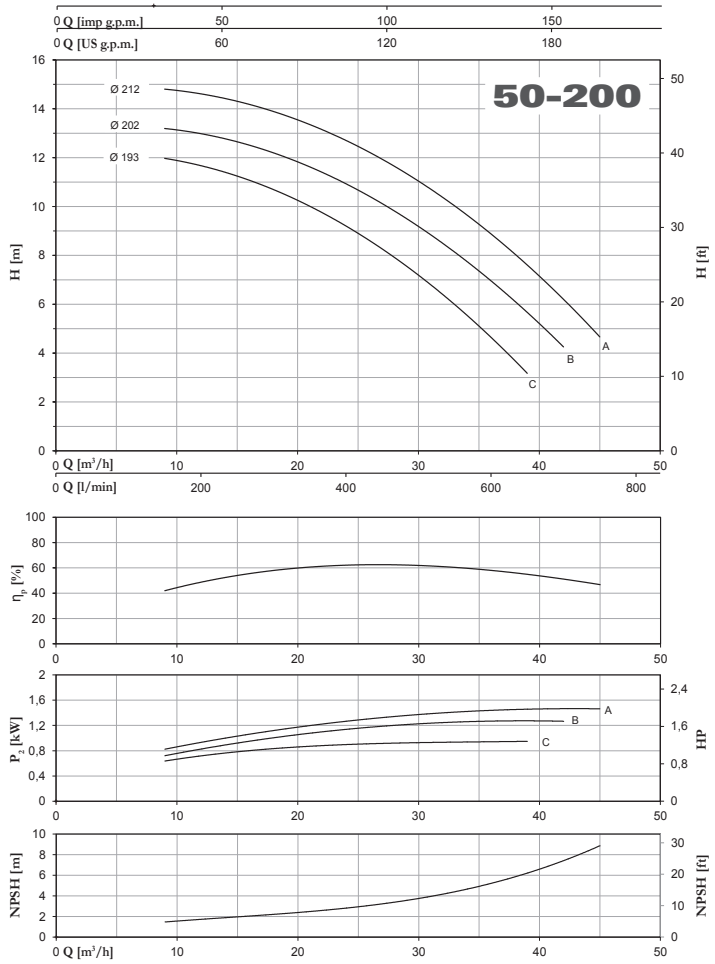


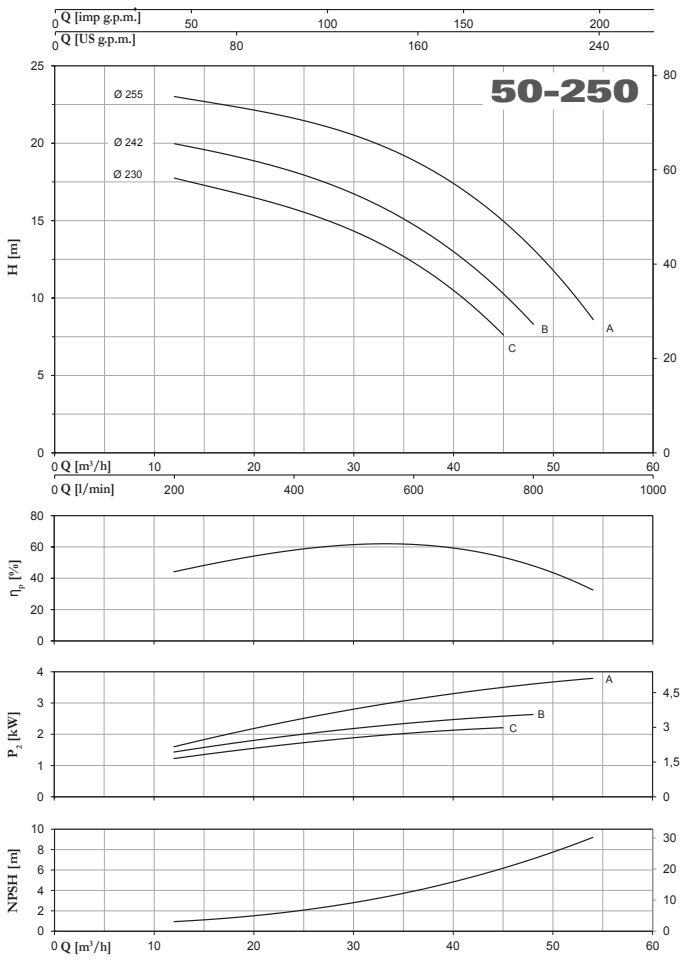


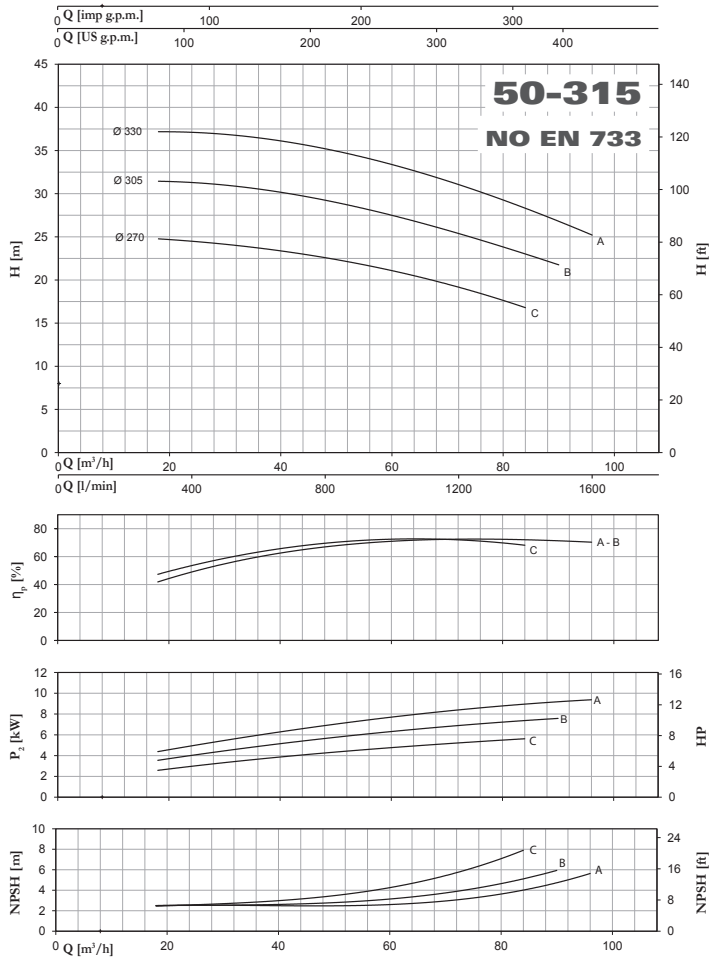




Tolerance: ISO 9906:2012 - Grade 3B

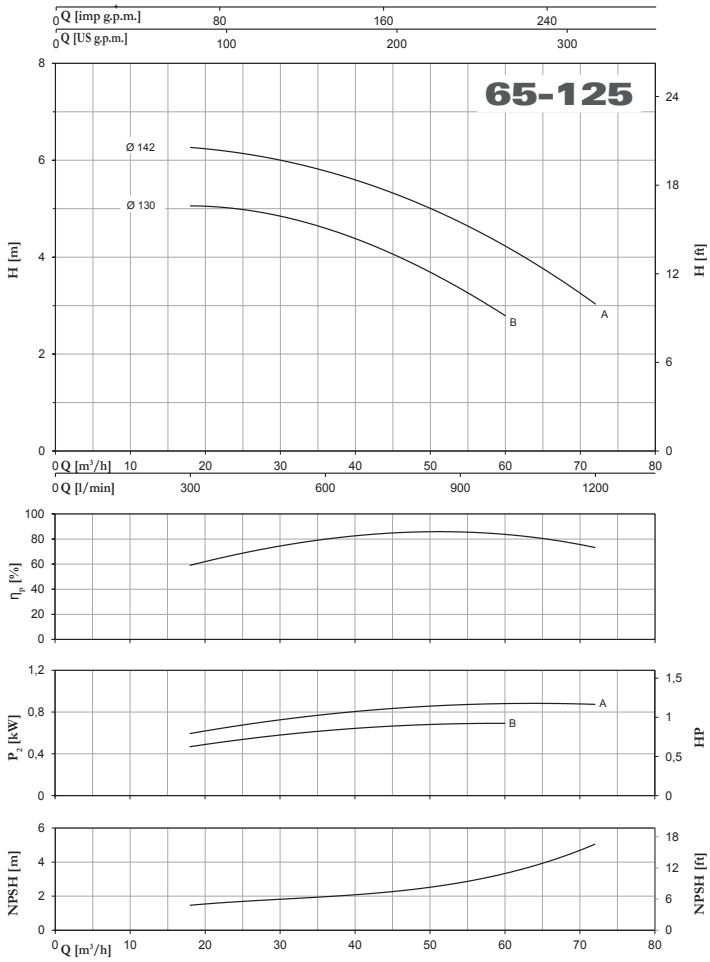


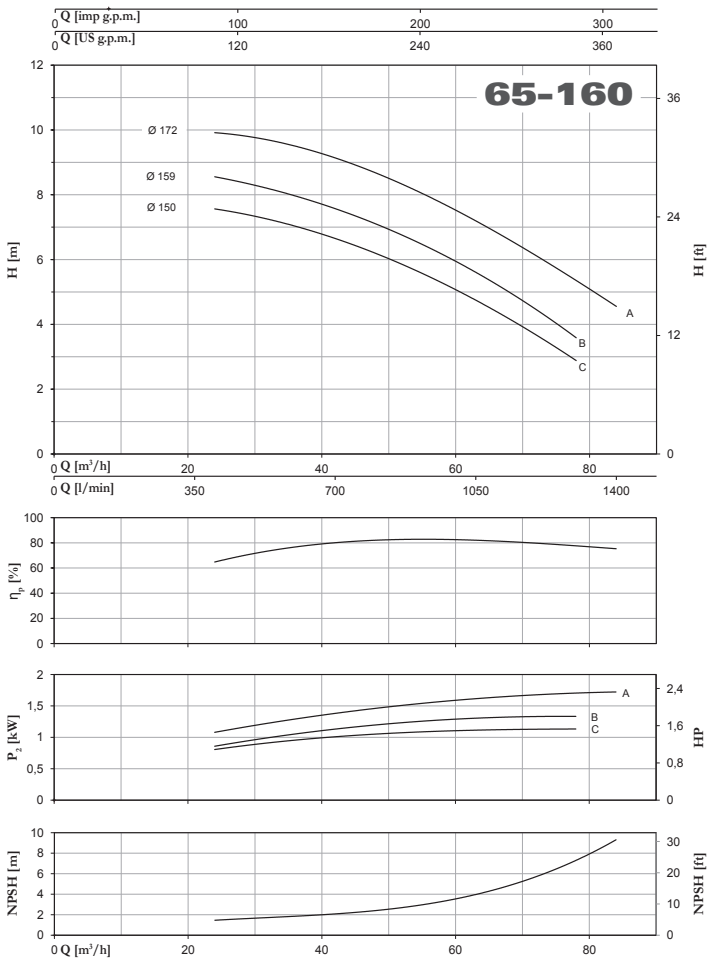


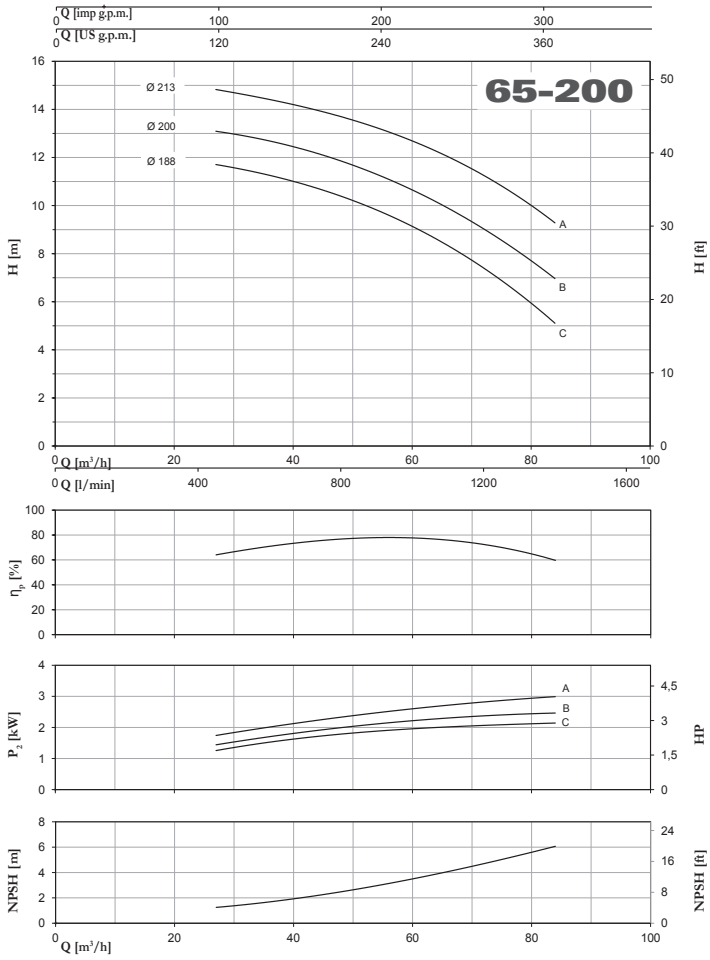


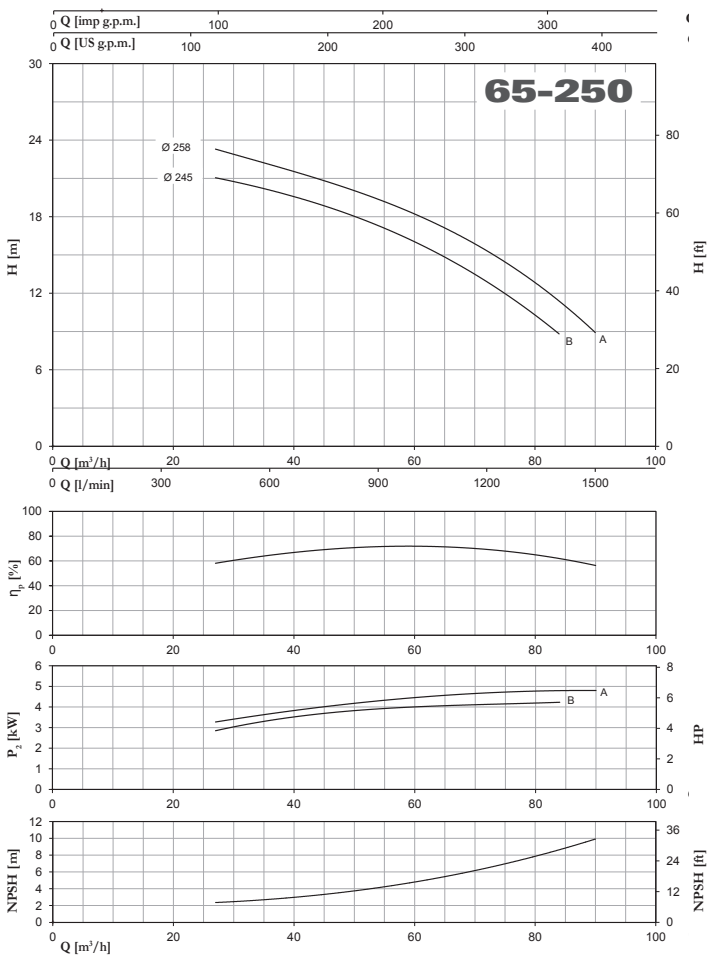


Tolerance: ISO 9906:2012 - Grade 3B

# 4CA/4CAT - 4CAX EN 733 ~ 1450 r.p.m.

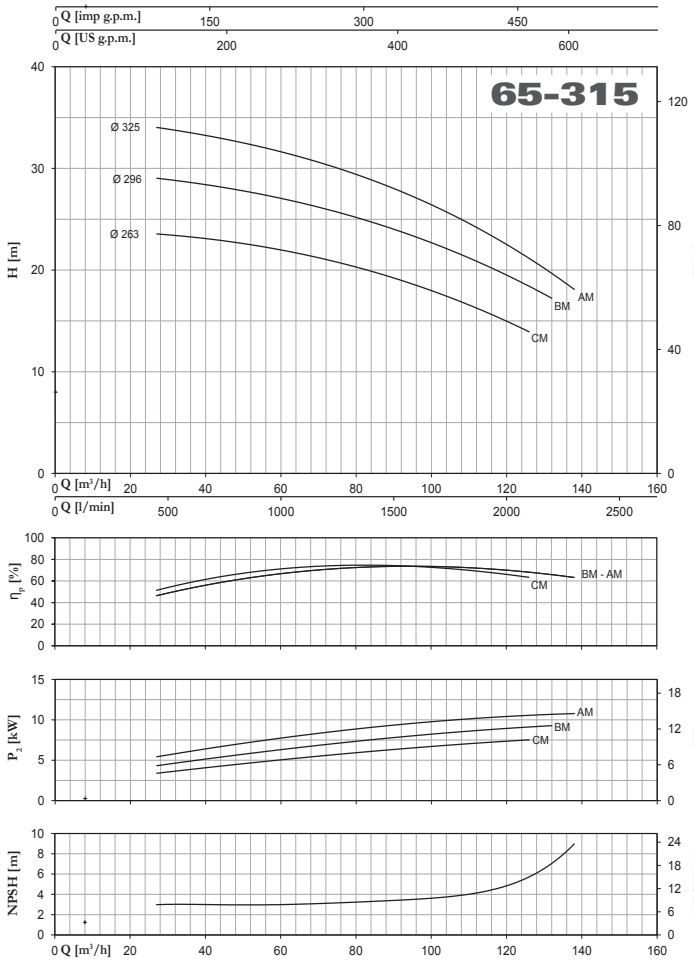


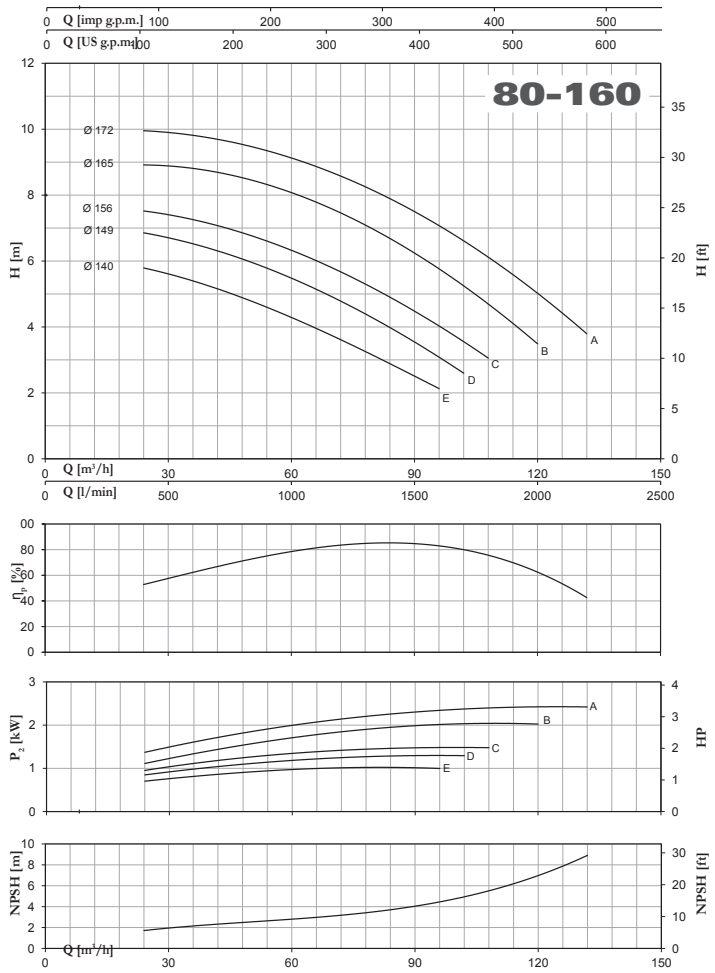


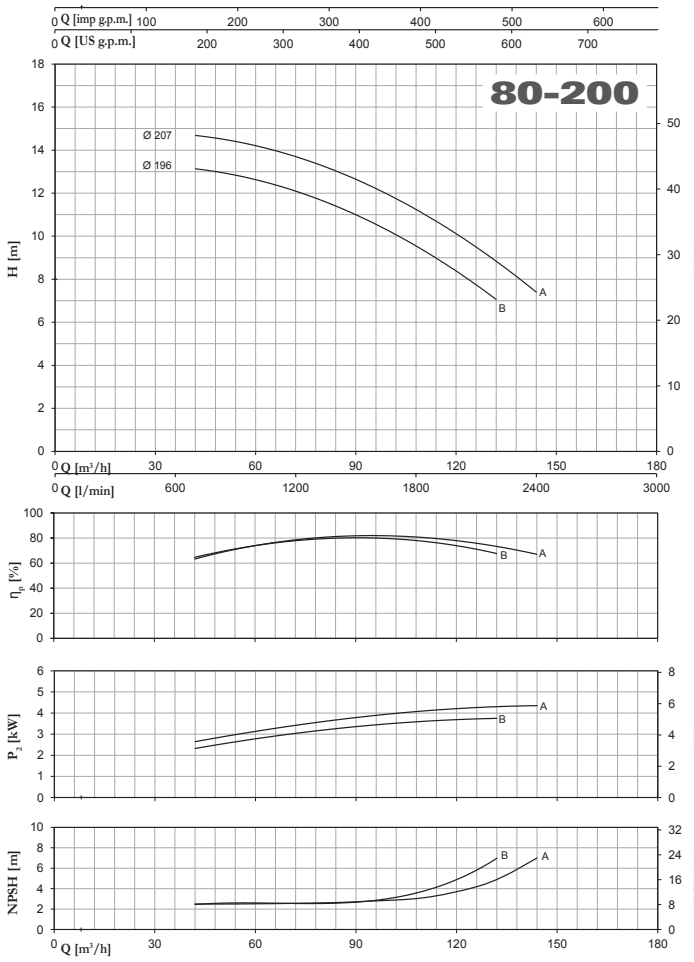


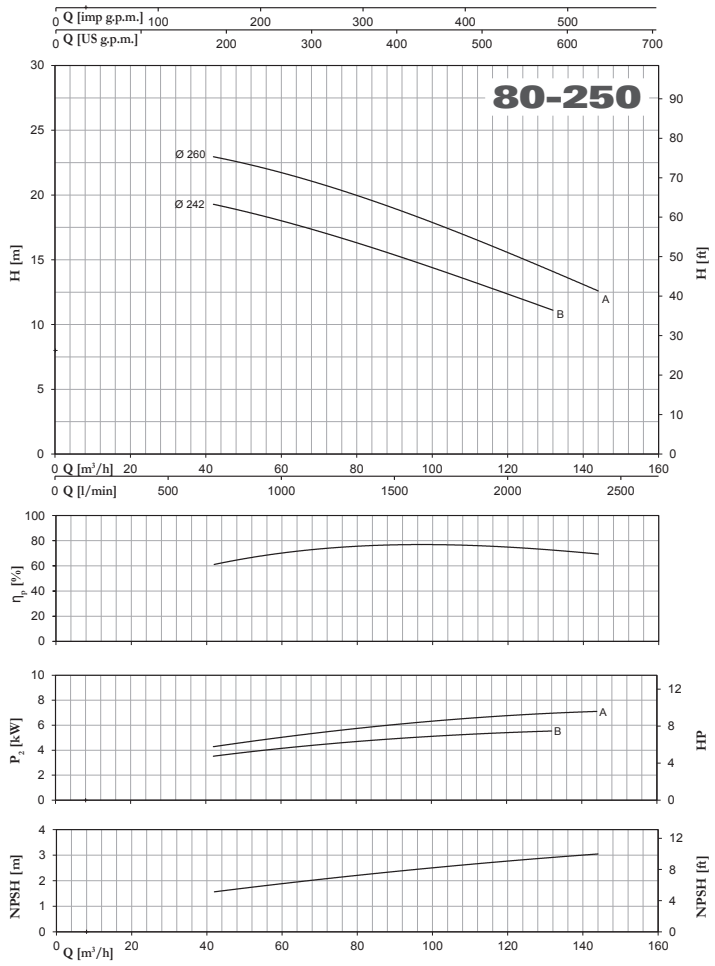




Tolerance: ISO 9906:2012 - Grade 3B

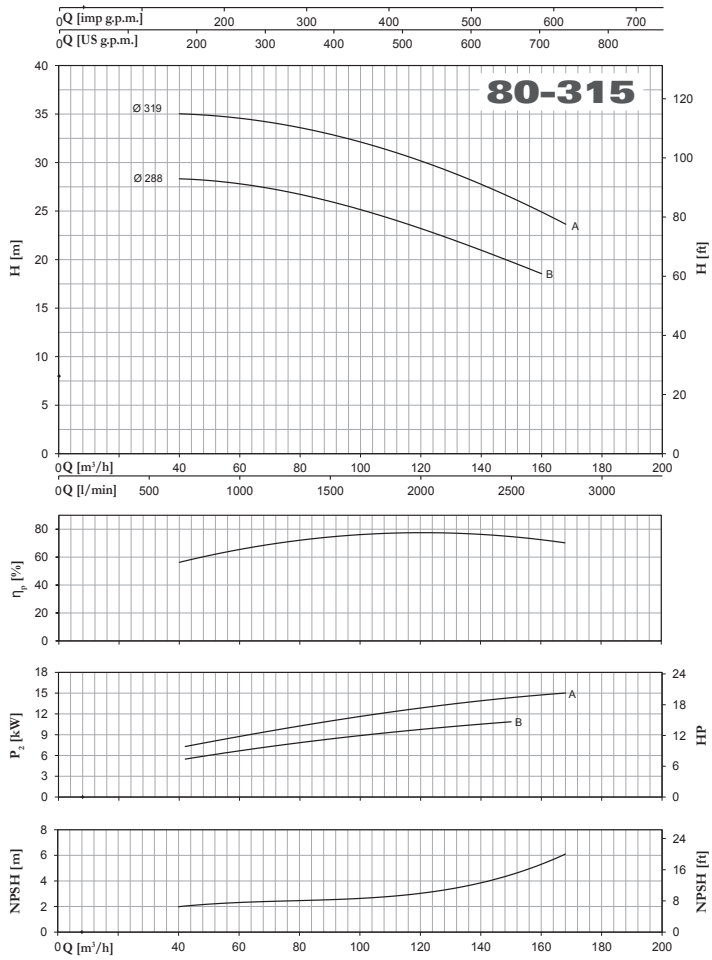


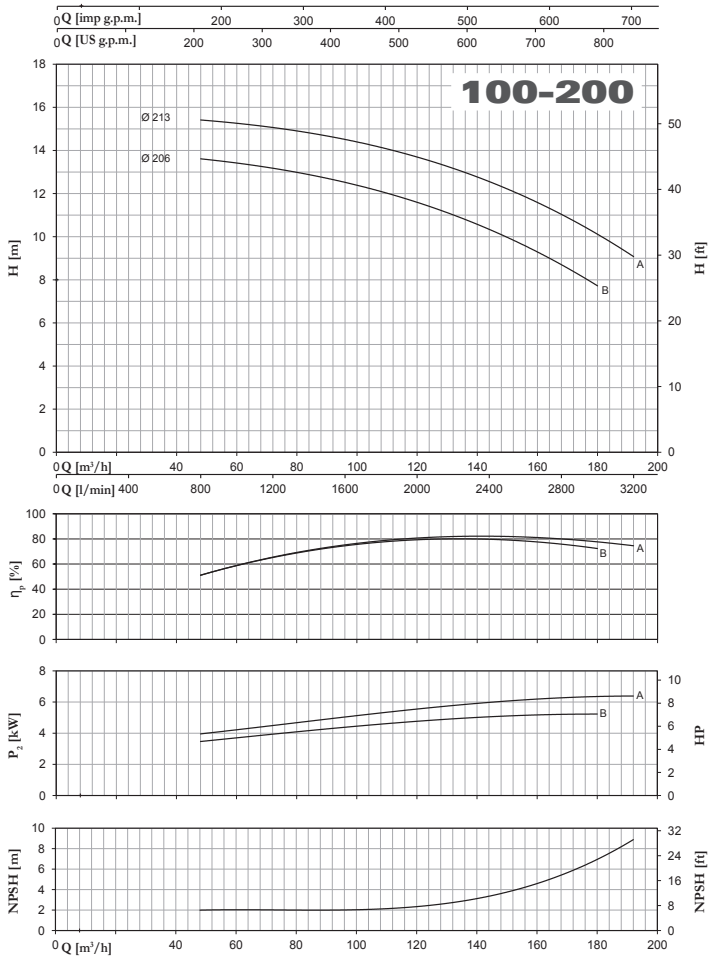


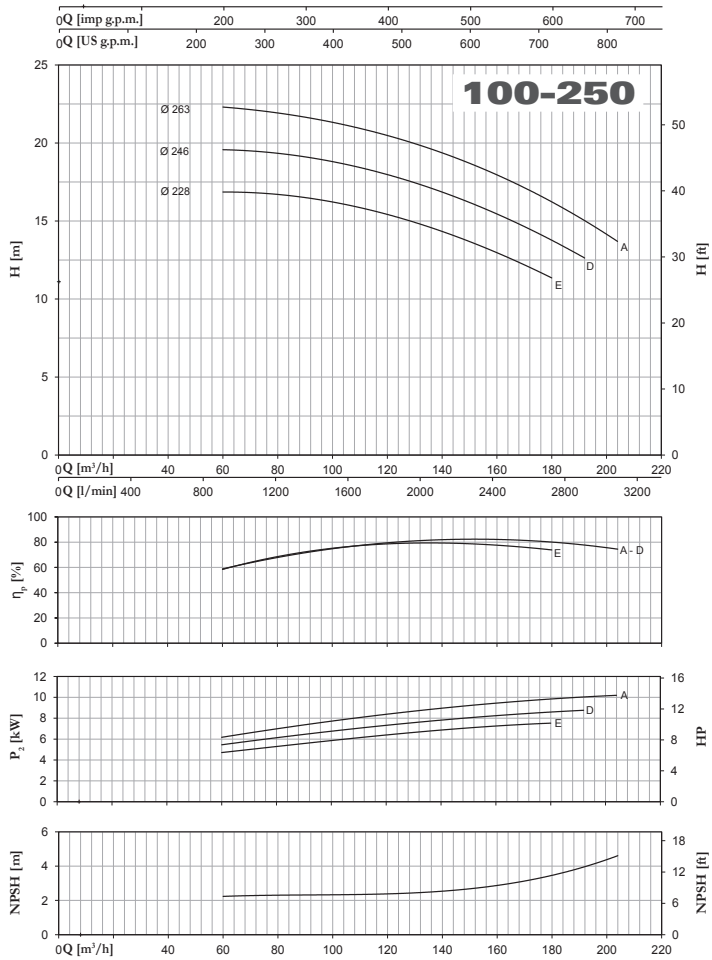


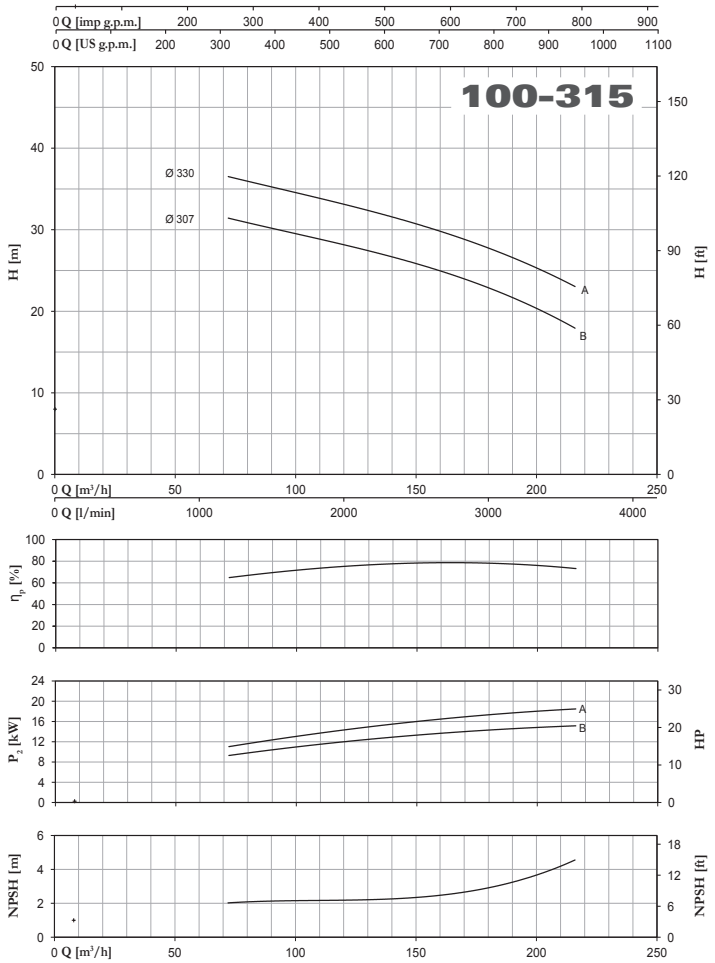


Tolerance: ISO 9906:2012 - Grade 3B

# 4CA/4CAT - 4CAX EN 733 ~ 1450 r.p.m.

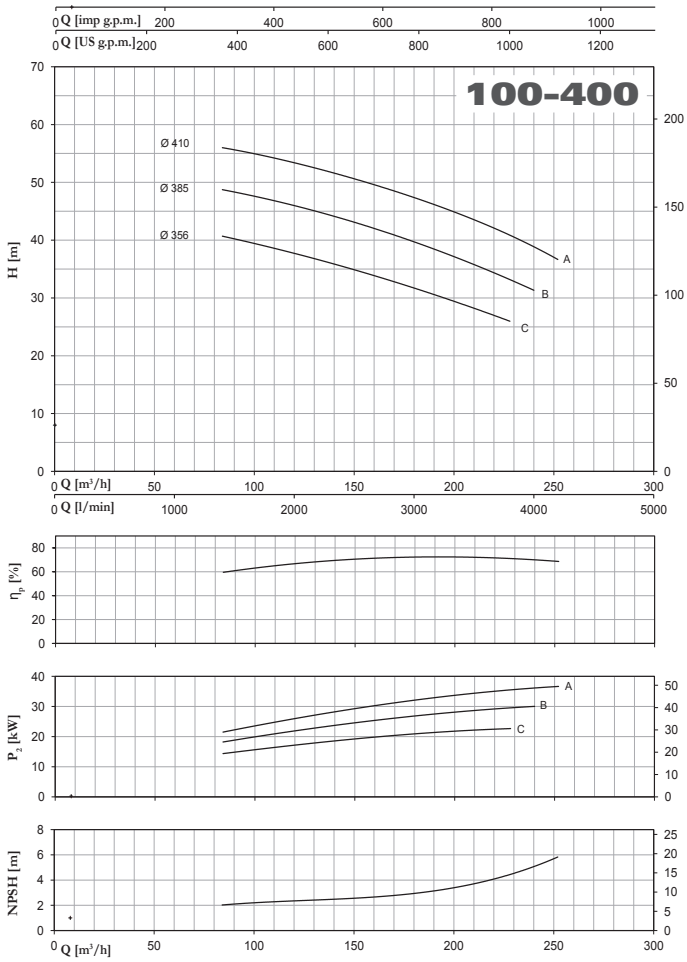


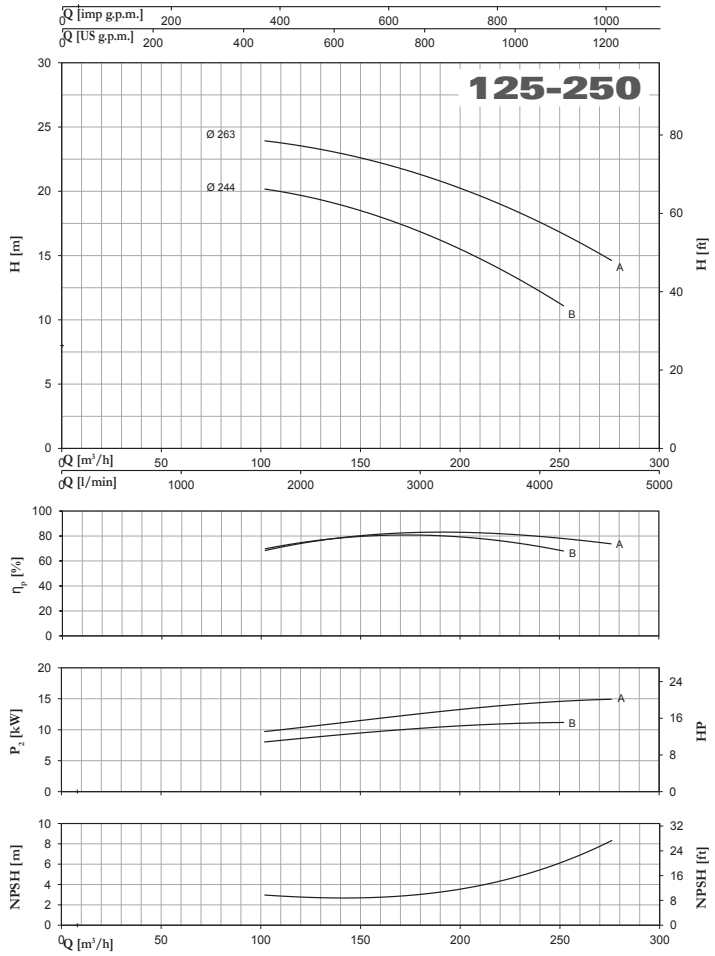


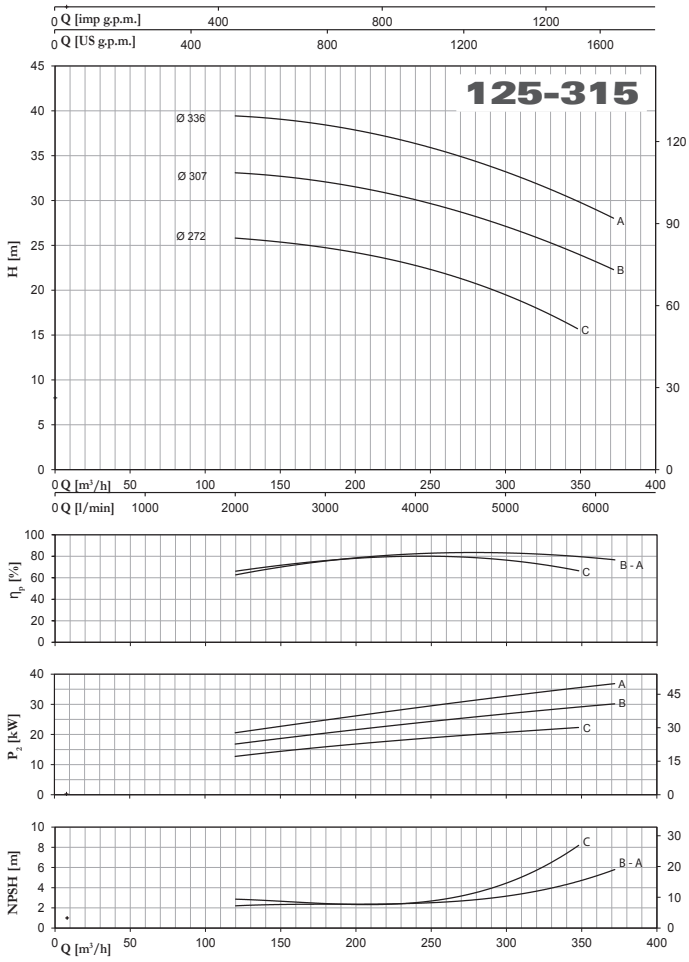


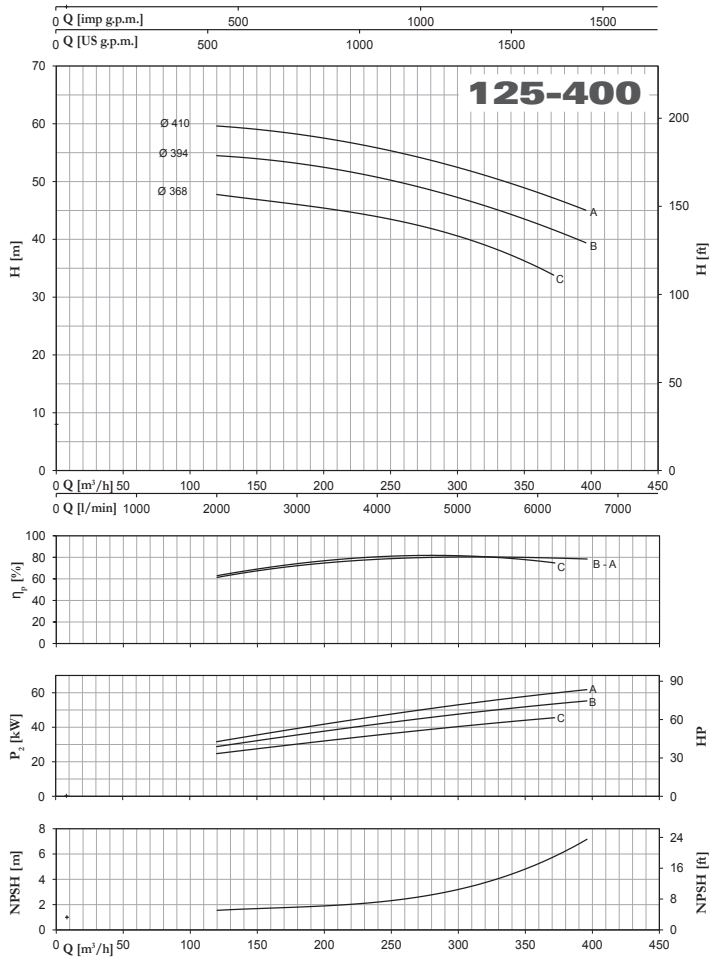




Tolerance: ISO 9906:2012 - Grade 3B

# 4CA/4CAT - 4CAX EN 733 ~ 1450 r.p.m.

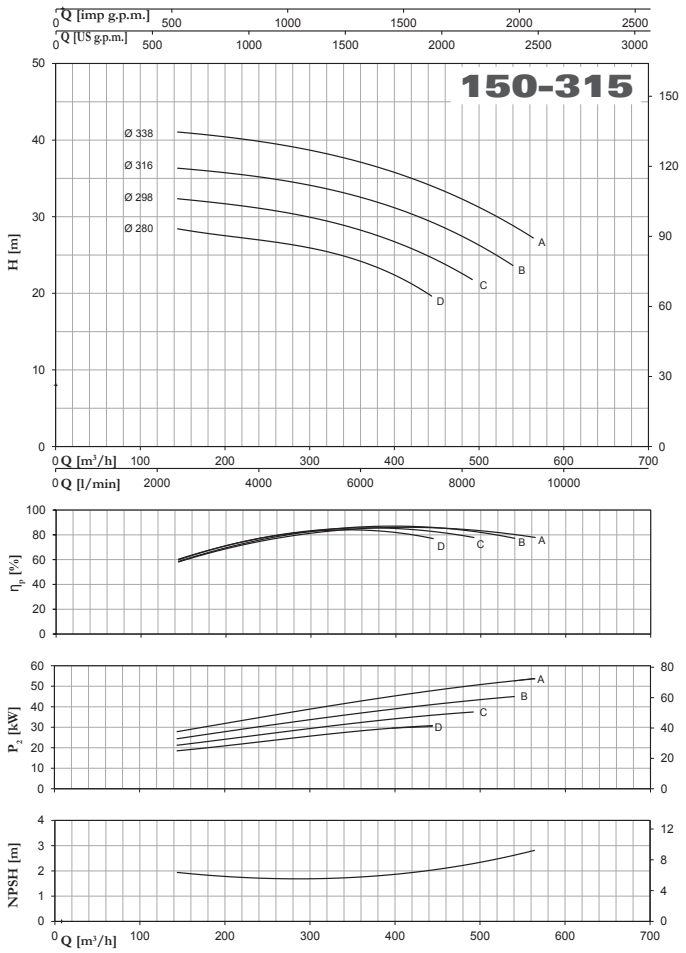


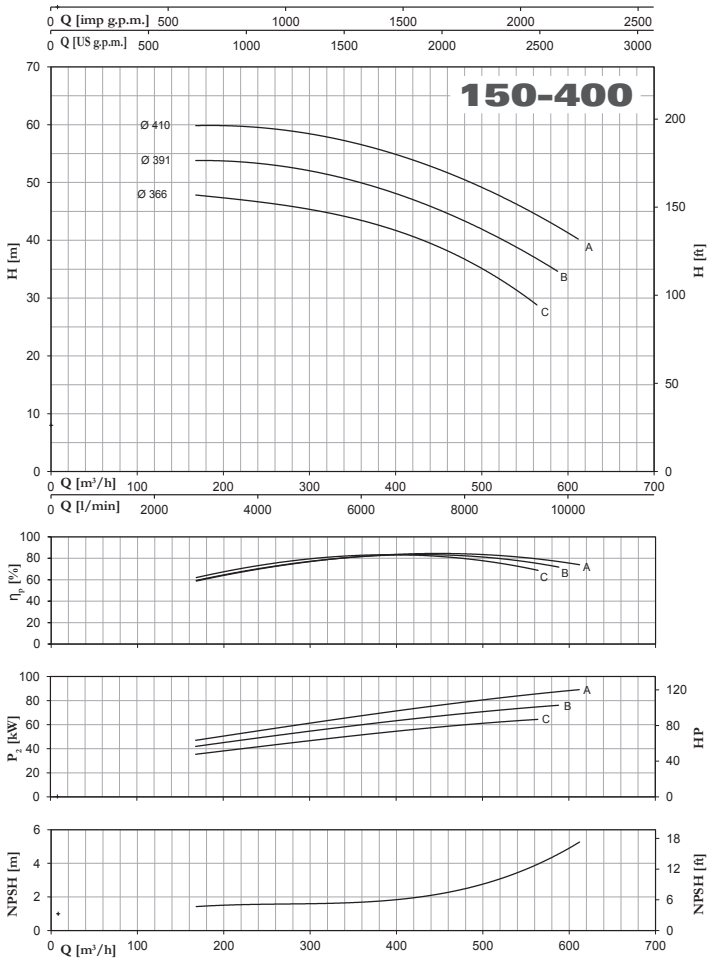


# 4CA - 4CAX (No EN 733) ~ 1450 r.p.m.

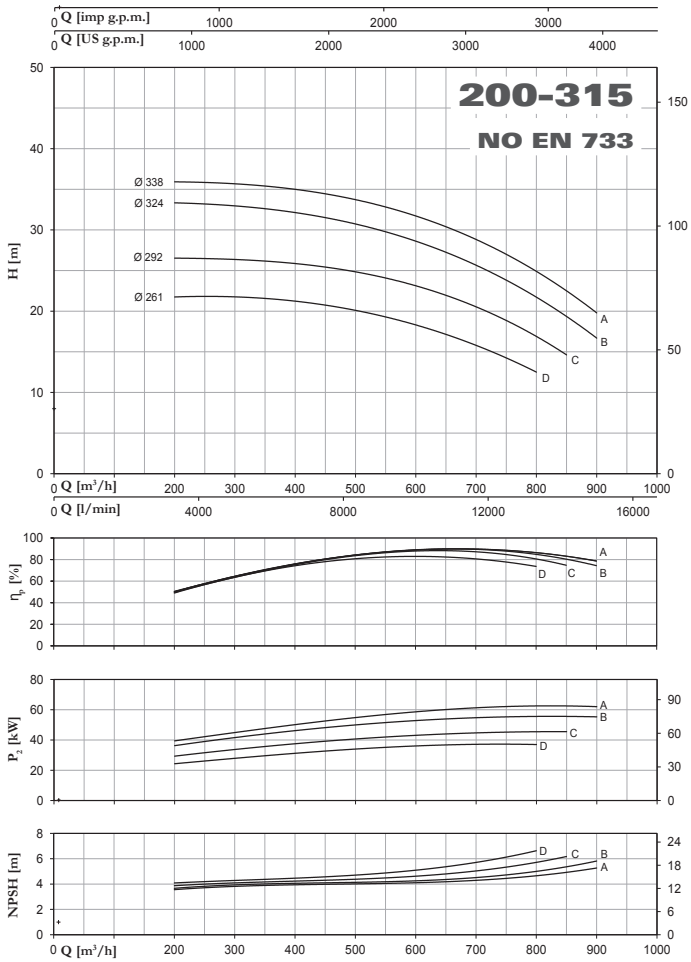


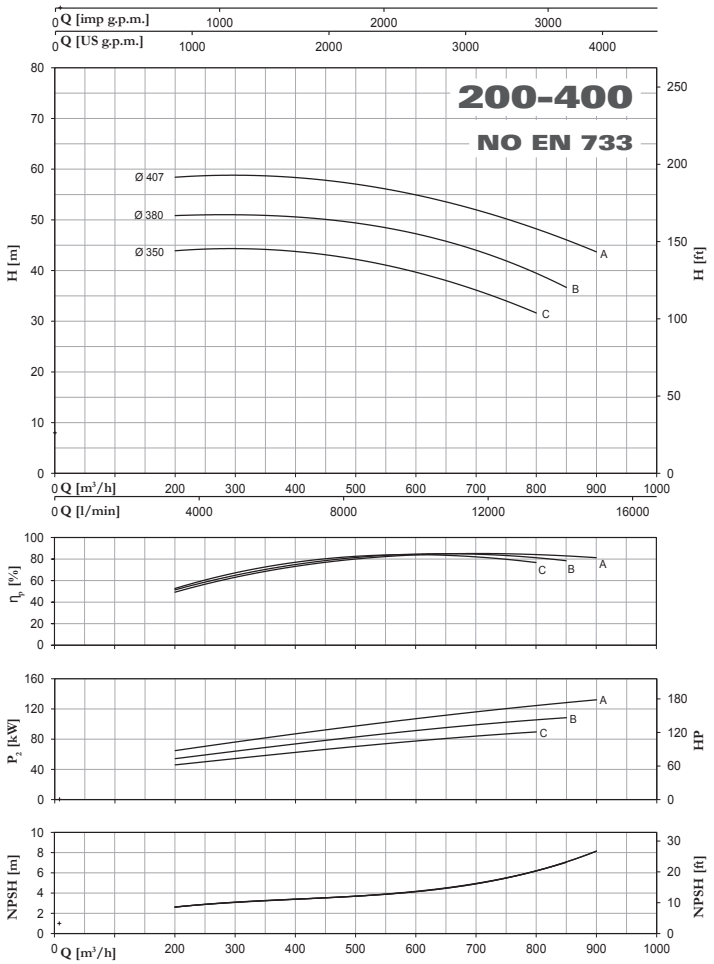

# 4CA - 4CAX (No EN 733) ~ 1450 r.p.m.

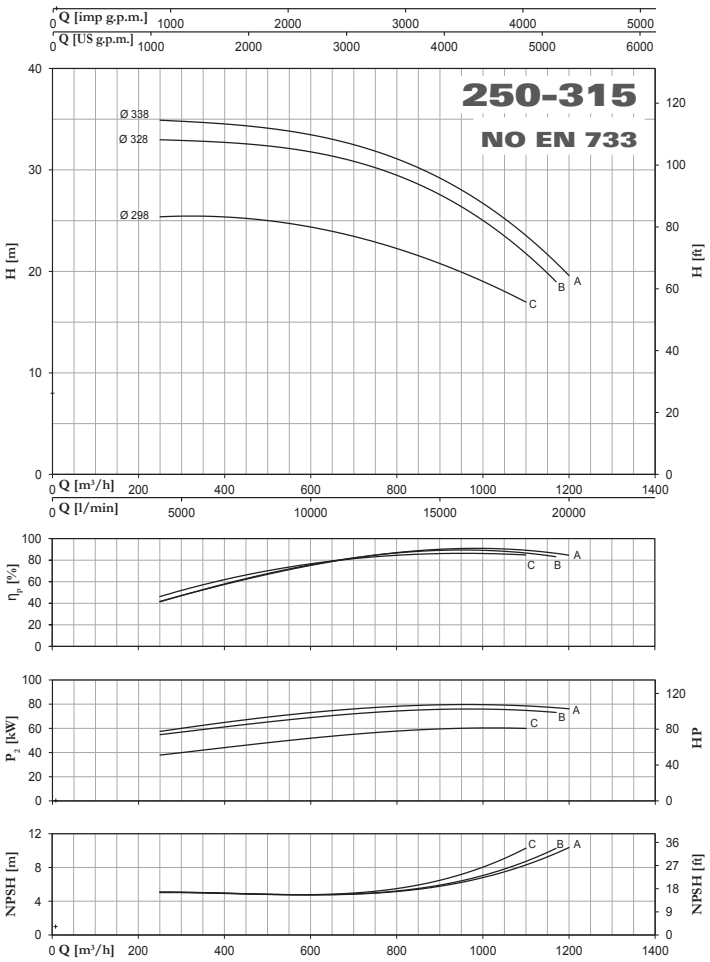


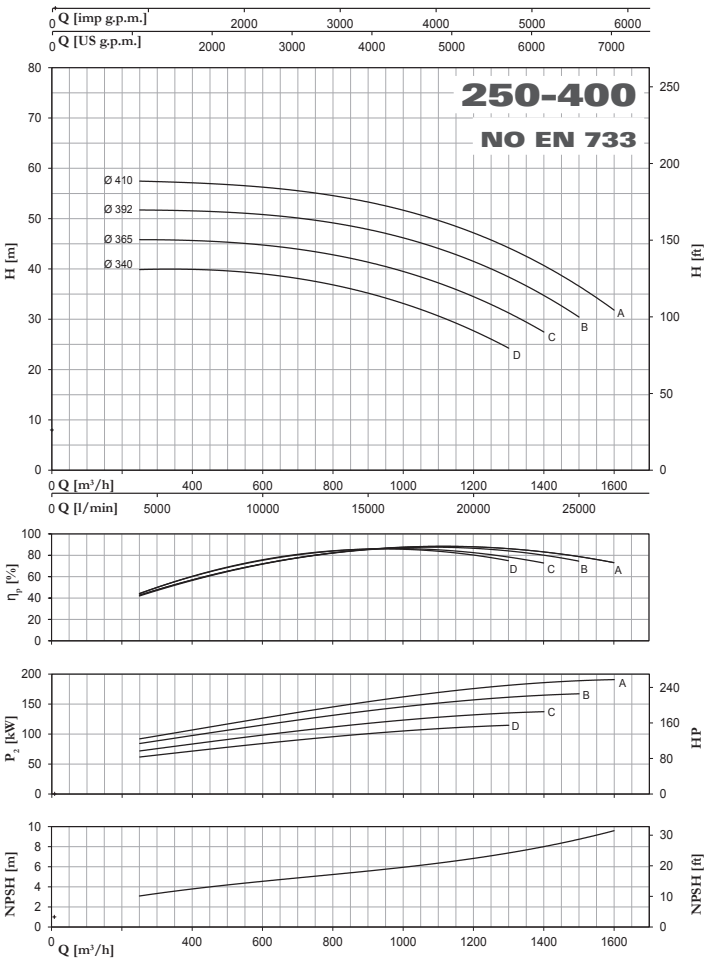


Tolerance: ISO 9906:2012 - Grade 3B

# CA/CAT - CAX EN 733 ~ 2900 r.p.m.
# 4CA/4CAT - 4CAX EN 733 ~ 1450 r.p.m.

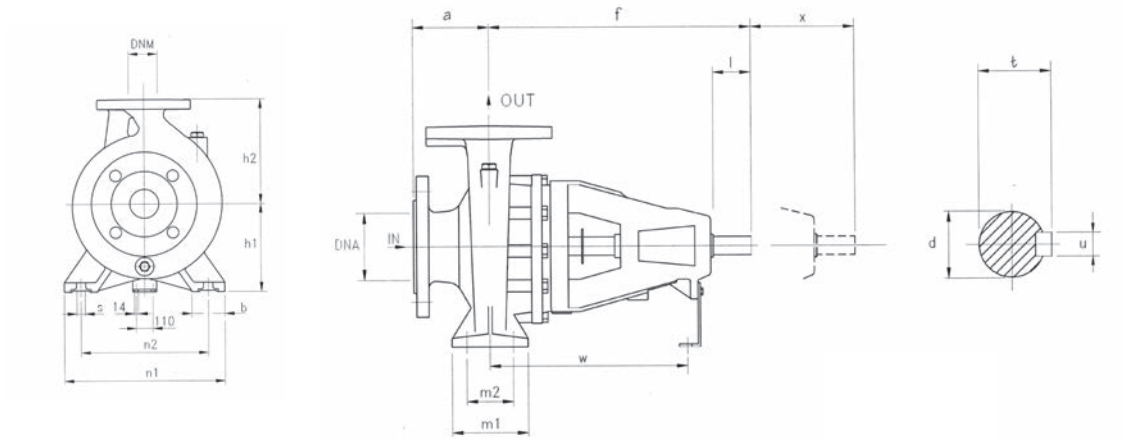


| TYPE | DIMENSIONS (mm) | | | | | | | | | | | | | | | | | | | | | Kg |
|---|---|---|---|---|---|---|---|---|---|---|---|---|---|---|---|---|---|---|---|---|---|---|
| | DNA | DNM | a | f | h1 | h2 | m1 | m2 | n1 | n2 | s | b | l | d | t | u | x | w | l | L | M | |
| **32-160** | 50 | 32 | 80 | 360 | 132 | 160 | 100 | 70 | 240 | 190 | 14 | 50 | 50 | 24 | 27 | 8 | 100 | 260 | 535 | 320 | 445 | 38 |
| **32-200** | | | 80 | 360 | 160 | 180 | 100 | 70 | 240 | 190 | 14 | 50 | 50 | 24 | 27 | 8 | 100 | 260 | 535 | 320 | 445 | 41 |
| **32-250** | | | 100 | 360 | 180 | 225 | 125 | 95 | 320 | 250 | 14 | 65 | 65 | 24 | 27 | 8 | 100 | 260 | 545 | 405 | 545 | 49 |
| **40-125** | 65 | 40 | 80 | 360 | 112 | 140 | 100 | 70 | 210 | 160 | 14 | 50 | 50 | 24 | 27 | 8 | 100 | 260 | 535 | 320 | 445 | 37 |
| **40-160** | | | 80 | 360 | 132 | 160 | 100 | 70 | 240 | 190 | 14 | 50 | 50 | 24 | 27 | 8 | 100 | 260 | 535 | 320 | 445 | 40 |
| **40-200** | | | 100 | 360 | 160 | 180 | 100 | 70 | 265 | 212 | 14 | 50 | 50 | 24 | 27 | 8 | 100 | 260 | 535 | 320 | 445 | 44 |
| **40-250** | | | 100 | 360 | 180 | 225 | 125 | 95 | 320 | 250 | 14 | 65 | 50 | 24 | 27 | 8 | 100 | 260 | 545 | 405 | 545 | 49,5 |
| **50-125** | 65 | 50 | 100 | 360 | 132 | 160 | 100 | 70 | 240 | 190 | 14 | 50 | 50 | 24 | 27 | 8 | 100 | 260 | 535 | 320 | 445 | 39,5 |
| **50-160** | | | 100 | 360 | 160 | 180 | 100 | 70 | 265 | 212 | 14 | 50 | 50 | 24 | 27 | 8 | 100 | 260 | 535 | 320 | 445 | 44 |
| **50-200** | | | 100 | 360 | 160 | 200 | 100 | 70 | 265 | 212 | 14 | 50 | 50 | 24 | 27 | 8 | 100 | 260 | 535 | 320 | 445 | 47 |
| **50-250** | | | 100 | 360 | 180 | 225 | 125 | 95 | 320 | 250 | 14 | 65 | 50 | 24 | 27 | 8 | 100 | 260 | 545 | 405 | 545 | 53 |
| **50-315** | 80 | | 125 | 470 | 225 | 280 | 125 | 95 | 345 | 280 | 14 | 65 | 80 | 32 | 35,3 | 10 | 100 | 340 | 655 | 465 | 620 | 94,5 |
| **65-125** | 80 | 65 | 100 | 360 | 160 | 180 | 125 | 95 | 280 | 212 | 14 | 65 | 65 | 24 | 27 | 8 | 100 | 260 | 535 | 320 | 445 | 44,5 |
| **65-160** | | | 100 | 360 | 160 | 200 | 125 | 95 | 280 | 212 | 14 | 65 | 65 | 24 | 27 | 8 | 100 | 260 | 535 | 320 | 445 | 49 |
| **65-200** | | | 100 | 360 | 180 | 225 | 125 | 95 | 320 | 250 | 14 | 65 | 65 | 24 | 27 | 8 | 140 | 260 | 545 | 405 | 545 | 54 |
| **65-250** | | | 100 | 470 | 200 | 250 | 160 | 120 | 360 | 280 | 19 | 80 | 80 | 32 | 35 | 10 | 140 | 340 | 545 | 405 | 545 | 76,5 |
| **65-315** | | | 125 | 470 | 225 | 280 | 160 | 120 | 400 | 315 | 19 | 80 | 80 | 32 | 35 | 10 | 140 | 340 | 655 | 465 | 620 | 96 |
| **80-160** | 100 | 80 | 125 | 360 | 180 | 225 | 125 | 95 | 320 | 250 | 14 | 65 | 50 | 24 | 27 | 8 | 140 | 260 | 545 | 405 | 545 | 58 |
| **80-200** | | | 125 | 470 | 180 | 250 | 125 | 95 | 345 | 280 | 14 | 65 | 80 | 32 | 35 | 10 | 140 | 340 | 680 | 405 | 545 | 74 |
| **80-250** | | | 125 | 470 | 200 | 280 | 160 | 120 | 400 | 315 | 18 | 80 | 80 | 32 | 35,3 | 10 | 140 | 340 | 655 | 465 | 585 | 91 |
| **80-315** | | | 125 | 470 | 250 | 315 | 160 | 120 | 400 | 315 | 18 | 80 | 80 | 32 | 35,3 | 10 | 140 | 340 | 655 | 465 | 620 | 106 |
| **100-200** | 125 | 100 | 125 | 470 | 200 | 280 | 160 | 120 | 360 | 280 | 18 | 80 | 80 | 32 | 35,3 | 10 | 140 | 340 | 655 | 465 | 620 | 95 |
| **100-250** | | | 140 | 470 | 225 | 280 | 160 | 120 | 400 | 315 | 18 | 80 | 80 | 32 | 35,3 | 10 | 140 | 340 | 655 | 465 | 620 | 103 |
| **100-315** | | | 140 | 470 | 250 | 315 | 160 | 120 | 400 | 315 | 18 | 80 | 80 | 32 | 35,3 | 10 | 140 | 340 | 655 | 465 | 620 | 122 |
| **100-400** | | | 140 | 530 | 280 | 355 | 200 | 150 | 500 | 400 | 22 | 100 | 110 | 42 | 45,3 | 12 | 140 | 370 | 720 | 775 | 855 | 183,5 |
| **125-250** | 150 | 125 | 160 | 530 | 315 | 450 | 200 | 150 | 400 | 315 | 22 | 100 | 110 | 32 | 45,3 | 12 | 140 | 370 | 655 | 465 | 620 | 132 |
| **125-315** | | | 140 | 530 | 280 | 355 | 200 | 150 | 500 | 400 | 22 | 100 | 110 | 42 | 45,3 | 12 | 140 | 370 | 720 | 775 | 855 | 176 |
| **125-400** | | | 140 | 530 | 315 | 400 | 200 | 150 | 500 | 400 | 22 | 100 | 110 | 42 | 45,3 | 12 | 140 | 370 | 720 | 775 | 855 | 198 |
| **150-315** | 200 | 150 | 160 | 530 | 280 | 400 | 200 | 150 | 550 | 450 | 22 | 100 | 110 | 42 | 45,3 | 12 | 140 | 370 | 655 | 465 | 620 | 191 |
| **150-400** | | | 160 | 530 | 315 | 450 | 200 | 150 | 550 | 450 | 22 | 100 | 110 | 42 | 45,3 | 12 | 140 | 370 | 720 | 775 | 855 | 218,5 |
| **200-315** | 250 | 200 | 180 | 706 | 355 | 450 | 250 | 190 | 634 | 500 | 28 | 134 | 110 | 55 | 58,3 | 16 | 208 | 523 | 800 | 1200 | 1150 | 345 |
| **200-400** | | | 180 | 706 | 355 | 500 | 250 | 190 | 634 | 500 | 28 | 134 | 110 | 55 | 58,3 | 16 | 214 | 523 | 800 | 1200 | 1150 | 346 |
| **250-315** | 300 | 250 | 225 | 711 | 400 | 500 | 250 | 200 | 694 | 560 | 28 | 134 | 110 | 55 | 58,3 | 16 | 214 | 528 | 800 | 1200 | 1070 | 401,5 |
| **250-400** | | | 225 | 706 | 400 | 550 | 250 | 200 | 694 | 560 | 28 | 134 | 110 | 55 | 58,3 | 16 | 220 | 523 | 800 | 1200 | 1120 | 393 |

flanges

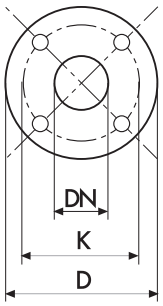


| DIMENSIONS (mm) | | | | |
|---|---|---|---|---|
| DN | D | K | holes | |
| | | | n° | Ø |
| 32 | 140 | 100 | 4 | 18 |
| 40 | 150 | 110 | 4 | 18 |
| 50 | 165 | 125 | 4 | 18 |
| 65 | 185 | 145 | 4 | 18 |
| 80 | 200 | 160 | 8 | 18 |
| 100 | 220 | 180 | 8 | 18 |
| 125 | 250 | 210 | 8 | 18 |
| 150 | 285 | 240 | 8 | 23 |
| 200 | 340 | 295 | 8 | 23 |
| 250 | 395 | 350 | 12 | 23 |
| 300 | 445 | 400 | 12 | 23 |

# CA/CAT - CAX EN 733 ~ 2900 r.p.m.

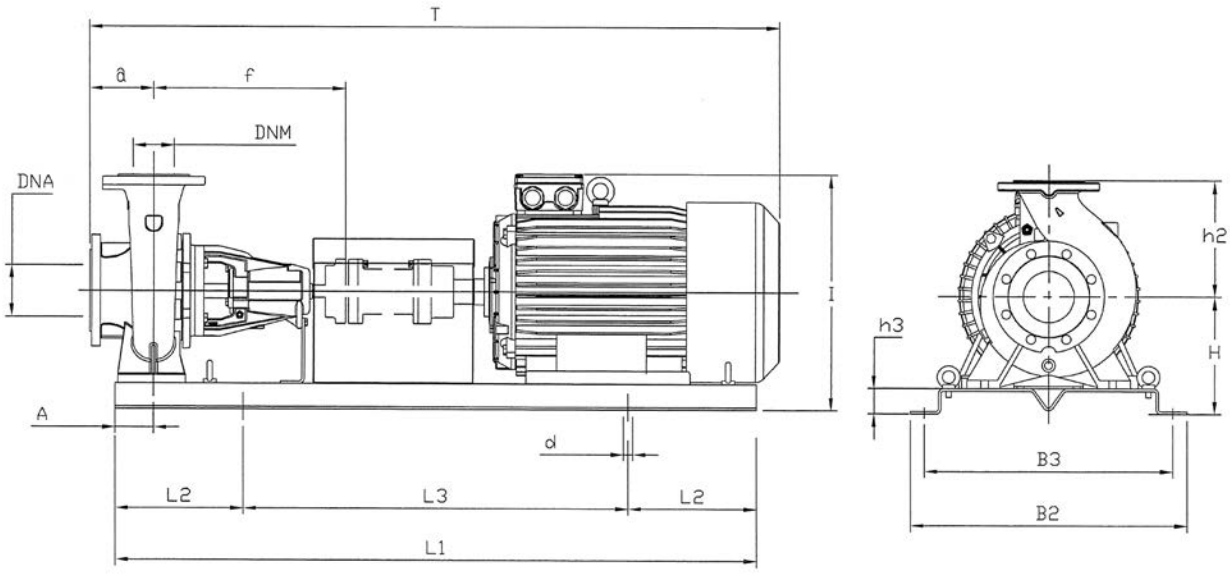


| TYPE | kW | Motor Size | DIMENSIONS (mm) | | | | | | | | | | | | | | | | Kg |
|---|---|---|---|---|---|---|---|---|---|---|---|---|---|---|---|---|---|---|---|
| | | | DNA | DNM | a | f | H | h2 | h3 | L1 | L2 | L3 | B2 | B3 | A | d | T | I | |
| **32-160C** | **1,5** | **90S** | 50 | 32 | 80 | 360 | 182 | 160 | 50 | 800 | 130 | 540 | 360 | 320 | 60 | 18 | 855 | 342 | 82,1 |
| **32-160B** | **2,2** | **90L** | 50 | 32 | 80 | 360 | 182 | 160 | 50 | 900 | 150 | 600 | 390 | 350 | 60 | 18 | 920 | 342 | 87,7 |
| **32-160A** | **3** | **100L** | 50 | 32 | 80 | 360 | 182 | 160 | 50 | 900 | 150 | 600 | 390 | 350 | 60 | 18 | 920 | 362 | 96,7 |
| **32-160A** | **4** | **112M** | 50 | 32 | 80 | 360 | 182 | 160 | 50 | 900 | 150 | 600 | 390 | 350 | 60 | 18 | 940 | 375 | 104,7 |
| **32-200C** | **4** | **112M** | 50 | 32 | 80 | 360 | 210 | 180 | 50 | 900 | 150 | 600 | 390 | 350 | 60 | 18 | 940 | 403 | 108,7 |
| **32-200B** | **5,5** | **132S** | 50 | 32 | 80 | 360 | 210 | 180 | 50 | 1000 | 170 | 660 | 450 | 400 | 60 | 22 | 1020 | 433 | 116,1 |
| **32-200A** | **7,5** | **132S** | 50 | 32 | 80 | 360 | 210 | 180 | 50 | 1000 | 170 | 660 | 450 | 400 | 60 | 22 | 1020 | 433 | 144,3 |
| **32-250C** | **11** | **160M** | 50 | 32 | 100 | 360 | 230 | 225 | 50 | 1250 | 205 | 840 | 540 | 490 | 75 | 22 | 1275 | 495 | 207,3 |
| **32-250B** | **11** | **160M** | 50 | 32 | 100 | 360 | 230 | 225 | 50 | 1250 | 205 | 840 | 540 | 490 | 75 | 22 | 1275 | 495 | 207,3 |
| **32-250A** | **15** | **160M** | 50 | 32 | 100 | 360 | 230 | 225 | 50 | 1250 | 205 | 840 | 540 | 490 | 75 | 22 | 1275 | 495 | 219,3 |
| **40-125C** | **1,5** | **90S** | 65 | 40 | 80 | 360 | 162 | 140 | 50 | 800 | 130 | 540 | 360 | 320 | 60 | 18 | 855 | 317 | 82,2 |
| **40-125C** | **2,2** | **90L** | 65 | 40 | 80 | 360 | 162 | 140 | 50 | 900 | 150 | 600 | 390 | 350 | 60 | 18 | 920 | 317 | 87,8 |
| **40-125B** | **2,2** | **90L** | 65 | 40 | 80 | 360 | 162 | 140 | 50 | 900 | 150 | 600 | 390 | 350 | 60 | 18 | 920 | 317 | 87,8 |
| **40-125B** | **3** | **100L** | 65 | 40 | 80 | 360 | 162 | 140 | 50 | 900 | 150 | 600 | 390 | 350 | 60 | 18 | 920 | 342 | 96,8 |
| **40-125A** | **3** | **100L** | 65 | 40 | 80 | 360 | 162 | 140 | 50 | 900 | 150 | 600 | 390 | 350 | 60 | 18 | 920 | 342 | 96,8 |
| **40-160B** | **3** | **100L** | 65 | 40 | 80 | 360 | 182 | 160 | 50 | 900 | 150 | 600 | 390 | 350 | 60 | 18 | 920 | 362 | 99,8 |
| **40-160B** | **4** | **112M** | 65 | 40 | 80 | 360 | 182 | 160 | 50 | 900 | 150 | 600 | 390 | 350 | 60 | 18 | 940 | 375 | 107,8 |
| **40-160A** | **4** | **112M** | 65 | 40 | 80 | 360 | 182 | 160 | 50 | 900 | 150 | 600 | 390 | 350 | 60 | 18 | 940 | 375 | 107,8 |
| **40-160A** | **5,5** | **132S** | 65 | 40 | 80 | 360 | 182 | 160 | 50 | 1000 | 170 | 660 | 450 | 400 | 60 | 22 | 1020 | 405 | 115,2 |
| **40-160AP** | **5,5** | **132S** | 65 | 40 | 80 | 360 | 182 | 160 | 50 | 1000 | 170 | 660 | 450 | 400 | 60 | 22 | 1020 | 405 | 115,2 |
| **40-200B** | **5,5** | **132S** | 65 | 40 | 100 | 360 | 210 | 180 | 50 | 1000 | 170 | 660 | 450 | 400 | 60 | 22 | 1040 | 433 | 119,2 |
| **40-200B** | **7,5** | **132S** | 65 | 40 | 100 | 360 | 210 | 180 | 50 | 1000 | 170 | 660 | 450 | 400 | 60 | 22 | 1040 | 433 | 147,4 |
| **40-200A** | **7,5** | **132S** | 65 | 40 | 100 | 360 | 210 | 180 | 50 | 1000 | 170 | 660 | 450 | 400 | 60 | 22 | 1040 | 433 | 147,4 |
| **40-200A** | **11** | **160M** | 65 | 40 | 100 | 360 | 210 | 180 | 50 | 1120 | 190 | 740 | 490 | 440 | 60 | 22 | 1168 | 475 | 198,4 |
| **40-200 AP** | **7,5** | **132S** | 65 | 40 | 100 | 360 | 210 | 180 | 50 | 1000 | 170 | 660 | 450 | 400 | 60 | 22 | 1040 | 433 | 147,4 |
| **40-200 AP** | **11** | **160M** | 65 | 40 | 100 | 360 | 210 | 180 | 50 | 1120 | 190 | 740 | 490 | 440 | 60 | 22 | 1168 | 475 | 198,4 |
| **40-250C** | **11** | **160M** | 65 | 40 | 100 | 360 | 230 | 225 | 50 | 1250 | 205 | 840 | 540 | 490 | 75 | 22 | 1275 | 495 | 208,9 |
| **40-250B** | **11** | **160M** | 65 | 40 | 100 | 360 | 230 | 225 | 50 | 1250 | 205 | 840 | 540 | 490 | 75 | 22 | 1275 | 495 | 208,9 |
| **40-250B** | **15** | **160M** | 65 | 40 | 100 | 360 | 230 | 225 | 50 | 1250 | 205 | 840 | 540 | 490 | 75 | 22 | 1275 | 495 | 220,9 |
| **40-250A** | **15** | **160M** | 65 | 40 | 100 | 360 | 230 | 225 | 50 | 1250 | 205 | 840 | 540 | 490 | 75 | 22 | 1275 | 495 | 220,9 |
| **40-250A** | **18,5** | **160L** | 65 | 40 | 100 | 360 | 230 | 225 | 50 | 1250 | 205 | 840 | 540 | 490 | 75 | 22 | 1275 | 495 | 238,9 |
| **40-250BM** | **18,5** | **160L** | 65 | 40 | 100 | 360 | 230 | 225 | 50 | 1250 | 205 | 840 | 540 | 490 | 75 | 22 | 1275 | 495 | 238,9 |
| **40-250AM** | **22** | **180M** | 65 | 40 | 100 | 360 | 230 | 225 | 50 | 1250 | 205 | 840 | 540 | 490 | 75 | 22 | 1275 | 510 | 297,3 |

| TYPE | kW | Motor Size | DIMENSIONS (mm) | | | | | | | | | | | | | | | | Kg |
|---|---|---|---|---|---|---|---|---|---|---|---|---|---|---|---|---|---|---|---|
| | | | DNA | DNM | a | f | H | h2 | h3 | L1 | L2 | L3 | B2 | B3 | A | d | T | I | |
| **50-125B** | **3** | **100L** | 65 | 50 | 100 | 360 | 182 | 160 | 50 | 900 | 150 | 600 | 390 | 350 | 60 | 18 | 940 | 362 | 99,7 |
| **50-125A** | **4** | **112M** | 65 | 50 | 100 | 360 | 182 | 160 | 50 | 900 | 150 | 600 | 390 | 350 | 60 | 18 | 960 | 375 | 107,7 |
| **50-160B** | **5,5** | **132S** | 65 | 50 | 100 | 360 | 210 | 180 | 50 | 1000 | 170 | 660 | 450 | 400 | 60 | 22 | 1040 | 433 | 119,6 |
| **50-160A** | **7,5** | **132S** | 65 | 50 | 100 | 360 | 210 | 180 | 50 | 1000 | 170 | 660 | 450 | 400 | 60 | 22 | 1040 | 433 | 147,8 |
| **50-200C** | **11** | **160M** | 65 | 50 | 100 | 360 | 210 | 200 | 50 | 1120 | 190 | 740 | 490 | 440 | 60 | 22 | 1168 | 475 | 201,8 |
| **50-200B** | **11** | **160M** | 65 | 50 | 100 | 360 | 210 | 200 | 50 | 1120 | 190 | 740 | 490 | 440 | 60 | 22 | 1168 | 475 | 201,8 |
| **50-200A** | **15** | **160M** | 65 | 50 | 100 | 360 | 210 | 200 | 50 | 1120 | 190 | 740 | 490 | 440 | 60 | 22 | 1168 | 475 | 213,8 |
| **50-250C** | **15** | **160M** | 65 | 50 | 100 | 360 | 230 | 225 | 50 | 1250 | 205 | 840 | 540 | 490 | 75 | 22 | 1275 | 495 | 224,8 |
| **50-250B** | **18,5** | **160L** | 65 | 50 | 100 | 360 | 230 | 225 | 50 | 1250 | 205 | 840 | 540 | 490 | 75 | 22 | 1275 | 495 | 242,8 |
| **50-250A** | **22** | **180M** | 65 | 50 | 100 | 360 | 230 | 225 | 50 | 1250 | 205 | 840 | 540 | 490 | 75 | 22 | 1275 | 510 | 301,2 |
| **50-315DN** | **37** | **200L** | 80 | 50 | 125 | 470 | 275 | 280 | 50 | 1400 | 230 | 940 | 610 | 550 | 75 | 26 | 1455 | 585 | 415,0 |
| **50-315CN** | **45** | **225M** | 80 | 50 | 125 | 470 | 275 | 280 | 50 | 1400 | 230 | 940 | 610 | 550 | 75 | 26 | 1500 | 605 | 465,8 |
| **50-315BN** | **55** | **250M** | 80 | 50 | 125 | 470 | 310 | 280 | 85 | 1600 | 270 | 1060 | 660 | 600 | 75 | 26 | 1650 | 710 | 611,8 |
| **50-315AN** | **75** | **280S** | 80 | 50 | 125 | 470 | 310 | 280 | 85 | 1800 | 300 | 1200 | 730 | 670 | 75 | 26 | 1850 | 770 | 762,6 |
| **65-125B** | **5,5** | **132S** | 80 | 65 | 100 | 360 | 210 | 180 | 50 | 1000 | 170 | 660 | 450 | 400 | 60 | 22 | 1040 | 433 | 121,4 |
| **65-125A** | **7,5** | **132S** | 80 | 65 | 100 | 360 | 210 | 180 | 50 | 1000 | 170 | 660 | 450 | 400 | 60 | 22 | 1040 | 433 | 149,6 |
| **65-160C** | **11** | **160M** | 80 | 65 | 100 | 360 | 210 | 200 | 50 | 1120 | 190 | 740 | 490 | 440 | 60 | 22 | 1168 | 475 | 205,1 |
| **65-160B** | **11** | **160M** | 80 | 65 | 100 | 360 | 210 | 200 | 50 | 1120 | 190 | 740 | 490 | 440 | 60 | 22 | 1168 | 475 | 205,1 |
| **65-160A** | **15** | **160M** | 80 | 65 | 100 | 360 | 210 | 200 | 50 | 1120 | 190 | 740 | 490 | 440 | 60 | 22 | 1168 | 475 | 217,1 |
| **65-200C** | **15** | **160M** | 80 | 65 | 100 | 360 | 230 | 225 | 50 | 1250 | 205 | 840 | 540 | 490 | 75 | 22 | 1275 | 495 | 227,5 |
| **65-200B** | **18,5** | **160L** | 80 | 65 | 100 | 360 | 230 | 225 | 50 | 1250 | 205 | 840 | 540 | 490 | 75 | 22 | 1275 | 495 | 245,5 |
| **65-200A** | **22** | **180M** | 80 | 65 | 100 | 360 | 230 | 225 | 50 | 1250 | 205 | 840 | 540 | 490 | 75 | 22 | 1290 | 510 | 303,3 |
| **65-250B** | **30** | **200L** | 80 | 65 | 100 | 470 | 250 | 250 | 50 | 1400 | 230 | 940 | 610 | 550 | 90 | 26 | 1470 | 560 | 377,8 |
| **65-250A** | **37** | **200L** | 80 | 65 | 100 | 470 | 250 | 250 | 50 | 1400 | 230 | 940 | 610 | 550 | 90 | 26 | 1470 | 560 | 397,8 |
| **65-315CN** | **55** | **250M** | 80 | 65 | 125 | 470 | 310 | 280 | 85 | 1600 | 270 | 1060 | 660 | 600 | 90 | 26 | 1645 | 710 | 614,2 |
| **65-315BN** | **75** | **280S** | 80 | 65 | 125 | 470 | 310 | 280 | 85 | 1800 | 300 | 1200 | 730 | 670 | 90 | 26 | 1835 | 770 | 765,0 |
| **65-315AN** | **90** | **280M** | 80 | 65 | 125 | 470 | 310 | 280 | 85 | 1800 | 300 | 1200 | 730 | 670 | 90 | 26 | 1835 | 770 | 839,2 |
| **80-160E** | **11** | **160M** | 100 | 80 | 125 | 360 | 230 | 225 | 50 | 1250 | 205 | 840 | 540 | 490 | 75 | 22 | 1300 | 495 | 220,8 |
| **80-160D** | **11** | **160M** | 100 | 80 | 125 | 360 | 230 | 225 | 50 | 1250 | 205 | 840 | 540 | 490 | 75 | 22 | 1300 | 495 | 220,8 |
| **80-160C** | **15** | **160M** | 100 | 80 | 125 | 360 | 230 | 225 | 50 | 1250 | 205 | 840 | 540 | 490 | 75 | 22 | 1300 | 495 | 232,8 |
| **80-160B** | **18,5** | **160L** | 100 | 80 | 125 | 360 | 230 | 225 | 50 | 1250 | 205 | 840 | 540 | 490 | 75 | 22 | 1300 | 495 | 250,8 |
| **80-160A** | **22** | **180M** | 100 | 80 | 125 | 360 | 230 | 225 | 50 | 1250 | 205 | 840 | 540 | 490 | 75 | 22 | 1315 | 510 | 308,7 |
| **80-200B** | **30** | **200L** | 100 | 80 | 125 | 470 | 230 | 250 | 50 | 1400 | 230 | 940 | 610 | 550 | 75 | 26 | 1495 | 560 | 376,7 |
| **80-200A** | **37** | **200L** | 100 | 80 | 125 | 470 | 230 | 250 | 50 | 1400 | 230 | 940 | 610 | 550 | 75 | 26 | 1495 | 560 | 396,7 |
| **80-250B** | **45** | **225M** | 100 | 80 | 125 | 470 | 250 | 280 | 50 | 1400 | 230 | 940 | 610 | 550 | 90 | 26 | 1540 | 605 | 464,5 |
| **80-250A** | **55** | **250M** | 100 | 80 | 125 | 470 | 285 | 280 | 85 | 1600 | 270 | 1060 | 660 | 600 | 90 | 26 | 1645 | 710 | 610,5 |
| **80-315BN** | **90** | **280M** | 100 | 80 | 125 | 470 | 335 | 315 | 85 | 1800 | 300 | 1200 | 730 | 670 | 90 | 26 | 1835 | 770 | 850,5 |
| **80-315AN** | **110** | **315S** | 100 | 80 | 125 | 470 | NA | 315 | NA | NA | NA | NA | NA | NA | 90 | NA | NA | NA | NA |
| **100-200B** | **45** | **225M** | 125 | 100 | 125 | 470 | 250 | 280 | 50 | 1400 | 230 | 940 | 610 | 550 | 90 | 26 | 1540 | 605 | 471,5 |
| **100-200A** | **55** | **250M** | 125 | 100 | 125 | 470 | 285 | 280 | 85 | 1600 | 270 | 1060 | 660 | 600 | 90 | 26 | 1645 | 710 | 617,5 |
| **100-250C** | **55** | **250M** | 125 | 100 | 140 | 470 | 310 | 280 | 85 | 1600 | 270 | 1060 | 660 | 600 | 90 | 26 | 1660 | 710 | 625,5 |
| **100-250C** | **75** | **280S** | 125 | 100 | 140 | 470 | 310 | 280 | 85 | 1800 | 300 | 1200 | 730 | 670 | 90 | 26 | 1850 | 770 | 776,3 |
| **100-250B** | **75** | **280S** | 125 | 100 | 140 | 470 | 310 | 280 | 85 | 1800 | 300 | 1200 | 730 | 670 | 90 | 26 | 1850 | 770 | 776,3 |
| **100-250A** | **90** | **280M** | 125 | 100 | 140 | 470 | 310 | 280 | 85 | 1800 | 300 | 1200 | 730 | 670 | 90 | 26 | 1850 | 770 | 850,5 |

# 4CA/4CAT - 4CAX EN 733 ~ 1450 r.p.m.

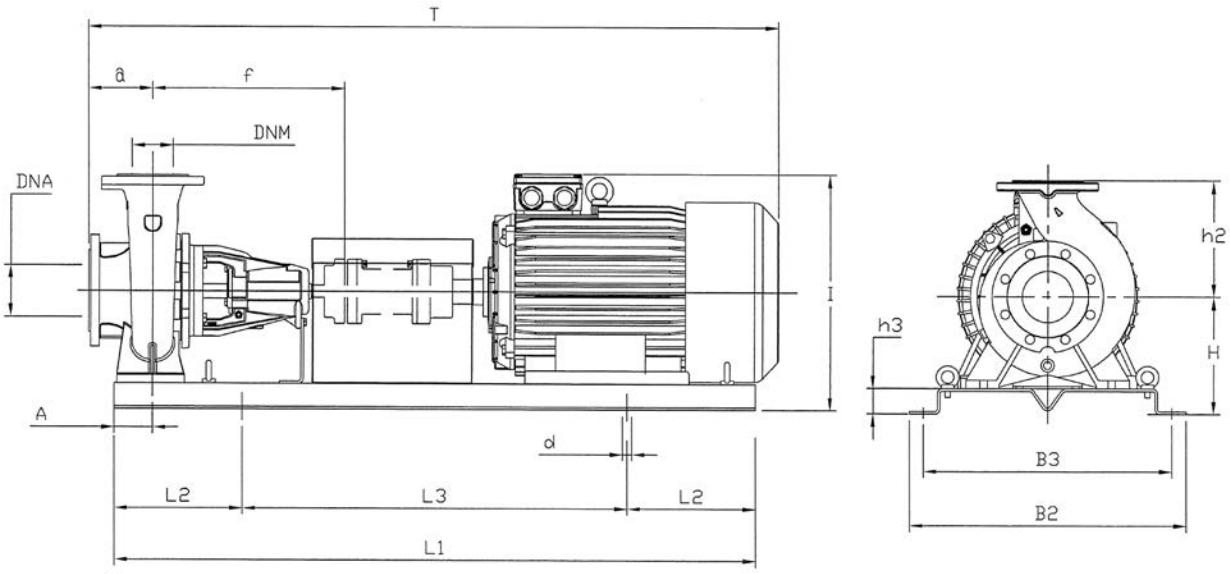


| TYPE | kW | Motor Size | DIMENSIONS (mm) | | | | | | | | | | | | | | | | Kg |
|---|---|---|---|---|---|---|---|---|---|---|---|---|---|---|---|---|---|---|---|
| | | | DNA | DNM | a | f | H | h2 | h3 | L1 | L2 | L3 | B2 | B3 | A | d | T | I | |
| **32-160C** | **0,37** | **71M** | 50 | 32 | 80 | 360 | 182 | 160 | 50 | 800 | 130 | 540 | 360 | 320 | 60 | 18 | 820 | 342 | 59,4 |
| **32-160B** | **0,37** | **71M** | 50 | 32 | 80 | 360 | 182 | 160 | 50 | 800 | 130 | 540 | 360 | 320 | 60 | 18 | 820 | 342 | 59,4 |
| **32-160A** | **0,55** | **80M** | 50 | 32 | 80 | 360 | 182 | 160 | 50 | 800 | 130 | 540 | 360 | 320 | 60 | 18 | 820 | 342 | 59,1 |
| **32-200C** | **0,75** | **80M** | 50 | 32 | 80 | 360 | 210 | 180 | 50 | 800 | 130 | 540 | 360 | 320 | 60 | 18 | 820 | 390 | 75,1 |
| **32-200B** | **1,1** | **90S** | 50 | 32 | 80 | 360 | 210 | 180 | 50 | 800 | 130 | 540 | 360 | 320 | 60 | 18 | 855 | 390 | 88,1 |
| **32-200A** | **1,1** | **90S** | 50 | 32 | 80 | 360 | 210 | 180 | 50 | 800 | 130 | 540 | 360 | 320 | 60 | 18 | 855 | 390 | 88,1 |
| **32-250C** | **1,5** | **90S** | 50 | 32 | 100 | 360 | 230 | 225 | 50 | 1000 | 170 | 660 | 450 | 400 | 75 | 22 | 1025 | 455 | 106,7 |
| **32-250B** | **1,5** | **90S** | 50 | 32 | 100 | 360 | 230 | 225 | 50 | 1000 | 170 | 660 | 450 | 400 | 75 | 22 | 1025 | 455 | 106,7 |
| **32-250A** | **2,2** | **100L** | 50 | 32 | 100 | 360 | 230 | 225 | 50 | 1000 | 170 | 660 | 450 | 400 | 75 | 22 | 1025 | 455 | 112,7 |
| **40-125C** | **0,37** | **71M** | 65 | 40 | 80 | 360 | 162 | 140 | 50 | 800 | 130 | 540 | 360 | 320 | 60 | 18 | 820 | 302 | 59,5 |
| **40-125B** | **0,37** | **71M** | 65 | 40 | 80 | 360 | 162 | 140 | 50 | 800 | 130 | 540 | 360 | 320 | 60 | 18 | 820 | 302 | 59,5 |
| **40-125A** | **0,55** | **80M** | 65 | 40 | 80 | 360 | 162 | 140 | 50 | 800 | 130 | 540 | 360 | 320 | 60 | 18 | 820 | 307 | 59,2 |
| **40-160B** | **0,55** | **80M** | 65 | 40 | 80 | 360 | 182 | 160 | 50 | 800 | 130 | 540 | 360 | 320 | 60 | 18 | 820 | 342 | 62,2 |
| **40-160A** | **0,75** | **80M** | 65 | 40 | 80 | 360 | 182 | 160 | 50 | 800 | 130 | 540 | 360 | 320 | 60 | 18 | 820 | 342 | 74,2 |
| **40-160AP** | **0,75** | **80M** | 65 | 40 | 80 | 360 | 182 | 160 | 50 | 800 | 130 | 540 | 360 | 320 | 60 | 18 | 820 | 342 | 74,2 |
| **40-160AP** | **1,1** | **90S** | 65 | 40 | 80 | 360 | 182 | 160 | 50 | 800 | 130 | 540 | 360 | 320 | 60 | 18 | 855 | 342 | 87,2 |
| **40-200B** | **1,1** | **90S** | 65 | 40 | 100 | 360 | 210 | 180 | 50 | 900 | 150 | 600 | 390 | 350 | 60 | 18 | 940 | 390 | 93,8 |
| **40-200A** | **1,1** | **90S** | 65 | 40 | 100 | 360 | 210 | 180 | 50 | 900 | 150 | 600 | 390 | 350 | 60 | 18 | 940 | 390 | 93,8 |
| **40-200A** | **1,5** | **90S** | 65 | 40 | 100 | 360 | 210 | 180 | 50 | 900 | 150 | 600 | 390 | 350 | 60 | 18 | 940 | 390 | 98,8 |
| **40-200AP** | **1,1** | **90S** | 65 | 40 | 100 | 360 | 210 | 180 | 50 | 900 | 150 | 600 | 390 | 350 | 60 | 18 | 940 | 390 | 93,8 |
| **40-200AP** | **1,5** | **90S** | 65 | 40 | 100 | 360 | 210 | 180 | 50 | 900 | 150 | 600 | 390 | 350 | 60 | 18 | 940 | 390 | 98,8 |
| **40-250C** | **1,5** | **90S** | 65 | 40 | 100 | 360 | 230 | 225 | 50 | 1000 | 170 | 660 | 450 | 400 | 75 | 22 | 1025 | 455 | 10 8,3 |
| **40-250B** | **2,2** | **100L** | 65 | 40 | 100 | 360 | 230 | 225 | 50 | 1000 | 170 | 660 | 450 | 400 | 75 | 22 | 1025 | 455 | 114,3 |
| **40-250A** | **2,2** | **100L** | 65 | 40 | 100 | 360 | 230 | 225 | 50 | 1000 | 170 | 660 | 450 | 400 | 75 | 22 | 1025 | 455 | 114,3 |

| TYPE | kW | Motor Size | DIMENSIONS (mm) | | | | | | | | | | | | | | | | Kg |
|---|---|---|---|---|---|---|---|---|---|---|---|---|---|---|---|---|---|---|---|
| | | | DNA | DNM | a | f | H | h2 | h3 | L1 | L2 | L3 | B2 | B3 | A | d | T | I | |
| **50-125B** | **0,55** | **80M** | 65 | 50 | 100 | 360 | 182 | 160 | 50 | 800 | 130 | 540 | 360 | 320 | 60 | 18 | 840 | 342 | 62,1 |
| **50-125A** | **0,75** | **80M** | 65 | 50 | 100 | 360 | 182 | 160 | 50 | 800 | 130 | 540 | 360 | 320 | 60 | 18 | 840 | 342 | 74,1 |
| **50-160B** | **0,75** | **80M** | 65 | 50 | 100 | 360 | 210 | 180 | 50 | 800 | 130 | 540 | 360 | 320 | 60 | 18 | 840 | 390 | 78,6 |
| **50-160A** | **1,1** | **90S** | 65 | 50 | 100 | 360 | 210 | 180 | 50 | 800 | 130 | 540 | 360 | 320 | 60 | 18 | 875 | 390 | 91,6 |
| **50-200C** | **1,1** | **90S** | 65 | 50 | 100 | 360 | 210 | 200 | 50 | 900 | 150 | 600 | 390 | 350 | 60 | 18 | 940 | 410 | 97,2 |
| **50-200B** | **1,5** | **90S** | 65 | 50 | 100 | 360 | 210 | 200 | 50 | 900 | 150 | 600 | 390 | 350 | 60 | 18 | 940 | 410 | 102,2 |
| **50-200A** | **1,5** | **90S** | 65 | 50 | 100 | 360 | 210 | 200 | 50 | 900 | 150 | 600 | 390 | 350 | 60 | 18 | 940 | 410 | 102,2 |
| **50-250C** | **2,2** | **100L** | 65 | 50 | 100 | 360 | 230 | 225 | 50 | 1000 | 170 | 660 | 450 | 400 | 75 | 22 | 1025 | 455 | 118,2 |
| **50-250B** | **3** | **100L** | 65 | 50 | 100 | 360 | 230 | 225 | 50 | 1000 | 170 | 660 | 450 | 400 | 75 | 22 | 1025 | 455 | 122,2 |
| **50-250A** | **4** | **112M** | 65 | 50 | 100 | 360 | 230 | 225 | 50 | 1000 | 170 | 660 | 450 | 400 | 75 | 22 | 1025 | 455 | 128,2 |
| **50-315C** | **5,5** | **132S** | 80 | 50 | 125 | 470 | 275 | 280 | 50 | 1120 | 190 | 740 | 490 | 440 | 75 | 22 | 1170 | 555 | 200,1 |
| **50-315B** | **7,5** | **132M** | 80 | 50 | 125 | 470 | 275 | 280 | 50 | 1120 | 190 | 740 | 490 | 440 | 75 | 22 | 1200 | 555 | 186,6 |
| **50-315A** | **11** | **160M** | 80 | 50 | 125 | 470 | 275 | 280 | 50 | 1250 | 205 | 840 | 540 | 490 | 75 | 22 | 1303 | 555 | 260,1 |
| **65-125B** | **0,75** | **80M** | 80 | 65 | 100 | 360 | 210 | 180 | 50 | 800 | 130 | 540 | 360 | 320 | 60 | 18 | 840 | 390 | 80,4 |
| **65-125A** | **1,1** | **90S** | 80 | 65 | 100 | 360 | 210 | 180 | 50 | 800 | 130 | 540 | 360 | 320 | 60 | 18 | 875 | 390 | 93,4 |
| **65-160C** | **1,5** | **90S** | 80 | 65 | 100 | 360 | 210 | 200 | 50 | 900 | 150 | 600 | 390 | 350 | 60 | 18 | 940 | 410 | 105,5 |
| **65-160B** | **1,5** | **90S** | 80 | 65 | 100 | 360 | 210 | 200 | 50 | 900 | 150 | 600 | 390 | 350 | 60 | 18 | 940 | 410 | 105,5 |
| **65-160A** | **2,2** | **100L** | 80 | 65 | 100 | 360 | 210 | 200 | 50 | 900 | 150 | 600 | 390 | 350 | 60 | 18 | 940 | 410 | 111,5 |
| **65-200C** | **2,2** | **100L** | 80 | 65 | 100 | 360 | 230 | 225 | 50 | 1120 | 190 | 740 | 490 | 440 | 75 | 22 | 1145 | 455 | 124,8 |
| **65-200B** | **3** | **100L** | 80 | 65 | 100 | 360 | 230 | 225 | 50 | 1120 | 190 | 740 | 490 | 440 | 75 | 22 | 1145 | 455 | 128,8 |
| **65-200A** | **3** | **100L** | 80 | 65 | 100 | 360 | 230 | 225 | 50 | 1120 | 190 | 740 | 490 | 440 | 75 | 22 | 1145 | 455 | 128,8 |
| **65-250B** | **4** | **112M** | 80 | 65 | 100 | 470 | 250 | 250 | 50 | 1120 | 190 | 740 | 490 | 440 | 90 | 22 | 1130 | 500 | 159,0 |
| **65-250B** | **5,5** | **132S** | 80 | 65 | 100 | 470 | 250 | 250 | 50 | 1120 | 190 | 740 | 490 | 440 | 90 | 22 | 1175 | 500 | 183,0 |
| **65-250A** | **5,5** | **132S** | 80 | 65 | 100 | 470 | 250 | 250 | 50 | 1120 | 190 | 740 | 490 | 440 | 90 | 22 | 1175 | 500 | 183,0 |
| **65-315CM** | **7,5** | **132M** | 80 | 65 | 125 | 470 | 275 | 280 | 50 | 1250 | 205 | 840 | 540 | 490 | 90 | 22 | 1285 | 555 | 194,0 |
| **65-315BM** | **11** | **160M** | 80 | 65 | 125 | 470 | 275 | 280 | 50 | 1250 | 205 | 840 | 540 | 490 | 90 | 22 | 1343 | 555 | 262,5 |
| **65-315AM** | **11** | **160M** | 80 | 65 | 125 | 470 | 275 | 280 | 50 | 1250 | 205 | 840 | 540 | 490 | 90 | 22 | 1343 | 555 | 262,5 |
| **80-160E** | **1,1** | **90S** | 100 | 80 | 125 | 360 | 230 | 225 | 50 | 1000 | 170 | 660 | 450 | 400 | 75 | 22 | 1050 | 455 | 115,1 |
| **80-160D** | **1,5** | **90S** | 100 | 80 | 125 | 360 | 230 | 225 | 50 | 1000 | 170 | 660 | 450 | 400 | 75 | 22 | 1050 | 455 | 120,1 |
| **80-160C** | **1,5** | **90S** | 100 | 80 | 125 | 360 | 230 | 225 | 50 | 1000 | 170 | 660 | 450 | 400 | 75 | 22 | 1050 | 455 | 120,1 |
| **80-160B** | **2,2** | **100L** | 100 | 80 | 125 | 360 | 230 | 225 | 50 | 1000 | 170 | 660 | 450 | 400 | 75 | 22 | 1050 | 455 | 126,1 |
| **80-160A** | **3** | **100L** | 100 | 80 | 125 | 360 | 230 | 225 | 50 | 1000 | 170 | 660 | 450 | 400 | 75 | 22 | 1050 | 455 | 130,1 |
| **80-200B** | **4** | **112M** | 100 | 80 | 125 | 470 | 230 | 250 | 50 | 1120 | 190 | 740 | 490 | 440 | 75 | 22 | 1170 | 480 | 157,8 |
| **80-200A** | **5,5** | **132S** | 100 | 80 | 125 | 470 | 230 | 250 | 50 | 1120 | 190 | 740 | 490 | 440 | 75 | 22 | 1200 | 480 | 181,8 |
| **80-250B** | **5,5** | **132S** | 100 | 80 | 125 | 470 | 250 | 280 | 50 | 1250 | 205 | 840 | 540 | 490 | 90 | 22 | 1285 | 530 | 203,8 |
| **80-250A** | **7,5** | **132M** | 100 | 80 | 125 | 470 | 250 | 280 | 50 | 1250 | 205 | 840 | 540 | 490 | 90 | 22 | 1285 | 530 | 190,3 |
| **80-315B** | **11** | **160M** | 100 | 80 | 125 | 470 | 300 | 315 | 50 | 1250 | 205 | 840 | 540 | 490 | 90 | 22 | 1343 | 615 | 273,8 |
| **80-315A** | **15** | **160L** | 100 | 80 | 125 | 470 | 300 | 315 | 50 | 1400 | 230 | 940 | 610 | 550 | 90 | 26 | 1435 | 615 | 305,8 |
| **100-200B** | **5,5** | **132S** | 125 | 100 | 125 | 470 | 250 | 280 | 50 | 1120 | 190 | 740 | 490 | 440 | 90 | 22 | 1200 | 530 | 205,8 |
| **100-200A** | **7,5** | **132M** | 125 | 100 | 125 | 470 | 250 | 280 | 50 | 1120 | 190 | 740 | 490 | 440 | 90 | 22 | 1240 | 530 | 192,3 |
| **100-250E** | **7,5** | **132M** | 125 | 100 | 140 | 470 | 275 | 280 | 50 | 1250 | 205 | 840 | 540 | 490 | 90 | 22 | 1300 | 555 | 205,3 |
| **100-250D** | **7,5** | **132M** | 125 | 100 | 140 | 470 | 275 | 280 | 50 | 1250 | 205 | 840 | 540 | 490 | 90 | 22 | 1300 | 555 | 205,3 |
| **100-250D** | **11** | **160M** | 125 | 100 | 140 | 470 | 275 | 280 | 50 | 1250 | 205 | 840 | 540 | 490 | 90 | 22 | 1358 | 555 | 273,8 |
| **100-250A** | **11** | **160M** | 125 | 100 | 140 | 470 | 275 | 280 | 50 | 1250 | 205 | 840 | 540 | 490 | 90 | 22 | 1358 | 555 | 273,8 |
| **100-315B** | **15** | **160L** | 125 | 100 | 140 | 470 | 300 | 315 | 50 | 1400 | 230 | 940 | 610 | 550 | 90 | 26 | 1450 | 615 | 327,7 |
| **100-315A** | **18,5** | **180M** | 125 | 100 | 140 | 470 | 300 | 315 | 50 | 1400 | 230 | 940 | 610 | 550 | 90 | 26 | 1450 | 615 | 348,3 |
| **100-400C** | **22** | **180L** | 125 | 100 | 140 | 530 | 365 | 355 | 85 | 1600 | 270 | 1060 | 660 | 600 | 110 | 26 | 1630 | 720 | 469,5 |
| **100-400B** | **30** | **200L** | 125 | 100 | 140 | 530 | 365 | 355 | 85 | 1600 | 270 | 1060 | 660 | 600 | 110 | 26 | 1630 | 720 | 540,8 |
| **100-400A** | **37** | **225S** | 125 | 100 | 140 | 530 | 365 | 355 | 85 | 1600 | 270 | 1060 | 660 | 600 | 110 | 26 | 1630 | 720 | 554,3 |
| **125-250B** | **11** | **160M** | 150 | 125 | 140 | 470 | 300 | 355 | 50 | 1250 | 205 | 840 | 540 | 490 | 90 | 22 | 1358 | 655 | 308,1 |
| **125-250A** | **15** | **160L** | 150 | 125 | 140 | 470 | 300 | 355 | 50 | 1400 | 230 | 940 | 610 | 550 | 90 | 26 | 1450 | 655 | 340,1 |
| **125-315C** | **22** | **180L** | 150 | 125 | 140 | 530 | 365 | 355 | 85 | 1600 | 270 | 1060 | 660 | 600 | 110 | 26 | 1630 | 720 | 464,4 |
| **125-315B** | **30** | **200L** | 150 | 125 | 140 | 530 | 365 | 355 | 85 | 1600 | 270 | 1060 | 660 | 600 | 110 | 26 | 1630 | 720 | 535,8 |
| **125-315A** | **37** | **225S** | 150 | 125 | 140 | 530 | 365 | 355 | 85 | 1600 | 270 | 1060 | 660 | 600 | 110 | 26 | 1630 | 720 | 549,3 |
| **125-400C** | **45** | **225M** | 150 | 125 | 140 | 530 | 400 | 400 | 85 | 1600 | 270 | 1060 | 660 | 600 | 110 | 26 | 1630 | 800 | 659,2 |
| **125-400B** | **55** | **250M** | 150 | 125 | 140 | 530 | 400 | 400 | 85 | 1600 | 270 | 1060 | 660 | 600 | 110 | 26 | 1630 | 800 | 756,0 |
| **125-400A** | **75** | **280S** | 150 | 125 | 140 | 530 | 400 | 400 | 85 | 1800 | 300 | 1200 | 730 | 670 | 110 | 26 | 1830 | 805 | 939,4 |
| **150-315D** | **30** | **200L** | 200 | 150 | 160 | 530 | 365 | 400 | 85 | 1800 | 300 | 1200 | 730 | 670 | 110 | 26 | 1850 | 765 | 570,7 |
| **150-315C** | **37** | **225S** | 200 | 150 | 160 | 530 | 365 | 400 | 85 | 1800 | 300 | 1200 | 730 | 670 | 110 | 26 | 1850 | 765 | 584,2 |
| **150-315B** | **45** | **225M** | 200 | 150 | 160 | 530 | 365 | 400 | 85 | 1800 | 300 | 1200 | 730 | 670 | 110 | 26 | 1850 | 765 | 672,1 |
| **150-315A** | **55** | **250M** | 200 | 150 | 160 | 530 | 365 | 400 | 85 | 1800 | 300 | 1200 | 730 | 670 | 110 | 26 | 1850 | 765 | 768,9 |
| **150-400C** | **75** | **280S** | 200 | 150 | 160 | 530 | 400 | 450 | 85 | 1800 | 300 | 1200 | 730 | 670 | 110 | 26 | 1850 | 850 | 951,4 |
| **150-400B** | **75** | **280S** | 200 | 150 | 160 | 530 | 400 | 450 | 85 | 1800 | 300 | 1200 | 730 | 670 | 110 | 26 | 1850 | 850 | 962,8 |
| **150-400A** | **90** | **280M** | 200 | 150 | 160 | 530 | 400 | 450 | 85 | 1800 | 300 | 1200 | 730 | 670 | 110 | 26 | 1850 | 850 | 1057,8 |

# PSC

Pompe centrifughe orizzontali split case, mono girante, con bocche di mandata e aspirazione in linea. Il design della girante a doppia aspirazione fornisce un bilanciamento idraulico assicurando maggiore durata dei cuscinetti.

Horizontal axial split case single stage centrifugal pumps with in-line inlet and outlet.
The double suction impeller design provides hydraulic balance to enhance bearing life span.

Pompes centrifuges horizontales à carter divisé (split case), à roue simple, avec bouches de refoulement et d'aspiration en ligne. La conception de la turbine à double aspiration fournit un équilibre hydraulique tout en assurant une plus longue durée des roule-ments.

Bombas de cámara partida horizontales de una etapa, con bridas de aspiración y descarga "in-line". El design del rodete de doble succión garantiza un equilibrio hidráulico que asegura una vida más larga a los rodamientos.

| CONSTRUCTION FEATURES | |
|---|---|
| **Flow rate** | up to 4000 m³/h |
| **Pressure** | up to 180 m |
| **Temperatures** | from -10 °C to +110 °C |
| **Rotation** | 1450 - 2900 rpm |
| **Standard flanges** | conform to EN 1092-2/PN 16 or PN 25 |
| **Discharge port** | DN65-350 PN 16-25 |
| **Bearings lubrication** | grease |
| **Sealing** | Gland packing;<br>also available with mechanical seal |
| **Impeller, casing and wear rings** | Cast iron,<br>also available in bronze or stainless steel |
| **Performance tolerance** | ISO 9906-3B |

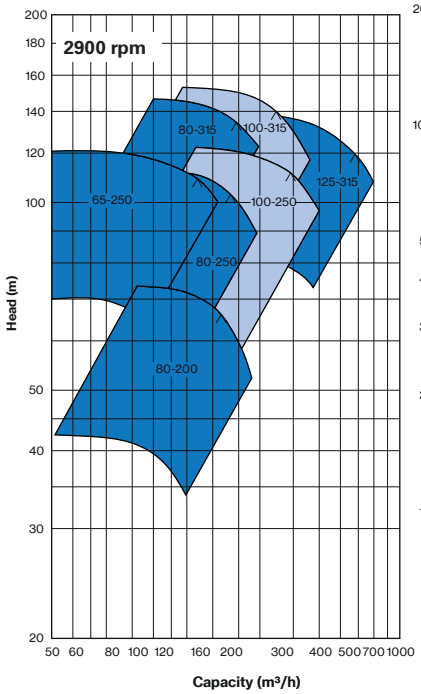


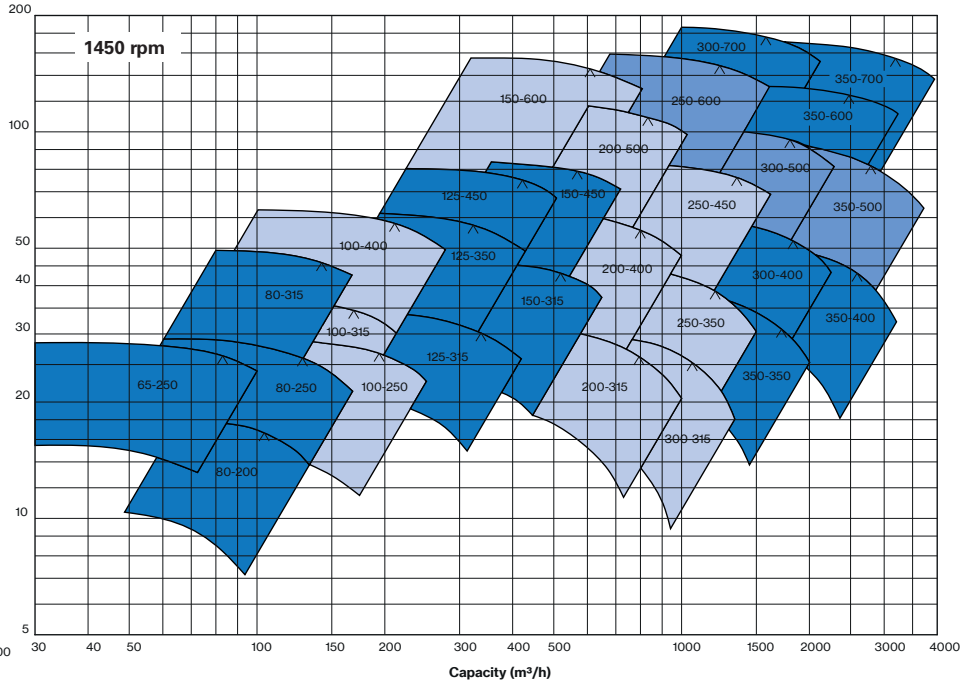

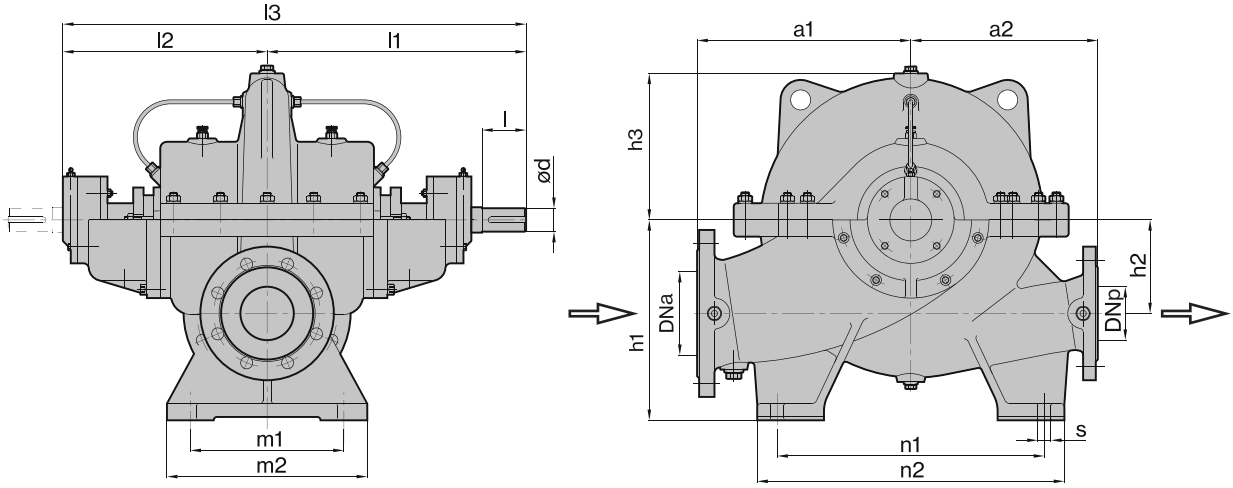


| TYPE | DIMENSIONS (mm) | | | | | | | | | | | | | | | | | | | Kg |
|---|---|---|---|---|---|---|---|---|---|---|---|---|---|---|---|---|---|---|---|---|
| | PNa | PNp | DNa | DNp | ød | l | l1 | l2 | l3 | a1 | a2 | h1 | h2 | h3 | n1 | n2 | m1 | m2 | s | |
| **65-250** | 16 | 16 | 100 | 65 | 35 | 80 | 400 | 310 | 710 | 320 | 280 | 300 | 140 | 200 | 400 | 460 | 230 | 300 | 20 | 165 |
| **80-200** | 16 | 16 | 125 | 80 | 35 | 80 | 400 | 310 | 710 | 320 | 280 | 300 | 140 | 200 | 400 | 460 | 230 | 300 | 20 | 165 |
| **80-250** | 16 | 16 | 125 | 80 | 35 | 80 | 400 | 310 | 710 | 320 | 280 | 300 | 140 | 200 | 400 | 460 | 230 | 300 | 20 | 175 |
| **80-315** | 16 | 16 | 125 | 80 | 35 | 80 | 400 | 310 | 710 | 360 | 300 | 300 | 140 | 260 | 400 | 460 | 230 | 300 | 20 | 197 |
| **100-250** | 16 | 16 | 150 | 100 | 42 | 90 | 450 | 350 | 800 | 360 | 310 | 355 | 170 | 235 | 400 | 480 | 280 | 340 | 20 | 220 |
| **100-315** | 16 | 16 | 150 | 100 | 42 | 90 | 450 | 350 | 800 | 360 | 310 | 355 | 170 | 250 | 400 | 480 | 280 | 340 | 20 | 230 |
| **100-400** | 16 | 16 | 150 | 100 | 42 | 90 | 450 | 350 | 800 | 420 | 370 | 355 | 170 | 300 | 460 | 540 | 280 | 340 | 20 | 290 |
| **125-315** | 16 | 16 | 200 | 125 | 55 | 120 | 555 | 420 | 975 | 420 | 370 | 400 | 200 | 280 | 460 | 540 | 320 | 380 | 22 | 330 |
| **125-350** | 16 | 16 | 200 | 125 | 55 | 120 | 555 | 420 | 975 | 470 | 450 | 400 | 200 | 300 | 540 | 660 | 320 | 380 | 22 | 380 |
| **125-450** | 16 | 16 | 200 | 125 | 55 | 120 | 555 | 420 | 975 | 500 | 450 | 400 | 200 | 350 | 540 | 640 | 320 | 380 | 22 | 410 |
| **150-315** | 16 | 16 | 200 | 150 | 55 | 120 | 555 | 420 | 975 | 470 | 400 | 400 | 200 | 310 | 540 | 640 | 320 | 380 | 22 | 395 |
| **150-450** | 16 | 16 | 200 | 150 | 55 | 120 | 555 | 420 | 975 | 500 | 450 | 400 | 200 | 365 | 540 | 640 | 320 | 380 | 22 | 430 |
| **150-600** | 25 | 25 | 250 | 150 | 65 | 130 | 645 | 500 | 1145 | 550 | 500 | 560 | 300 | 445 | 540 | 640 | 360 | 420 | 22 | 800 |
| **200-315** | 16 | 16 | 250 | 200 | 65 | 130 | 645 | 500 | 1145 | 500 | 450 | 500 | 240 | 315 | 540 | 640 | 360 | 420 | 22 | 570 |
| **200-400** | 16 | 16 | 250 | 200 | 65 | 130 | 645 | 500 | 1145 | 500 | 450 | 500 | 240 | 360 | 540 | 640 | 360 | 420 | 22 | 575 |
| **200-500** | 16 | 16 | 250 | 200 | 65 | 130 | 645 | 500 | 1145 | 550 | 500 | 560 | 300 | 380 | 620 | 720 | 360 | 420 | 22 | 700 |
| **250-350** | 16 | 16 | 300 | 250 | 65 | 130 | 645 | 500 | 1145 | 600 | 500 | 600 | 300 | 390 | 620 | 720 | 360 | 420 | 22 | 682 |
| **250-450** | 16 | 16 | 300 | 250 | 65 | 130 | 645 | 500 | 1145 | 600 | 500 | 600 | 300 | 415 | 620 | 720 | 360 | 420 | 22 | 780 |
| **250-600** | 25 | 25 | 300 | 250 | 80 | 170 | 720 | 540 | 1260 | 650 | 550 | 600 | 300 | 430 | 620 | 710 | 415 | 485 | 26 | 1190 |
| **300-315** | 16 | 16 | 350 | 300 | 65 | 130 | 645 | 500 | 1145 | 600 | 500 | 630 | 300 | 400 | 620 | 700 | 360 | 420 | 22 | 700 |
| **300-400** | 16 | 16 | 400 | 300 | 75 | 140 | 770 | 615 | 1385 | 700 | 550 | 710 | 350 | 450 | 720 | 800 | 420 | 520 | 26 | 1125 |
| **300-500** | 16 | 16 | 400 | 300 | 85 | 170 | 755 | 585 | 1340 | 700 | 750 | 710 | 350 | 425 | 700 | 800 | 420 | 520 | 26 | 1500 |
| **300-700** | 25 | 25 | 400 | 300 | 100 | 180 | 865 | 675 | 1540 | 750 | 800 | 710 | 350 | 470 | 720 | 880 | 420 | 520 | 26 | 1650 |
| **350-350** | 16 | 16 | 400 | 350 | 75 | 140 | 770 | 615 | 1385 | 700 | 550 | 670 | 350 | 450 | 720 | 800 | 420 | 520 | 26 | 1100 |
| **350-400** | 16 | 16 | 500 | 350 | 75 | 140 | 770 | 615 | 1385 | 800 | 600 | 800 | 380 | 500 | 800 | 960 | 500 | 600 | 26 | 1400 |
| **350-500** | 16 | 16 | 500 | 350 | 80 | 170 | 755 | 585 | 1340 | 800 | 600 | 800 | 400 | 435 | 740 | 900 | 500 | 600 | 26 | 1435 |
| **350-600** | 25 | 25 | 500 | 350 | 80 | 170 | 825 | 650 | 1475 | 800 | 600 | 800 | 400 | 510 | 800 | 900 | 500 | 600 | 26 | 1435 |
| **350-700** | 25 | 25 | 500 | 350 | 100 | 180 | 865 | 675 | 1540 | 850 | 750 | 850 | 450 | 525 | 720 | 880 | 500 | 600 | 26 | 2000 |

Contact our Sales Department for the complete catalogue

# CMS-CMX

Pompe centrifughe monoblocco ad asse orizzontale; trovano vasto utilizzo nell'alimentazione idrica, negli impianti di pressurizzazione, raffreddamento e in applicazioni industriali. La curva piatta garantisce pressioni pressoché costanti al variare della portata.

Monobloc horizontal centrifugal pumps. Widely used in water supplies, pressurization, cooling, and industrial applications. Their flat curve guarantees small change in pressure drop for large change in flow.

Bombas centrífugas monobloc de eje horizontal; adecuadas para el abastecimiento de agua, realización de grupos de presión, sistemas de enfriamiento, y aplicaciones industriales. La curva plana garantiza una presión prácticamente costante al variar el caudal.

Pompes centrifuges monobloc à axe horizontal. Elles trouvent une ample utilisation dans l'approvisionnement d'eau, les installations de pressurisation, refroidissement et les applications industrielles. La courbe plate garantit une pression presque constante selon les variations du débit.

| CARATTERISTICHE COSTRUTTIVE / CONSTRUCTION FEATURES<br>CARACTERÍSTICAS CONSTRUCTIVAS / CARACTÉRISTIQUES D'EXÉCUTION | |
|---|---|
| **Corpo pompa**<br>**Pump body**<br>**Cuerpo bomba**<br>**Corps de pompe** | AISI 304 (CMS)<br>AISI 316 (CMX) |
| **Supporto motore**<br>**Motor bracket**<br>**Soporte motor**<br>**Support moteur** | ghisa<br>cast iron<br>fundición<br>fonte |
| **Disco portatenuta meccanica**<br>**Mechanical seal housing**<br>**Apoyo sello mecánico**<br>**Plaque garniture mécanique** | AISI 304 (CMS)<br>AISI 316 (CMX) |
| **Girante**<br>**Impeller**<br>**Rodete**<br>**Turbine** | AISI 304 (CMS)<br>AISI 316 (CMX) |
| **Tenuta meccanica**<br>**Mechanical seal**<br>**Sello mecánico**<br>**Garniture mécanique** | ceramica-grafite<br>ceramic-graphite<br>cerámica-grafito<br>céramique-graphite |
| **Sporgenza albero motore**<br>**Pump shaft end**<br>**Bomba eje**<br>**Pompe arbre** | AISI 304 (CMS)<br>AISI 316 (CMX) |
| **Temperatura del liquido**<br>**Liquid temperature**<br>**Temperatura del liquído**<br>**Température du liquide** | -10 ÷ +90 °C |
| **Pressione di esercizio**<br>**Operating pressure**<br>**Presión de trabajo**<br>**Pression de fonctionnement** | max 10 bar |
| **MOTORE / MOTOR / MOTOR / MOTEUR** | |
| **Motore 2 poli a induzione**<br>**2 pole induction motor**<br>**Motor de 2 polos a inducción**<br>**Moteur à induction à 2 pôles** | 3~ 230/400V-50Hz P ⩽ 4kW<br>3~ 400/690V-50Hz P > 4kW<br>1~ 230V-50Hz |
| **Classe di isolamento**<br>**Insulation class**<br>**Clase de aislamiento**<br>**Classe d'isolation** | F |
| **Grado di protezione**<br>**Protection degree**<br>**Grado de protección**<br>**Protection** | IPX5 |
| **Efficienza del motore**<br>**Motor efficiency**<br>**Eficiencia motor**<br>**Efficacité moteur** | IE3 |

| TYPE | $P_2$ nom. | | 1~ | | 3~ | | Q (m³/h - l/min) | | | | | | | | | |
|---|---|---|---|---|---|---|---|---|---|---|---|---|---|---|---|---|
| | | | $P_1$ max | A 1x230V | $P_1$ max | A 3x400V | 0 | 6 | 9 | 12 | 15 | 18 | 21 | 24 | 27 | 30 |
| | | | | 50 Hz | | 50 Hz | 0 | 100 | 150 | 200 | 250 | 300 | 350 | 400 | 450 | 500 |
| | HP | kW | kW | | kW | | H (m) | | | | | | | | | |
| **32B/1,5** | 2 | 1,5 | 2,0 | 9,2 | 1,9 | 3,6 | 23,9 | 23,6 | 23,3 | 22,7 | 21,7 | 20,4 | 18,8 | 17,1 | 15,4 | 13,5 |
| **32B/2,2** | 3 | 2,2 | 2,4 | 11,0 | 2,3 | 4,5 | 29,5 | 28,9 | 28,2 | 27,4 | 26,4 | 24,9 | 22,9 | 20,9 | 18,7 | 16,4 |
| **32C/3** | 4 | 3 | - | - | 3,4 | 6,3 | 36,9 | 34,8 | 33,9 | 33,0 | 31,9 | 30,7 | 29,3 | 27,8 | 26,1 | 24,3 |
| **32C/4** | 5,5 | 4 | 4,9 | 22,2 | 4,8 | 8,8 | 49,7 | 46,6 | 45,0 | 43,9 | 42,8 | 41,6 | 40,5 | 39,3 | 37,7 | |
| **32C/5,5** | 7,5 | 5,5 | - | - | 6,6 | 11,7 | 63,9 | 58,0 | 56,3 | 55,0 | 53,6 | 52,1 | 50,7 | 49,5 | 48,3 | |

| TYPE | $P_2$ nom. | | 1~ | | 3~ | | Q (m³/h - l/min) | | | | | | | | | | | | | | | | | |
|---|---|---|---|---|---|---|---|---|---|---|---|---|---|---|---|---|---|---|---|---|---|---|---|---|
| | | | $P_1$ max | A 1x230V | $P_1$ max | A 3x400V | 0 | 9 | 12 | 15 | 18 | 21 | 24 | 27 | 30 | 33 | 36 | 39 | 42 | 45 | 48 | 54 | 60 | 66 |
| | | | | 50 Hz | | 50 Hz | 0 | 150 | 200 | 250 | 300 | 350 | 400 | 450 | 500 | 550 | 600 | 650 | 700 | 750 | 800 | 900 | 1000 | 1100 |
| | HP | kW | kW | | kW | | H (m) | | | | | | | | | | | | | | | | | |
| **40A/1,5** | 2 | 1,5 | 1,8 | 8,5 | 1,7 | 3,3 | 16,4 | 16,2 | 15,9 | 15,6 | 14,9 | 14,2 | 13,4 | 12,5 | 11,4 | 10,2 | | | | | | | | |
| **40A/2,2** | 3 | 2,2 | 2,5 | 11,6 | 2,4 | 4,7 | 21,5 | 21,6 | 21,5 | 21,2 | 20,7 | 20,0 | 19,1 | 18,1 | 17,0 | 15,8 | 14,6 | 13,4 | | | | | | |
| **40A/3** | 4 | 3 | - | - | 3,4 | 6,3 | 27,1 | | 26,9 | 26,6 | 26,2 | 25,6 | 24,8 | 23,8 | 22,7 | 21,5 | 20,3 | 19,0 | 17,7 | 16,3 | | | | |
| **40B/4** | 5,5 | 4 | 4,3 | 19,7 | 4,1 | 7,8 | 36,6 | | 34,8 | 34,4 | 33,6 | 32,4 | 31,0 | 29,5 | 27,8 | 25,8 | 23,7 | 21,5 | 19,3 | 17,0 | | | | |
| **40C/5,5** | 7,5 | 5,5 | - | - | 5,5 | 10,2 | 44,4 | | 42,6 | 42,1 | 41,4 | 40,4 | 39,4 | 38,2 | 36,8 | 35,2 | 33,4 | 31,5 | 29,5 | 27,5 | 25,4 | 21,0 | | |
| **40C/7,5** | 10 | 7,5 | - | - | 7,4 | 13,5 | 54,0 | | 52,4 | 51,5 | 50,2 | 49,0 | 47,8 | 46,6 | 45,3 | 43,9 | 42,2 | 40,3 | 38,3 | 36,2 | 34,0 | 29,1 | 24,5 | |
| **40C/11** | 15 | 11 | - | - | 12,2 | 20,0 | 68,5 | | 65,9 | 65,4 | 64,7 | 64,0 | 63,4 | 62,8 | 62,0 | 61,1 | 60,1 | 59,0 | 57,8 | 56,5 | 54,9 | 51,5 | 47,7 | 43,8 |

| TYPE | $P_2$ nom. | | 1~ | | 3~ | | Q (m³/h - l/min) | | | | | | | | | | | | | | | | | |
|---|---|---|---|---|---|---|---|---|---|---|---|---|---|---|---|---|---|---|---|---|---|---|---|---|
| | | | $P_1$ max | A 1x230V | $P_1$ max | A 3x400V | 0 | 18 | 21 | 24 | 27 | 30 | 33 | 36 | 39 | 42 | 45 | 48 | 54 | 60 | 66 | 72 | 78 | |
| | | | | 50 Hz | | 50 Hz | 0 | 300 | 350 | 400 | 450 | 500 | 550 | 600 | 650 | 700 | 750 | 800 | 900 | 1000 | 1100 | 1200 | 1300 | |
| | HP | kW | kW | | kW | | H (m) | | | | | | | | | | | | | | | | | |
| **50A/3** | 4 | 3 | - | - | 2,9 | 5,7 | 22,3 | 22,1 | 21,7 | 21,2 | 20,7 | 20,2 | 19,7 | 19,0 | 18,2 | 17,2 | 16,2 | 15,1 | 12,9 | 10,7 | | | | |
| **50A/4** | 5,5 | 4 | 4,4 | 20,0 | 4,2 | 8,0 | 26,0 | 25,8 | 25,6 | 25,3 | 25,1 | 24,9 | 24,6 | 24,2 | 23,6 | 22,9 | 22,2 | 21,4 | 19,8 | 18,1 | 16,4 | | | |
| **50B/5,5** | 7,5 | 5,5 | - | - | 6,4 | 11,5 | 34,9 | 34,6 | 34,3 | 33,9 | 33,5 | 33,3 | 33,0 | 32,6 | 32,1 | 31,4 | 30,7 | 30,0 | 28,4 | 26,7 | 24,8 | 22,7 | | |
| **50C/7,5** | 10 | 7,5 | - | - | 8,2 | 14,6 | 39,8 | 39,5 | 39,1 | 38,5 | 37,9 | 37,5 | 37,4 | 37,3 | 37,2 | 36,9 | 36,5 | 36,0 | 34,7 | 33,1 | 31,4 | 29,7 | 27,9 | |
| **50C/11** | 15 | 11 | - | - | 12,4 | 20,3 | 55,8 | 55,4 | 55,0 | 54,5 | 53,9 | 53,4 | 52,9 | 52,4 | 51,8 | 51,1 | 50,4 | 49,8 | 48,7 | 47,3 | 45,7 | 43,9 | 41,9 | |
| **50C/15** | 20 | 15 | - | - | 15,2 | 25,6 | 65,9 | 63,1 | 62,7 | 62,7 | 62,4 | 62,2 | 61,8 | 61,3 | 60,7 | 60,0 | 59,4 | 58,8 | 57,6 | 56,4 | 55,0 | 53,4 | | |
| **50C/18,5** | 25 | 18,5 | - | - | 18,2 | 30,6 | 69,6 | 69,1 | 68,5 | 68,3 | 68,2 | 68,1 | 67,9 | 67,7 | 67,4 | 66,9 | 66,3 | 65,9 | 65,4 | 64,7 | 63,8 | 63,1 | | |

| TYPE | $P_2$ nom. | | 3~ | | Q (m³/h - l/min) | | | | | | | | | | | | | | | | | | | |
|---|---|---|---|---|---|---|---|---|---|---|---|---|---|---|---|---|---|---|---|---|---|---|---|---|
| | | | $P_1$ max | A 3x400V | 0 | 36 | 39 | 42 | 45 | 48 | 54 | 60 | 66 | 72 | 78 | 84 | 90 | 96 | 108 | 120 | 126 | 132 | 138 | |
| | | | | 50 Hz | 0 | 600 | 650 | 700 | 750 | 800 | 900 | 1000 | 1100 | 1200 | 1300 | 1400 | 1500 | 1600 | 1800 | 2000 | 2100 | 2200 | 2300 | |
| | HP | kW | kW | | H (m) | | | | | | | | | | | | | | | | | | | |
| **65A/5,5** | 7,5 | 5,5 | 6,2 | 11,2 | 20,3 | 19,7 | 19,6 | 19,5 | 19,4 | 19,3 | 19,1 | 18,7 | 18,3 | 17,7 | 17,1 | 16,4 | 15,8 | 15,1 | 13,7 | 11,6 | 10,4 | | | |
| **65A/7,5** | 10 | 7,5 | 8,4 | 15,0 | 25,1 | 24,2 | 24,0 | 23,9 | 23,8 | 23,8 | 23,6 | 23,5 | 23,3 | 23,1 | 22,5 | 21,9 | 21,2 | 20,4 | 18,9 | 17,2 | 16,2 | 15,0 | | |
| **65B/11** | 15 | 11 | 11,5 | 19,0 | 34,8 | 34,0 | 33,9 | 33,7 | 33,4 | 33,0 | 32,7 | 32,3 | 32,0 | 31,9 | 31,6 | 31,1 | 30,4 | 29,6 | 27,9 | 26,2 | 25,6 | | | |
| **65B/15** | 20 | 15 | 15,5 | 26,1 | 41,9 | 41,3 | 41,2 | 41,0 | 40,8 | 40,5 | 39,9 | 39,5 | 39,1 | 38,8 | 38,7 | 38,6 | 38,3 | 37,9 | 37,0 | 36,0 | 35,8 | | | |
| **65C/18,5** | 25 | 18,5 | 18,8 | 31,6 | 49,7 | 49,0 | 48,7 | 48,4 | 48,2 | 48,0 | 47,6 | 47,3 | 47,2 | 47,1 | 46,9 | 46,6 | 46,2 | 45,9 | 45,0 | 43,5 | 42,5 | | | |
| **65C/22** | 30 | 22 | 23,3 | 39,6 | 58,1 | 56,5 | 56,2 | 55,9 | 55,7 | 55,4 | 54,9 | 54,3 | 53,9 | 53,7 | 53,5 | 53,4 | 53,2 | 52,9 | 52,1 | 51,0 | 50,4 | 49,6 | 48,7 | |

| TYPE | $P_2$ nom. | | 3~ | | Q (m³/h - l/min) | | | | | | | | | | | | | | | | | | | | | |
|---|---|---|---|---|---|---|---|---|---|---|---|---|---|---|---|---|---|---|---|---|---|---|---|---|---|---|
| | | | $P_1$ max | A 3x400V | 0 | 54 | 60 | 66 | 72 | 78 | 84 | 90 | 96 | 108 | 120 | 126 | 132 | 138 | 144 | 150 | 156 | 168 | 180 | 192 | 204 | 216 |
| | | | | 50 Hz | 0 | 900 | 1000 | 1100 | 1200 | 1300 | 1400 | 1500 | 1600 | 1800 | 2000 | 2100 | 2200 | 2300 | 2400 | 2500 | 2600 | 2800 | 3000 | 3200 | 3400 | 3600 |
| | HP | kW | kW | | H (m) | | | | | | | | | | | | | | | | | | | | | |
| **80B/11** | 15 | 11 | 12,1 | 19,9 | 27,3 | 27,8 | 27,6 | 27,3 | 26,9 | 26,4 | 25,9 | 25,3 | 24,6 | 23,3 | 22,0 | 21,4 | 20,9 | 20,3 | 19,7 | 19,2 | 18,6 | 17,3 | 15,7 | 13,9 | 11,8 | |
| **80B/15** | 20 | 15 | 15,0 | 25,5 | 32,2 | 32,8 | 32,6 | 32,3 | 32,0 | 31,6 | 31,1 | 30,6 | 30,1 | 28,9 | 27,7 | 27,0 | 26,3 | 25,7 | 25,1 | 24,5 | 23,9 | 22,5 | 20,9 | 19,3 | 17,8 | |
| **80B/18,5** | 25 | 18,5 | 20,0 | 33,2 | 38,4 | 38,7 | 38,5 | 38,2 | 37,9 | 37,5 | 37,1 | 36,7 | 36,3 | 35,6 | 34,6 | 33,9 | 33,2 | 32,5 | 31,9 | 31,3 | 30,7 | 29,4 | 28,1 | 26,7 | 25,1 | 23,3 |
| **80C/22** | 30 | 22 | 21,7 | 36,4 | 41,9 | 42,4 | 42,1 | 41,9 | 41,6 | 41,3 | 40,9 | 40,5 | 40,0 | 39,4 | 38,7 | 38,2 | 37,6 | 36,9 | 36,3 | 35,6 | 34,9 | 33,2 | 31,2 | 29,0 | | |

# CMS-CMX ~ 2900 r.p.m.

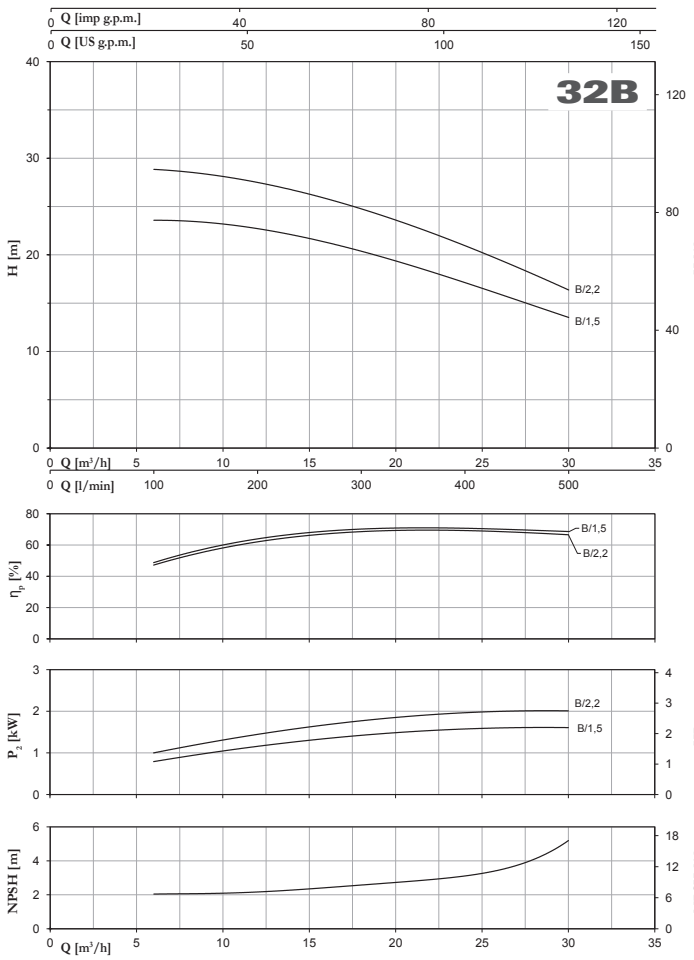


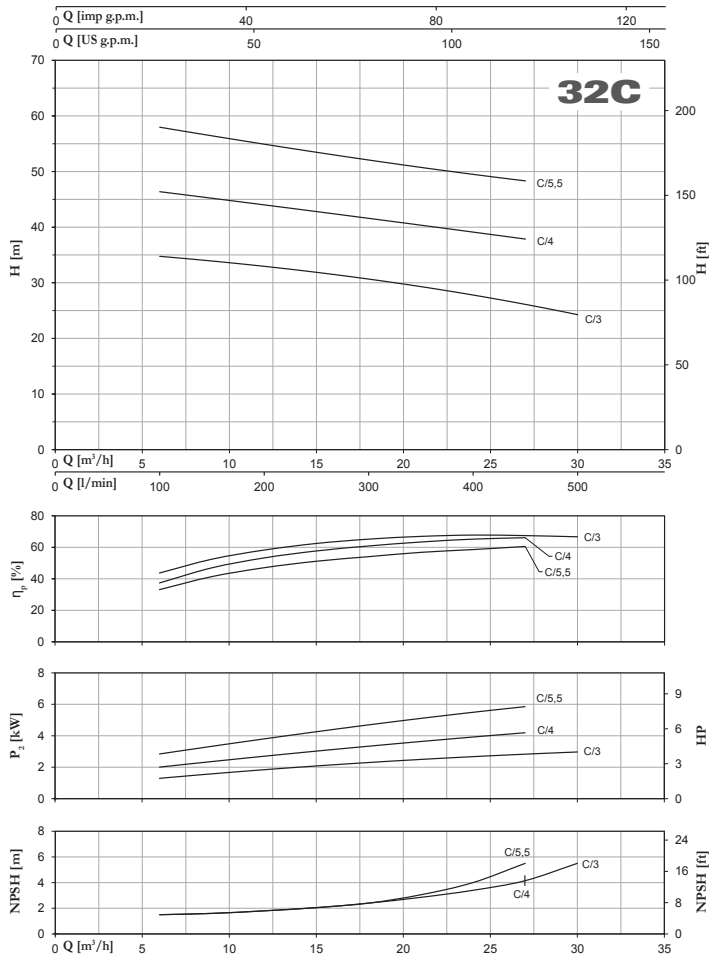


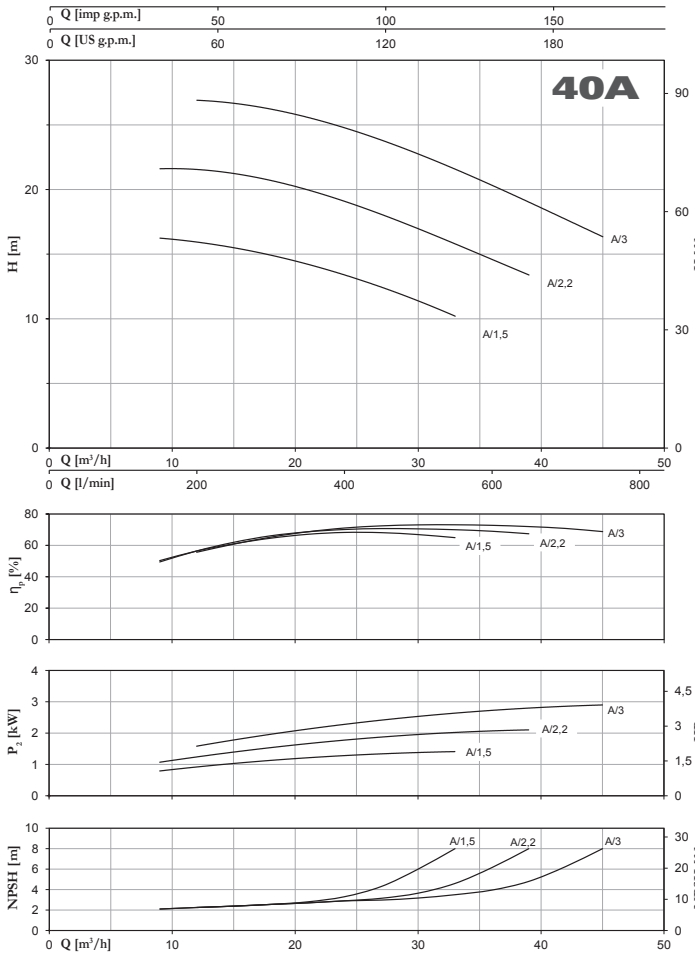


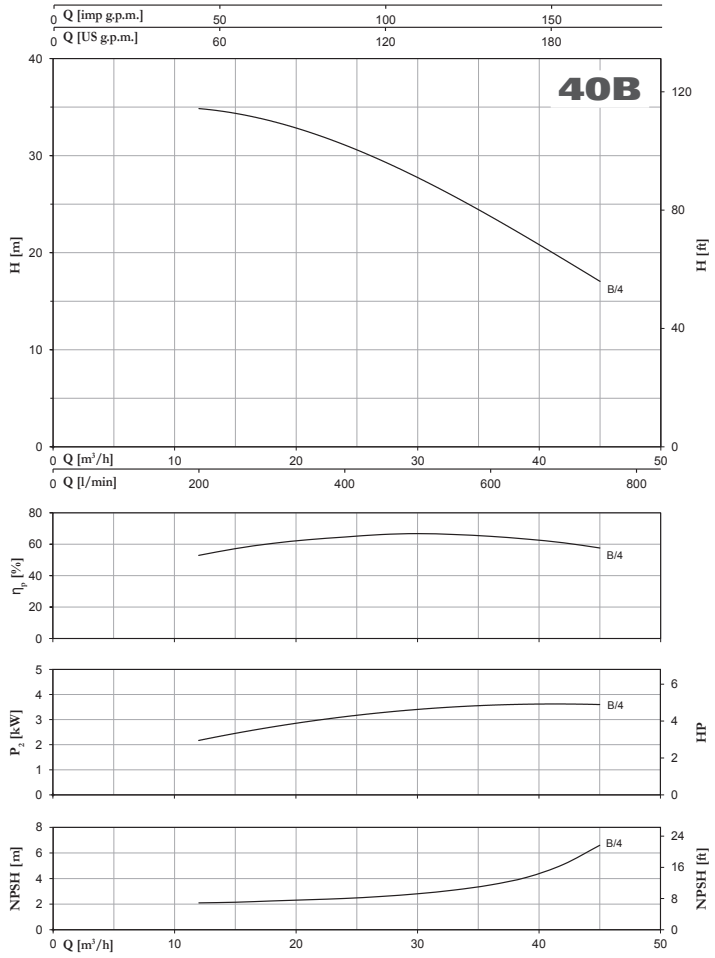

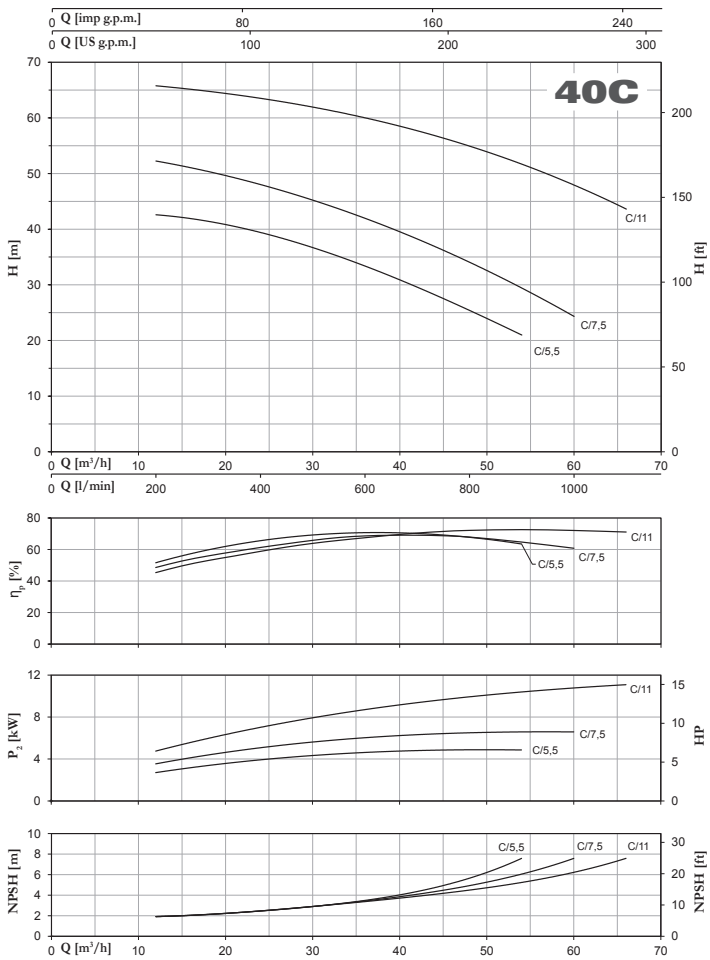
40C
Q [imp g.p.m.]
Q [US g.p.m.]
H [m]
H [ft]
C/11
C/7,5
C/5,5
Q [m³/h]
Q [l/min]
η [%]
P₂ [kW]
HP
NPSH [m]
NPSH [ft]

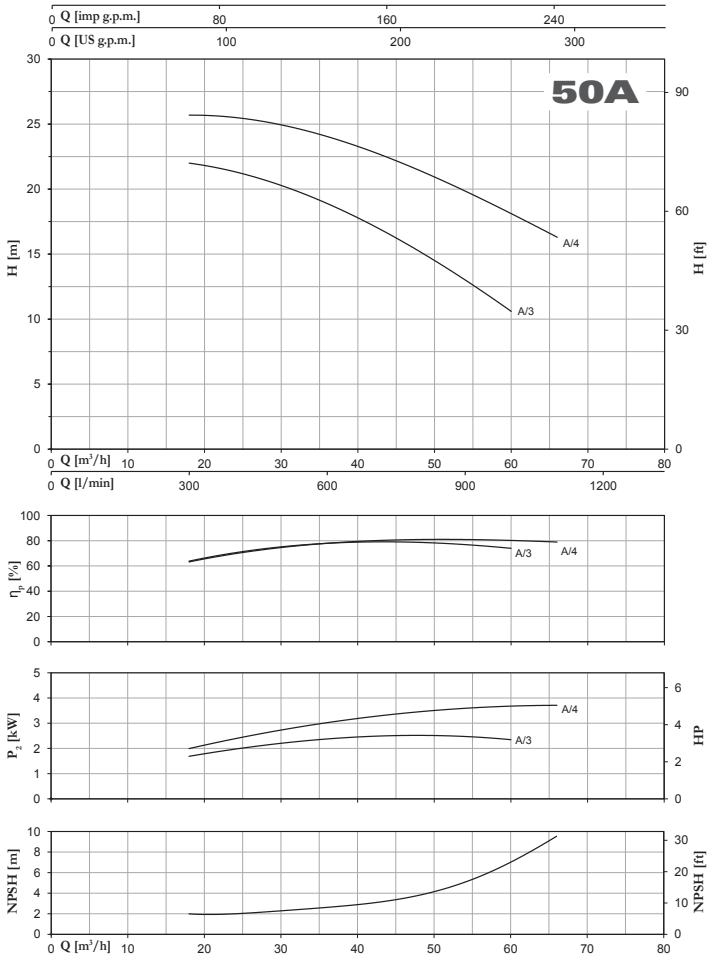
50A
Q [imp g.p.m.]
Q [US g.p.m.]
H [m]
H [ft]
A/4
A/3
Q [m³/h]
Q [l/min]
η [%]
P₂ [kW]
HP
NPSH [m]
NPSH [ft]

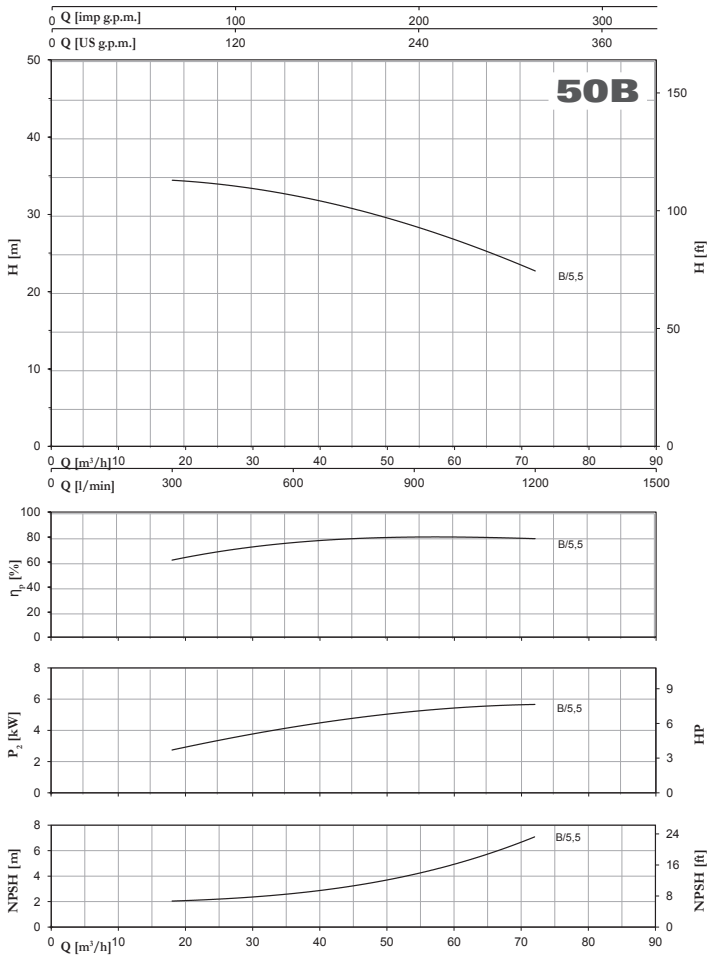
50B
Q [imp g.p.m.]
Q [US g.p.m.]
H [m]
H [ft]
B/5,5
Q [m³/h]
Q [l/min]
η [%]
P₂ [kW]
HP
NPSH [m]
NPSH [ft]

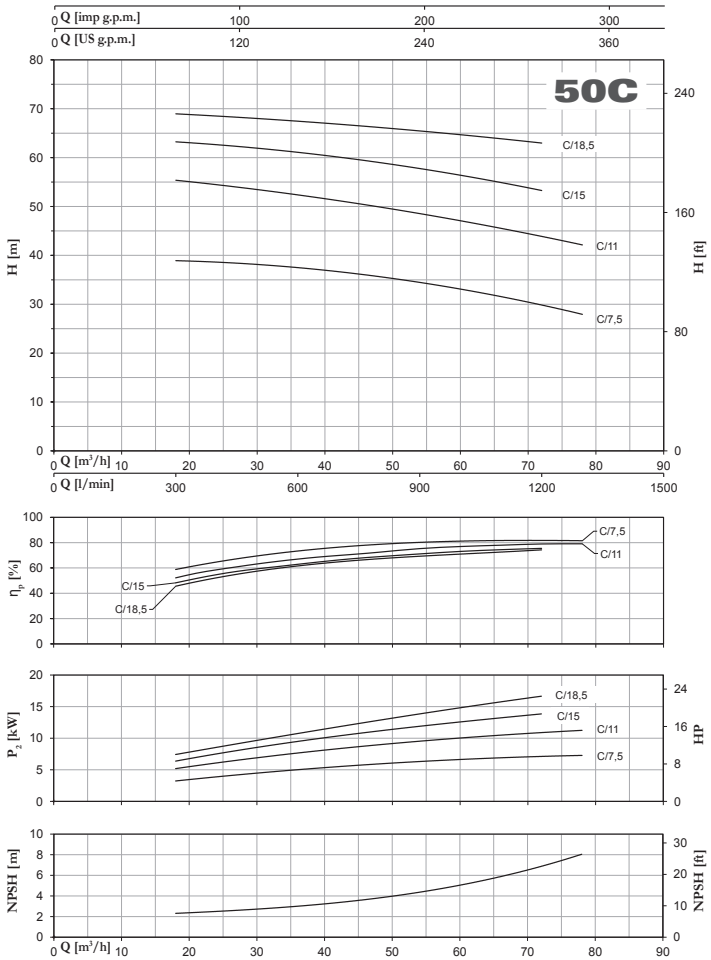
50C
Q [imp g.p.m.]
Q [US g.p.m.]
H [m]
H [ft]
C/18,5
C/15
C/11
C/7,5
Q [m³/h]
Q [l/min]
η [%]
P₂ [kW]
HP
NPSH [m]
NPSH [ft]

# CMS-CMX ~ 2900 r.p.m.

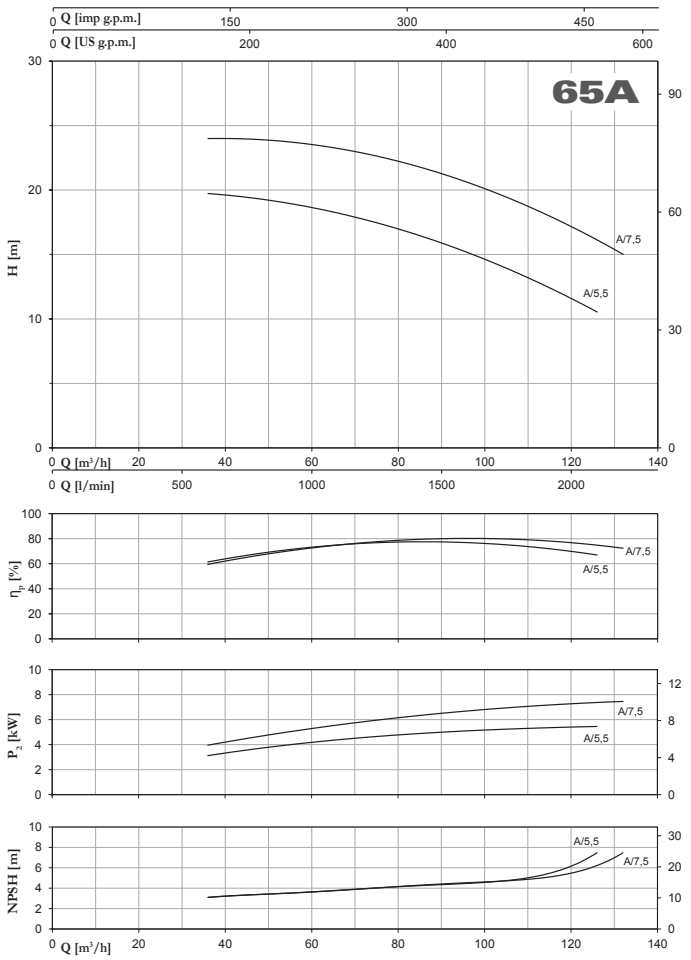


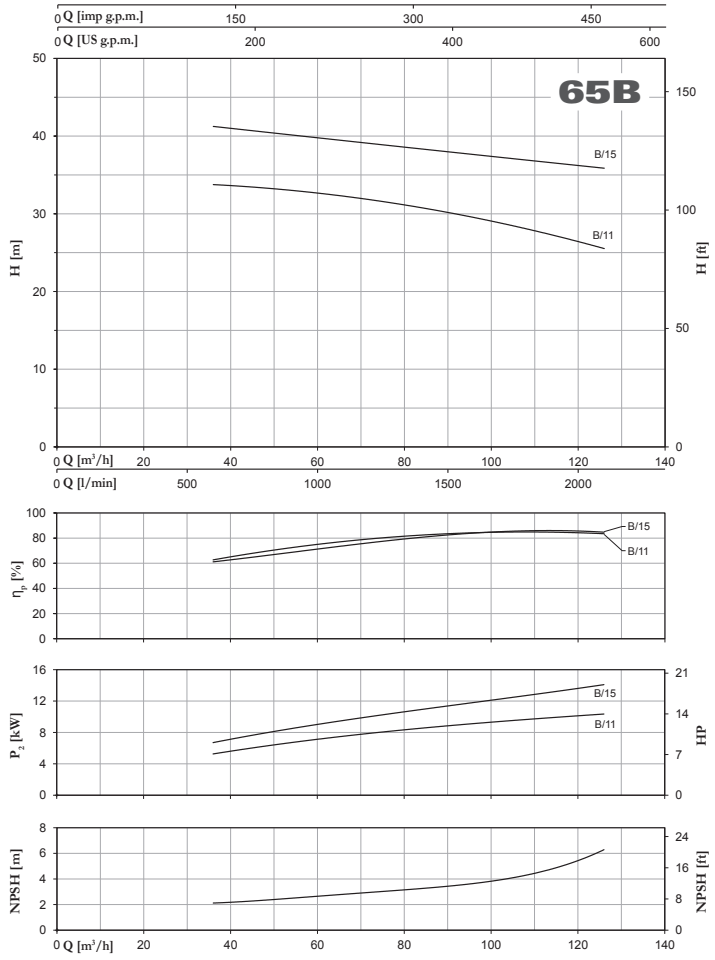


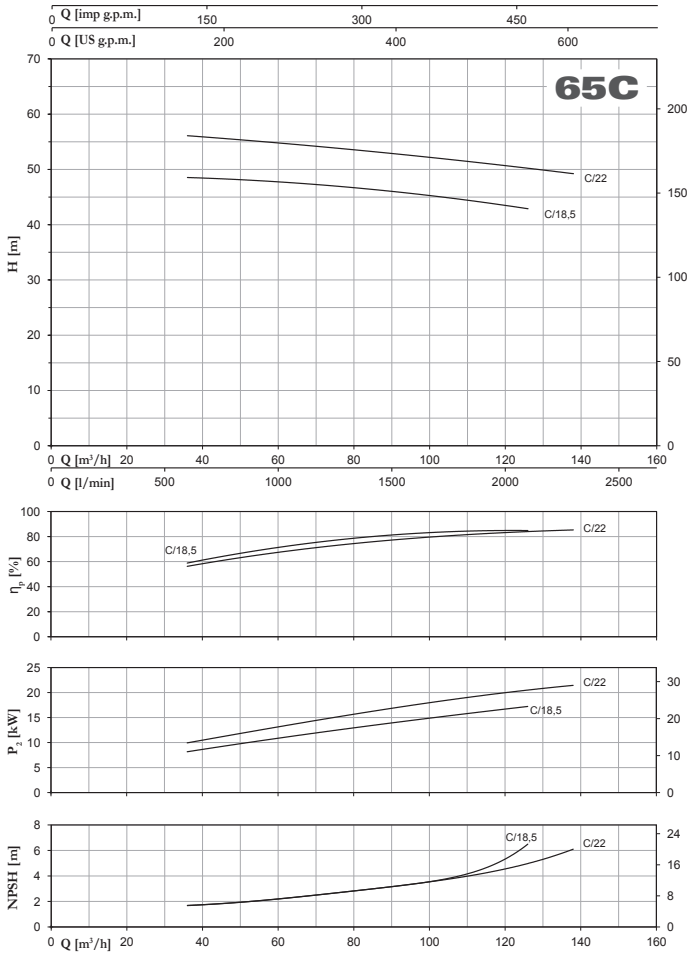


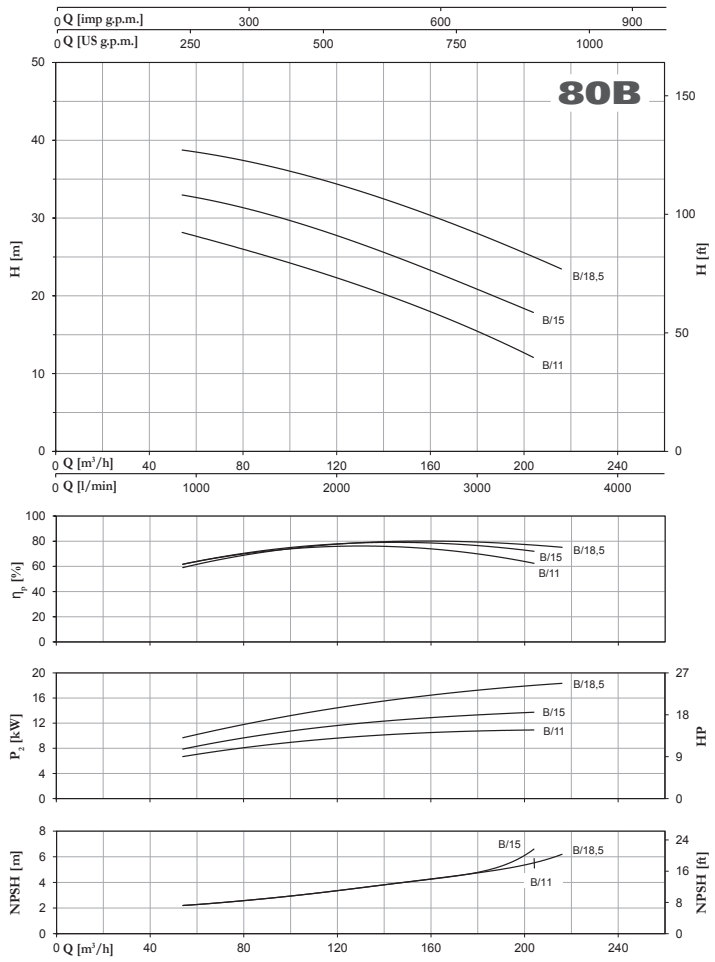

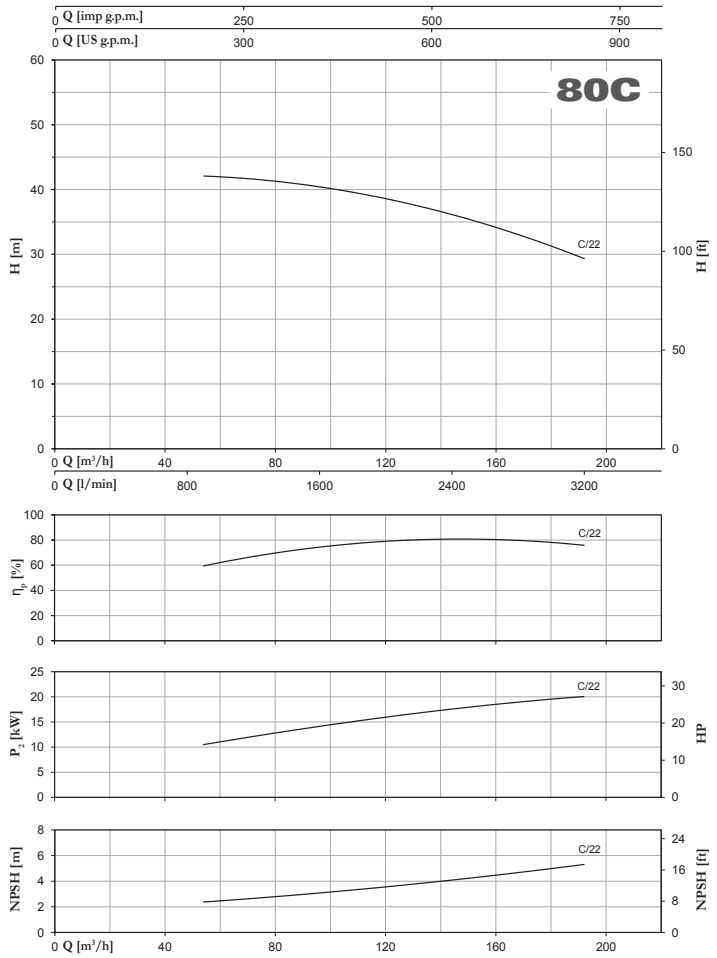
80C
Q [imp g.p.m.]
Q [US g.p.m.]
H [m]
H [ft]
C/22
Q [m³/h]
Q [l/min]
η [%]
P₂ [kW]
HP
NPSH [m]
NPSH [ft]

# CMS-CMX ~ 2900 r.p.m.

| TYPE | DIMENSIONS (mm) | | | | | | | | | | | | | | | | Kg |
|---|---|---|---|---|---|---|---|---|---|---|---|---|---|---|---|---|---|
| | DNa | DNm | a | h1 | h2 | m1 | m2 | n1 | n2 | x | s | C | H | I | L | M | |
| 32B/1,5 | 50 | 32 | 82 | 132 | 144 | 125 | 75 | 175 | 148 | 2 | 10 | 530 | 276 | 555 | 255 | 345 | 29 |
| 32B/1,5m | 50 | 32 | 82 | 132 | 144 | 125 | 75 | 175 | 148 | 2 | 10 | 530 | 276 | 555 | 255 | 345 | 30,5 |
| 32B/2,2 | 50 | 32 | 82 | 132 | 144 | 125 | 75 | 175 | 148 | 2 | 10 | 530 | 276 | 555 | 255 | 345 | 31,5 |
| 32B/2,2m | 50 | 32 | 82 | 132 | 144 | 125 | 75 | 175 | 148 | 2 | 10 | 530 | 276 | 555 | 255 | 345 | 35 |
| 32C/3 | 50 | 32 | 82 | 160 | 186 | 125 | 75 | 175 | 148 | 2 | 10 | 535 | 346 | 625 | 310 | 430 | 37 |
| 32C/4 | 50 | 32 | 82 | 160 | 186 | 125 | 75 | 175 | 148 | 2 | 10 | 555 | 346 | 625 | 310 | 430 | 44,5 |
| 32C/4m | 50 | 32 | 82 | 160 | 186 | 125 | 75 | 175 | 148 | 2 | 10 | 600 | 346 | 625 | 310 | 430 | 53 |
| 32C/5,5 | 50 | 32 | 82 | 160 | 186 | 125 | 75 | 175 | 148 | 2 | 10 | 600 | 346 | 625 | 310 | 430 | 53,5 |
| 40A/1,5 | 65 | 40 | 82 | 132 | 142 | 125 | 75 | 175 | 148 | 2 | 10 | 535 | 274 | 555 | 255 | 345 | 29,5 |
| 40A/1,5m | 65 | 40 | 82 | 132 | 142 | 125 | 75 | 175 | 148 | 2 | 10 | 535 | 274 | 555 | 255 | 345 | 31 |
| 40A/2,2 | 65 | 40 | 82 | 132 | 142 | 125 | 75 | 175 | 148 | 2 | 10 | 535 | 274 | 555 | 255 | 345 | 32 |
| 40A/2,2m | 65 | 40 | 82 | 132 | 142 | 125 | 75 | 175 | 148 | 2 | 10 | 535 | 274 | 555 | 255 | 345 | 35,5 |
| 40A/3 | 65 | 40 | 82 | 132 | 142 | 125 | 75 | 175 | 148 | 2 | 10 | 535 | 274 | 555 | 255 | 345 | 35,5 |
| 40B/4 | 65 | 40 | 82 | 132 | 142 | 125 | 75 | 175 | 148 | 2 | 10 | 550 | 274 | 555 | 255 | 345 | 43,5 |
| 40B/4m | 65 | 40 | 82 | 132 | 142 | 125 | 75 | 175 | 148 | 2 | 10 | 595 | 274 | 555 | 255 | 345 | 51,5 |
| 40C/5,5 | 65 | 40 | 100 | 160 | 180 | 140 | 93 | 175 | 148 | 2 | 10 | 615 | 340 | 625 | 310 | 430 | 54 |
| 40C/7,5 | 65 | 40 | 100 | 160 | 180 | 140 | 93 | 175 | 148 | 2 | 10 | 615 | 340 | 625 | 310 | 430 | 60 |
| 40C/11 | 65 | 40 | 100 | 160 | 180 | 140 | 93 | 175 | 148 | 2 | 10 | 645 | 340 | 670 | 350 | 525 | 83,5 |
| 50A/3 | 65 | 50 | 86 | 132 | 166 | 125 | 75 | 175 | 148 | 2 | 10 | 535 | 298 | 555 | 255 | 345 | 36 |
| 50A/4 | 65 | 50 | 86 | 132 | 166 | 125 | 75 | 175 | 148 | 2 | 10 | 555 | 298 | 555 | 255 | 345 | 43,5 |
| 50A/4m | 65 | 50 | 86 | 132 | 166 | 125 | 75 | 175 | 148 | 2 | 10 | 600 | 298 | 555 | 255 | 345 | 52 |
| 50B/5,5 | 65 | 50 | 100 | 160 | 180 | 140 | 93 | 175 | 148 | 2 | 10 | 615 | 340 | 625 | 310 | 430 | 54 |
| 50C/7,5 | 65 | 50 | 100 | 160 | 180 | 140 | 93 | 175 | 148 | 2 | 10 | 615 | 340 | 625 | 310 | 430 | 60 |
| 50C/11 | 65 | 50 | 100 | 160 | 180 | 140 | 93 | 175 | 148 | 2 | 10 | 645 | 340 | 670 | 350 | 525 | 83,5 |
| 50C/15 | 65 | 50 | 100 | 160 | 180 | 140 | 93 | 175 | 148 | 2 | 10 | 725 | 340 | 820 | 360 | 525 | 115 |
| 50C/18,5 | 65 | 50 | 100 | 160 | 180 | 140 | 93 | 175 | 148 | 2 | 10 | 770 | 340 | 820 | 360 | 525 | 129 |
| 65A/5,5 | 80 | 65 | 100 | 160 | 180 | 140 | 93 | 175 | 148 | 2 | 10 | 615 | 340 | 625 | 310 | 430 | 53,5 |
| 65A/7,5 | 80 | 65 | 100 | 160 | 180 | 140 | 93 | 175 | 148 | 2 | 10 | 615 | 340 | 625 | 310 | 430 | 59,5 |
| 65B/11 | 80 | 65 | 100 | 160 | 200 | 140 | 93 | 175 | 148 | 2 | 10 | 645 | 360 | 670 | 350 | 525 | 85 |
| 65B/15 | 80 | 65 | 100 | 160 | 200 | 140 | 93 | 175 | 148 | 2 | 10 | 725 | 360 | 670 | 350 | 525 | 116 |
| 65C/18,5 | 80 | 65 | 100 | 160 | 225 | 140 | 93 | 175 | 148 | 2 | 10 | 770 | 385 | 670 | 350 | 525 | 130,5 |
| 65C/22 | 80 | 65 | 100 | 160 | 180 | 140 | 93 | 175 | 148 | 2 | 10 | 770 | 340 | 670 | 350 | 525 | 141 |
| 80B/11 | 100 | 80 | 125 | 160 | 225 | 167 | 93 | 175 | 148 | 2 | 10 | 685 | 385 | 670 | 350 | 525 | 87 |
| 80B/15 | 100 | 80 | 125 | 160 | 225 | 167 | 93 | 175 | 148 | 2 | 10 | 765 | 385 | 670 | 350 | 525 | 118 |
| 80B/18,5 | 100 | 80 | 125 | 160 | 225 | 167 | 93 | 175 | 148 | 2 | 10 | 810 | 385 | 870 | 400 | 570 | 132,5 |
| 80C/22 | 100 | 80 | 125 | 160 | 250 | 167 | 93 | 175 | 148 | 2 | 10 | 810 | 410 | 870 | 400 | 570 | 143 |

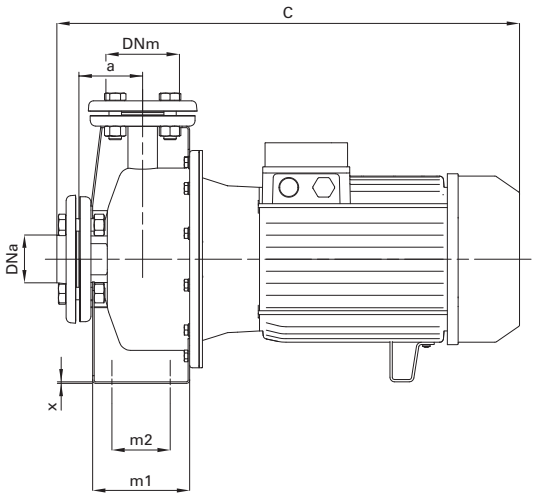


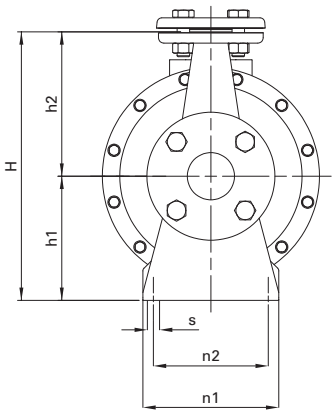

# ULTRA

ULTRA 3

ULTRA 5

ULTRA 7

ULTRA 9

ULTRA 18

Pompe centrifughe multistadio orizzontali. Adatte alla movimentazione di liquidi non carichi; sistemi di presurizzazione; irrigazione; acque potabili o con glicole in soluzione; trattamento acque; industria alimentare; riscaldamento e condizionamento; sistemi di lavaggio.

Stainless steel multistage horizontal pumps. Pumping of clean non-loaded fluids; pressurizing system; irrigation; drinking and glycol water; water treatment; heating and air conditioning; washing system.

Bombas centrífugas multietapas horizontales. Bombeo de líquidos químicamente y mecánicamente no agresivos; sistemas de presurización; riegos; agua potable o con glycol; tratamientos del agua; industria alimenticia; calefacción y refrigeración; sistemas de lavado.

Pompes centrifuges multicellulaires horizontales. Pompage d'eaux propres non chargées; groupes de surpression; irrigation; eau potable ou solution de glycol; traitement des eaux; industrie alimentaire; chauffage et climatisation; stations de lavage auto.

| CARATTERISTICHE COSTRUTTIVE / CONSTRUCTION FEATURES<br>CARACTERÍSTICAS CONSTRUCTIVAS / CARACTÉRISTIQUES D'EXÉCUTION | |
|---|---|
| **Corpo pompa, disco portatenuta meccanica**<br>**Pump body, mechanical seal housing**<br>**Cuerpo bomba, apoyo sello mecánico**<br>**Corps de pompe, plaque garniture mécanique** | acciaio cromo-nickel AISI 304<br>stainless steel AISI 304<br>acero cromo-níquel AISI 304<br>acier chrome-nickel AISI 304 |
| **Supporto motore**<br>**Motor bracket**<br>**Soporte motor**<br>**Support moteur** | alluminio<br>aluminium<br>aluminio<br>aluminium |
| **Giranti, diffusori**<br>**Impellers, diffusers**<br>**Rodetes, difusores**<br>**Turbines, diffuseurs** | Noryl® |
| **Tenuta meccanica** | ceramica-grafite ≤ 6 giranti<br>grafite-carburo di silicio ≥ 7 giranti |
| **Mechanical seal** | ceramic-graphite ≤ 6 impellers<br>graphite-silicon carbide ≥ 7 impellers |
| **Sello mecánico** | cerámica-grafito ≤ 6 rodetes<br>grafito-carburo de silicio ≥ 7 rodetes |
| **Garniture mécanique** | céramique-graphite ≤ 6 turbines<br>graphite-carbure de silicium ≥ 7 turbines |
| **Albero motore**<br>**Motor shaft**<br>**Eje motor**<br>**Arbre moteur** | acciaio cromo-nickel AISI 303<br>stainless steel AISI 303<br>acero cromo-níquel AISI 303<br>acier chrome-nickel AISI 303 |
| **Temperatura del liquido**<br>**Liquid temperature**<br>**Temperatura del liquído**<br>**Température du liquide** | -5 ÷ +35 °C |
| **Pressione di esercizio**<br>**Operating pressure**<br>**Presión de trabajo**<br>**Pression de fonctionnement** | max 8,5 bar |
| **MOTORE / MOTOR / MOTOR / MOTEUR** | |
| **Motore 2 poli a induzione** | 3~ 230/400V-50Hz |
| **2 pole induction motor**<br>**Motor de 2 polos a inducción**<br>**Moteur à induction à 2 pôles** | 1~ 230V-50Hz<br>(con termoprotettore fino a 1,85kW<br>with thermal protection up to 1,85 kW<br>con protección térmica hasta 1,85 kW<br>avec protection thermique jusqu'à 1,85 kW) |
| **Classe di isolamento**<br>**Insulation class**<br>**Clase de aislamiento**<br>**Classe d'isolation** | F |
| **Grado di protezione**<br>**Protection degree**<br>**Grado de protección**<br>**Protection** | IPX4 |

**U 3 - 120/6 T**

- T — 3~
- 6 — No. of impellers
- 120 — nominal power HPx100
- 3 — nominal flow-rate $m^3/h$
- U — type

# ULTRA

| TYPE | | P2 | | P1 (kW) | | AMPERE | | Q (m³/h - l/min) | | | | | | |
|---|---|---|---|---|---|---|---|---|---|---|---|---|---|---|
| 1~ | 3~ | | | | | 1~ | 3~ | 0 | 0,6 | 1,2 | 1,8 | 2,4 | 3,6 | 4,8 |
| | | | | | | | | 0 | 10 | 20 | 30 | 40 | 60 | 80 |
| | | (HP) | (kW) | 1~ | 3~ | 1x230 V 50 Hz | 3x400 V 50 Hz | H (m) | | | | | | |
| **U 3-50/2** | **U 3-50/2T** | 0,5 | 0,37 | 0,45 | 0,46 | 2 | 0,9 | 20,2 | 18,8 | 17,3 | 15,3 | 13,7 | 9,5 | 4,9 |
| **U 3-70/3** | **U 3-70/3T** | 0,7 | 0,51 | 0,65 | 0,63 | 2,9 | 1,2 | 30,0 | 27,9 | 25,4 | 23,0 | 20,3 | 14,0 | 6,7 |
| **U 3-90/4** | **U 3-90/4T** | 0,9 | 0,66 | 0,9 | 0,88 | 4 | 1,8 | 40,8 | 38,3 | 35,1 | 31,8 | 27,9 | 19,8 | 10,4 |
| **U 3-100/5** | **U 3-100/5T** | 1 | 0,75 | 1,06 | 1,01 | 4,8 | 1,9 | 52,2 | 48,9 | 45,1 | 40,8 | 36,0 | 25,4 | 14,0 |
| **U 3-120/6** | **U 3-120/6T** | 1,2 | 0,9 | 1,23 | 1,23 | 5,6 | 2,6 | 62,8 | 58,7 | 54,5 | 49,6 | 43,9 | 32,1 | 18,3 |
| **U 3-150/7** | **U 3-150/7T** | 1,5 | 1,1 | 1,54 | 1,45 | 7,1 | 2,9 | 75,5 | 71,3 | 66,6 | 61,2 | 54,8 | 41,1 | 24,9 |

| TYPE | | P2 | | P1 (kW) | | AMPERE | | Q (m³/h - l/min) | | | | | | | |
|---|---|---|---|---|---|---|---|---|---|---|---|---|---|---|---|
| 1~ | 3~ | | | | | 1~ | 3~ | 0 | 1,8 | 2,4 | 3,6 | 4,8 | 6 | 7,2 | 8,4 |
| | | | | | | | | 0 | 30 | 40 | 60 | 80 | 100 | 120 | 140 |
| | | (HP) | (kW) | 1~ | 3~ | 1x230 V 50 Hz | 3x400 V 50 Hz | H (m) | | | | | | | |
| **U 5-70/2** | **U 5-70/2T** | 0,7 | 0,51 | 0,61 | 0,58 | 2,7 | 1,1 | 22,0 | 19,7 | 18,7 | 16,6 | 14,0 | 10,8 | 6,8 | 1,8 |
| **U 5-80/3** | **U 5-80/3T** | 0,8 | 0,6 | 0,86 | 0,79 | 3,9 | 1,5 | 33,4 | 30,3 | 29,0 | 26,0 | 22,5 | 17,6 | 12,0 | 3,9 |
| **U 5-120/4** | **U 5-120/4T** | 1,2 | 0,9 | 1,13 | 1,13 | 5,2 | 2,5 | 45,3 | 41,3 | 39,6 | 35,6 | 30,8 | 24,9 | 17,6 | 6,4 |
| **U 5-150/5** | **U 5-150/5T** | 1,5 | 1,1 | 1,47 | 1,39 | 6,8 | 2,8 | 56,8 | 53,0 | 51,0 | 46,1 | 40,1 | 33,3 | 24,8 | 11,5 |
| **U 5-180/6** | **U 5-180/6T** | 1,8 | 1,3 | 1,7 | 1,62 | 7,7 | 3 | 69,3 | 64,4 | 62,0 | 55,6 | 48,2 | 39,6 | 28,8 | 12,0 |
| **U 5-200/7** | **U 5-200/7T** | 2 | 1,5 | 2 | 1,86 | 9 | 3,4 | 80,3 | 73,6 | 71,0 | 64,5 | 56,1 | 46,0 | 33,4 | 12,5 |

| TYPE | | P2 | | P1 (kW) | | AMPERE | | Q (m³/h - l/min) | | | | | | | | |
|---|---|---|---|---|---|---|---|---|---|---|---|---|---|---|---|---|
| 1~ | 3~ | | | | | 1~ | 3~ | 0 | 2,4 | 3,6 | 4,8 | 6 | 7,2 | 8,4 | 9,6 | 10,2 |
| | | | | | | | | 0 | 40 | 60 | 80 | 100 | 120 | 140 | 160 | 170 |
| | | (HP) | (kW) | 1~ | 3~ | 1x230 V 50 Hz | 3x400 V 50 Hz | H (m) | | | | | | | | |
| **U 7-100/2** | **U 7-100/2T** | 1 | 0,75 | 0,97 | 0,9 | 4,4 | 1,7 | 24,8 | 23,4 | 22,0 | 20,5 | 18,7 | 16,3 | 13,6 | 10,2 | 8 ,3 |
| **U 7-120/3** | **U 7-120/3T** | 1,2 | 0,9 | 1,32 | 1,3 | 5,9 | 2,6 | 36,7 | 34,0 | 32,0 | 29,6 | 26,5 | 23,0 | 18,6 | 13,8 | 11,0 |
| **U 7-180/4** | **U 7-180/4T** | 1,8 | 1,3 | 1,83 | 1,71 | 8, 3 | 3,2 | 49,5 | 47,4 | 45,3 | 42,5 | 39,2 | 34 ,8 | 29,4 | 22,6 | 16,9 |
| **U 7-250/5** | **U 7-250/5T** | 2,5 | 1,85 | 2,39 | 2,15 | 10,9 | 4,2 | 62,6 | 60,6 | 58,2 | 55 ,1 | 51,1 | 45,8 | 39,0 | 29,8 | 21,5 |
| **U 7-300/6** | **U 7-300/6T** | 3 | 2,2 | 2,68 | 2,63 | 12,2 | 5 | 74,8 | 71,5 | 68,3 | 64,5 | 59,3 | 53,0 | 44,6 | 34,5 | 26,7 |
| **-** | **U 7-350/7T** | 3,5 | 2,57 | - | 3,04 | - | 5,5 | 87,2 | 83,3 | 79,3 | 74,6 | 68,9 | 61,9 | 52,5 | 41,0 | 32,2 |

| TYPE | | P2 | | P1 (kW) | | AMPERE | | Q (m³/h - l/min) | | | | | | | | | | |
|---|---|---|---|---|---|---|---|---|---|---|---|---|---|---|---|---|---|---|
| 1~ | 3~ | | | | | 1~ | 3~ | 0 | 3,6 | 4,8 | 6 | 7,2 | 8,4 | 9,6 | 10,8 | 12 | 13,2 | 14,4 |
| | | | | | | | | 0 | 60 | 80 | 100 | 120 | 140 | 160 | 180 | 200 | 220 | 240 |
| | | (HP) | (kW) | 1~ | 3~ | 1x230 V 50 Hz | 3x400 V 50 Hz | H (m) | | | | | | | | | | |
| **U 9-100/2** | **U 9-100/2T** | 1 | 0,75 | 0,98 | 0,92 | 4,4 | 1,7 | 23,0 | 20,9 | 20,0 | 19,1 | 17,9 | 16,6 | 15,0 | 13,2 | 11,1 | 8,9 | 6,5 |
| **U 9-150/3** | **U 9-150/3T** | 1,5 | 1,1 | 1,43 | 1,38 | 6,7 | 2,8 | 35,2 | 32,6 | 31,5 | 30,3 | 28,8 | 26,9 | 24,5 | 21,5 | 18,3 | 14,7 | 10,8 |
| **U 9-200/4** | **U 9-200/4T** | 2 | 1,5 | 1,88 | 1,77 | 8,4 | 3,3 | 47,1 | 43,5 | 42,0 | 40,5 | 38,3 | 35,7 | 32,4 | 28,4 | 23,8 | 18,9 | 13,3 |
| **U 9-250/5** | **U 9-250/5T** | 2,5 | 1,85 | 2,32 | 2,18 | 10,6 | 4,3 | 59,2 | 54,4 | 52,4 | 50,4 | 47,9 | 44,8 | 40,5 | 35,5 | 29,8 | 23,5 | 16,3 |

| TYPE | | P2 | | P1 (kW) | A | Q (m³/h - l/min) | | | | | | | | | | | | | | | | |
|---|---|---|---|---|---|---|---|---|---|---|---|---|---|---|---|---|---|---|---|---|---|---|
| 3~ | | | | | 3~ | 0 | 6 | 7,2 | 8,4 | 9,6 | 10,8 | 12 | 13,2 | 14,4 | 15,6 | 16,8 | 18 | 19,2 | 20,4 | 21,6 | 22,8 | 24 | 25,2 |
| | | | | | | 0 | 100 | 120 | 140 | 160 | 180 | 200 | 220 | 240 | 260 | 280 | 300 | 320 | 340 | 360 | 380 | 400 | 420 |
| | | (HP) | (kW) | 3~ | 3x400 V 50 Hz | H (m) | | | | | | | | | | | | | | | | |
| **U 18-180/2T** | | 1,8 | 1,3 | 1,52 | 3 | 23,1 | 21,4 | 21,0 | 20,5 | 19,9 | 19,2 | 18,4 | 17,6 | 16,7 | 15,7 | 14,7 | 13,5 | 12,1 | 10,9 | 9,7 | 8,3 | 7,0 | 5,5 |
| **U 18-250/3T** | | 2,5 | 1,85 | 2,19 | 4,3 | 35,0 | 32,7 | 32,2 | 31,4 | 30,5 | 29,5 | 28,3 | 26,7 | 25,5 | 24,3 | 22,8 | 21,2 | 19,3 | 17,3 | 15,1 | 12,9 | 10,8 | 8,7 |
| **U 18-400/4T** | | 4 | 3 | 2,99 | 5,5 | 47,2 | 44,6 | 44,1 | 43,3 | 42,4 | 41,2 | 40,0 | 38,5 | 36,7 | 34,9 | 32,9 | 30,5 | 27,9 | 25,3 | 22,7 | 20,0 | 17,1 | 14,3 |

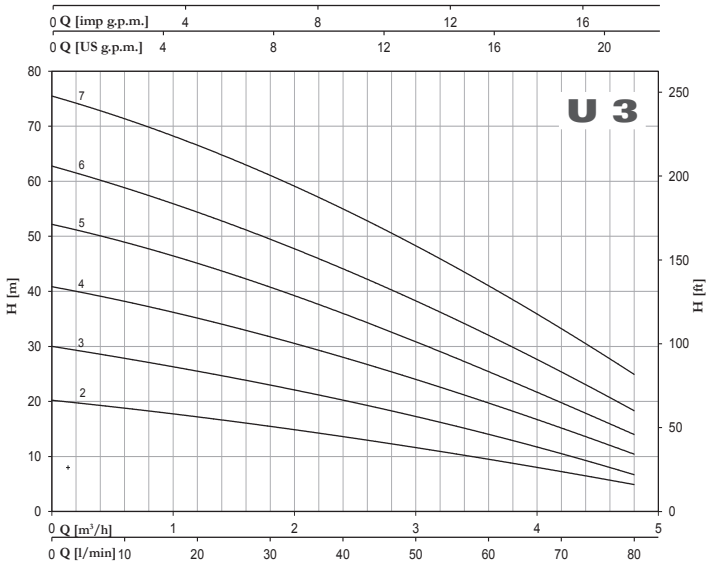
U 3
Q [imp g.p.m.]
Q [US g.p.m.]
H [m]
H [ft]
Q [m³/h]
Q [l/min]

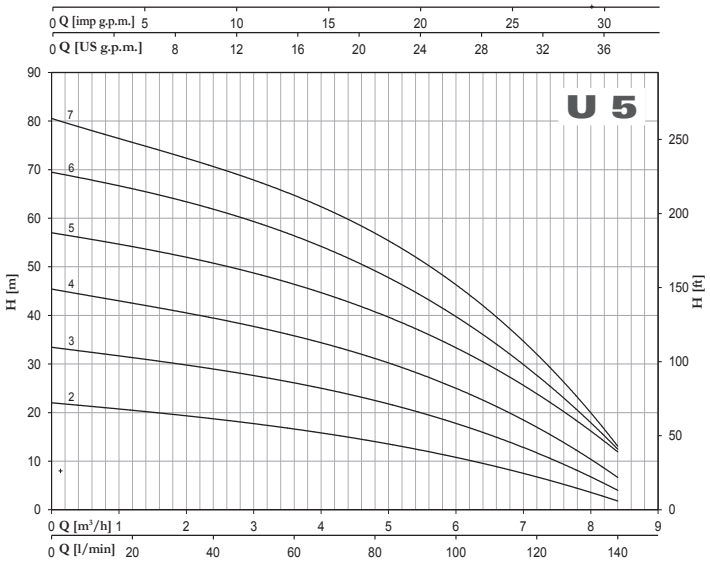
U 5
Q [imp g.p.m.]
Q [US g.p.m.]
H [m]
H [ft]
Q [m³/h]
Q [l/min]

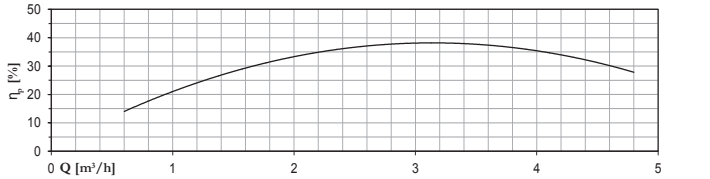
η_p [%]
Q [m³/h]

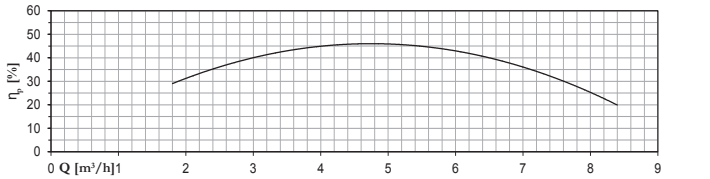
η_p [%]
Q [m³/h]

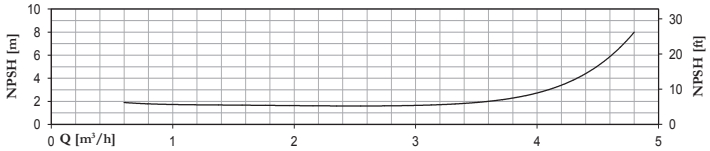
NPSH [m]
NPSH [ft]
Q [m³/h]

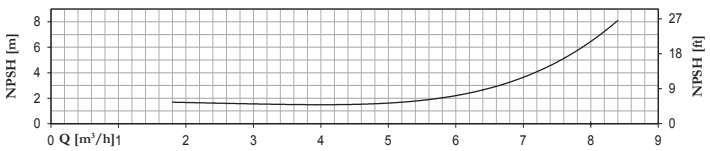
NPSH [m]
NPSH [ft]
Q [m³/h]

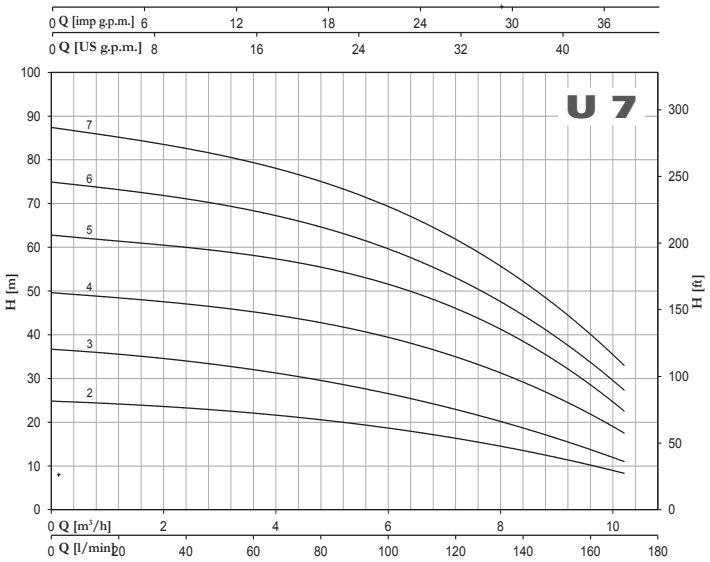
U 7
Q [imp g.p.m.]
Q [US g.p.m.]
H [m]
H [ft]
Q [m³/h]
Q [l/min]

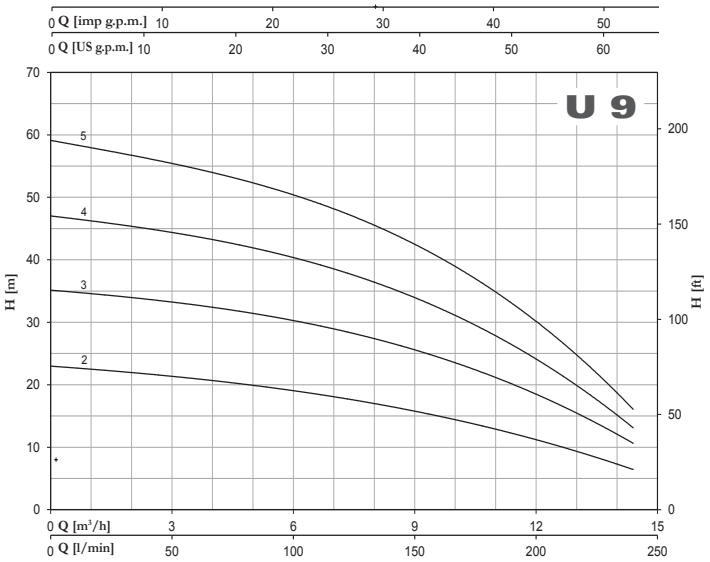
U 9
Q [imp g.p.m.]
Q [US g.p.m.]
H [m]
H [ft]
Q [m³/h]
Q [l/min]

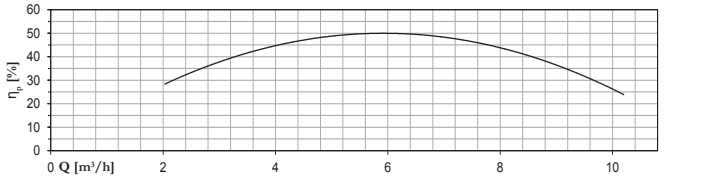
η_p [%]
Q [m³/h]

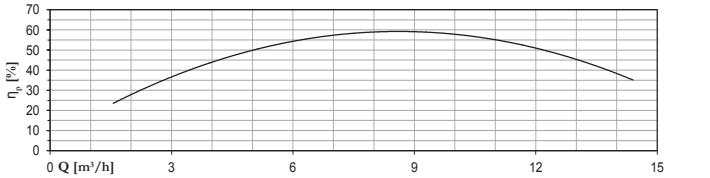
η_p [%]
Q [m³/h]

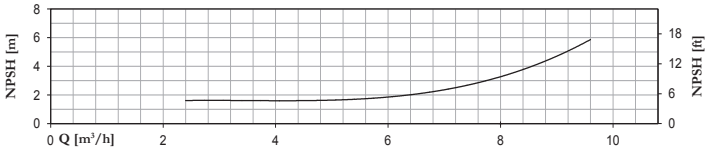
NPSH [m]
NPSH [ft]
Q [m³/h]

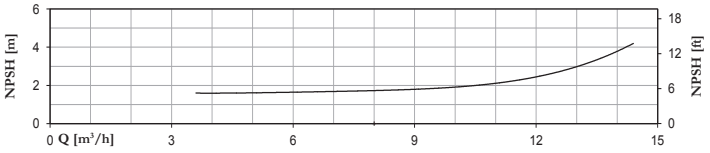
NPSH [m]
NPSH [ft]
Q [m³/h]

# ULTRA

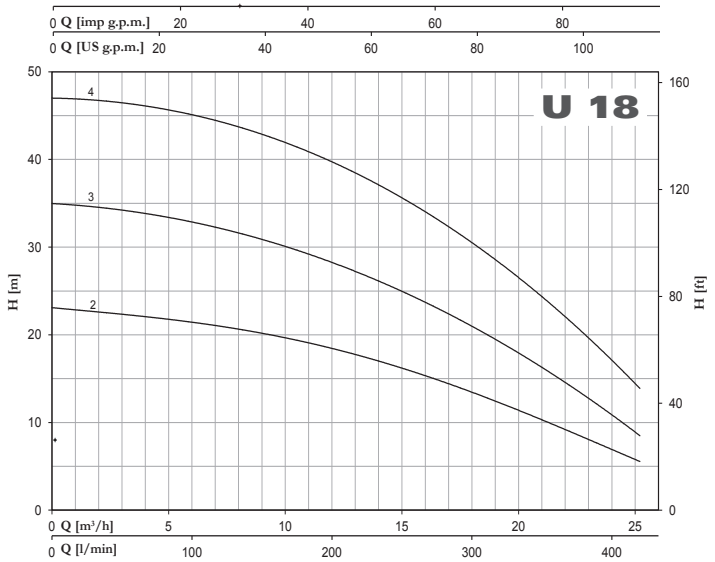


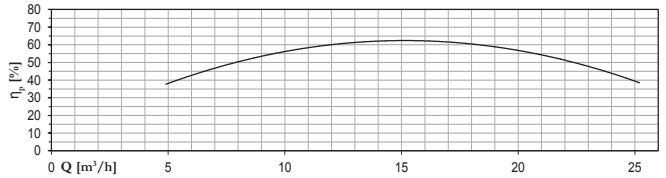


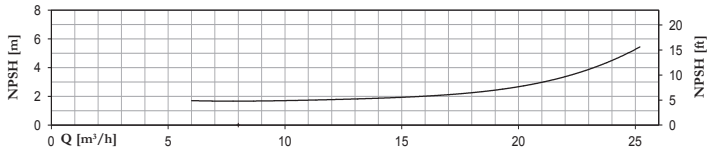


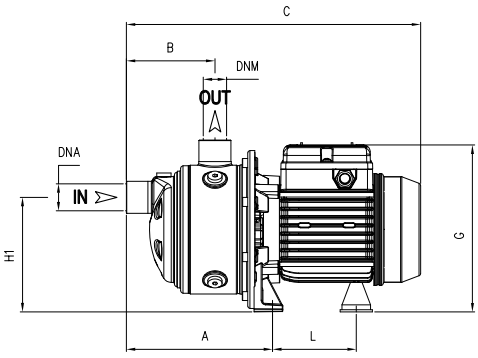


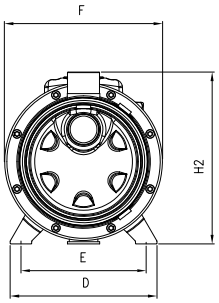


| TYPE | DIMENSIONS (mm) | | | | | | | | | | Kg | | DNA | DNM |
|---|---|---|---|---|---|---|---|---|---|---|---|---|---|---|
| | A | B | C | D | E | F | G | L | H1 | H2 | | | | |
| **U 3-50/2** | 166.8 | 103 | 333 | 164 | 140 | 178 | 190 | 93.7 | 128 | 192 | 6,5 | T 6 | 1″ G | 1″ G |
| **U 3-70/3** | 166.8 | 103 | 333 | 164 | 140 | 178 | 190 | 93.7 | 128 | 192 | 7 | | | |
| **U 3-90/4** | 190.8 | 127 | 357 | 164 | 140 | 178 | 190 | 93.7 | 128 | 192 | 8,5 | | | |
| **U 3-100/5** | 214.8 | 151 | 404 | 164 | 140 | 178 | 203 | 104.7 | 128 | 192 | 10,5 | | | |
| **U 3-120/6** | 238.8 | 175 | 428 | 164 | 140 | 178 | 203 | 104.7 | 128 | 192 | 11,5 | | | |
| **U 3-150/7** | 262,8 | 199 | 513 | 164 | 140 | 201 | 211 | 128.2 | 134 | 198 | 14,5 | T 14 | | |
| **U 5-70/2** | 166.8 | 103 | 333 | 164 | 140 | 178 | 195 | 93.7 | 128 | 192 | 7 | | | |
| **U 5-80/3** | 166.8 | 103 | 357 | 164 | 140 | 178 | 203 | 93.7 | 128 | 192 | 9,5 | T 10,5 | | |
| **U 5-120/4** | 190.8 | 127 | 380 | 164 | 140 | 178 | 203 | 104.7 | 128 | 192 | 11 | | | |
| **U 5-150/5** | 214.8 | 151 | 466 | 164 | 140 | 201 | 211 | 128.2 | 134 | 198 | 13,5 | | | |
| **U 5-180/6** | 238.8 | 175 | 489 | 164 | 140 | 201 | 211 | 128.2 | 134 | 198 | 15 | T 14 | | |
| **U 5-200/7** | 262.8 | 199 | 513 | 164 | 140 | 201 | 211 | 128.2 | 134 | 198 | 15,5 | T 15 | | |

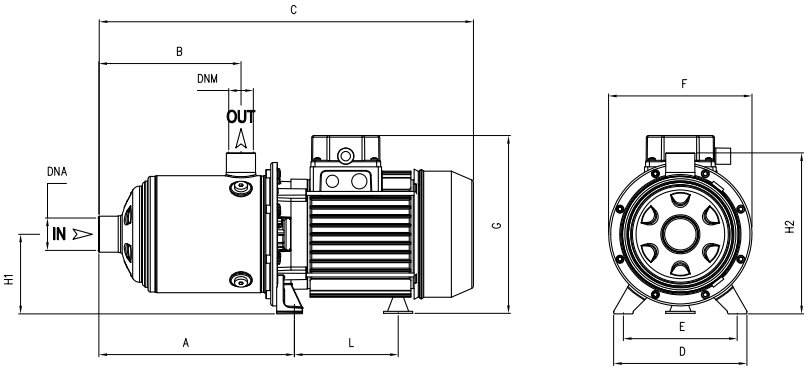


| TYPE | DIMENSIONS (mm) | | | | | | | | | | Kg | | DNA | DNM |
|---|---|---|---|---|---|---|---|---|---|---|---|---|---|---|
| | A | B | C | D | E | F | G | L | H1 | H2 | | | | |
| **U 7-100/2** | 166.8 | 103 | 356 | 164 | 140 | 178 | 203 | 104.7 | 92 | 192 | 10 | | 1"1/4 G | 1" G |
| **U 7-120/3** | 166.8 | 103 | 356 | 164 | 140 | 178 | 203 | 104.7 | 92 | 192 | 10,5 | | | |
| **U 7-180/4** | 190.8 | 127 | 441 | 164 | 140 | 201 | 211 | 128.2 | 98 | 198 | 14 | T 13 | | |
| **U 7-250/5** | 214.8 | 151 | 466 | 164 | 140 | 201 | 211 | 128.2 | 98 | 198 | 16 | T 15 | | |
| **U 7-300/6** | 238.8 | 175 | 543<br>T 489 | 164 | 140 | 201 | 229<br>T 211 | 148.2<br>T 128.2 | 103<br>T 98 | 203<br>T 198 | 18 | T 16 | | |
| **U 7-350/7** | 262.8 | 199 | 567 | 164 | 140 | 201 | 229 | 148.2 | 103 | 203 | 21,5 | | | |
| **U 9-100/2** | 185.8 | 118 | 375 | 164 | 140 | 178 | 203 | 104,7 | 98 | 192 | 10 | | 1"1/2 G | 1"1/4 G |
| **U 9-150/3** | 185.8 | 118 | 405 | 164 | 140 | 201 | 211 | 128.2 | 98 | 198 | 13 | | | |
| **U 9-200/4** | 215.8 | 148 | 466 | 164 | 140 | 201 | 211 | 128.2 | 98 | 198 | 15 | T 14 | | |
| **U 9-250/5** | 245.8 | 178 | 494 | 164 | 140 | 201 | 211 | 128.2 | 98 | 198 | 16 | T 15,5 | | |
| **U 18-180/2T** | 201 | 141 | 462 | 164 | 140 | 201 | 211 | 128.2 | 98 | 198 | 13 | | 2" G | 1"1/2 G |
| **U 18-250/3T** | 238.5 | 141 | 462 | 164 | 140 | 201 | 211 | 128.2 | 98 | 198 | 15 | | | |
| **U 18-400/4T** | 276 | 178.5 | 554 | 164 | 140 | 201 | 229 | 148,2 | 103 | 203 | 24 | | | |

| | TYPE | TRUCK | | CONTAINER | |
|---|---|---|---|---|---|
| | | PALLET (cm) | N° pumps | PALLET (cm) | N° pumps |
| | **U 3-50/2-90/4** | 80X120X150 | 84 | 80X120X175 | 96 |
| | **U 3-100/5-120/6** | 85X110X160 | 70 | 85X110X185 | 80 |
| | **U 3-150/7** | 80X120X150 | 42 | 80X120X175 | 49 |
| | **U 5-70/2** | 80X120X150 | 84 | 80X120X175 | 96 |
| | **U 5-80/3-120/4** | 85X110X160 | 70 | 85X110X185 | 80 |
| | **U 5-150/5** | 90X110X150 | 54 | 90X110X170 | 63 |
| | **U 5-180/6-200/7** | 80X120X150 | 42 | 80X120X175 | 49 |
| | **U 7-100/2-120/3** | 85X110X160 | 70 | 85X110X185 | 80 |
| | **U 7-180/4-250/5** | 90X110X150 | 54 | 90X110X170 | 63 |
| | **U 7-300/6T** | 80X120X150 | 42 | 80X120X175 | 49 |
| | **U 7-300/6 M-350/7T** | 80X120X145 | 35 | 80X120X170 | 42 |
| | **U 9-100/2** | 85X110X160 | 70 | 85X110X185 | 80 |
| | **U 9-150/3-200/4** | 90X110X150 | 54 | 90X110X170 | 63 |
| | **U 9-250/5** | 80X120X150 | 42 | 80X120X175 | 49 |
| | **U 18-180/2-250/3** | 90X110X150 | 54 | 90X110X170 | 63 |
| | **U 18-400/4** | 80X120X145 | 35 | 80X120X170 | 42 |

# ULTRA V/L

ULTRA V

ULTRA 3-5-7 L

ULTRA 9-18 L

Pompe centrifughe multistadio verticali. Adatte alla movimentazione di liquidi non carichi; sistemi di presurizzazione; irrigazione; acque potabili o con glicole in soluzione; trattamento acque; industria alimentare; riscaldamento e condizionamento; sistemi di lavaggio.

Stainless steel multistage vertical pumps. Pumping of clean non-loaded fluids; pressurizing system; irrigation; drinking and glycol water; water treatment; food industry; heating and air conditioning; washing system.

Bombas centrífugas multietapas verticales. Bombeo de líquidos químicamente y mecánicamente no agresivos; sistemas de presurización; riegos; agua potable o con glycol; tratamientos del agua; industria alimenticia; calefacción y refrigeración; sistemas de lavado.

Pompes centrifuges multicellulaires verticales. Pompage d'eaux propres non chargées; groupes de surpression; irrigation; eau potable ou solution de glycol; traitement des eaux; industrie alimentaire; chauffage et climatisation; stations de lavage auto.

| CARATTERISTICHE COSTRUTTIVE / CONSTRUCTION FEATURES<br>CARACTERÍSTICAS CONSTRUCTIVAS / CARACTÉRISTIQUES D'EXÉCUTION | |
|---|---|
| **Corpo pompa**<br>**Pump body**<br>**Cuerpo bomba**<br>**Corps de pompe** | ghisa<br>cast iron<br>fundición<br>fonte |
| **Supporto motore**<br>**Motor bracket**<br>**Soporte motor**<br>**Support moteur** | ghisa<br>cast iron<br>fundición<br>fonte |
| **Giranti, diffusori**<br>**Impellers, diffusers**<br>**Rodetes, difusores**<br>**Turbines, diffuseurs** | Noryl® |
| **Camicia, albero motore**<br>**Shell, motor shaft**<br>**Camisa, eje motor**<br>**Chemise, arbre moteur** | acciaio cromo-nickel AISI 304<br>stainless steel AISI 304<br>acero cromo-níquel AISI 304<br>acier chrome-nickel AISI 304 |
| **Tenuta meccanica** | ceramica-grafite ≤ 6 giranti<br>grafite-carburo di silicio ≥ 7 giranti |
| **Mechanical seal** | ceramic-graphite ≤ 6 impellers<br>graphite-silicon carbide ≥ 7 impellers |
| **Sello mecánico** | cerámica-grafito ≤ 6 rodetes<br>grafito-carburo de silicio ≥ 7 rodetes |
| **Garniture mécanique** | céramique-graphite ≤ 6 turbines<br>graphite-carbure de silicium ≥ 7 turbines |
| **Cuscinetto intermedio guida albero**<br>**Intermediate shaft guiding stage bush**<br>**Cojinete intermedio guía-eje**<br>**Douilles étage de guidage intermédiarie** | ceramica-carburo di tungsteno<br>ceramic-tungsten carbide<br>ceramica-carburo de tungsteno<br>céramique-carbure de tungstène |
| **Temperatura ambiente**<br>**Ambient temperature**<br>**Temperatura del ambiente**<br>**Température ambiante** | max 40 °C |
| **Temperatura del liquido**<br>**Liquid temperature**<br>**Temperatura del liquído**<br>**Température du liquide** | +5 ÷ +35 °C |
| **Pressione max di esercizio**<br>**Max operating pressure**<br>**Presión max de trabajo**<br>**Pression max de fonctionnement** | 8 bar ≤ 6 giranti; 14 bar ≥ 7 giranti<br>8 bar ≤ 6 impellers; 14 bar ≥ 7 impellers<br>8 bar ≤ 6 rodetes; 14 bar ≥ 7 rodetes<br>8 bar ≤ 6 turbines; 14 bar ≥ 7 turbines |
| **Guarnizione corpo pompa**<br>**Pump body gasket**<br>**Guarniciones cuerpo bomba**<br>**Joint corps de pompe** | EPDM |
| **MOTORE / MOTOR / MOTOR / MOTEUR** | |
| **Motore 2 poli a induzione**<br>**2 pole induction motor**<br>**Motor de 2 polos a inducción**<br>**Moteur à induction à 2 pôles** | 3~ 230/400V-50Hz P ≤ 4kW<br>3~ 400/690V-50Hz P > 4kW<br>1~ 230V-50Hz<br>(con termoprotettore fino a 1,85kW<br>with thermal protection up to 1,85 kW<br>con protección térmica hasta 1,85 kW<br>avec protection thermique jusqu'à 1,85 kW) |
| **Classe di isolamento**<br>**Insulation class**<br>**Clase de aislamiento**<br>**Classe d'isolation** | F |
| **Grado di protezione**<br>**Protection degree**<br>**Grado de protección**<br>**Protection** | IPX4<br>IPX5 ≥ 4,5 HP |

**U 3 V/ L - 100/5 T**

- T — 3~
- 5 — No. of impellers
- 100 — nominal power HPx100
- L — "**L**": vertical with in-line inlet and outlet
- V — "**V**": vertical with overlapped inlet and outlet
- 3 — nominal flow-rate m³/h
- U — type

# ULTRA LG

Pompe centrifughe multistadio verticali. Adatte alla movimentazione di liquidi non carichi; sistemi di presurizzazione; irrigazione; acque potabili o con glicole in soluzione; trattamento acque; industria alimentare; riscaldamento e condizionamento; sistemi di lavaggio.

Stainless steel multistage vertical pumps. Pumping of clean non-loaded fluids; pressurizing system; irrigation; drinking and glycol water; water treatment; food industry; heating and air conditioning; washing system.

Bombas centrífugas multietapas verticales. Bombeo de líquidos químicamente y mecánicamente no agresivos; sistemas de presurización; riegos; agua potable o con glycol; tratamientos del agua; industria alimenticia; calefacción y refrigeración; sistemas de lavado.

Pompes centrifuges multicellulaires verticales. Pompage d'eaux propres non chargées; groupes de surpression; irrigation; eau potable ou solution de glycol; traitement des eaux; industrie alimentaire; chauffage et climatisation; stations de lavage auto.

| CARATTERISTICHE COSTRUTTIVE / CONSTRUCTION FEATURES<br>CARACTERÍSTICAS CONSTRUCTIVAS / CARACTÉRISTIQUES D'EXÉCUTION | |
|---|---|
| **Corpo pompa**<br>**Pump body**<br>**Cuerpo bomba**<br>**Corps de pompe** | ghisa<br>cast iron<br>fundición<br>fonte |
| **Supporto motore**<br>**Motor bracket**<br>**Soporte motor**<br>**Support moteur** | ghisa<br>cast iron<br>fundición<br>fonte |
| **Giranti, diffusori**<br>**Impellers, diffusers**<br>**Rodetes, difusores**<br>**Turbines, diffuseurs** | Noryl® |
| **Camicia, albero motore**<br>**Shell, motor shaft**<br>**Camisa, eje motor**<br>**Chemise, arbre moteur** | acciaio cromo-nickel AISI 304<br>stainless steel AISI 304<br>acero cromo-níquel AISI 304<br>acier chrome-nickel AISI 304 |
| **Tenuta meccanica**<br>**Mechanical seal**<br>**Sello mecánico**<br>**Garniture mécanique** | ceramica-grafite ≤ 6 giranti<br>grafite-carburo di silicio ≥ 7 giranti<br>ceramic-graphite ≤ 6 impellers<br>graphite-silicon carbide ≥ 7 impellers<br>cerámica-grafito ≤ 6 rodetes<br>grafito-carburo de silicio ≥ 7 rodetes<br>céramique-graphite ≤ 6 turbines<br>graphite-carbure de silicium ≥ 7 turbines |
| **Cuscinetto intermedio guida albero**<br>**Intermediate shaft guiding stage bush**<br>**Cojinete intermedio guía-eje**<br>**Douilles étage de guidage intermédiarie** | ceramica-carburo di tungsteno<br>ceramic-tungsten carbide<br>ceramica-carburo de tungsteno<br>céramique-carbure de tungstène |
| **Temperatura ambiente**<br>**Ambient temperature**<br>**Temperatura del ambiente**<br>**Température ambiante** | max 40 °C |
| **Temperatura del liquido**<br>**Liquid temperature**<br>**Temperatura del liquído**<br>**Température du liquide** | +5 ÷ +35 °C |
| **Pressione max di esercizio**<br>**Max operating pressure**<br>**Presión max de trabajo**<br>**Pression max de fonctionnement** | 14 bar |
| **Guarnizione corpo pompa**<br>**Pump body gasket**<br>**Guarniciones cuerpo bomba**<br>**Joint corps de pompe** | EPDM |
| **MOTORE / MOTOR / MOTOR / MOTEUR** | |
| **Motore 2 poli a induzione**<br>**2 pole induction motor**<br>**Motor de 2 polos a inducción**<br>**Moteur à induction à 2 pôles** | 3~ 400/690V-50Hz |
| **Classe di isolamento**<br>**Insulation class**<br>**Clase de aislamiento**<br>**Classe d'isolation** | F |
| **Grado di protezione**<br>**Protection degree**<br>**Grado de protección**<br>**Protection** | IPX5 |

**U 18 S V/ X/ G - 920/10 T**

- T: 3~
- 10: No. of impellers
- 920: nominal power HPx100
- G: joint
- X: stainless steel pump body (without "**X**": cast iron)
- V: "**V**": vertical with overlapped inlet and outlet; "**L**": vertical with in-line inlet and outlet
- S: stainless steel hydraulic part
- 18: nominal flow-rate m³/h
- U: type

# ULTRA V/L

| TYPE | | P2 | | P1 (kW) | | AMPERE | | Q (m³/h - l/min) | | | | | | |
|---|---|---|---|---|---|---|---|---|---|---|---|---|---|---|
| 1~ | 3~ | | | | | 1~ | 3~ | 0 | 0,6 | 1,2 | 1,8 | 2,4 | 3,6 | 4,8 |
| | | | | | | | | 0 | 10 | 20 | 30 | 40 | 60 | 80 |
| | | (HP) | (kW) | 1~ | 3~ | 1x230 V 50 Hz | 3x400 V 50 Hz | H (m) | | | | | | |
| **U 3...- 100/5** | **U 3...-100/5T** | 1 | 0,75 | 1,1 | 1 | 4,8 | 1,9 | 52,2 | 48,9 | 45,1 | 40,8 | 36,0 | 25,4 | 14,0 |
| **U 3...-120/6** | **U 3...-120/6T** | 1,2 | 0,9 | 1,2 | 1,2 | 5,6 | 2,6 | 62,8 | 58,7 | 54,5 | 49,6 | 43,9 | 32,1 | 18,3 |
| **U 3... -150/7** | **U 3... -150/7T** | 1,5 | 1,1 | 1,5 | 1,5 | 7,1 | 2,9 | 75,5 | 71,3 | 66,6 | 61,2 | 54,8 | 41,1 | 24,9 |
| **U 3...- 180/8** | **U 3...-180/8T** | 1,8 | 1,3 | 1,7 | 1,6 | 7,5 | 3 | 85,2 | 80,6 | 75,1 | 69,3 | 61,9 | 45,2 | 26,9 |
| **U 3...-200/9** | **U 3...-200/9T** | 2 | 1,5 | 1,9 | 1,8 | 8,4 | 3,3 | 95,8 | 92,2 | 86,3 | 78,9 | 70,7 | 52,7 | 30,8 |
| **U 3... -250/10** | **U 3... -250/10T** | 2,5 | 1,8 | 2,1 | 2 | 10 | 4,1 | 108,4 | 102,9 | 96,5 | 88,2 | 79,7 | 58,3 | 34,1 |
| **U 3...-280/11** | **U 3...-280/11T** | 2,8 | 2,1 | 2,3 | 2,2 | 10,5 | 4,3 | 119,0 | 112,3 | 104,4 | 95,3 | 85,6 | 62,7 | 37,3 |
| **U 3...-300/12** | **U 3...-300/12T** | 3 | 2,2 | 2,5 | 2,4 | 11 ,2 | 4,7 | 128,9 | 121,5 | 113,0 | 103,5 | 92,2 | 67,9 | 40,5 |

| TYPE | | P2 | | P1 (kW) | | AMPERE | | Q (m³/h - l/min) | | | | | | | |
|---|---|---|---|---|---|---|---|---|---|---|---|---|---|---|---|
| 1~ | 3~ | | | | | 1~ | 3~ | 0 | 1,8 | 2,4 | 3,6 | 4,8 | 6 | 7,2 | 8,4 |
| | | | | | | | | 0 | 30 | 40 | 60 | 80 | 100 | 120 | 140 |
| | | (HP) | (kW) | 1~ | 3~ | 1x230 V 50 Hz | 3x400 V 50 Hz | H (m) | | | | | | | |
| **U 5...-120/4** | **U 5...-120/4T** | 1,2 | 0,9 | 1,13 | 1,13 | 5,2 | 2,5 | 45,3 | 41,3 | 39,6 | 35,6 | 30,8 | 24,9 | 17,6 | 6,4 |
| **U 5...-150/5** | **U 5...-150/5T** | 1,5 | 1,1 | 1,47 | 1,39 | 6,8 | 2,8 | 56,8 | 53,0 | 51,0 | 46,1 | 40,1 | 33,3 | 24,8 | 11,5 |
| **U 5...-180/6** | **U 5...-180/6T** | 1,8 | 1,3 | 1,7 | 1,62 | 7,7 | 3 | 69,3 | 64,4 | 62,0 | 55,6 | 48,2 | 39,6 | 28,8 | 12,0 |
| **U 5...-200/7** | **U 5...-200/7T** | 2 | 1,5 | 2,0 | 1,86 | 9 | 3,4 | 80,3 | 73,6 | 71,0 | 64,5 | 56,1 | 46,0 | 33,4 | 12,5 |
| **U 5...-250/8** | **U 5...-250/8T** | 2,5 | 1,87 | 2,37 | 2,17 | 10,7 | 4,1 | 91,4 | 85,0 | 81,8 | 74,3 | 65,5 | 54,7 | 40,4 | 19,1 |
| **U 5...-280/9** | **U 5...-280/9T** | 2,8 | 2,1 | 2,6 | 2,4 | 11,7 | 4,4 | 102,1 | 94,6 | 90,7 | 81,6 | 71,0 | 58,5 | 42,3 | 20,1 |
| **U 5...-300/10** | **U 5...-300/10T** | 3 | 2,2 | 2,84 | 2,73 | 12,8 | 4,9 | 112,7 | 103,9 | 99,9 | 89,8 | 78,2 | 64,0 | 46,4 | 21,0 |
| **U 5...-350/11** | **U 5...-350/11T** | 3,5 | 2,57 | 3,0 | 2,9 | 13,7 | 5,3 | 122,0 | 111,2 | 106,3 | 95,6 | 83,1 | 67,6 | 48,2 | 22,0 |
| **-** | **U 5...-380/12T** | 4 | 3 | – | 3,2 | – | 6,0 | 138,4 | 127,2 | 122,4 | 111,7 | 97,3 | 80,4 | 58,8 | 28,9 |

| TYPE | | P2 | | P1 (kW) | | AMPERE | | Q (m³/h - l/min) | | | | | | | | |
|---|---|---|---|---|---|---|---|---|---|---|---|---|---|---|---|---|
| 1~ | 3~ | | | | | 1~ | 3~ | 0 | 2,4 | 3,6 | 4,8 | 6 | 7,2 | 8,4 | 9,6 | 10,2 |
| | | | | | | | | 0 | 40 | 60 | 80 | 100 | 120 | 140 | 160 | 170 |
| | | (HP) | (kW) | 1~ | 3~ | 1x230 V 50 Hz | 3x400 V 50 Hz | H (m) | | | | | | | | |
| **U 7... -180/4** | **U 7...-180/4T** | 1,8 | 1,3 | 1,83 | 1,71 | 8,3 | 3,2 | 49,5 | 47,4 | 45,3 | 42,5 | 39,2 | 34,8 | 29,4 | 22,6 | 16,9 |
| **U 7...-250/5** | **U 7... -250/5T** | 2,5 | 1,85 | 2,39 | 2,15 | 10,9 | 4,2 | 62,6 | 60,6 | 58,2 | 55,1 | 51,1 | 45,8 | 38,9 | 29,8 | 21,5 |
| **U 7...-300/6** | **U 7...-300/6T** | 3 | 2,2 | 2,68 | 2,63 | 12,2 | 5 | 74,8 | 71,5 | 68,3 | 64,5 | 59,3 | 53,0 | 44,6 | 34,5 | 26,7 |
| **-** | **U 7...-350/7T** | 3,5 | 2,57 | - | 2,8 | - | 5,1 | 87,2 | 83,3 | 79,3 | 74,6 | 68,9 | 61,9 | 52,5 | 41,0 | 32,2 |
| **-** | **U 7... -400/8T** | 4 | 3 | - | 3,1 | - | 5,9 | 99,5 | 96,1 | 92,6 | 87,9 | 81,9 | 74,5 | 64,4 | 51,0 | 43,0 |
| **-** | **U 7...-450/9T** | 4,5 | 3,37 | - | 3,6 | - | 6,5 | 113,2 | 109,7 | 105,4 | 100,1 | 93,5 | 84,8 | 73,6 | 59,6 | 49,0 |
| **-** | **U 7...-550/10T** | 5,5 | 4 | - | 4,0 | - | 7,7 | 127,0 | 123,8 | 119,6 | 114,1 | 106,6 | 97,6 | 86,0 | 70,3 | 61,0 |

| TYPE | | P2 | | P1 (kW) | | AMPERE | | Q (m³/h - l/min) | | | | | | | | | | | |
|---|---|---|---|---|---|---|---|---|---|---|---|---|---|---|---|---|---|---|---|
| 1~ | 3~ | | | | | 1~ | 3~ | 0 | 3,6 | 4,8 | 6 | 7,2 | 8,4 | 9,6 | 10,8 | 12 | 13,2 | 14,4 | 15,6 |
| | | | | | | | | 0 | 60 | 80 | 100 | 120 | 140 | 160 | 180 | 200 | 220 | 240 | 260 |
| | | (HP) | (kW) | 1~ | 3~ | 1x230 V 50 Hz | 3x400 V 50 Hz | H (m) | | | | | | | | | | | |
| **U 9...-200/4** | **U 9...-200/4T** | 2 | 1,5 | 1,88 | 1,77 | 8,4 | 3,3 | 47,1 | 43,5 | 42,0 | 40,5 | 38,3 | 35,7 | 32,4 | 28,4 | 23,8 | 18,9 | 13,3 | 7,3 |
| **U 9...-250/5** | **U 9...-250/5T** | 2,5 | 1,87 | 2,32 | 2,18 | 10,6 | 4,3 | 59,2 | 54,4 | 52,4 | 50,4 | 47,9 | 44,8 | 40,5 | 35,5 | 29,8 | 23,5 | 16,3 | 8,5 |
| **U 9...-300/6** | **U 9...-300/6T** | 3 | 2,2 | 2,74 | 2,64 | 12,2 | 4,8 | 69,4 | 63,7 | 61,4 | 58,8 | 55,6 | 51,6 | 46,5 | 40,3 | 33,5 | 25,4 | 17,0 | 9,0 |
| **-** | **U 9...-400/7T** | 4 | 3 | - | 3,0 | - | 5,8 | 82,0 | 76,0 | 73,7 | 70,9 | 67,5 | 63,0 | 57,0 | 49,7 | 41,0 | 31,2 | 20,1 | 9,5 |
| **-** | **U 9...-450/8T** | 4,5 | 3,37 | - | 3,5 | - | 6,4 | 94,5 | 88,4 | 86,0 | 83,0 | 79,4 | 74,7 | 68,0 | 59,8 | 49,8 | 38,9 | 27,0 | 11,6 |
| **-** | **U 9...-500/9T** | 4,5 | 3,37 | - | 3,9 | - | 6,9 | 105,4 | 98,9 | 96,1 | 92,7 | 88,5 | 82,8 | 75,0 | 65,4 | 54,5 | 41,8 | 28,0 | 12,5 |
| **-** | **U 9...-550/10T** | 5,5 | 4,0 | - | 4,3 | - | 8,1 | 117,6 | 111,0 | 108,4 | 105,3 | 101,1 | 95,1 | 87,2 | 76,7 | 64,8 | 51,2 | 36,4 | 20,1 |

# ULTRA V/L

| TYPE | P2 | | P1 (kW) | A | Q (m³/h - l/min) | | | | | | | | | | | | | | | |
|---|---|---|---|---|---|---|---|---|---|---|---|---|---|---|---|---|---|---|---|---|
| 3~ | | | | 3~ | 0 | 6 | 7,2 | 8,4 | 9,6 | 10,8 | 12 | 13,2 | 14,4 | 15,6 | 16,8 | 18 | 19,2 | 20,4 | 21,6 | 22,8 | 24 |
| | | | | | 0 | 100 | 120 | 140 | 160 | 180 | 200 | 220 | 240 | 260 | 280 | 300 | 320 | 340 | 360 | 380 | 400 |
| | (HP) | (kW) | 3~ | 3x400 V 50 Hz | H (m) | | | | | | | | | | | | | | | | |
| **U 18...-250/3 T** | 2,5 | 1,85 | 2,19 | 4,3 | 34,5 | 32,0 | 31,6 | 30,9 | 30,1 | 29,1 | 28,1 | 26,8 | 25,5 | 24,1 | 22,5 | 20,7 | 18,7 | 16,5 | 14,4 | 12,2 | 10,0 |
| **U 18...-400/4 T** | 4 | 3 | 3,0 | 5,8 | 46,8 | 44,2 | 43,7 | 43,1 | 42,4 | 41,3 | 40,1 | 38,6 | 36,9 | 35,0 | 32,6 | 30,1 | 27,4 | 24,5 | 21,5 | 18,4 | 15,2 |
| **U 18...-450/5 T** | 4,5 | 3,37 | 3,9 | 6,9 | 59,1 | 55,9 | 55,1 | 54,1 | 52,8 | 51,3 | 49,7 | 47,7 | 45,5 | 43,0 | 40,3 | 37,3 | 34,3 | 30,9 | 27,4 | 23,9 | 19,8 |
| **U 18...-550/6 T** | 5,5 | 4 | 4,6 | 8,4 | 71,6 | 68,2 | 67,4 | 66,5 | 65,4 | 63,8 | 61,9 | 59,7 | 57,0 | 54,2 | 51,1 | 47,6 | 43,7 | 39,5 | 34,7 | 29,9 | 25,2 |
| **U 18...-750/8 T** | 7,5 | 5,5 | 6,2 | 11,2 | 96,1 | 92,6 | 91,5 | 90,1 | 88,5 | 86,6 | 84,4 | 81,6 | 78,3 | 74,5 | 69,8 | 64,7 | 59,1 | 53,3 | 46,9 | 40,5 | 34,3 |
| **U 18...-900/9 T** | 10 | 7,5 | 6,9 | 12,8 | 108,0 | 103,6 | 102,3 | 100,8 | 99,0 | 96,9 | 94,1 | 91,1 | 87,5 | 83,0 | 78,3 | 72,6 | 66,2 | 59,6 | 52,6 | 45,5 | 38,3 |

# ULTRA LG

| TYPE | P2 | | P1 (kW) | A | Q (m³/h - l/min) | | | | | | | | | | | | | | | |
|---|---|---|---|---|---|---|---|---|---|---|---|---|---|---|---|---|---|---|---|---|
| 3~ | | | | 3~ | 0 | 6 | 7,2 | 8,4 | 9,6 | 10,8 | 12 | 13,2 | 14,4 | 15,6 | 16,8 | 18 | 19,2 | 20,4 | 21,6 | 22,8 | 24 |
| | | | | | 0 | 100 | 120 | 140 | 160 | 180 | 200 | 220 | 240 | 260 | 280 | 300 | 320 | 340 | 360 | 380 | 400 |
| | (HP) | (kW) | 3~ | 3x400 V 50 Hz | H (m) | | | | | | | | | | | | | | | | |
| **U 18LG-920/10 T** | 10 | 7,5 | 7,7 | 14,0 | 120,7 | 115,6 | 114,5 | 112,7 | 110,4 | 107,4 | 103,9 | 100,3 | 96,0 | 91,2 | 85,5 | 78,3 | 70,8 | 63,1 | 55,5 | 47,5 | 39,1 |
| **U 18LG-1000/11 T** | 10 | 7,5 | 8,3 | 13,6 | 134,3 | 129,0 | 128,2 | 126,8 | 124,7 | 122,1 | 119,1 | 115,0 | 110,6 | 105,7 | 99,6 | 92,1 | 83,6 | 75,7 | 67,3 | 59,1 | 50,7 |

# ULTRA V/L

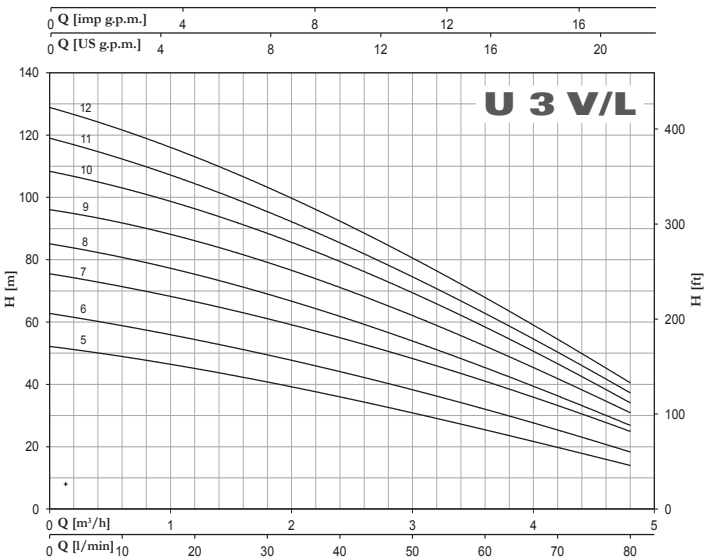


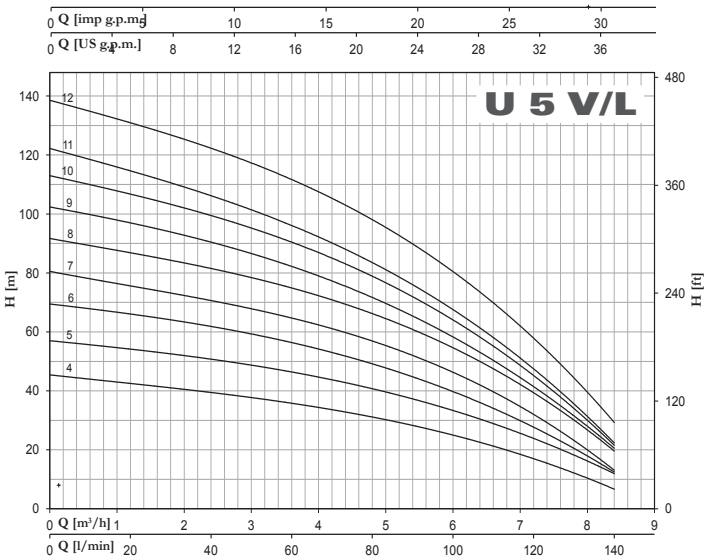


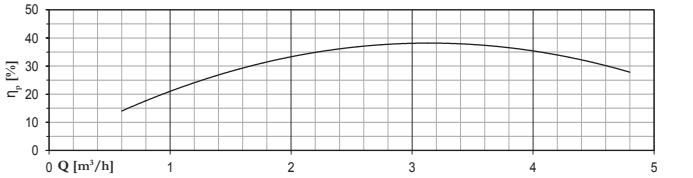


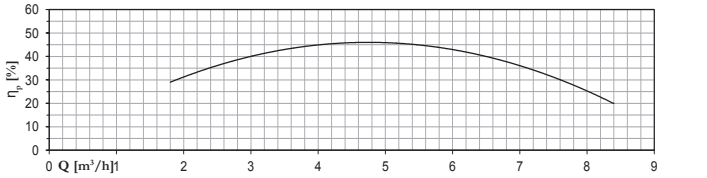


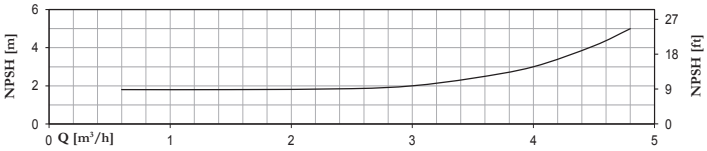


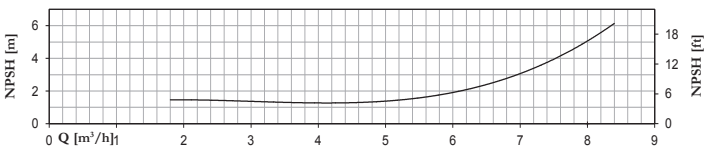

# ULTRA V/L - LG

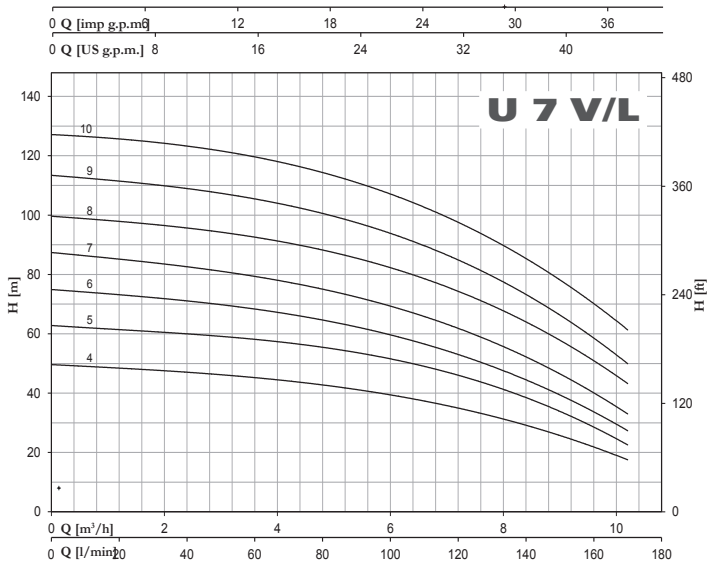
U 7 V/L
Q [imp g.p.m.]
Q [US g.p.m.]
H [m]
H [ft]
Q [m³/h]
Q [l/min]

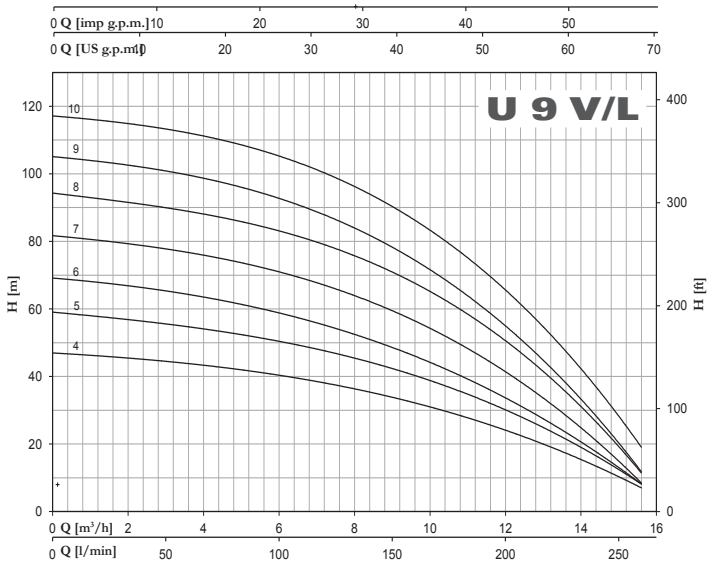
U 9 V/L
Q [imp g.p.m.]
Q [US g.p.m.]
H [m]
H [ft]
Q [m³/h]
Q [l/min]

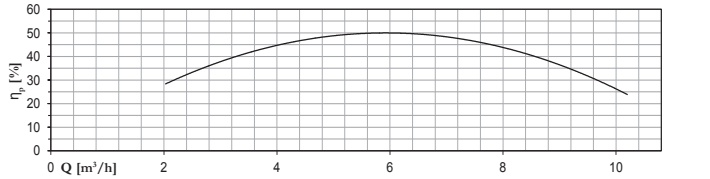
η_p [%]
Q [m³/h]

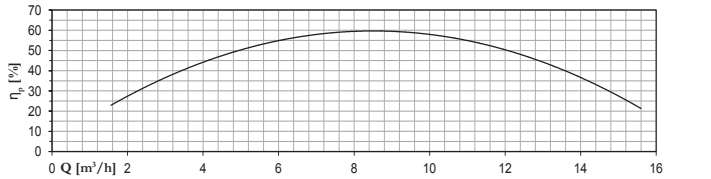
η_p [%]
Q [m³/h]

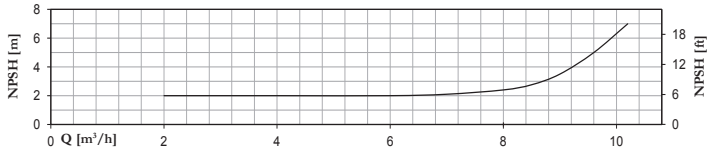
NPSH [m]
NPSH [ft]
Q [m³/h]

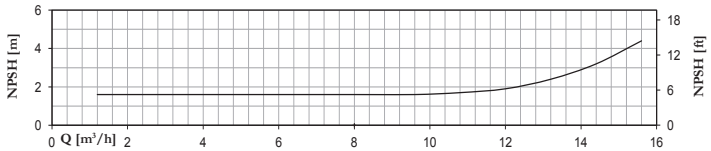
NPSH [m]
NPSH [ft]
Q [m³/h]

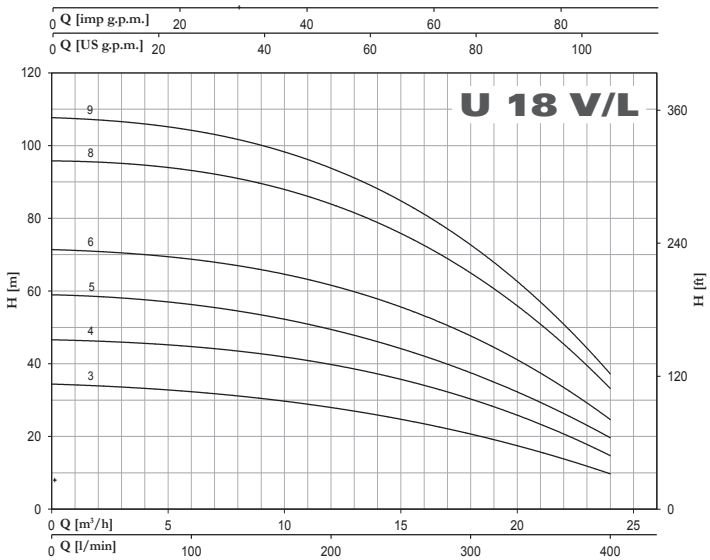
U 18 V/L
Q [imp g.p.m.]
Q [US g.p.m.]
H [m]
H [ft]
Q [m³/h]
Q [l/min]

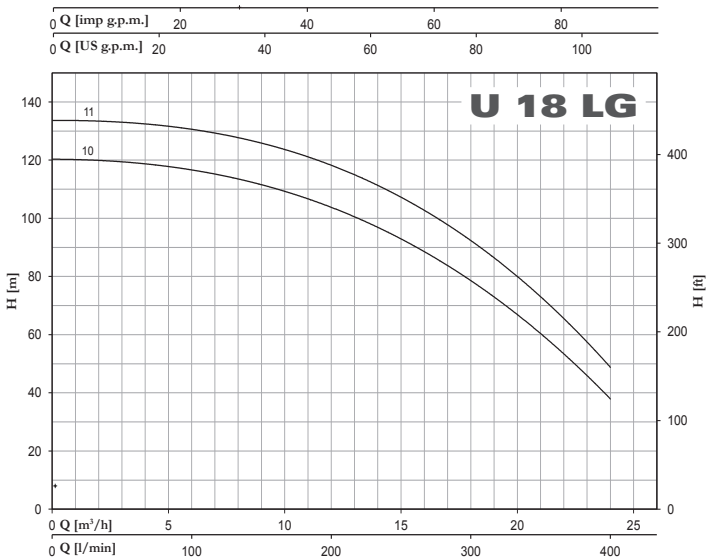
U 18 LG
Q [imp g.p.m.]
Q [US g.p.m.]
H [m]
H [ft]
Q [m³/h]
Q [l/min]

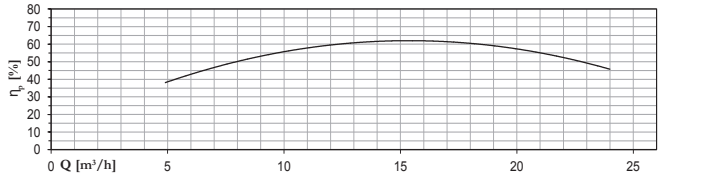
η_p [%]
Q [m³/h]

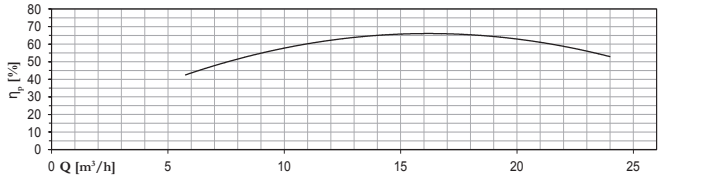
η_p [%]
Q [m³/h]

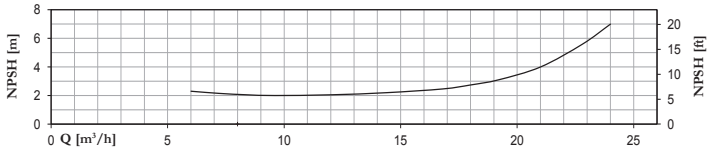
NPSH [m]
NPSH [ft]
Q [m³/h]

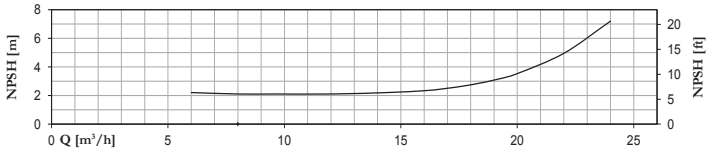
NPSH [m]
NPSH [ft]
Q [m³/h]

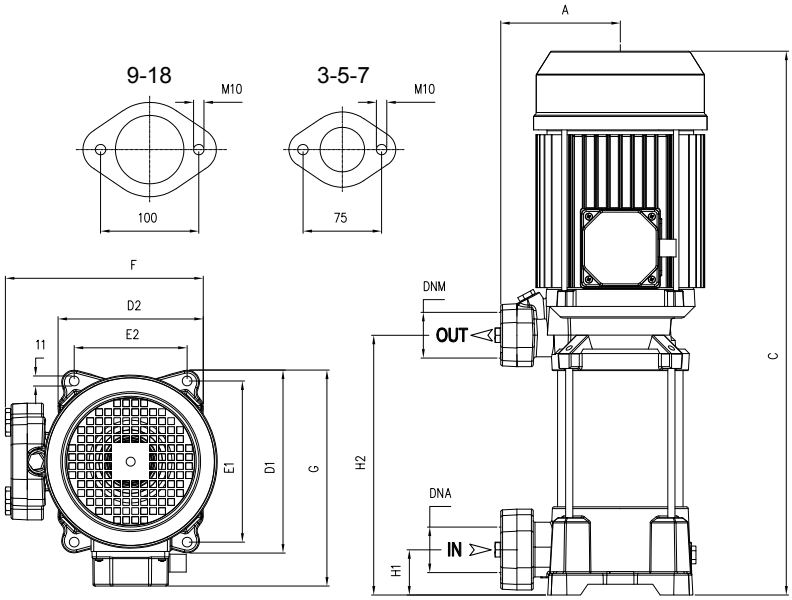


| U 3V | DIMENSIONS (mm) | | | | | | | | | | Kg | | DNA | DNM |
|---|---|---|---|---|---|---|---|---|---|---|---|---|---|---|
| | A | C | D1 | D2 | E1 | E2 | F | G | H1 | H2 | | | | |
| U 3V-100/5 | 135 | 413 | 204 | 162 | 178,5 | 125 | 229 | 213 | 40 | 178 | 17,5 | | 1"1/4G | 1"1/4G |
| U 3V-120/6 | 135 | 437 | 204 | 162 | 178,5 | 125 | 229 | 213 | 40 | 202 | 18 | | | |
| U 3V-150/7 | 135 | 521 | 204 | 162 | 178,5 | 125 | 229 | 220 | 40 | 226 | 21 | T 20,5 | | |
| U 3V-180/8 | 135 | 545 | 204 | 162 | 178,5 | 125 | 229 | 220 | 40 | 250 | 22 | T 21 | | |
| U 3V-200/9 | 135 | 569 | 204 | 162 | 178,5 | 125 | 229 | 220 | 40 | 274 | 23 | T 22 | | |
| U 3V-250/10 | 135 | 593 | 204 | 162 | 178,5 | 125 | 229 | 220 | 40 | 298 | 24 | T 23 | | |
| U 3V-280/11 | 135 | 672<br>T 617 | 204 | 162 | 178,5 | 125 | 229 | 228<br>T 220 | 40 | 322 | 26 | T 23,5 | | |
| U 3V-300/12 | 135 | 696<br>T 641 | 204 | 162 | 178,5 | 125 | 229 | 228<br>T 220 | 40 | 346 | 26,5 | T 24 | | |

| U 5V | DIMENSIONS (mm) | | | | | | | | | | Kg | | DNA | DNM |
|---|---|---|---|---|---|---|---|---|---|---|---|---|---|---|
| | A | C | D1 | D2 | E1 | E2 | F | G | H1 | H2 | | | | |
| U 5V-120/4 | 135 | 389 | 204 | 162 | 178,5 | 125 | 229 | 213 | 40 | 178 | 17,5 | | 1"1/4G | 1"1/4G |
| U 5V-150/5 | 135 | 473 | 204 | 162 | 178,5 | 125 | 229 | 220 | 40 | 202 | 20,5 | T 20 | | |
| U 5V-180/6 | 135 | 497 | 204 | 162 | 178,5 | 125 | 229 | 220 | 40 | 226 | 21,5 | 20,5 | | |
| U 5V-200/7 | 135 | 521 | 204 | 162 | 178,5 | 125 | 229 | 220 | 40 | 250 | 22,5 | T 21,5 | | |
| U 5V-250/8 | 135 | 545 | 204 | 162 | 178,5 | 125 | 229 | 220 | 40 | 274 | 23,5 | T 22,5 | | |
| U 5V-280/9 | 135 | 624<br>T 569 | 204 | 162 | 178,5 | 125 | 229 | 228<br>T 220 | 40 | 298 | 25,5 | T 23 | | |
| U 5V-300/10 | 135 | 648<br>T 593 | 204 | 162 | 178,5 | 125 | 229 | 228<br>T 220 | 40 | 322 | 26 | T 24 | | |
| U 5V-350/11 | 135 | 672 | 204 | 162 | 178,5 | 125 | 229 | 228 | 40 | 346 | 32,5 | T 26 | | |
| U 5V-380/12 | 135 | 696 | 204 | 162 | 178.5 | 125 | 229 | 228 | 40 | 370 | 32,5 | | | |

| U 7V | DIMENSIONS (mm) | | | | | | | | | | Kg | | DNA | DNM |
|---|---|---|---|---|---|---|---|---|---|---|---|---|---|---|
| | A | C | D1 | D2 | E1 | E2 | F | G | H1 | H2 | | | | |
| U 7V-180/4 | 135 | 499 | 204 | 162 | 178,5 | 125 | 229 | 220 | 40 | 178 | 21 | T 20 | 1"1/4G | 1"1/4G |
| U 7V-250/5 | 135 | 473 | 204 | 162 | 178,5 | 125 | 229 | 220 | 40 | 202 | 22,5 | T 21,5 | | |
| U 7V-300/6 | 135 | 552<br>T 497 | 204 | 162 | 178,5 | 125 | 229 | 228<br>T 220 | 40 | 226 | 24,5 | T 23 | | |
| U 7V-350/7 | 135 | 576 | 204 | 162 | 178,5 | 125 | 229 | 228 | 40 | 250 | 28 | | | |
| U 7V-400/8 | 135 | 600 | 204 | 162 | 178,5 | 125 | 229 | 228 | 40 | 274 | 31,5 | | | |
| U 7V-450/9 | 135 | 652 | 204 | 162 | 178,5 | 125 | 235 | 243 | 40 | 301 | 35,5 | | | |
| U 7V-550/10 | 135 | 676 | 204 | 162 | 178,5 | 125 | 235 | 243 | 40 | 325 | 42 | | | |

| U 9V | DIMENSIONS (mm) | | | | | | | | | | Kg | | DNA | DNM |
|---|---|---|---|---|---|---|---|---|---|---|---|---|---|---|
| | A | C | D1 | D2 | E1 | E2 | F | G | H1 | H2 | | | | |
| U 9V-200/4 | 135 | 473 | 204 | 162 | 178,5 | 125 | 229 | 220 | 40 | 202 | 21,5 | T 20,5 | 1"1/2G | 1"1/4G |
| U 9V-250/5 | 135 | 503 | 204 | 162 | 178,5 | 125 | 229 | 220 | 40 | 232 | 22,5 | T 22 | | |
| U 9V-300/6 | 135 | 588<br>T 533 | 204 | 162 | 178,5 | 125 | 229 | 228<br>T 220 | 40 | 262 | 24,5 | T 23 | | |
| U 9V-400/7 | 135 | 618 | 204 | 162 | 178,5 | 125 | 229 | 228 | 40 | 292 | 31,5 | | | |
| U 9V-450/8 | 135 | 676 | 204 | 162 | 178,5 | 125 | 235 | 243 | 40 | 325 | 35,5 | | | |
| U 9V-500/9 | 135 | 706 | 204 | 162 | 178,5 | 125 | 235 | 243 | 40 | 355 | 36 | | | |
| U 9V-550/10 | 135 | 736 | 204 | 162 | 178,5 | 125 | 235 | 243 | 40 | 385 | 40,5 | | | |

| U 18V | DIMENSIONS (mm) | | | | | | | | | | Kg | DNA | DNM |
|---|---|---|---|---|---|---|---|---|---|---|---|---|---|
| | A | C | D1 | D2 | E1 | E2 | F | G | H1 | H2 | | | |
| U 18V-250/3T | 135 | 481 | 204 | 162 | 178,5 | 125 | 229 | 220 | 50 | 211 | 22,5 | 2"G | 1"1/2G |
| U 18V-400/4T | 135 | 574 | 204 | 162 | 178,5 | 125 | 229 | 228 | 50 | 248 | 31,5 | | |
| U 18V-450/5T | 135 | 640 | 204 | 162 | 178,5 | 125 | 235 | 243 | 50 | 289 | 36,5 | | |
| U 18V-550/6T | 135 | 677 | 204 | 162 | 178,5 | 125 | 235 | 243 | 50 | 326 | 41 | | |
| U 18V-750/8T | 135 | 815 | 204 | 162 | 178,5 | 125 | 255 | 253 | 50 | 401 | 50,5 | | |
| U 18V-900/9T | 135 | 853 | 204 | 162 | 178,5 | 125 | 255 | 253 | 50 | 439 | 57 | | |

# ULTRA L

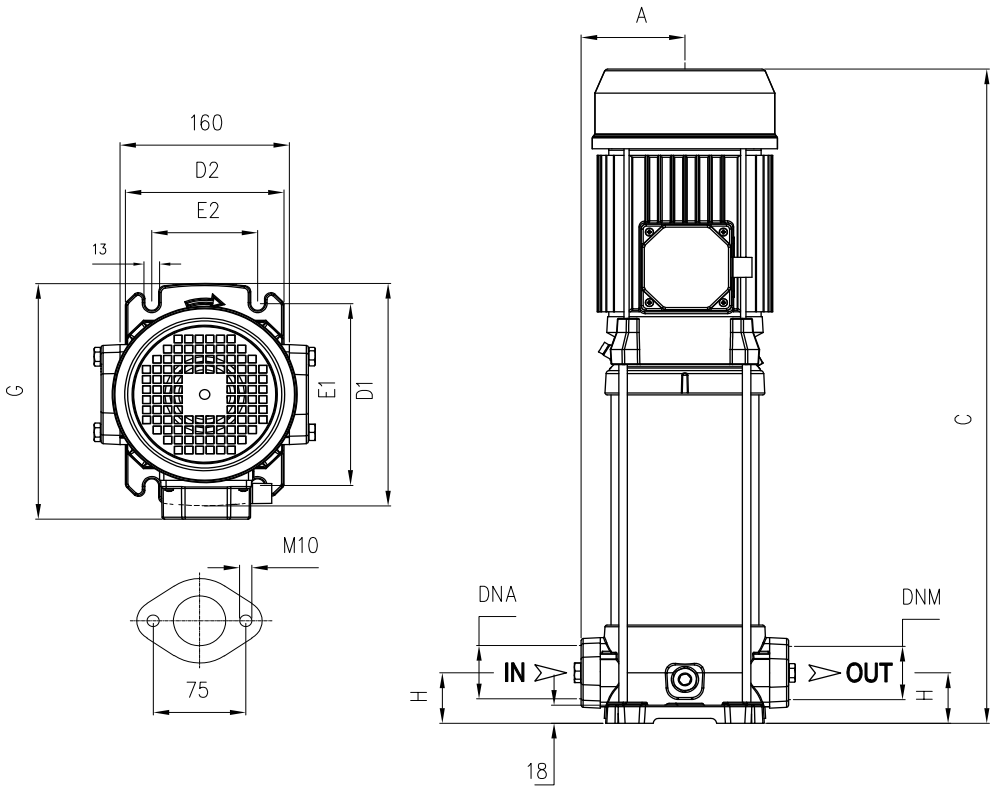


| U 3L | DIMENSIONS (mm) | | | | | | | | Kg | | DNA | DNM |
|---|---|---|---|---|---|---|---|---|---|---|---|---|
| | A | C | D1 | D2 | E1 | E2 | G | H | | | | |
| **U 3L-100/5** | 98 | 429 | 220 | 150 | 180 | 100 | 228 | 50 | 19 | | 1"1/4G | 1"1/4G |
| **U 3L-120/6** | 98 | 453 | 220 | 150 | 180 | 100 | 228 | 50 | 20 | | | |
| **U 3L-150/7** | 98 | 537 | 220 | 150 | 180 | 100 | 228 | 50 | 23 | T 22,5 | | |
| **U 3L-180/8** | 98 | 561 | 220 | 150 | 180 | 100 | 228 | 50 | 24 | T 23 | | |
| **U 3L-200/9** | 98 | 585 | 220 | 150 | 180 | 100 | 228 | 50 | 25 | T 24,5 | | |
| **U 3L-250/10** | 98 | 609 | 220 | 150 | 180 | 100 | 228 | 50 | 26,5 | T 25,5 | | |
| **U 3L-280/11** | 98 | 688<br>T 633 | 220 | 150 | 180 | 100 | 236<br>T 228 | 50 | 28,5 | T 26 | | |
| **U 3L-300/12** | 98 | 712<br>T 657 | 220 | 150 | 180 | 100 | 236<br>T 228 | 50 | 28,5 | T 27 | | |

| U 5L | DIMENSIONS (mm) | | | | | | | | Kg | | DNA | DNM |
|---|---|---|---|---|---|---|---|---|---|---|---|---|
| | A | C | D1 | D2 | E1 | E2 | G | H | | | | |
| **U 5L-120/4** | 98 | 405 | 220 | 150 | 180 | 100 | 221 | 50 | 19,5 | T 19 | 1"1/4G | 1"1/4G |
| **U 5L-150/5** | 98 | 489 | 220 | 150 | 180 | 100 | 228 | 50 | 22,5 | T 22 | | |
| **U 5L-180/6** | 98 | 513 | 220 | 150 | 180 | 100 | 228 | 50 | 23,5 | T 22,5 | | |
| **U 5L-200/7** | 98 | 537 | 220 | 150 | 180 | 100 | 228 | 50 | 24 | T 23,5 | | |
| **U 5L-250/8** | 98 | 561 | 220 | 150 | 180 | 100 | 228 | 50 | 25,5 | T 24,5 | | |
| **U 5L-280/9** | 98 | 640<br>T 585 | 220 | 150 | 180 | 100 | 236<br>T 228 | 50 | 27,5 | T 25 | | |
| **U 5L-300/10** | 98 | 664<br>T 609 | 220 | 150 | 180 | 100 | 236<br>T 228 | 50 | 28 | T 26,5 | | |
| **U 5L-350/11** | 98 | 688 | 220 | 150 | 180 | 100 | 236 | 50 | 34,5 | | | |
| **U 5L-380/12** | 98 | 712 | 220 | 150 | 180 | 100 | 236 | 50 | 35 | | | |

| U 7L | DIMENSIONS (mm) | | | | | | | | Kg | | DNA | DNM |
|---|---|---|---|---|---|---|---|---|---|---|---|---|
| | A | C | D1 | D2 | E1 | E2 | G | H | | | | |
| **U 7L-180/4** | 98 | 465 | 220 | 150 | 180 | 100 | 228 | 50 | 23 | T 22 | 1"1/4G | 1"1/4G |
| **U 7L-250/5** | 98 | 489 | 220 | 150 | 180 | 100 | 228 | 50 | 24,5 | T 23,5 | | |
| **U 7L-300/6** | 98 | 568<br>T 513 | 220 | 150 | 180 | 100 | 236<br>T 228 | 50 | 27 | T 25 | | |
| **U 7L-350/7** | 98 | 592 | 220 | 150 | 180 | 100 | 236 | 50 | 30 | | | |
| **U 7L-400/8** | 98 | 616 | 220 | 150 | 180 | 100 | 236 | 50 | 33,5 | | | |
| **U 7L-450/9** | 98 | 668 | 220 | 150 | 180 | 100 | 251 | 50 | 38 | | | |
| **U 7L-550/10** | 98 | 692 | 220 | 150 | 180 | 100 | 251 | 50 | 42,5 | | | |

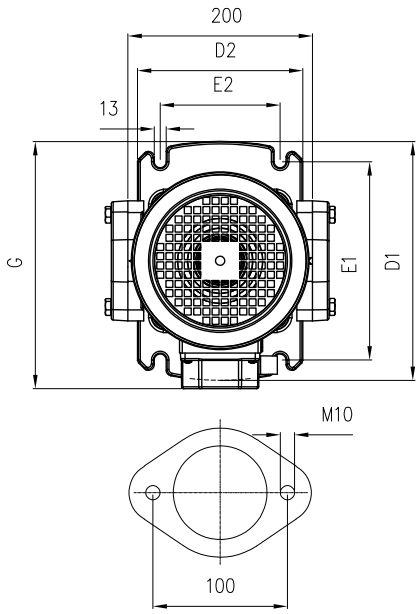


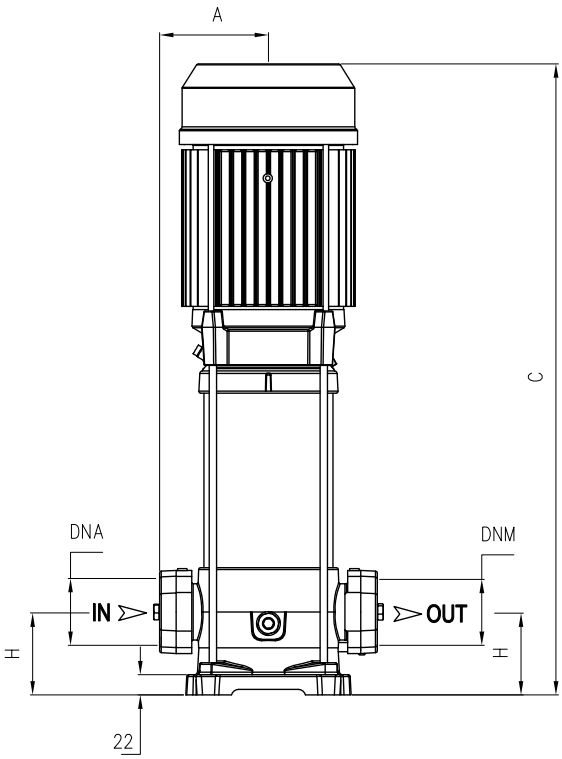


| U 9L | DIMENSIONS (mm) | | | | | | | | Kg | | DNA | DNM |
|---|---|---|---|---|---|---|---|---|---|---|---|---|
| | A | C | D1 | D2 | E1 | E2 | G | H | | | | |
| **U 9L-200/4** | 118 | 520 | 260 | 180 | 215 | 130 | 248 | 80 | 28 | T 27,5 | 1"1/2G | 1"1/2G |
| **U 9L-250/5** | 118 | 550 | 260 | 180 | 215 | 130 | 248 | 80 | 29,5 | T 28,5 | | |
| **U 9L-300/6** | 118 | 635<br>T 580 | 260 | 180 | 215 | 130 | 256<br>T 248 | 80 | 31,5 | T 29,5 | | |
| **U 9L-400/7** | 118 | 665 | 260 | 180 | 215 | 130 | 256 | 80 | 38 | | | |
| **U 9L-450/8** | 118 | 723 | 260 | 180 | 215 | 130 | 271 | 80 | 42 | | | |
| **U 9L-500/9** | 118 | 753 | 260 | 180 | 215 | 130 | 271 | 80 | 42 | | | |
| **U 9L-550/10** | 118 | 783 | 260 | 180 | 215 | 130 | 271 | 80 | 47 | | | |

| U 18L | DIMENSIONS (mm) | | | | | | | | Kg | DNA | DNM |
|---|---|---|---|---|---|---|---|---|---|---|---|
| | A | C | D1 | D2 | E1 | E2 | G | H | | | |
| **U 18L-250/3T** | 118 | 482 | 260 | 180 | 215 | 130 | 251 | 90 | 28,5 | 2"G | 2"G |
| **U 18L-400/4T** | 118 | 615 | 260 | 180 | 215 | 130 | 257 | 90 | 37,5 | | |
| **U 18L-450/5T** | 118 | 681 | 260 | 180 | 215 | 130 | 271 | 90 | 41,5 | | |
| **U 18L-550/6T** | 118 | 718 | 260 | 180 | 215 | 130 | 271 | 90 | 45,5 | | |
| **U 18L-750/8T** | 118 | 856 | 260 | 180 | 215 | 130 | 280 | 90 | 55 | | |
| **U 18L-900/9T** | 118 | 894 | 260 | 180 | 215 | 130 | 280 | 90 | 62 | | |

| TYPE | TRUCK | | CONTAINER | |
|---|---|---|---|---|
| | PALLET (cm) | N° pumps | PALLET (cm) | N° pumps |
| **U 3V-100/5-200/9** | 80X120X150 | 42 | 80X120X175 | 49 |
| **U 3V-250/10-300/12** | 80X120X155 | 30 | 80X120X180 | 35 |
| **U 3V-300/12T** | 80X120X150 | 42 | 80X120X175 | 49 |
| **U 5V-120/4-250/8** | 80X120X150 | 42 | 80X120X175 | 49 |
| **U 5V-280/9T-300/10T** | 80X120X150 | 42 | 80X120X175 | 49 |
| **U 5V-280/9-300/10** | 80X120X155 | 30 | 80X120X180 | 35 |
| **U 5V-350/11-380/12T** | 80X120X155 | 30 | 80X120X180 | 35 |
| **U 7V-180/4-350/7T** | 80X120X15 | 42 | 80X120X175 | 49 |
| **U 7V-400/8T** | 80X120X155 | 30 | 80X120X180 | 35 |
| **U 7V-450/9T-550/10T** | 85X110X125 | 20 | 85X110X150 | 24 |
| **U 9V-200/4** | 80X120X150 | 42 | 80X120X175 | 49 |
| **U 9V-250/5-300/6T** | 80X120X150 | 42 | 80X120X175 | 49 |
| **U 9V-300/6 -400/7T** | 80X120X155 | 30 | 80X120X180 | 35 |
| **U 9V-450/8T-550/10T** | 85X110X125 | 20 | 85X110X150 | 24 |
| **U 18V-250/3T-400/4T** | 80X120X150 | 42 | 80X120X175 | 49 |
| **U 18V-450/5T-550/6T** | 85X110X125 | 20 | 85X110X150 | 24 |
| **U 18V-750/8T-900/9T** | 100X120X150 | 12 | 100X120X150 | 12 |

| TYPE | TRUCK | | CONTAINER | |
|---|---|---|---|---|
| | PALLET (cm) | N° pumps | PALLET (cm) | N° pumps |
| **U 3L-100/5-180/8** | 85X110X150 | 36 | 85X110X170 | 42 |
| **U 3L-200/9-300/12** | 80x120x150 | 30 | 80x120x170 | 35 |
| **U 5L-120/4-250/8** | 85X110X150 | 36 | 85X110X170 | 42 |
| **U 5L-280/9-380/12T** | 80x120x150 | 30 | 80x120x170 | 35 |
| **U 7L-180/4-300/6T** | 85X110X150 | 36 | 85X110X170 | 42 |
| **U 7L-300/6-400/8T** | 80x120x150 | 30 | 80x120x170 | 35 |
| **U 7L-450/9T-550/10T** | 80x120x150 | 30 | 80x120x170 | 35 |
| **U 9L-200/4-400/7T** | 80X120X155 | 25 | 80X120X185 | 30 |
| **U 9L-450/8T-550/10T** | 85X110X150 | 20 | 85X110X150 | 20 |
| **U 18L-250/3T-400/4T** | 80X120X155 | 25 | 80X120X185 | 30 |
| **U 18L-450/5T-550/6T** | 85X110X150 | 20 | 85X110X150 | 20 |
| **U 18L-750/8T-900/6T** | 85X110X150 | 20 | 85X110X150 | 20 |

# ULTRA LG

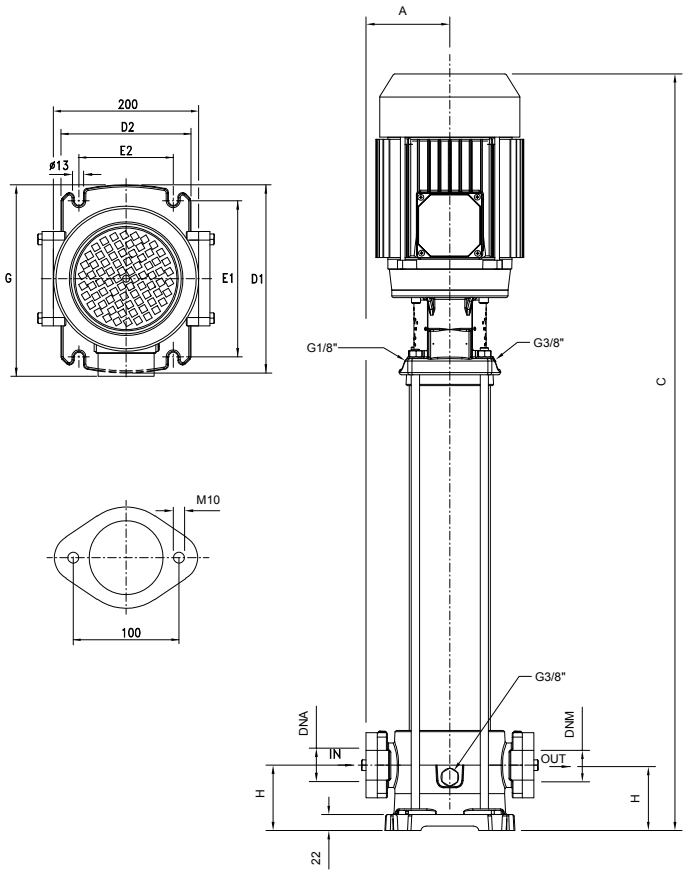


| TYPE | DIMENSIONS (mm) | | | | | | | | Kg | DNA | DNM |
|---|---|---|---|---|---|---|---|---|---|---|---|
| | A | C | D1 | D2 | E1 | E2 | G | H | | | |
| **U 18LG-920/10 T** | 118 | 1072 | 260 | 180 | 215 | 130 | 307 | 90 | 67,5 | 2"G | 2"G |
| **U 18LG-1000/11 T** | 118 | 1057 | 260 | 180 | 215 | 130 | 307 | 90 | 75,5 | | |

| TYPE | TRUCK | | CONTAINER | |
|---|---|---|---|---|
| | PALLET (cm) | N° pumps | PALLET (cm) | N° pumps |
| **U 18LG-920/10 T - 1000/11 T** | 100X120X150 | 12 | 100X120X150 | 12 |

Pentax®
WATER PUMPS

# ULTRA S

ULTRA 3S

ULTRA 5S

ULTRA 7S

ULTRA 9S

ULTRA 18S

Pompe centrifughe multistadio orizzontali. Adatte alla movimentazione di liquidi non carichi; sistemi di presurizzazione; irrigazione; acque potabili o con glicole in soluzione; trattamento acque; industria alimentare; riscaldamento e condizionamento; sistemi di lavaggio.

Stainless steel multistage horizontal pumps. Pumping of clean non-loaded fluids; pressurizing system; irrigation; drinking and glycol water; water treatment; heating and air conditioning; washing system.

Bombas centrífugas multietapas horizontales. Bombeo de líquidos químicamente y mecánicamente no agresivos; sistemas de presurización; riegos; agua potable o con glycol; tratamientos del agua; industria alimenticia; calefacción y refrigeración; sistemas de lavado.

Pompes centrifuges multicellulaires horizontales. Pompage d'eaux propres non chargées; groupes de surpression; irrigation; eau potable ou solution de glycol; traitement des eaux; industrie alimentaire; chauffage et climatisation; stations de lavage auto.

| CARATTERISTICHE COSTRUTTIVE / CONSTRUCTION FEATURES<br>CARACTERÍSTICAS CONSTRUCTIVAS / CARACTÉRISTIQUES D'EXÉCUTION | |
|---|---|
| **Corpo pompa, disco portatenuta meccanica**<br>**Pump body, mechanical seal housing**<br>**Cuerpo bomba, apoyo sello mecánico**<br>**Corps de pompe, plaque garniture mécanique** | acciaio cromo-nickel AISI 304<br>stainless steel AISI 304<br>acero cromo-níquel AISI 304<br>acier chrome-nickel AISI 304 |
| **Supporto motore**<br>**Motor bracket**<br>**Soporte motor**<br>**Support moteur** | alluminio<br>aluminium<br>aluminio<br>aluminium |
| **Giranti, diffusori**<br>**Impellers, diffusers**<br>**Rodetes, difusores**<br>**Turbines, diffuseurs** | acciaio cromo-nickel AISI 304<br>stainless steel AISI 304<br>acero cromo-níquel AISI 304<br>acier chrome-nickel AISI 304 |
| **Tenuta meccanica** | ceramica-grafite ≤ 6 giranti<br>grafite-carburo di silicio ≥ 7 giranti |
| **Mechanical seal** | ceramic-graphite ≤ 6 impellers<br>graphite-silicon carbide ≥ 7 impellers |
| **Sello mecánico** | cerámica-grafito ≤ 6 rodetes<br>grafito-carburo de silicio ≥ 7 rodetes |
| **Garniture mécanique** | céramique-graphite ≤ 6 turbines<br>graphite-carbure de silicium ≥ 7 turbines |
| **Albero motore**<br>**Motor shaft**<br>**Eje motor**<br>**Arbre moteur** | acciaio cromo-nickel AISI 303<br>stainless steel AISI 303<br>acero cromo-níquel AISI 303<br>acier chrome-nickel AISI 303 |
| **Temperatura del liquido**<br>**Liquid temperature**<br>**Temperatura del liquído**<br>**Température du liquide** | -15 ÷ +110 °C |
| **Pressione di esercizio**<br>**Operating pressure**<br>**Presión de trabajo**<br>**Pression de fonctionnement** | max 8,5 bar |
| **MOTORE / MOTOR / MOTOR / MOTEUR** | |
| **Motore 2 poli a induzione** | 3~ 230/400V-50Hz |
| **2 pole induction motor**<br>**Motor de 2 polos a inducción**<br>**Moteur à induction à 2 pôles** | 1~ 230V-50Hz<br>(con termoprotettore fino a 1,85kW<br>with thermal protection up to 1,85 kW<br>con protección térmica hasta 1,85 kW<br>avec protection thermique jusqu'à 1,85 kW) |
| **Classe di isolamento**<br>**Insulation class**<br>**Clase de aislamiento**<br>**Classe d'isolation** | F |
| **Grado di protezione**<br>**Protection degree**<br>**Grado de protección**<br>**Protection** | IPX4 |

**U 3 S - 120/6 T**

- T — 3~
- 6 — No. of impellers
- 120 — nominal power HPx100
- S — stainless steel hydraulic part
- 3 — nominal flow-rate m³/h
- U — type

| TYPE | | P2 | | P1 (kW) | | AMPERE | | Q (m³/h - l/min) | | | | | | |
|---|---|---|---|---|---|---|---|---|---|---|---|---|---|---|
| 1~ | 3~ | | | | | 1~ | 3~ | 0 | 0,6 | 1,2 | 1,8 | 2,4 | 3,6 | 4,8 |
| | | | | | | | | 0 | 10 | 20 | 30 | 40 | 60 | 80 |
| | | (HP) | (kW) | 1~ | 3~ | 1x230 V 50 Hz | 3x400 V 50 Hz | H (m) | | | | | | |
| **U 3S-50/2** | **U 3S-50/2T** | 0,5 | 0,37 | 0,41 | 0,41 | 1,8 | 0,9 | 21,7 | 20,9 | 19,3 | 17,8 | 15,9 | 11,4 | 5,8 |
| **U 3S-70/3** | **U 3S-70/3T** | 0,7 | 0,51 | 0,61 | 0,58 | 2,7 | 1,1 | 32,7 | 31,2 | 29,2 | 26,7 | 23,9 | 17,2 | 9,0 |
| **U 3S-90/4** | **U 3S-90/4T** | 0,9 | 0,66 | 0,83 | 0,8 | 3,6 | 1,7 | 44,3 | 42,8 | 40,0 | 36,4 | 33,2 | 24,5 | 13,9 |
| **U 3S-100/5** | **U 3S-100/5T** | 1 | 0,75 | 0,99 | 0,92 | 4,4 | 1,7 | 55,3 | 53,5 | 50,3 | 46,5 | 42,1 | 31,6 | 17,7 |
| **U 3S-120/6** | **U 3S-120/6T** | 1,2 | 0,9 | 1,11 | 1,11 | 5,1 | 2,5 | 66,6 | 64,4 | 60,8 | 56,0 | 50,7 | 38,1 | 22,4 |
| **U 3S-150/7** | **U 3S-150/7T** | 1,5 | 1,1 | 1,38 | 1,31 | 6,4 | 2,7 | 80,1 | 77,7 | 74,2 | 69,1 | 63,3 | 48,8 | 30,0 |

| TYPE | | P2 | | P1 (kW) | | AMPERE | | Q (m³/h - l/min) | | | | | | | |
|---|---|---|---|---|---|---|---|---|---|---|---|---|---|---|---|
| 1~ | 3~ | | | | | 1~ | 3~ | 0 | 1,8 | 2,4 | 3,6 | 4,8 | 6 | 7,2 | 8,4 |
| | | | | | | | | 0 | 30 | 40 | 60 | 80 | 100 | 120 | 140 |
| | | (HP) | (kW) | 1~ | 3~ | 1x230 V 50 Hz | 3x400 V 50 Hz | H (m) | | | | | | | |
| **U 5S-70/2** | **U 5S-70/2T** | 0,7 | 0,51 | 0,6 | 0,58 | 2,6 | 1,1 | 22,3 | 20,4 | 19,5 | 17,5 | 14,8 | 11,7 | 7,8 | 2,8 |
| **U 5S-80/3** | **U 5S-80/3T** | 0,8 | 0,6 | 0,8 | 0,75 | 3,8 | 1,4 | 34,0 | 31,1 | 29,9 | 27,0 | 23,6 | 19,1 | 13,1 | 6,0 |
| **U 5S-120/4** | **U 5S-120/4T** | 1,2 | 0,9 | 1,09 | 1,08 | 4,9 | 2,4 | 45,5 | 42,2 | 40,7 | 37,2 | 32,9 | 27,4 | 19,8 | 10,4 |
| **U 5S-150/5** | **U 5S-150/5T** | 1,5 | 1,1 | 1,39 | 1,31 | 6,5 | 2,7 | 57,2 | 53,4 | 51,7 | 47,6 | 42,3 | 35,2 | 25,7 | 14,0 |
| **U 5S-180/6** | **U 5S-180/6T** | 1,8 | 1,3 | 1,63 | 1,55 | 7,3 | 3 | 68,9 | 64,4 | 62,3 | 57,5 | 51,5 | 43,5 | 32,6 | 18,1 |
| **U 5S-200/7** | **U 5S-200/7T** | 2 | 1,5 | 1,94 | 1,77 | 8,7 | 3,3 | 81,0 | 75,5 | 73,0 | 67,4 | 60,3 | 51,0 | 38,6 | 21,0 |

| TYPE | | P2 | | P1 (kW) | | AMPERE | | Q (m³/h - l/min) | | | | | | | | |
|---|---|---|---|---|---|---|---|---|---|---|---|---|---|---|---|---|
| 1~ | 3~ | | | | | 1~ | 3~ | 0 | 2,4 | 3,6 | 4,8 | 6 | 7,2 | 8,4 | 9,6 | 10,8 |
| | | | | | | | | 0 | 40 | 60 | 80 | 100 | 120 | 140 | 160 | 180 |
| | | (HP) | (kW) | 1~ | 3~ | 1x230 V 50 Hz | 3x400 V 50 Hz | H (m) | | | | | | | | |
| **U 7S-100/2** | **U 7S100/2T** | 1 | 0,75 | 0,91 | 0,84 | 4,1 | 1,6 | 23,6 | 22,6 | 21,8 | 20,5 | 18,8 | 16,7 | 13,9 | 10,6 | 6,7 |
| **U 7S-120/3** | **U 7S-120/3T** | 1,2 | 0,9 | 1,23 | 1,22 | 5,6 | 2,5 | 35,6 | 33,9 | 32,8 | 31,2 | 28,1 | 24,7 | 20,8 | 15,7 | 10,0 |
| **U 7S-180/4** | **U 7S-180/4T** | 1,8 | 1,3 | 1,69 | 1,62 | 7,7 | 3,1 | 48,0 | 46,3 | 45,7 | 43,6 | 40,4 | 36,4 | 31,4 | 25,0 | 17,2 |
| **U 7S-250/5** | **U 7S-250/5T** | 2,5 | 1,85 | 2,19 | 2,05 | 10,2 | 4,1 | 60,3 | 59,0 | 58,2 | 55,7 | 52,2 | 47,4 | 41,3 | 33,5 | 22,0 |
| **U 7S-300/6** | **U 7S-300/6T** | 3 | 2,2 | 2,53 | 2,44 | 11,4 | 4,8 | 72,5 | 70,5 | 69,2 | 66,0 | 61,5 | 55,7 | 47,8 | 37,8 | 24,7 |
| **-** | **U 7S-350/7T** | 3,5 | 2,57 | - | 2,84 | - | 5,1 | 83,5 | 80,7 | 78,8 | 74,7 | 69,4 | 62,6 | 53,9 | 42,7 | 27,5 |

| TYPE | | P2 | | P1 (kW) | | AMPERE | | Q (m³/h - l/min) | | | | | | | | | | |
|---|---|---|---|---|---|---|---|---|---|---|---|---|---|---|---|---|---|---|
| 1~ | 3~ | | | | | 1~ | 3~ | 0 | 3,6 | 4,8 | 6 | 7,2 | 8,4 | 9,6 | 10,8 | 12 | 13,2 | 14,4 |
| | | | | | | | | 0 | 60 | 80 | 100 | 120 | 140 | 160 | 180 | 200 | 220 | 240 |
| | | (HP) | (kW) | 1~ | 3~ | 1x230 V 50 Hz | 3x400 V 50 Hz | H (m) | | | | | | | | | | |
| **U 9S-100/2** | **U 9S-100/2T** | 1 | 0,75 | 0,99 | 0,95 | 4,5 | 1,6 | 23,9 | 20,9 | 20,0 | 18,8 | 17,7 | 16,5 | 15,0 | 13,0 | 11,0 | 8,7 | 6,0 |
| **U 9S-150/3** | **U 9S-150/3T** | 1,5 | 1,1 | 1,47 | 1,4 | 6,8 | 2,8 | 35,6 | 32,5 | 31,5 | 30,0 | 28,7 | 26,9 | 24,6 | 22,0 | 18,7 | 15,0 | 10,7 |
| **U 9S-200/4** | **U 9S-200/4T** | 2 | 1,5 | 1,88 | 1,77 | 8,4 | 3,3 | 47,6 | 43,5 | 42,1 | 40,1 | 38,1 | 35,7 | 32,7 | 28,9 | 24,2 | 19,0 | 13,1 |
| **U 9S-250/5** | **U 9S-250/5T** | 2,5 | 1,85 | 2,36 | 2,23 | 10,8 | 4,3 | 60,0 | 54,8 | 53,0 | 51,0 | 48,2 | 45,4 | 42,0 | 37,3 | 31,6 | 25,0 | 18,0 |

| TYPE | P2 | | P1 (kW) | A | Q (m³/h - l/min) | | | | | | | | | | | | | | | | | |
|---|---|---|---|---|---|---|---|---|---|---|---|---|---|---|---|---|---|---|---|---|---|---|
| 3~ | | | | 3~ | 0 | 6 | 7,2 | 8,4 | 9,6 | 10,8 | 12 | 13,2 | 14,4 | 15,6 | 16,8 | 18 | 19,2 | 20,4 | 21,6 | 22,8 | 24 | 25,2 |
| | | | | | 0 | 100 | 120 | 140 | 160 | 180 | 200 | 220 | 240 | 260 | 280 | 300 | 320 | 340 | 360 | 380 | 400 | 420 |
| | (HP) | (kW) | 3~ | 3x400 V 50 Hz | H (m) | | | | | | | | | | | | | | | | | |
| **U 18S-180/2T** | 1,8 | 1,3 | 1,59 | 3 | 23,7 | 21,7 | 21,1 | 20,4 | 20,0 | 19,3 | 18,5 | 17,7 | 16,9 | 16,0 | 15,2 | 14,3 | 13,1 | 11,8 | 10,3 | 9,1 | 7,6 | 6,4 |
| **U 18S-250/3T** | 2,5 | 1,85 | 2,29 | 4,4 | 35,7 | 33,1 | 32,3 | 31,3 | 30,4 | 29,4 | 28,4 | 27,4 | 26,3 | 25,1 | 24,0 | 22,8 | 21,4 | 19,6 | 17,8 | 15,4 | 12,9 | 10,2 |
| **U 18S-400/4T** | 4 | 3 | 3,11 | 5,7 | 47,9 | 45,0 | 44,0 | 42,8 | 41,7 | 40,5 | 39,1 | 37,8 | 36,6 | 35,2 | 33,9 | 32,2 | 30,2 | 28,0 | 25,1 | 22,1 | 18,1 | 14,9 |

# ULTRA S

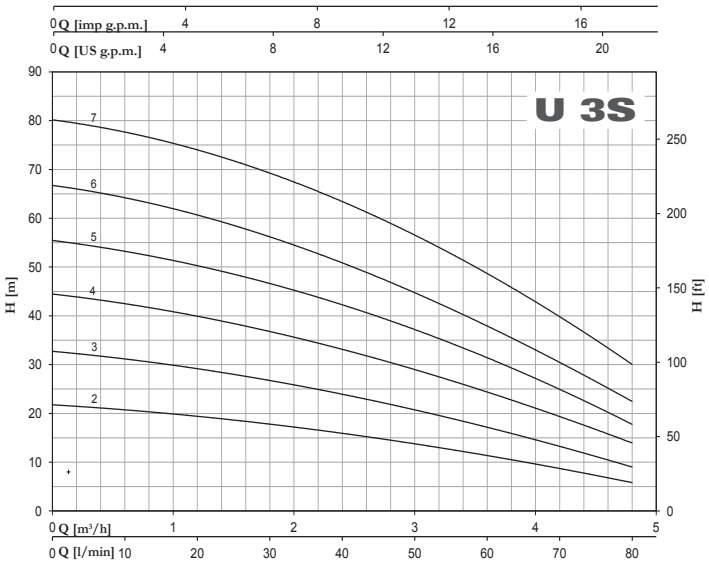
U 3S
Q [imp g.p.m.]
Q [US g.p.m.]
H [m]
H [ft]
Q [m³/h]
Q [l/min]

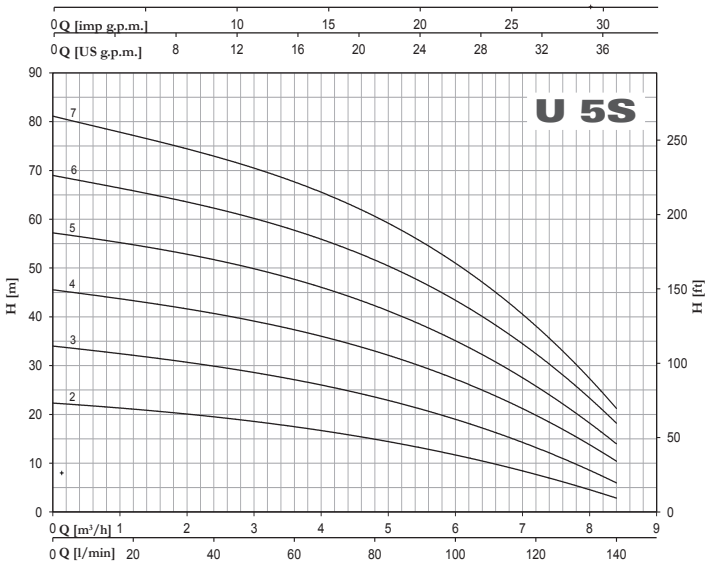
U 5S
Q [imp g.p.m.]
Q [US g.p.m.]
H [m]
H [ft]
Q [m³/h]
Q [l/min]

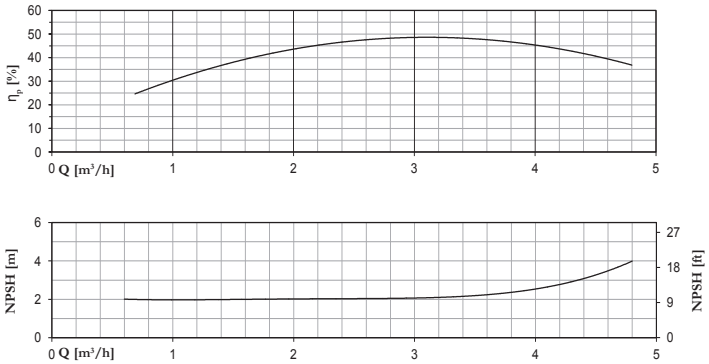
η_p [%]
Q [m³/h]
NPSH [m]
NPSH [ft]

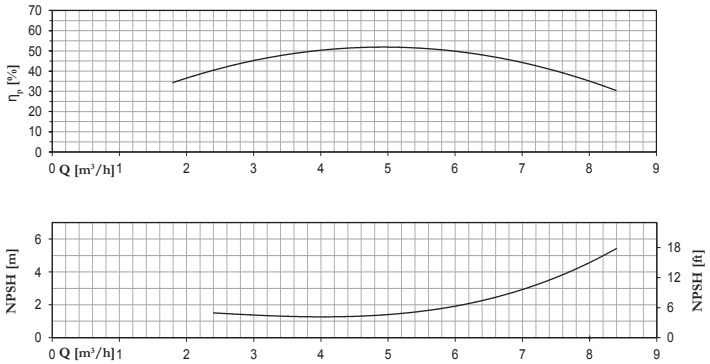
η_p [%]
Q [m³/h]
NPSH [m]
NPSH [ft]

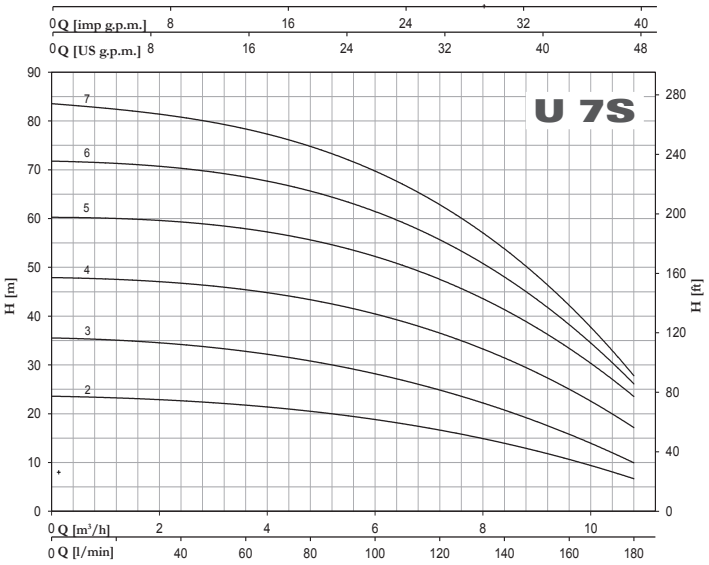
U 7S
Q [imp g.p.m.]
Q [US g.p.m.]
H [m]
H [ft]
Q [m³/h]
Q [l/min]

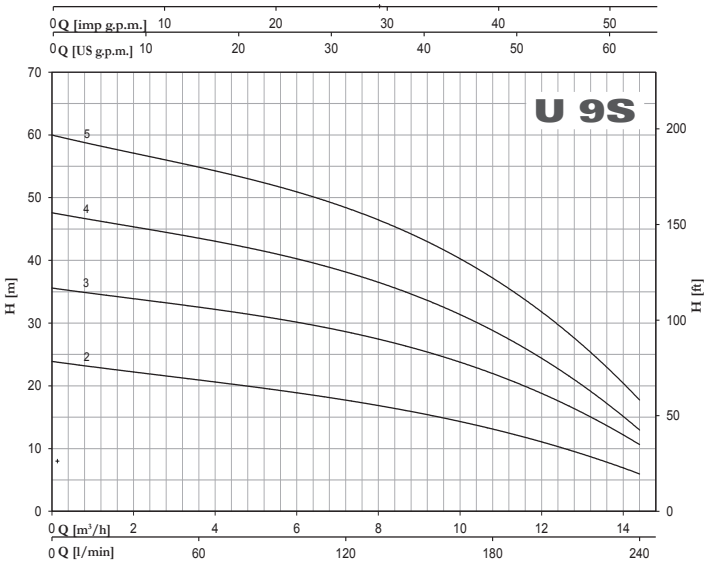
U 9S
Q [imp g.p.m.]
Q [US g.p.m.]
H [m]
H [ft]
Q [m³/h]
Q [l/min]

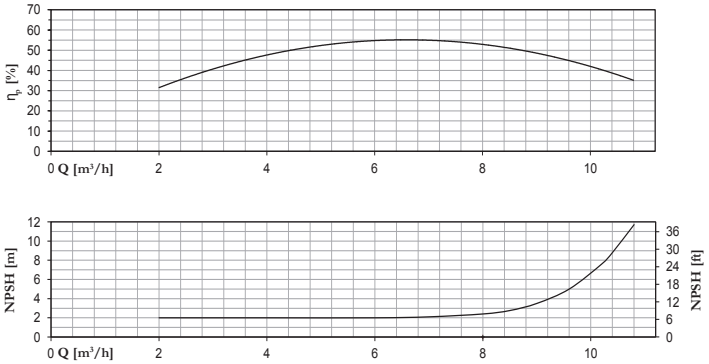
η_p [%]
Q [m³/h]
NPSH [m]
NPSH [ft]

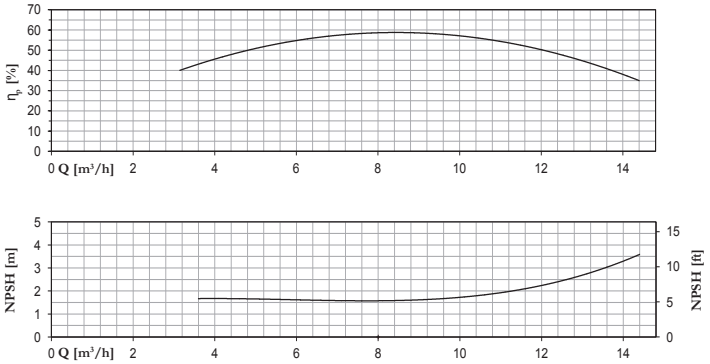
η_p [%]
Q [m³/h]
NPSH [m]
NPSH [ft]

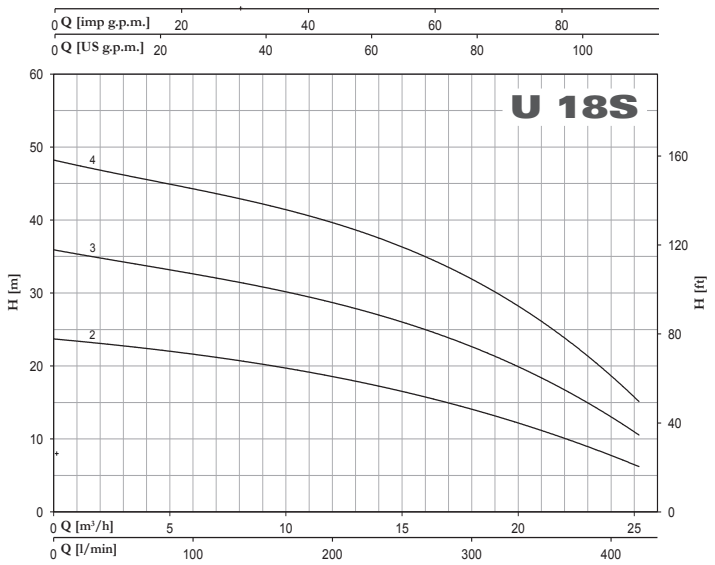


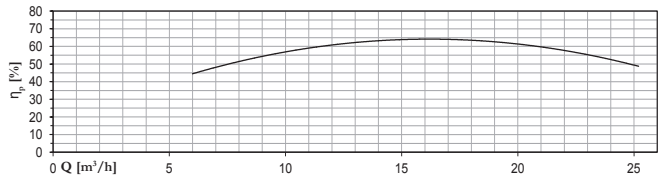


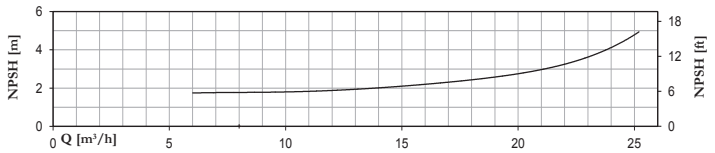


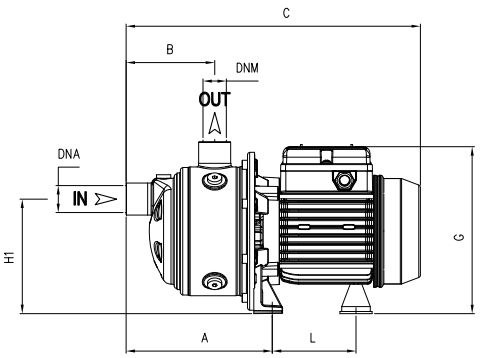


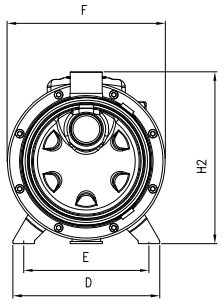


| TYPE | DIMENSIONS (mm) | | | | | | | | | | Kg | | DNA | DNM |
|---|---|---|---|---|---|---|---|---|---|---|---|---|---|---|
| | A | B | C | D | E | F | G | L | H1 | H2 | | | | |
| **U 3S-50/2** | 166,8 | 103 | 333 | 164 | 140 | 178 | 190 | 93,7 | 128 | 192 | 7 | | 1″ G | 1″ G |
| **U 3S-70/3** | 166,8 | 103 | 333 | 164 | 140 | 178 | 190 | 93,7 | 128 | 192 | 8 | | | |
| **U 3S-90/4** | 190,8 | 127 | 357 | 164 | 140 | 178 | 190 | 93,7 | 128 | 192 | 9,5 | | | |
| **U 3S-100/5** | 214,8 | 151 | 404 | 164 | 140 | 178 | 203 | 104,7 | 128 | 192 | 12 | | | |
| **U 3S-120/6** | 238,8 | 175 | 428 | 164 | 140 | 178 | 203 | 104,7 | 128 | 192 | 13 | | | |
| **U 3S-150/7** | 262,8 | 199 | 513 | 164 | 140 | 201 | 211 | 128,2 | 134 | 198 | 16 | | | |
| **U 5S-70/2** | 166,8 | 103 | 333 | 164 | 140 | 178 | 195 | 93,7 | 128 | 192 | 7,5 | | | |
| **U 5S-80/3** | 166,8 | 103 | 357 | 164 | 140 | 178 | 203 | 93,7 | 128 | 192 | 10 | | | |
| **U 5S-120/4** | 190,8 | 127 | 380 | 164 | 140 | 178 | 203 | 104,7 | 128 | 192 | 12 | | | |
| **U 5S-150/5** | 214,8 | 151 | 466 | 164 | 140 | 201 | 211 | 128,2 | 134 | 198 | 15 | T 14,5 | | |
| **U 5S-180/6** | 238,8 | 175 | 489 | 164 | 140 | 201 | 211 | 128,2 | 134 | 198 | 16,5 | T 15,5 | | |
| **U 5S-200/7** | 262,8 | 199 | 513 | 164 | 140 | 201 | 211 | 128,2 | 134 | 198 | 17,5 | T 17 | | |

# ULTRA S

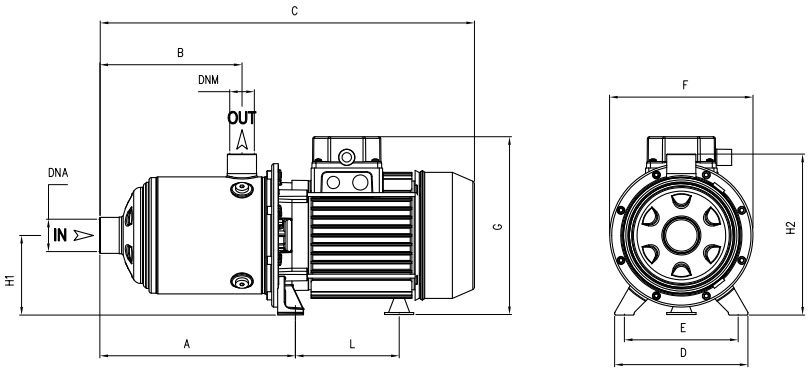


| TYPE | DIMENSIONS (mm) | | | | | | | | | | Kg | | DNA | DNM |
|---|---|---|---|---|---|---|---|---|---|---|---|---|---|---|
| | A | B | C | D | E | F | G | L | H1 | H2 | | | | |
| **U 7S-100/2** | 166.8 | 103 | 356 | 164 | 140 | 178 | 203 | 104.7 | 103 | 192 | 10,5 | | 1"1/4 G | 1" G |
| **U 7S-120/3** | 166.8 | 103 | 356 | 164 | 140 | 178 | 203 | 104.7 | 92 | 192 | 11,5 | | | |
| **U 7S-180/4** | 190.8 | 127 | 441 | 164 | 140 | 201 | 211 | 128.2 | 98 | 198 | 15 | T 14 | | |
| **U 7S-250/5** | 214.8 | 151 | 466 | 164 | 140 | 201 | 211 | 128.2 | 98 | 198 | 17,5 | T 16,5 | | |
| **U 7S-300/6** | 238.8 | 175 | 543<br>T 489 | 164 | 140 | 201 | 229<br>T 211 | 148.2<br>T 128.2 | 103<br>T 98 | 203<br>T 198 | 19,5 | T 18 | | |
| **U 7S-350/7** | 262.8 | 199 | 567 | 164 | 140 | 201 | 229 | 148.2 | 92 | 203 | 23 | | | |
| **U 9S-100/2** | 185.8 | 118 | 375 | 164 | 140 | 178 | 203 | 104,7 | 98 | 192 | 10,5 | | 1"1/2 G | 1"1/4 G |
| **U 9S-150/3** | 185.8 | 118 | 405 | 164 | 140 | 201 | 211 | 128.2 | 98 | 198 | 14 | | | |
| **U 9S-200/4** | 215.8 | 148 | 466 | 164 | 140 | 201 | 211 | 128.2 | 98 | 198 | 16 | T 15,5 | | |
| **U 9S-250/5** | 245.8 | 178 | 494 | 164 | 140 | 201 | 211 | 128.2 | 98 | 198 | 18 | T 17 | | |
| **U 18S-180/2 T** | 201 | 141 | 462 | 164 | 140 | 201 | 211 | 128.2 | 98 | 198 | 14 | | 2" G | 1"1/2 G |
| **U 18S-250/3 T** | 238.5 | 141 | 462 | 164 | 140 | 201 | 211 | 128.2 | 98 | 198 | 16 | | | |
| **U 18S-400/4 T** | 276 | 178.5 | 554 | 164 | 140 | 201 | 229 | 148,2 | 103 | 203 | 25,5 | | | |

| TYPE | TRUCK | | CONTAINER | |
|---|---|---|---|---|
| | PALLET (cm) | N° pumps | PALLET (cm) | N° pumps |
| **U 3S-50/2-90/4** | 80X120X150 | 84 | 80X120X175 | 96 |
| **U 3S-100/5-120/6** | 85X110X160 | 70 | 85X110X185 | 80 |
| **U 3S-150/7** | 80X120X150 | 42 | 80X120X175 | 49 |
| **U 5S-70/2** | 80X120X150 | 84 | 80X120X175 | 96 |
| **U 5S-80/3-120/4** | 85X110X160 | 70 | 85X110X185 | 80 |
| **U 5S-150/5** | 90X110X150 | 54 | 90X110X170 | 63 |
| **U 5S-180/6-200/7** | 80X120X150 | 42 | 80X120X175 | 49 |
| **U 7S-100/2-120/3** | 85X110X160 | 70 | 85X110X185 | 80 |
| **U 7S-180/4-250/5** | 90X110X150 | 54 | 90X110X170 | 63 |
| **U 7S-300/6 T** | 80X120X150 | 42 | 80X120X175 | 49 |
| **U 7S-300/6 -350/7 T** | 80X120X145 | 35 | 80X120X170 | 42 |
| **U 9S-100/2** | 85X110X160 | 70 | 85X110X185 | 80 |
| **U 9S-150/3-200/4** | 90X110X150 | 54 | 90X110X170 | 63 |
| **U 9S-250/5** | 80X120X150 | 42 | 80X120X175 | 49 |
| **U 18S-180/2-250/3** | 90X110X150 | 54 | 90X110X170 | 63 |
| **U 18S-400/4** | 80X120X145 | 35 | 80X120X170 | 42 |

Pentax®
WATER PUMPS

# ULTRA SV/SL/SLX

ULTRA SV

ULTRA 3-5-7 SL

ULTRA 9-18 SL

ULTRA SLX

Pompe centrifughe multistadio verticali. Adatte alla movimentazione di liquidi non carichi; sistemi di presurizzazione; irrigazione; acque potabili o con glicole in soluzione; trattamento acque; industria alimentare; riscaldamento e condizionamento; sistemi di lavaggio.

Stainless steel multistage vertical pumps. Pumping of clean non-loaded fluids; pressurizing system; irrigation; drinking and glycol water; water treatment; food industry; heating and air conditioning; washing system.

Bombas centrífugas multietapas verticales. Bombeo de líquidos químicamente y mecánicamente no agresivos; sistemas de presurización; riegos; agua potable o con glycol; tratamientos del agua; industria alimenticia; calefacción y refrigeración; sistemas de lavado.

Pompes centrifuges multicellulaires verticales. Pompage d'eaux propres non chargées; groupes de surpression; irrigation; eau potable ou solution de glycol; traitement des eaux; industrie alimentaire; chauffage et climatisation; stations de lavage auto.

| CARATTERISTICHE COSTRUTTIVE / CONSTRUCTION FEATURES<br>CARACTERÍSTICAS CONSTRUCTIVAS / CARACTÉRISTIQUES D'EXÉCUTION | |
|---|---|
| **Corpo pompa**<br>**Pump body**<br>**Cuerpo bomba**<br>**Corps de pompe** | ghisa (SV/SL); acciaio cromo-nickel AISI 304 (SLX)<br>cast iron (SV/SL); stainless steel AISI 304 (SLX)<br>fundición (SV/SL); acero cromo-nickel AISI 304 (SLX)<br>fonte (SV/SL); acer chrome-nickel AISI 304 (SLX) |
| **Supporto motore**<br>**Motor bracket**<br>**Soporte motor**<br>**Support moteur** | ghisa<br>cast iron<br>fundición<br>fonte |
| **Giranti, diffusori, camicia, albero motore**<br>**Impellers, diffusers, shell, motor shaft**<br>**Rodetes, difusores, camisa, eje motor**<br>**Turbines, diffuseurs, chemise, arbre moteur** | acciaio cromo-nickel AISI 304<br>stainless steel AISI 304<br>acero cromo-níquel AISI 304<br>acier chrome-nickel AISI 304 |
| **Tenuta meccanica**<br>**Mechanical seal**<br>**Sello mecánico**<br>**Garniture mécanique** | ceramica-grafite ≤ 6 giranti<br>grafite-carburo di silicio ≥ 7 giranti<br>ceramic-graphite ≤ 6 impellers<br>graphite-silicon carbide ≥ 7 impellers<br>cerámica-grafito ≤ 6 rodetes<br>grafito-carburo de silicio ≥ 7 rodetes<br>céramique-graphite ≤ 6 turbines<br>graphite-carbure de silicium ≥ 7 turbines |
| **Cuscinetto intermedio guida albero**<br>**Intermediate shaft guiding stage bush**<br>**Cojinete intermedio guía-eje**<br>**Douilles étage de guidage intermédiarie** | ceramica-carburo di tungsteno<br>ceramic-tungsten carbide<br>ceramica-carburo de tungsteno<br>céramique-carbure de tungstène |
| **Temperatura ambiente**<br>**Ambient temperature**<br>**Temperatura del ambiente**<br>**Température ambiante** | max 40 °C |
| **Temperatura del liquido**<br>**Liquid temperature**<br>**Temperatura del liquído**<br>**Température du liquide** | +5 ÷ 90 °C (SV)<br>-15 ÷ 110 °C (SL/SLX) |
| **Pressione max di esercizio**<br>**Max operating pressure**<br>**Presión max de trabajo**<br>**Pression max de fonctionnement** | 8 bar ≤ 6 giranti; 14 bar ≥ 7 giranti<br>8 bar ≤ 6 impellers; 14 bar ≥ 7 impellers<br>8 bar ≤ 6 rodetes; 14 bar ≥ 7 rodetes<br>8 bar ≤ 6 turbines; 14 bar ≥ 7 turbines |
| **Guarnizione corpo pompa**<br>**Pump body gasket**<br>**Guarniciones cuerpo bomba**<br>**Joint corps de pompe** | EPDM |
| **MOTORE / MOTOR / MOTOR / MOTEUR** | |
| **Motore 2 poli a induzione**<br>**2 pole induction motor**<br>**Motor de 2 polos a inducción**<br>**Moteur à induction à 2 pôles** | 3~ 230/400V-50Hz P ≤ 4kW<br>3~ 400/690V-50Hz P > 4kW<br>1~ 230V-50Hz<br>(con termoprotettore fino a 1,85kW<br>with thermal protection up to 1,85 kW<br>con protección térmica hasta 1,85 kW<br>avec protection thermique jusqu'à 1,85 kW) |
| **Classe di isolamento**<br>**Insulation class**<br>**Clase de aislamiento**<br>**Classe d'isolation** | F |
| **Grado di protezione**<br>**Protection degree**<br>**Grado de protección**<br>**Protection** | IPX4<br>IPX5 ≥ 4,5 HP |

**U 3 S V/ X - 100/5 T**

- T — 3~
- 5 — No. of impellers
- 100 — nominal power HPx100
- X — stainless steel pump body (without "**X**": cast iron)
- V — "**V**": vertical with overlapped inlet and outlet; "**L**": vertical with in-line inlet and outlet
- S — stainless steel hydraulic part
- 3 — nominal flow-rate m³/h
- U — type

| TYPE | | P2 | | P1 (kW) | | AMPERE | | Q (m³/h - l/min) | | | | | | |
|---|---|---|---|---|---|---|---|---|---|---|---|---|---|---|
| 1~ | 3~ | | | | | 1~ | 3~ | 0 | 0,6 | 1,2 | 1,8 | 2,4 | 3,6 | 4,8 |
| | | | | | | | | 0 | 10 | 20 | 30 | 40 | 60 | 80 |
| | | (HP) | (kW) | 1~ | 3~ | 1x230 V 50 Hz | 3x400 V 50 Hz | H (m) | | | | | | |
| U 3...-100/5 | U 3...-100/5T | 1 | 0,75 | 1 | 0,9 | 4,4 | 1,7 | 55,3 | 53,5 | 50,3 | 46,5 | 42,1 | 31,6 | 17,7 |
| U 3...-120/6 | U 3...-120/ST | 1,2 | 0,9 | 1,1 | 1,1 | 5,1 | 2,5 | 66,6 | 64,4 | 60,8 | 56,0 | 50,7 | 38,1 | 22,4 |
| U 3...-150/7 | U 3 ...-150/7T | 1,5 | 1,1 | 1,4 | 1,3 | 6,4 | 2,7 | 80,1 | 77,7 | 74,2 | 69,1 | 63,3 | 48,8 | 30,0 |
| U 3...-180/8 | U 3...-180/8T | 1,8 | 1,3 | 1,6 | 1,5 | 6,9 | 2,7 | 91,5 | 88,8 | 84,8 | 79,0 | 72,3 | 55,8 | 34,3 |
| U 3...-200/9 | U 3...-200/9T | 2 | 1,5 | 1,7 | 1,6 | 7,7 | 3,0 | 103,0 | 99,9 | 95,4 | 88,8 | 81,4 | 62,7 | 38,6 |
| U 3...-250/10 | U 3...-250/10T | 2,5 | 1,8 | 1,9 | 1,8 | 9,2 | 3,7 | 114,4 | 111,0 | 106,0 | 98,7 | 90,4 | 69,7 | 42,9 |
| U 3...-280/11 | U 3...-280/11T | 2,8 | 2,1 | 2,1 | 2,0 | 9,7 | 3,9 | 125,9 | 122,1 | 116,6 | 108,6 | 99,5 | 76,7 | 47,1 |
| U 3...-300/12 | U 3...-300/12T | 3 | 2,2 | 2,3 | 2,2 | 10,3 | 4,3 | 137,3 | 133,2 | 127,2 | 118,5 | 108,5 | 83,7 | 51,4 |

| TYPE | | P2 | | P1 (kW) | | AMPERE | | Q (m³/h - l/min) | | | | | | | |
|---|---|---|---|---|---|---|---|---|---|---|---|---|---|---|---|
| 1~ | 3~ | | | | | 1~ | 3~ | 0 | 1,8 | 2,4 | 3,6 | 4,8 | 6 | 7,2 | 8,4 |
| | | | | | | | | 0 | 30 | 40 | 60 | 80 | 100 | 120 | 140 |
| | | (HP) | (kW) | 1~ | 3~ | 1x230 V 50 Hz | 3x400 V 50 Hz | H (m) | | | | | | | |
| U 5...-120/4 | U 5...-120/4T | 1,2 | 0,9 | 1,09 | 1,09 | 4,9 | 2,4 | 45,5 | 42,2 | 40,7 | 37,2 | 32,9 | 27,4 | 19,8 | 10,4 |
| U 5...-150/5 | U 5...-150/5T | 1,5 | 1,1 | 1,39 | 1,31 | 6,5 | 2,7 | 57,2 | 53,4 | 51,7 | 47,6 | 42,3 | 35,2 | 25,7 | 14,0 |
| U 5...-180/6 | U 5...-180/6T | 1,8 | 1,3 | 1,63 | 1,55 | 7,3 | 3 | 68,9 | 64,4 | 62,3 | 57,5 | 51,5 | 43,5 | 32,6 | 18,1 |
| U 5...-200/7 | U 5...-200/7T | 2 | 1,5 | 1,94 | 1,77 | 8,7 | 3,3 | 81,0 | 75,5 | 73,0 | 67,4 | 60,3 | 51,0 | 38,6 | 21,0 |
| U 5...-250/8 | U 5...-250/8T | 2,5 | 1,9 | 2,2 | 2,07 | 10,1 | 4 | 92,1 | 86,5 | 84,0 | 77,8 | 70,1 | 60,0 | 45,5 | 26,0 |
| U 5...-280/9 | U 5...-280/9T | 2,8 | 2,1 | 2,45 | 2,27 | 11 | 4,2 | 103,4 | 96,7 | 93,5 | 86,0 | 77,1 | 65,6 | 48,7 | 27,6 |
| U 5...-300/10 | U 5...-300/10T | 3 | 2,2 | 2,67 | 2,57 | 11,9 | 4,7 | 114,2 | 106,4 | 102,9 | 95,2 | 85,2 | 72,0 | 53,3 | 30,0 |
| U 5...-350/11 | U 5...-350/11T | 3,5 | 2,57 | 3,0 | 2,9 | 13,7 | 5,3 | 125,1 | 115,7 | 111,8 | 102,6 | 91,6 | 77,1 | 57,1 | 30,7 |
| - | U 5...-380/12T | 4 | 3 | - | 3,2 | - | 6,0 | 138,1 | 129,4 | 125,9 | 117,4 | 106,0 | 91,2 | 70,1 | 42,2 |

| TYPE | | P2 | | P1 (kW) | | AMPERE | | Q (m³/h - l/min) | | | | | | | | |
|---|---|---|---|---|---|---|---|---|---|---|---|---|---|---|---|---|
| 1~ | 3~ | | | | | 1~ | 3~ | 0 | 2,4 | 3,6 | 4,8 | 6 | 7,2 | 8,4 | 9,6 | 10,8 |
| | | | | | | | | 0 | 40 | 60 | 80 | 100 | 120 | 140 | 160 | 180 |
| | | (HP) | (kW) | 1~ | 3~ | 1x230 V 50 Hz | 3x400 V 50 Hz | H (m) | | | | | | | | |
| U 7...-180/4 | U 7...-180/4T | 1,8 | 1,3 | 1,69 | 1,62 | 7,7 | 3,1 | 48,0 | 46,3 | 45,7 | 43,6 | 40,4 | 36,4 | 31,4 | 25,0 | 17,2 |
| U 7...-250/5 | U 7...-250/5T | 2,5 | 1,9 | 2,19 | 2,05 | 10,2 | 4,1 | 60,3 | 59,0 | 58,2 | 55,7 | 52,2 | 47,4 | 41,3 | 33,5 | 23,5 |
| U 7...-300/6 | U 7...-300/6T | 3 | 2,2 | 2,53 | 2,44 | 11,4 | 4,8 | 71,8 | 70,0 | 68,9 | 65,7 | 61,3 | 55,4 | 48,1 | 38,5 | 26,0 |
| - | U 7...-350/7T | 3,5 | 2,57 | - | 2,9 | - | 5,3 | 83,5 | 80,7 | 78,8 | 74,7 | 69,4 | 62,6 | 53,9 | 42,7 | 27,5 |
| - | U 7...-400/8T | 4 | 3 | - | 3,3 | - | 6,1 | 95,6 | 93,3 | 91,4 | 87,2 | 81,6 | 74,2 | 64,8 | 51,9 | 33,0 |
| - | U 7...-450/9T | 4,5 | 3,37 | - | 3,7 | - | 6,7 | 108,5 | 106,5 | 105,1 | 101,0 | 95,0 | 87,2 | 76,6 | 62,6 | 39,5 |
| - | U 7...-550/10T | 5,5 | 4 | - | 4,1 | - | 7,9 | 121,5 | 120,1 | 119,3 | 115,3 | 109,2 | 100,8 | 89,8 | 75,0 | 55,4 |

| TYPE | | P2 | | P1 (kW) | | AMPERE | | Q (m³/h - l/min) | | | | | | | | | | | |
|---|---|---|---|---|---|---|---|---|---|---|---|---|---|---|---|---|---|---|---|
| 1~ | 3~ | | | | | 1~ | 3~ | 0 | 3,6 | 4,8 | 6 | 7,2 | 8,4 | 9,6 | 10,8 | 12 | 13,2 | 14,4 | 15,6 |
| | | | | | | | | 0 | 60 | 80 | 100 | 120 | 140 | 160 | 180 | 200 | 220 | 240 | 260 |
| | | (HP) | (kW) | 1~ | 3~ | 1x230 V 50 Hz | 3x400 V 50 Hz | H (m) | | | | | | | | | | | |
| U 9...-200/4 | U 9...-200/4T | 2 | 1,5 | 1,88 | 1,77 | 8,4 | 3,3 | 47,6 | 43,5 | 42,1 | 40,1 | 38,1 | 35,7 | 32,7 | 28,9 | 24,2 | 19,0 | 13,1 | 7,1 |
| U 9...-250/5 | U 9...-250/5T | 2,5 | 1,87 | 2,36 | 2,23 | 10,8 | 4,3 | 60,0 | 54,8 | 53,0 | 51,0 | 48,2 | 45,4 | 42,0 | 37,3 | 31,6 | 25,0 | 18,0 | 10,6 |
| U 9...-300/6 | U 9...-300/6T | 3 | 2,2 | 2,78 | 2,58 | 12,5 | 4,9 | 71,8 | 64,9 | 63,0 | 59,9 | 57,0 | 53,7 | 49,7 | 44,3 | 37,0 | 29,5 | 20,8 | 11,1 |
| - | U 9...-400/7T | 4 | 3 | - | 3,1 | - | 5,9 | 83,3 | 76,7 | 74,9 | 71,8 | 68,3 | 64,6 | 59,9 | 53,5 | 44,8 | 35,9 | 25,7 | 14,3 |
| - | U 9...-450/8T | 4,5 | 3,37 | - | 3,6 | - | 6,5 | 97,3 | 89,5 | 87,3 | 84,0 | 80,5 | 76,5 | 71,6 | 64,8 | 54,9 | 44,0 | 32,4 | 19,7 |
| - | U 9...-500/9T | 4,5 | 3,37 | - | 4,0 | - | 7,0 | 109,0 | 100,0 | 97,6 | 93,6 | 89,5 | 85,0 | 79,4 | 71,6 | 60,1 | 48,0 | 34,9 | 21,9 |
| - | U 9...-550/10T | 5,5 | 4 | - | 4,4 | - | 8,2 | 122,0 | 112,8 | 110,5 | 106,5 | 102,2 | 97,3 | 91,6 | 82,8 | 70,7 | 57,1 | 42,3 | 26,5 |

| TYPE | P2 | | P1 (kW) | A | Q (m³/h - l/min) | | | | | | | | | | | | | | | | |
|---|---|---|---|---|---|---|---|---|---|---|---|---|---|---|---|---|---|---|---|---|---|
| 3~ | | | | 3~ | 0 | 6 | 7,2 | 8,4 | 9,6 | 10,8 | 12 | 13,2 | 14,4 | 15,6 | 16,8 | 18 | 19,2 | 20,4 | 21,6 | 22,8 | 24 |
| | | | | | 0 | 100 | 120 | 140 | 160 | 180 | 200 | 220 | 240 | 260 | 280 | 300 | 320 | 340 | 360 | 380 | 400 |
| | (HP) | (kW) | 3~ | 3x400 V 50 Hz | H (m) | | | | | | | | | | | | | | | | |
| U 18...-250/3T | 2,50 | 1,85 | 2,29 | 4,4 | 35,7 | 33,1 | 32,3 | 31,3 | 30,4 | 29,4 | 28,4 | 27,4 | 26,3 | 25,1 | 24,0 | 22,8 | 21,4 | 19,6 | 17,8 | 15,4 | 12,9 |
| U 18...-400/4T | 4 | 3 | 3,1 | 5,9 | 47,9 | 45,0 | 44,0 | 42,8 | 41,7 | 40,5 | 39,1 | 37,8 | 36,6 | 35,2 | 33,9 | 32,2 | 30,2 | 28,0 | 25,1 | 22,1 | 18,1 |
| U 18...-450/5T | 4,5 | 3,37 | 3,9 | 6,9 | 58,1 | 54,3 | 53,1 | 51,8 | 50,4 | 49,0 | 47,4 | 45,9 | 44,3 | 42,7 | 41,0 | 39,2 | 37,0 | 34,0 | 30,8 | 26,9 | 23,0 |
| U 18...-550/6T | 5,5 | 4 | 4,7 | 8,5 | 70,5 | 66,4 | 65,0 | 63,6 | 62,0 | 60,5 | 58,9 | 57,2 | 55,4 | 53,5 | 51,5 | 49,3 | 46,3 | 43,3 | 39,4 | 34,9 | 30,4 |
| U 18...-750/8T | 7,5 | 5,5 | 6,2 | 11,2 | 95,9 | 90,9 | 89,58 | 88,0 | 86,1 | 83,9 | 81,6 | 79,5 | 76,8 | 74,4 | 71,8 | 68,5 | 65,0 | 60,4 | 55,2 | 49,0 | 42,2 |
| U 18...-900/9T | 10 | 7,5 | 7,0 | 12,9 | 106,4 | 101,8 | 100,4 | 98,6 | 96,1 | 93,5 | 91,0 | 88,2 | 85,5 | 82,7 | 79,7 | 76,2 | 72,1 | 66,9 | 60,8 | 53,7 | 46,1 |

# ULTRA SV/SL/SLX

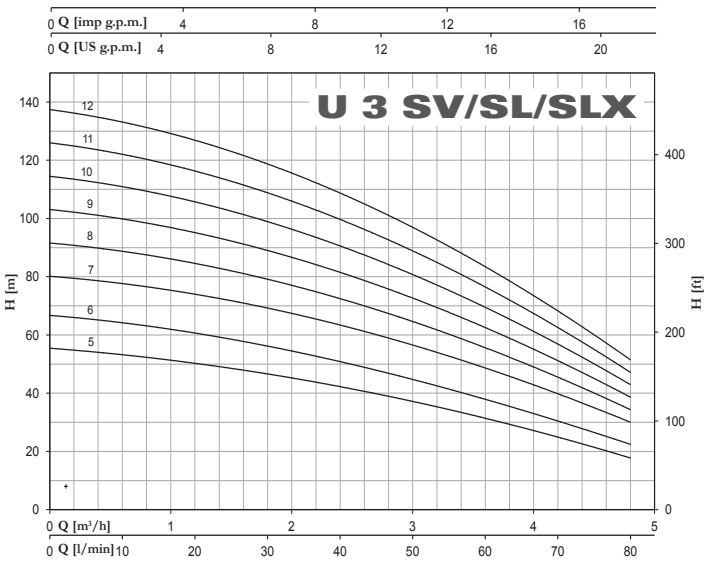


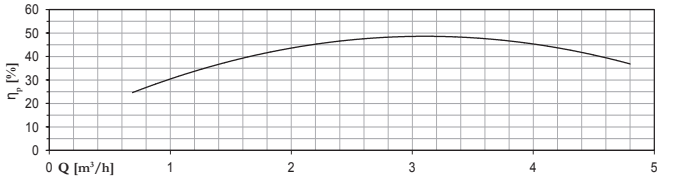


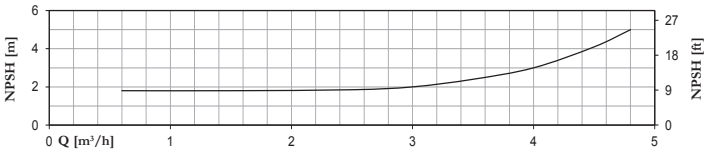


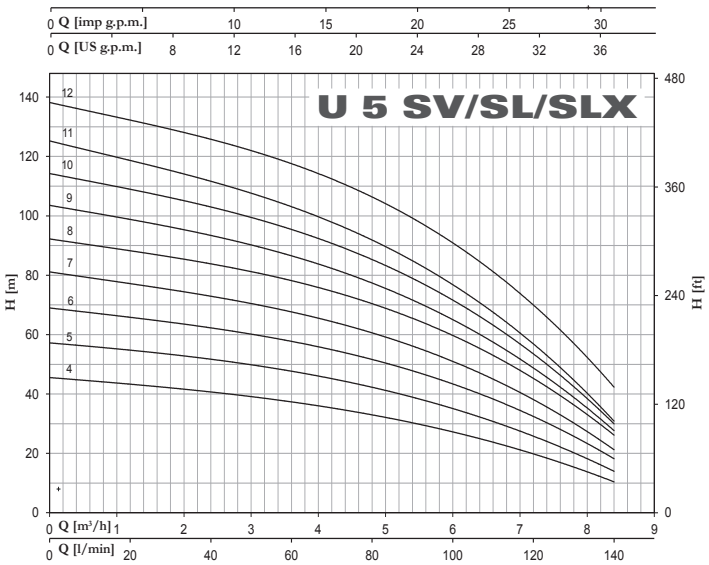


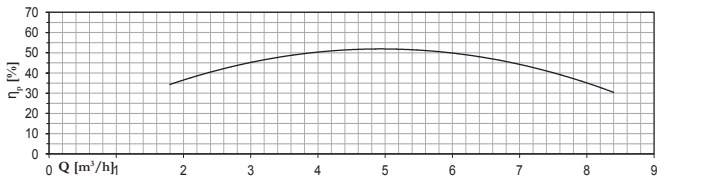


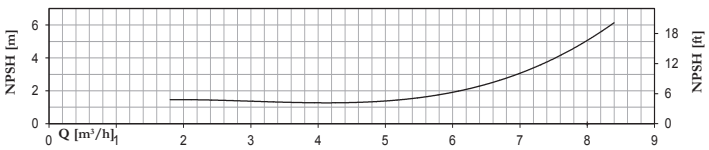


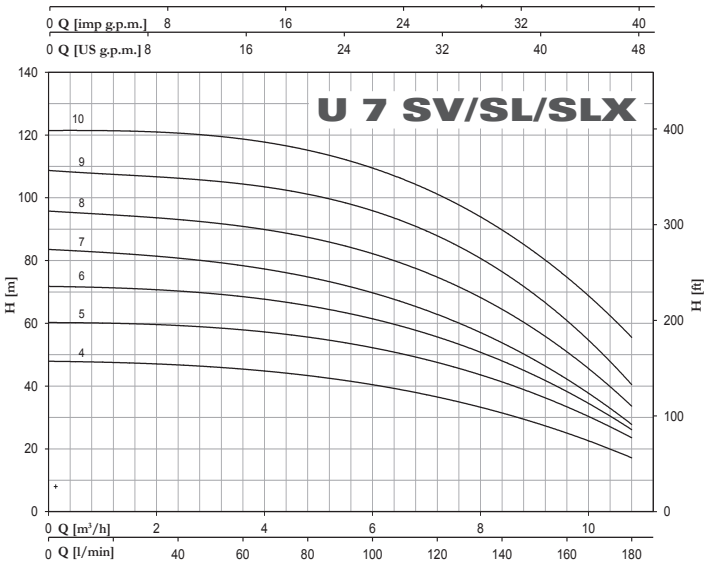


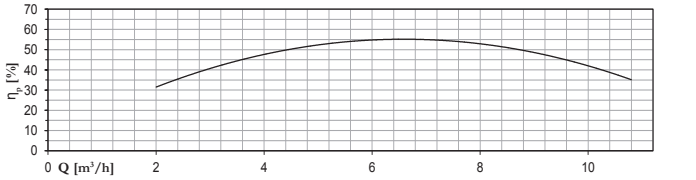


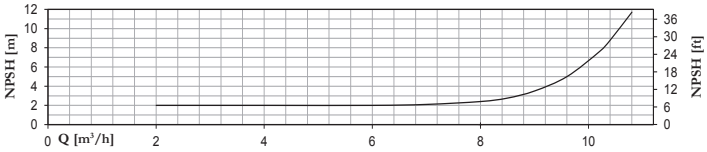


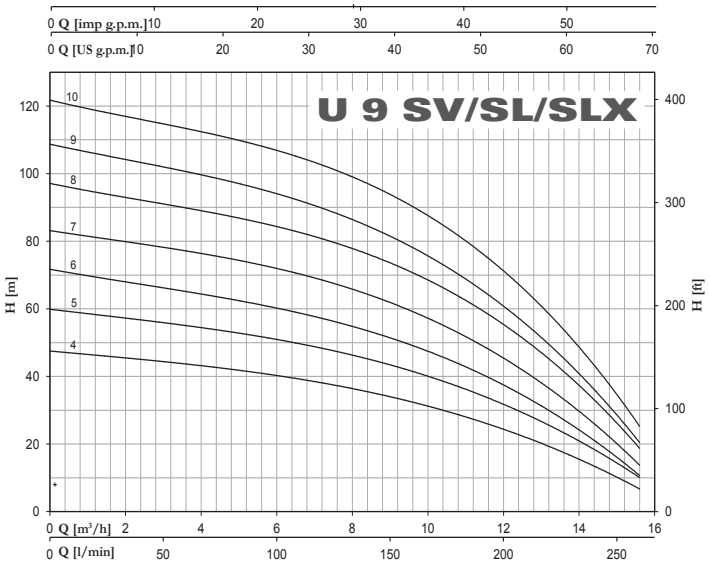


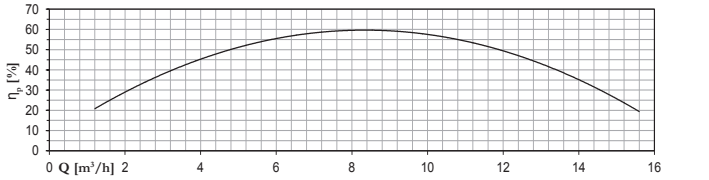


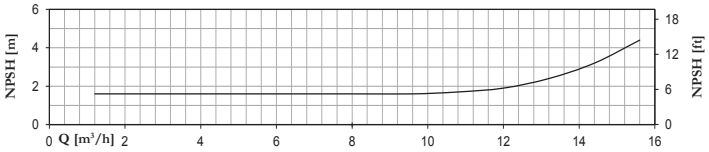

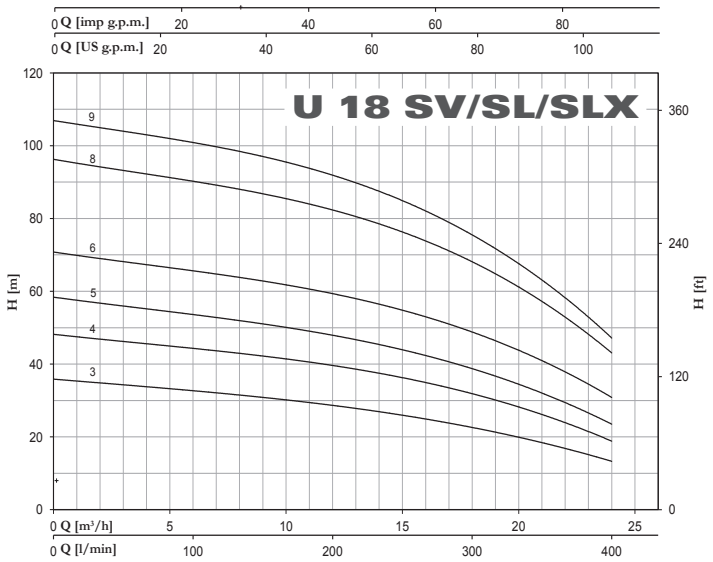
U 18 SV/SL/SLX
Q [imp g.p.m.]
Q [US g.p.m.]
H [m]
H [ft]
Q [m³/h]
Q [l/min]
9
8
6
5
4
3

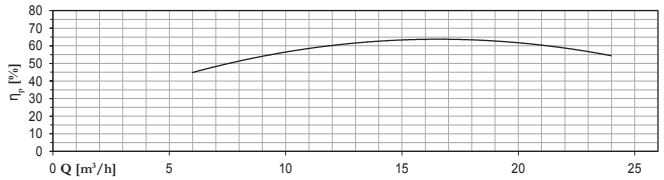
η [%]
Q [m³/h]

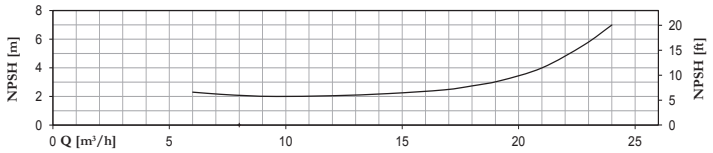
NPSH [m]
NPSH [ft]
Q [m³/h]

# ULTRA SV

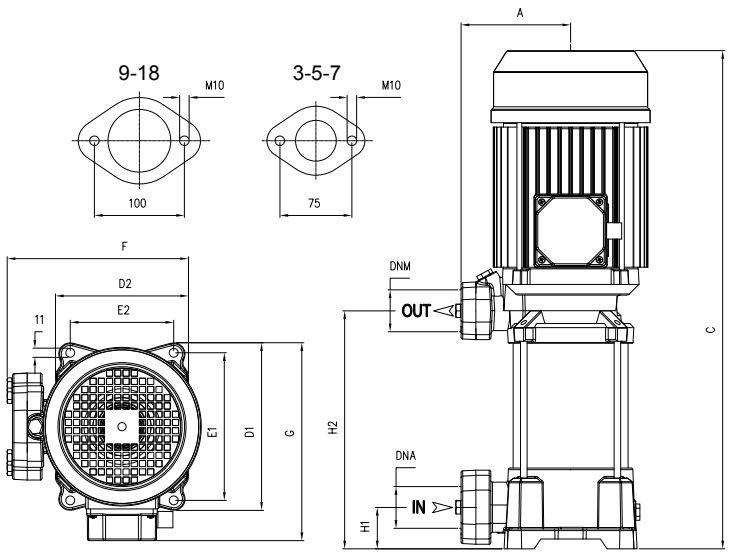


| U 3SV | DIMENSIONS (mm) | | | | | | | | | | Kg | | DNA | DNM |
|---|---|---|---|---|---|---|---|---|---|---|---|---|---|---|
| | A | C | D1 | D2 | E1 | E2 | F | G | H1 | H2 | | | | |
| U 3SV-100/5 | 135 | 413 | 204 | 162 | 178,5 | 125 | 229 | 213 | 40 | 178 | 18,5 | | 1"1/4G | 1"1/4G |
| U 3SV-120/6 | 135 | 437 | 204 | 162 | 178,5 | 125 | 229 | 213 | 40 | 202 | 19,5 | | | |
| U 3SV-150/7 | 135 | 521 | 204 | 162 | 178,5 | 125 | 229 | 220 | 40 | 226 | 22,5 | | | |
| U 3SV-180/8 | 135 | 545 | 204 | 162 | 178,5 | 125 | 229 | 220 | 40 | 250 | 24 | T 23 | | |
| U 3SV-200/9 | 135 | 569 | 204 | 162 | 178,5 | 125 | 229 | 220 | 40 | 274 | 25,5 | T 24,5 | | |
| U 3SV-250/10 | 135 | 593 | 204 | 162 | 178,5 | 125 | 229 | 220 | 40 | 298 | 26,5 | T 24,5 | | |
| U 3SV-280/11 | 135 | 672<br>T 617 | 204 | 162 | 178,5 | 125 | 229 | 228<br>T 220 | 40 | 322 | 29 | T 26,5 | | |
| U 3SV-300/12 | 135 | 696<br>T 641 | 204 | 162 | 178,5 | 125 | 229 | 228<br>T 220 | 40 | 346 | 29,5 | T 28 | | |

| U 5SV | DIMENSIONS (mm) | | | | | | | | | | Kg | | DNA | DNM |
|---|---|---|---|---|---|---|---|---|---|---|---|---|---|---|
| | A | C | D1 | D2 | E1 | E2 | F | G | H1 | H2 | | | | |
| U 5SV-120/4 | 135 | 389 | 204 | 162 | 178,5 | 125 | 229 | 213 | 40 | 178 | 18,5 | | 1"1/4G | 1"1/4G |
| U 5SV-150/5 | 135 | 473 | 204 | 162 | 178,5 | 125 | 229 | 220 | 40 | 202 | 21,5 | | | |
| U 5SV-180/6 | 135 | 497 | 204 | 162 | 178,5 | 125 | 229 | 220 | 40 | 226 | 23 | T 22 | | |
| U 5SV-200/7 | 135 | 521 | 204 | 162 | 178,5 | 125 | 229 | 220 | 40 | 250 | 24 | T 23,5 | | |
| U 5SV-250/8 | 135 | 545 | 204 | 162 | 178,5 | 125 | 229 | 220 | 40 | 274 | 25,5 | T 24,5 | | |
| U 5SV-280/9 | 135 | 624<br>T 569 | 204 | 162 | 178,5 | 125 | 229 | 228<br>T 220 | 40 | 298 | 28 | T 25 | | |
| U 5SV-300/10 | 135 | 648<br>T 593 | 204 | 162 | 178,5 | 125 | 229 | 228<br>T 220 | 40 | 322 | 28,5 | T 26,5 | | |
| U 5SV-350/11 | 135 | 672 | 204 | 162 | 178,5 | 125 | 229 | 228 | 40 | 346 | 35 | T 29 | | |
| U 5SV-380/12 | 135 | 696 | 204 | 162 | 178.5 | 125 | 229 | 228 | 40 | 370 | 35,5 | | | |

| U 7SV | DIMENSIONS (mm) | | | | | | | | | | Kg | | DNA | DNM |
|---|---|---|---|---|---|---|---|---|---|---|---|---|---|---|
| | A | C | D1 | D2 | E1 | E2 | F | G | H1 | H2 | | | | |
| U 7SV-180/4 | 135 | 499 | 204 | 162 | 178,5 | 125 | 229 | 220 | 40 | 178 | 22 | T 21 | 1"1/4G | 1"1/4G |
| U 7SV-250/5 | 135 | 473 | 204 | 162 | 178,5 | 125 | 229 | 220 | 40 | 202 | 24 | T 23 | | |
| U 7SV-300/6 | 135 | 552<br>T 497 | 204 | 162 | 178,5 | 125 | 229 | 228<br>T 220 | 40 | 226 | 26 | T 24,5 | | |
| U 7SV-350/7 | 135 | 576 | 204 | 162 | 178,5 | 125 | 229 | 228 | 40 | 250 | 30 | | | |
| U 7SV-400/8 | 135 | 600 | 204 | 162 | 178,5 | 125 | 229 | 228 | 40 | 274 | 33,5 | | | |
| U 7SV-450/9 | 135 | 652 | 204 | 162 | 178,5 | 125 | 235 | 243 | 40 | 301 | 38 | | | |
| U 7SV-550/10 | 135 | 676 | 204 | 162 | 178,5 | 125 | 235 | 243 | 40 | 325 | 44,5 | | | |

| U 9SV | DIMENSIONS (mm) | | | | | | | | | | Kg | | DNA | DNM |
|---|---|---|---|---|---|---|---|---|---|---|---|---|---|---|
| | A | C | D1 | D2 | E1 | E2 | F | G | H1 | H2 | | | | |
| U 9SV-200/4 | 135 | 473 | 204 | 162 | 178,5 | 125 | 229 | 220 | 40 | 202 | 22,5 | T 22 | 1"1/2G | 1"1/4G |
| U 9SV-250/5 | 135 | 503 | 204 | 162 | 178,5 | 125 | 229 | 220 | 40 | 232 | 24,5 | T 23,5 | | |
| U 9SV-300/6 | 135 | 588<br>T 533 | 204 | 162 | 178,5 | 125 | 229 | 228<br>T 220 | 40 | 262 | 26,5 | T 25 | | |
| U 9SV-400/7 | 135 | 618 | 204 | 162 | 178,5 | 125 | 229 | 228 | 40 | 292 | 33,5 | | | |
| U 9SV-450/8 | 135 | 676 | 204 | 162 | 178,5 | 125 | 235 | 243 | 40 | 325 | 38,0 | | | |
| U 9SV-500/9 | 135 | 706 | 204 | 162 | 178,5 | 125 | 235 | 243 | 40 | 355 | 39,0 | | | |
| U 9SV-550/10 | 135 | 736 | 204 | 162 | 178,5 | 125 | 235 | 243 | 40 | 385 | 43,5 | | | |

| U 18SV | DIMENSIONS (mm) | | | | | | | | | | Kg | DNA | DNM |
|---|---|---|---|---|---|---|---|---|---|---|---|---|---|
| | A | C | D1 | D2 | E1 | E2 | F | G | H1 | H2 | | | |
| U 18SV-250/3T | 135 | 481 | 204 | 162 | 178,5 | 125 | 229 | 220 | 50 | 211 | 24 | 2"G | 1"1/2G |
| U 18SV-400/4T | 135 | 574 | 204 | 162 | 178,5 | 125 | 229 | 228 | 50 | 248 | 33,5 | | |
| U 18SV-450/5T | 135 | 640 | 204 | 162 | 178,5 | 125 | 235 | 243 | 50 | 289 | 38,5 | | |
| U 18SV-550/6T | 135 | 677 | 204 | 162 | 178,5 | 125 | 235 | 243 | 50 | 326 | 43,0 | | |
| U 18SV-750/8T | 135 | 815 | 204 | 162 | 178,5 | 125 | 255 | 253 | 50 | 401 | 54,5 | | |
| U 18SV-900/9T | 135 | 853 | 204 | 162 | 178,5 | 125 | 255 | 253 | 50 | 439 | 60,5 | | |

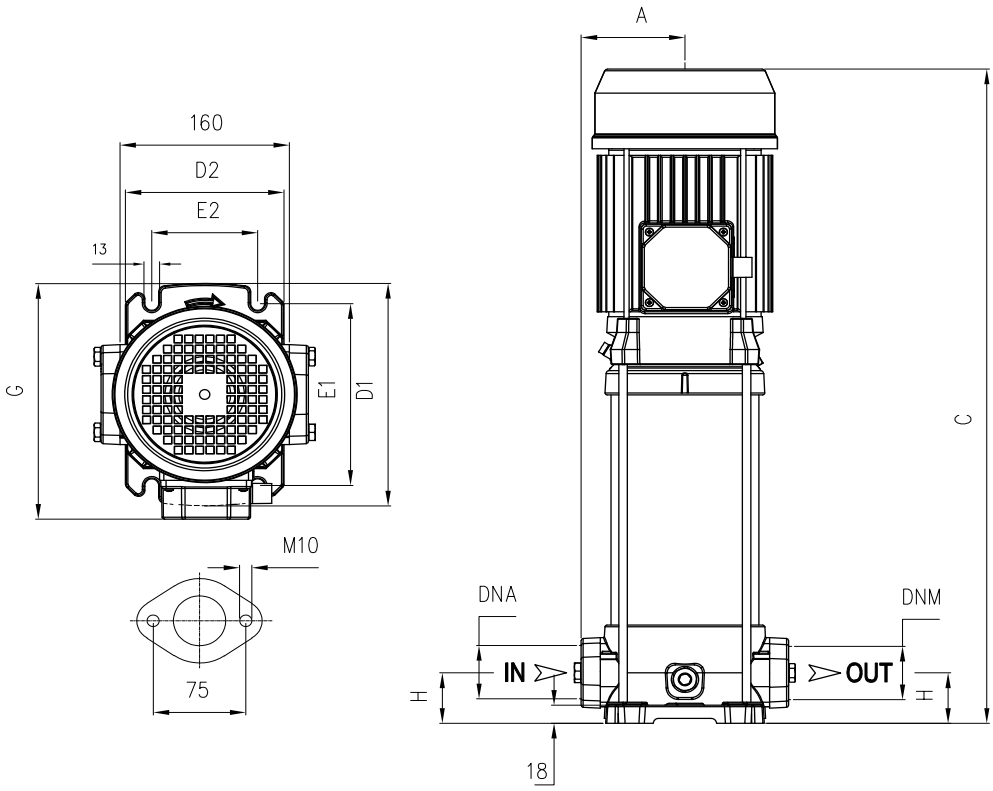


| U 3SL / SLX | DIMENSIONS (mm) | | | | | | | | Kg | | | | DNA | DNM |
|---|---|---|---|---|---|---|---|---|---|---|---|---|---|---|
| | A | C | D1 | D2 | E1 | E2 | G | H | SL | | SLX | | | |
| U 3SL/SLX-100/5 | 98 | 429 | 220 | 150 | 180 | 100 | 228 | 50 | 19 | | 19 | | 1"1/4G | 1"1/4G |
| U 3SL/SLX-120/6 | 98 | 453 | 220 | 150 | 180 | 100 | 228 | 50 | 21,5 | | 20 | | | |
| U 3SL/SLX-150/7 | 98 | 537 | 220 | 150 | 180 | 100 | 228 | 50 | 24,5 | | 23,5 | | | |
| U 3SL/SLX-180/8 | 98 | 561 | 220 | 150 | 180 | 100 | 228 | 50 | 26 | T 25 | 25 | T 24 | | |
| U 3SL/SLX-200/9 | 98 | 585 | 220 | 150 | 180 | 100 | 228 | 50 | 27,5 | T 25 | 25 | T 24 | | |
| U 3SL/SLX-250/10 | 98 | 609 | 220 | 150 | 180 | 100 | 228 | 50 | 29 | T 28 | 28 | T 27 | | |
| U 3SL/SLX-280/11 | 98 | 688<br>T 633 | 220 | 150 | 180 | 100 | 236<br>T 228 | 50 | 31 | T 28,5 | 30 | T 27,5 | | |
| U 3SL/SLX-300/12T | 98 | 712<br>T 657 | 220 | 150 | 180 | 100 | 236<br>T 228 | 50 | 32 | T 30 | 30,5 | T 29 | | |

| U 5SL / SLX | DIMENSIONS (mm) | | | | | | | | Kg | | | | DNA | DNM |
|---|---|---|---|---|---|---|---|---|---|---|---|---|---|---|
| | A | C | D1 | D2 | E1 | E2 | G | H | SL | | SLX | | | |
| U 5SL / SLX -120/4 | 98 | 405 | 220 | 150 | 180 | 100 | 221 | 50 | 20 | | 19 | | 1"1/4G | 1"1/4G |
| U 5SL / SLX -150/5 | 98 | 489 | 220 | 150 | 180 | 100 | 228 | 50 | 23,5 | | 22,5 | T 22 | | |
| U 5SL / SLX -180/6 | 98 | 513 | 220 | 150 | 180 | 100 | 228 | 50 | 25 | T 24 | 23,5 | T 22,5 | | |
| U 5SL / SLX -200/7 | 98 | 537 | 220 | 150 | 180 | 100 | 228 | 50 | 26 | T 25,5 | 25 | T 24 | | |
| U 5SL / SLX -250/8 | 98 | 561 | 220 | 150 | 180 | 100 | 228 | 50 | 27,5 | T 26,5 | 26,5 | T 25,5 | | |
| U 5SL / SLX -280/9 | 98 | 640<br>T 585 | 220 | 150 | 180 | 100 | 236<br>T 228 | 50 | 30 | T 27,5 | 29 | T 26,5 | | |
| U 5SL / SLX -300/10 | 98 | 664<br>T 609 | 220 | 150 | 180 | 100 | 236<br>T 228 | 50 | 30,5 | T 29 | 29,5 | T 27,5 | | |
| U 5SL / SLX -350/11 | 98 | 688 | 220 | 150 | 180 | 100 | 236 | 50 | 37,5 | T 31,5 | 36,5 | T 30 | | |
| U 5SL / SLX -380/12T | 98 | 612 | 220 | 150 | 180 | 100 | 236 | 50 | 38 | | 37 | | | |

| U 7SL / SLX | DIMENSIONS (mm) | | | | | | | | Kg | | | | DNA | DNM |
|---|---|---|---|---|---|---|---|---|---|---|---|---|---|---|
| | A | C | D1 | D2 | E1 | E2 | G | H | SL | | SLX | | | |
| U 7SL / SLX -180/4 | 98 | 465 | 220 | 150 | 180 | 100 | 228 | 50 | 24 | T 23 | 22,5 | T 21,5 | 1"1/4G | 1"1/4G |
| U 7SL / SLX -250/5 | 98 | 489 | 220 | 150 | 180 | 100 | 228 | 50 | 26 | T 25 | 25 | T 24 | | |
| U 7SL / SLX -300/6 | 98 | 568<br>T 513 | 220 | 150 | 180 | 100 | 236<br>T 228 | 50 | 28,5 | T 26,5 | 27,5 | T 25 | | |
| U 7SL / SLX -350/7T | 98 | 592 | 220 | 150 | 180 | 100 | 236 | 50 | 32 | | 31 | | | |
| U 7SL / SLX -400/8T | 98 | 616 | 220 | 150 | 180 | 100 | 236 | 50 | 36 | | 34,5 | | | |
| U 7SL / SLX -450/9T | 98 | 668 | 220 | 150 | 180 | 100 | 251 | 50 | 40,5 | | 39 | | | |
| U 7SL / SLX -550/10T | 98 | 692 | 220 | 150 | 180 | 100 | 251 | 50 | 47,0 | | 43,5 | | | |

# ULTRA SL/SLX

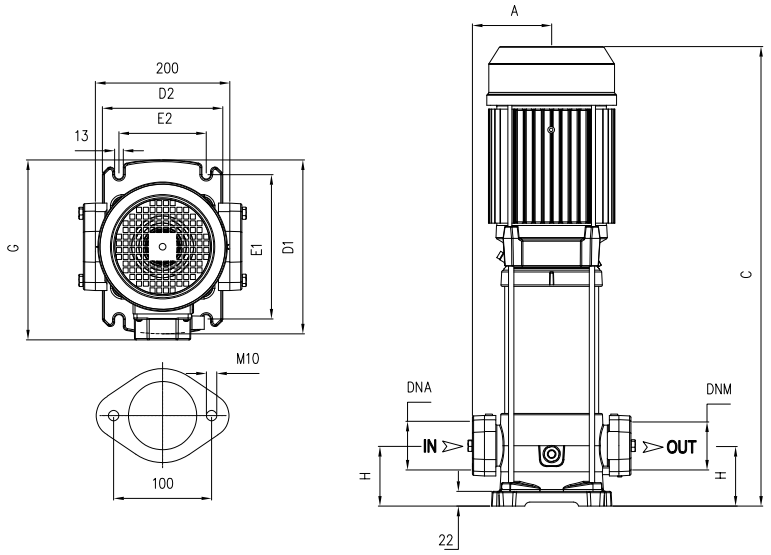


| U 9SL / SLX | DIMENSIONS (mm) | | | | | | | | Kg | | | | DNA | DNM |
|---|---|---|---|---|---|---|---|---|---|---|---|---|---|---|
| | A | C | D1 | D2 | E1 | E2 | G | H | SL | | SLX | | | |
| U 9SL / SLX -200/4 | 118 | 520 | 260 | 180 | 215 | 130 | 248 | 80 | 29,5 | T 28,5 | 28 | T 27 | 1"1/2G | 1"1/2G |
| U 9SL / SLX -250/5 | 118 | 550 | 260 | 180 | 215 | 130 | 248 | 80 | 31 | T 30 | 29,5 | T 28,5 | | |
| U 9SL / SLX -300/6 | 118 | 635<br>T 580 | 260 | 180 | 215 | 130 | 256<br>T 248 | 80 | 33,5 | T 31,5 | 31,5 | T 30 | | |
| U 9SL / SLX -400/7T | 118 | 665 | 260 | 180 | 215 | 130 | 256 | 80 | 40 | | 38,5 | | | |
| U 9SL / SLX -450/8T | 118 | 723 | 260 | 180 | 215 | 130 | 271 | 80 | 44,5 | | 42,5 | | | |
| U 9SL / SLX -500/9T | 118 | 753 | 260 | 180 | 215 | 130 | 271 | 80 | 45,5 | | 43,5 | | | |
| U 9SL / SLX -550/10T | 118 | 783 | 260 | 180 | 215 | 130 | 271 | 80 | 51,5 | | 43,5 | | | |

| U 18SL / SLX | DIMENSIONS (mm) | | | | | | | | Kg | | DNA | DNM |
|---|---|---|---|---|---|---|---|---|---|---|---|---|
| | A | C | D1 | D2 | E1 | E2 | G | H | SL | SLX | | |
| U 18SL/SLX-250/3T | 118 | 482 | 260 | 180 | 215 | 130 | 251 | 90 | 29,5 | 28 | 2"G | 2"G |
| U 18SL/SLX-400/4T | 118 | 615 | 260 | 180 | 215 | 130 | 257 | 90 | 39 | 37,5 | | |
| U 18SL/SLX-450/5T | 118 | 681 | 260 | 180 | 215 | 130 | 271 | 90 | 44,0 | 42,0 | | |
| U 18SL/SLX-550/6T | 118 | 718 | 260 | 180 | 215 | 130 | 271 | 90 | 50,0 | 47,0 | | |
| U 18SL/SLX-750/8T | 118 | 856 | 260 | 180 | 215 | 130 | 280 | 90 | 59,0 | 57,0 | | |
| U 18SL/SLX-900/9T | 118 | 894 | 260 | 180 | 215 | 130 | 280 | 90 | 65,0 | 58,0 | | |

| TYPE | TRUCK | | CONTAINER | |
|---|---|---|---|---|
| | PALLET (cm) | N° pumps | PALLET (cm) | N° pumps |
| U 3SV-100/5-200/9 | 80X120X150 | 42 | 80X120X175 | 49 |
| U 3SV-250/10-300/12 | 80X120X155 | 30 | 80X120X180 | 35 |
| U 3SV-300/12T | 80X120X150 | 42 | 80X120X175 | 49 |
| U 5SV-120/4-250/8 | 80X120X150 | 42 | 80X120X175 | 49 |
| U 5SV-280/9T-300/10T | 80X120X150 | 42 | 80X120X175 | 49 |
| U 5SV-280/9-300/10 | 80X120X155 | 30 | 80X120X180 | 35 |
| U 5SV-350/11-380/12T | 80X120X155 | 30 | 80X120X180 | 35 |
| U 7SV-180/4-350/7T | 80X120X150 | 42 | 80X120X175 | 49 |
| U 7SV-400/8T | 80X120X155 | 30 | 80X120X180 | 35 |
| U 7SV-450/9T-550/10T | 85X110X125 | 20 | 85X110X150 | 24 |
| U 9SV-200/4 | 80X120X150 | 42 | 80X120X175 | 49 |
| U 9SV-250/5-300/6T | 80X120X150 | 42 | 80X120X175 | 49 |
| U 9SV-300/6-400/7T | 80X120X155 | 30 | 80X120X180 | 35 |
| U 9SV-450/8T-550/10T | 85X110X125 | 20 | 85X110X150 | 24 |
| U 18SV-250/3T-400/4T | 80X120X150 | 42 | 80X120X175 | 49 |
| U 18SV-450/5T-550/6T | 85X110X125 | 20 | 85X110X150 | 24 |
| U 18SV-750/8T-900/9T | 100X120X150 | 12 | 100X120X150 | 12 |

| TYPE | TRUCK | | CONTAINER | |
|---|---|---|---|---|
| | PALLET (cm) | N° pumps | PALLET (cm) | N° pumps |
| U 3SL/SLX-100/5-180/8 | 85X110X150 | 36 | 85X110X170 | 42 |
| U 3SL/SLX-200/9-300/12 | 80x120x150 | 30 | 80x120x170 | 35 |
| U 5SL/SLX-120/4-250/8 | 85X110X150 | 36 | 85X110X170 | 42 |
| U 5SL/SLX-280/9-380/12T | 80x120x150 | 30 | 80x120x170 | 35 |
| U 7SL/SLX-180/4-300/6T | 85X110X150 | 36 | 85X110X170 | 42 |
| U 7SL/SLX-300/6-400/8T | 80x120x150 | 30 | 80x120x170 | 35 |
| U 7SL/SLX-450/9T-550/10T | 80x120x150 | 30 | 80x120x170 | 35 |
| U 9SL/SLX-200/4-400/7T | 80X120X155 | 25 | 80X120X185 | 30 |
| U 9SL/SLX-450/8T-550/10T | 85X110X150 | 20 | 85X110X150 | 20 |
| U 18SL/SLX-250/3T-400/4T | 80X120X155 | 25 | 80X120X185 | 30 |
| U 18SL/SLX-450/5T-550/6T | 85X110X150 | 20 | 85X110X150 | 20 |
| U 18SL/SLX-750/8T-900/6T | 85X110X150 | 20 | 85X110X150 | 20 |

# ULTRA SLG/SLXG

ULTRA 3-5-7-9 SLG

ULTRA 3-5-7 SLXG

ULTRA 9 SLXG

Pompe centrifughe multistadio verticali. Adatte alla movimentazione di liquidi non carichi; sistemi di presurizzazione; irrigazione; acque potabili o con glicole in soluzione; trattamento acque; industria alimentare; riscaldamento e condizionamento; sistemi di lavaggio.

Stainless steel multistage vertical pumps. Pumping of clean non-loaded fluids; pressurizing system; irrigation; drinking and glycol water; water treatment; food industry; heating and air conditioning; washing system.

Bombas centrífugas multietapas verticales. Bombeo de líquidos químicamente y mecánicamente no agresivos; sistemas de presurización; riegos; agua potable o con glycol; tratamientos del agua; industria alimenticia; calefacción y refrigeración; sistemas de lavado.

Pompes centrifuges multicellulaires verticales. Pompage d'eaux propres non chargées; groupes de surpression; irrigation; eau potable ou solution de glycol; traitement des eaux; industrie alimentaire; chauffage et climatisation; stations de lavage auto.

| CARATTERISTICHE COSTRUTTIVE / CONSTRUCTION FEATURES<br>CARACTERÍSTICAS CONSTRUCTIVAS / CARACTÉRISTIQUES D'EXÉCUTION | |
|---|---|
| **Corpo pompa**<br>**Pump body**<br>**Cuerpo bomba**<br>**Corps de pompe** | ghisa (SLG); acciaio cromo-nickel AISI 304 (SLXG)<br>cast iron (SLG); stainless steel AISI 304 (SLXG)<br>fundición (SLG); acero cromo-nickel AISI 304 (SLXG)<br>fonte (SLG); acer chrome-nickel AISI 304 (SLXG) |
| **Supporto motore**<br>**Motor bracket**<br>**Soporte motor**<br>**Support moteur** | ghisa<br>cast iron<br>fundición<br>fonte |
| **Giranti, diffusori, camicia, albero motore**<br>**Impellers, diffusers, shell, motor shaft**<br>**Rodetes, difusores, camisa, eje motor**<br>**Turbines, diffuseurs, chemise, arbre moteur** | acciaio cromo-nickel AISI 304<br>stainless steel AISI 304<br>acero cromo-níquel AISI 304<br>acier chrome-nickel AISI 304 |
| **Tenuta meccanica** | ceramica-grafite ≤ 6 giranti<br>grafite-carburo di silicio ≥ 7 giranti |
| **Mechanical seal** | ceramic-graphite ≤ 6 impellers<br>graphite-silicon carbide ≥ 7 impellers |
| **Sello mecánico** | cerámica-grafito ≤ 6 rodetes<br>grafito-carburo de silicio ≥ 7 rodetes |
| **Garniture mécanique** | céramique-graphite ≤ 6 turbines<br>graphite-carbure de silicium ≥ 7 turbines |
| **Cuscinetto intermedio guida albero**<br>**Intermediate shaft guiding stage bush**<br>**Cojinete intermedio guía-eje**<br>**Douilles étage de guidage intermédiarie** | ceramica-carburo di tungsteno<br>ceramic-tungsten carbide<br>ceramica-carburo de tungsteno<br>céramique-carbure de tungstène |
| **Temperatura ambiente**<br>**Ambient temperature**<br>**Temperatura del ambiente**<br>**Température ambiante** | max 40 °C |
| **Temperatura del liquido**<br>**Liquid temperature**<br>**Temperatura del liquído**<br>**Température du liquide** | -15 ÷ +110 °C |
| **Pressione max di esercizio**<br>**Max operating pressure**<br>**Presión max de trabajo**<br>**Pression max de fonctionnement** | max 25 bar |
| **Guarnizione corpo pompa**<br>**Pump body gasket**<br>**Guarniciones cuerpo bomba**<br>**Joint corps de pompe** | EPDM |
| **MOTORE / MOTOR / MOTOR / MOTEUR** | |
| **Motore 2 poli a induzione**<br>**2 pole induction motor**<br>**Motor de 2 polos a inducción**<br>**Moteur à induction à 2 pôles** | 3~ 230/400V-50Hz P ⩽ 4kW<br>3~ 400/690V-50Hz P > 4kW |
| **Classe di isolamento**<br>**Insulation class**<br>**Clase de aislamiento**<br>**Classe d'isolation** | F |
| **Grado di protezione**<br>**Protection degree**<br>**Grado de protección**<br>**Protection** | IPX5 |

**U 3 S V/ X/ G - 350/14 T**

- T — type
- 3 — nominal flow-rate m³/h
- S — stainless steel hydraulic part
- V — "**V**": vertical with overlapped inlet and outlet; "**L**": vertical with in-line inlet and outlet
- X — stainless steel pump body (without "**X**": cast iron)
- G — joint
- 350 — nominal power HPx100
- 14 — No. of impellers
- T — 3~

# ULTRA SLG/SLXG

| TYPE | P2 | | P1 (kW) | AMPERE | Q (m³/h - l/min) | | | | | | | | |
|---|---|---|---|---|---|---|---|---|---|---|---|---|---|
| 3~ | | | | 3~ | 0 | 0,6 | 1,2 | 1,8 | 2,4 | 3 | 3,6 | 4,2 | 4,8 |
| | | | | | 0 | 10 | 20 | 30 | 40 | 50 | 60 | 70 | 80 |
| | (HP) | (kW) | 3~ | 3x400 V 50 Hz | H (m) | | | | | | | | |
| **U 3... -350/14T** | 3 | 2,2 | 2,5 | 4,7 | 160,2 | 155,4 | 148,4 | 138,2 | 126,6 | 112,8 | 97,6 | 78,3 | 60,0 |
| **U 3...-380/16T** | 4 | 3 | 2,9 | 5,5 | 176,3 | 170,2 | 162,9 | 152,8 | 139,0 | 124,0 | 107,0 | 87,5 | 65,2 |
| **U 3...-400/18T** | 4 | 3 | 3,2 | 6,0 | 201,8 | 196,0 | 186,4 | 174,0 | 159,0 | 142,0 | 122,0 | 100,0 | 75,4 |
| **U 3...-450/20T** | 4 | 3 | 3,6 | 6,5 | 225,3 | 219,2 | 209,2 | 195,1 | 179,0 | 159,0 | 137,0 | 112,0 | 84,9 |

| TYPE | P2 | | P1 (kW) | AMPERE | Q (m³/h - l/min) | | | | | | | | |
|---|---|---|---|---|---|---|---|---|---|---|---|---|---|
| 3~ | | | | 3~ | 0 | 1,8 | 2,4 | 3 | 3,6 | 4,2 | 4,8 | 6 | 7,2 |
| | | | | | 0 | 30 | 40 | 50 | 60 | 70 | 80 | 100 | 120 |
| | (HP) | (kW) | 3~ | 3x400 V 50 Hz | H (m) | | | | | | | | |
| **U 5... -400/14T** | 4 | 3 | 3,5 | 6,3 | 162,1 | 151,2 | 147,0 | 141,9 | 136,1 | 130,0 | 123,0 | 104,6 | 79,6 |
| **U 5... -450/16T** | 5,5 | 4 | 4,1 | 7,9 | 184,0 | 172,5 | 167,5 | 161,9 | 155,7 | 149,0 | 141,3 | 121,3 | 92,1 |
| **U 5... -550/18T** | 5,5 | 4 | 4,5 | 8,3 | 208,3 | 194,4 | 189,2 | 182,6 | 175,0 | 166,9 | 157,7 | 134,6 | 102,1 |
| **U 5... -600/20T** | 5,5 | 4 | 5,0 | 8,9 | 231,1 | 216,2 | 210,0 | 202,7 | 194,4 | 185,3 | 175,0 | 149,8 | 114,3 |

| TYPE | P2 | | P1 (kW) | AMPERE | Q (m³/h - l/min) | | | | | | | | |
|---|---|---|---|---|---|---|---|---|---|---|---|---|---|
| 3~ | | | | 3~ | 0 | 2,4 | 3 | 3,6 | 4,8 | 6 | 7,2 | 8,4 | 9,6 |
| | | | | | 0 | 40 | 50 | 60 | 80 | 100 | 120 | 140 | 160 |
| | (HP) | (kW) | 3~ | 3x400 V 50 Hz | H (m) | | | | | | | | |
| **U 7... -750/12T** | 7,5 | 5,5 | 5,1 | 9,9 | 145,9 | 144,5 | 143,8 | 142,6 | 138,2 | 130,9 | 121,0 | 107,6 | 90,0 |
| **U 7...-800/14T** | 7,5 | 5,5 | 5,9 | 10,9 | 170,1 | 168,5 | 167,8 | 166,5 | 161,2 | 152,8 | 141,2 | 125,7 | 105,0 |
| **U 7...-900/16T** | 7,5 | 5,5 | 6,7 | 12,0 | 195,1 | 192,7 | 191,8 | 190,6 | 186,0 | 176,5 | 163,3 | 146,4 | 123,8 |
| **U 7...-950/18T** | 10 | 7,5 | 7,4 | 12,4 | 218,6 | 216,9 | 215,8 | 214,0 | 207,6 | 196,5 | 181,3 | 161,6 | 135,0 |
| **U 7... -1000/20T** | 10 | 7,5 | 8,2 | 13,5 | 243,8 | 240,9 | 240,0 | 238,6 | 232,4 | 220,0 | 204,2 | 182,5 | 154,5 |

| TYPE | P2 | | P1 (kW) | AMPERE | Q (m³/h - l/min) | | | | | | | | | | | |
|---|---|---|---|---|---|---|---|---|---|---|---|---|---|---|---|---|
| 3~ | | | | 3~ | 0 | 3,6 | 4,2 | 4,8 | 6 | 7,2 | 8,4 | 9,6 | 10,8 | 12 | 13,2 | 14,4 |
| | | | | | 0 | 60 | 70 | 80 | 100 | 120 | 140 | 160 | 180 | 200 | 220 | 240 |
| | (HP) | (kW) | 3~ | 3x400 V 50 Hz | H (m) | | | | | | | | | | | |
| **U 9...-750/12T** | 7,5 | 5,5 | 5,3 | 10,1 | 143,2 | 133,4 | 131,4 | 129,4 | 125,0 | 120,5 | 114,2 | 105,4 | 93,9 | 79,5 | 61,9 | 42,8 |
| **U 9...-800/14T** | 7,5 | 5,5 | 6,1 | 11,1 | 168,2 | 155,6 | 153,4 | 151,1 | 146,0 | 140,1 | 133,0 | 123,2 | 110,0 | 93,2 | 71,6 | 49,4 |
| **U 9...-900/16T** | 10 | 7,5 | 6,9 | 12,8 | 195,1 | 180,9 | 178,7 | 176,3 | 170,4 | 163,6 | 156,4 | 146,7 | 132,1 | 113,0 | 91,5 | 67,6 |
| **U 9...-950/18T** | 10 | 7,5 | 7,6 | 12,7 | 215,6 | 202,1 | 199,6 | 197,0 | 191,3 | 183,9 | 175,0 | 161,7 | 144,1 | 125,3 | 100,9 | 72,9 |
| **U 9...-1000/20T** | 10 | 7,5 | 8,5 | 13,9 | 245,0 | 227,2 | 223,8 | 220,3 | 213,1 | 204,4 | 195,3 | 183,3 | 166,4 | 141,4 | 114,7 | 84,4 |

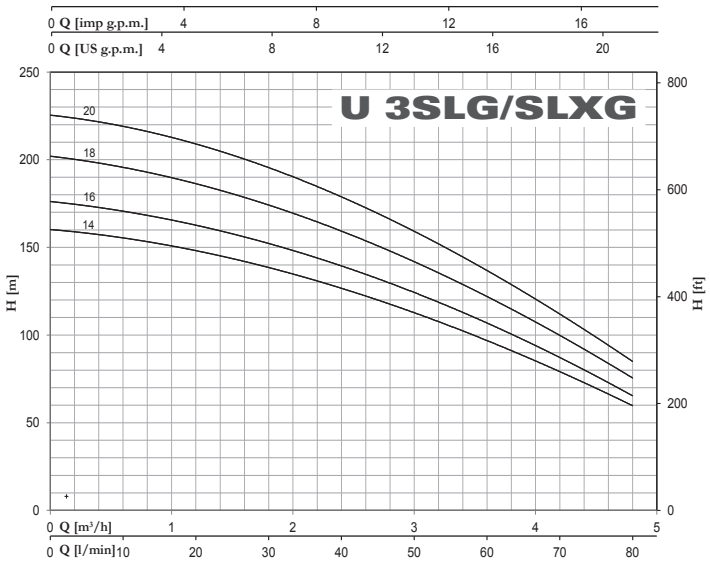
U 3SLG/SLXG
Q [imp g.p.m.]
Q [US g.p.m.]
H [m]
H [ft]
Q [m³/h]
Q [l/min]
20
18
16
14

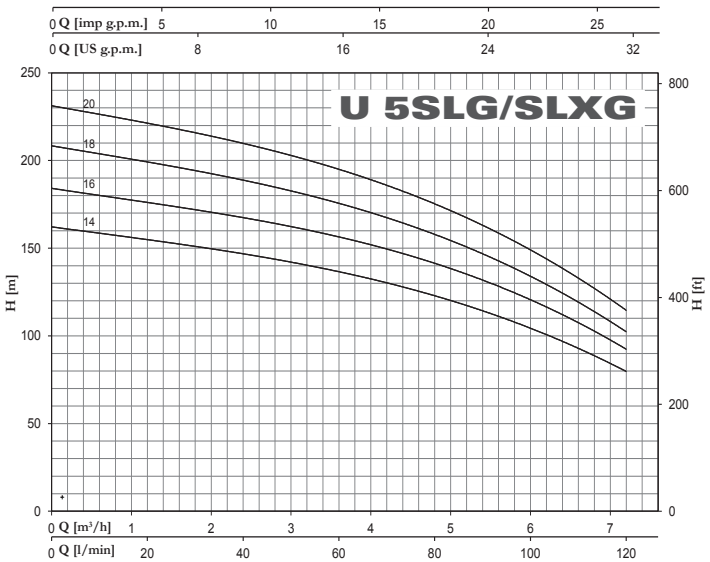
U 5SLG/SLXG
Q [imp g.p.m.]
Q [US g.p.m.]
H [m]
H [ft]
Q [m³/h]
Q [l/min]
20
18
16
14

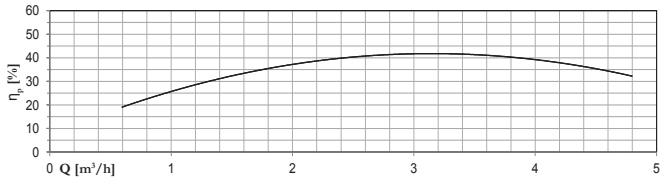
η_p [%]
Q [m³/h]

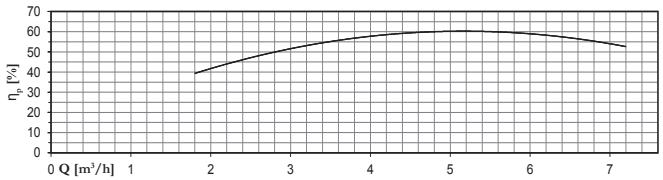
η_p [%]
Q [m³/h]

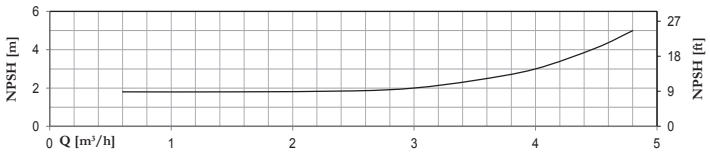
NPSH [m]
NPSH [ft]
Q [m³/h]

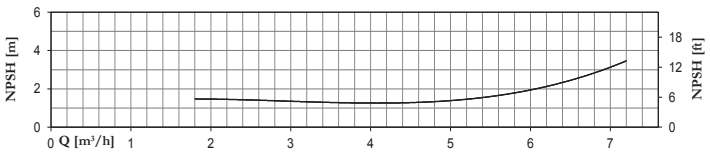
NPSH [m]
NPSH [ft]
Q [m³/h]

U 7SLG/SLXG
Q [imp g.p.m.]
Q [US g.p.m.]
H [m]
H [ft]
Q [m³/h]
Q [l/min]
20
18
16
14
12

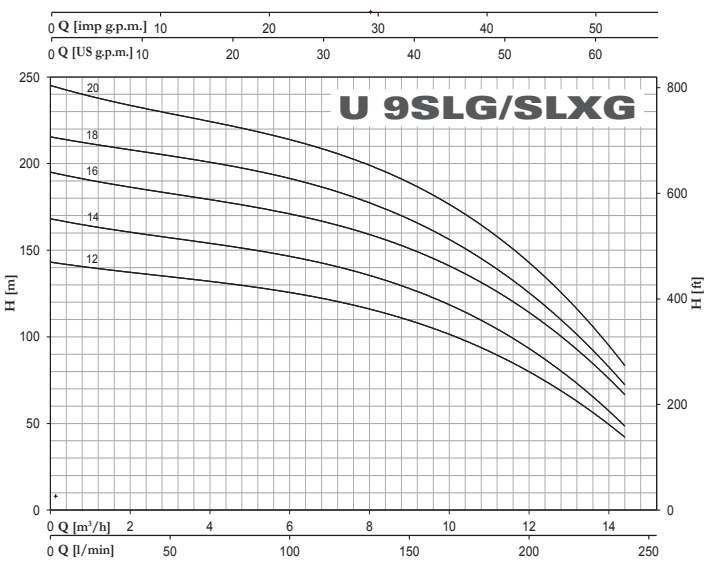
U 9SLG/SLXG
Q [imp g.p.m.]
Q [US g.p.m.]
H [m]
H [ft]
Q [m³/h]
Q [l/min]
20
18
16
14
12

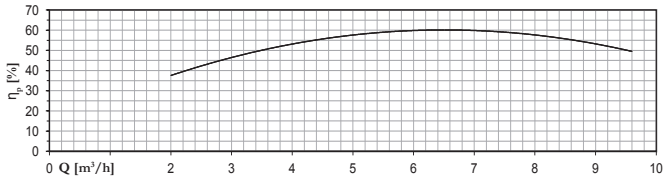
η_p [%]
Q [m³/h]

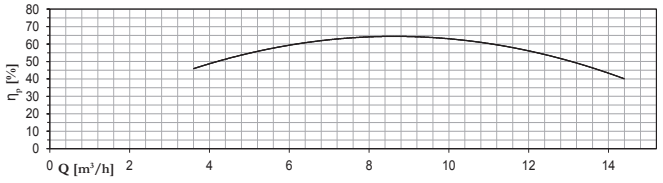
η_p [%]
Q [m³/h]

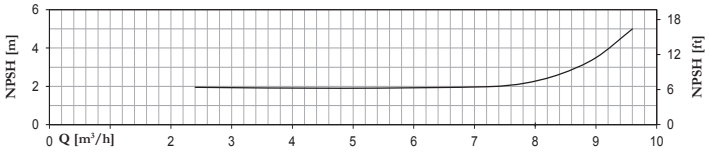
NPSH [m]
NPSH [ft]
Q [m³/h]

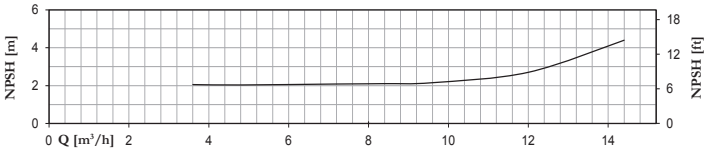
NPSH [m]
NPSH [ft]
Q [m³/h]

# ULTRA SLG/SLXG

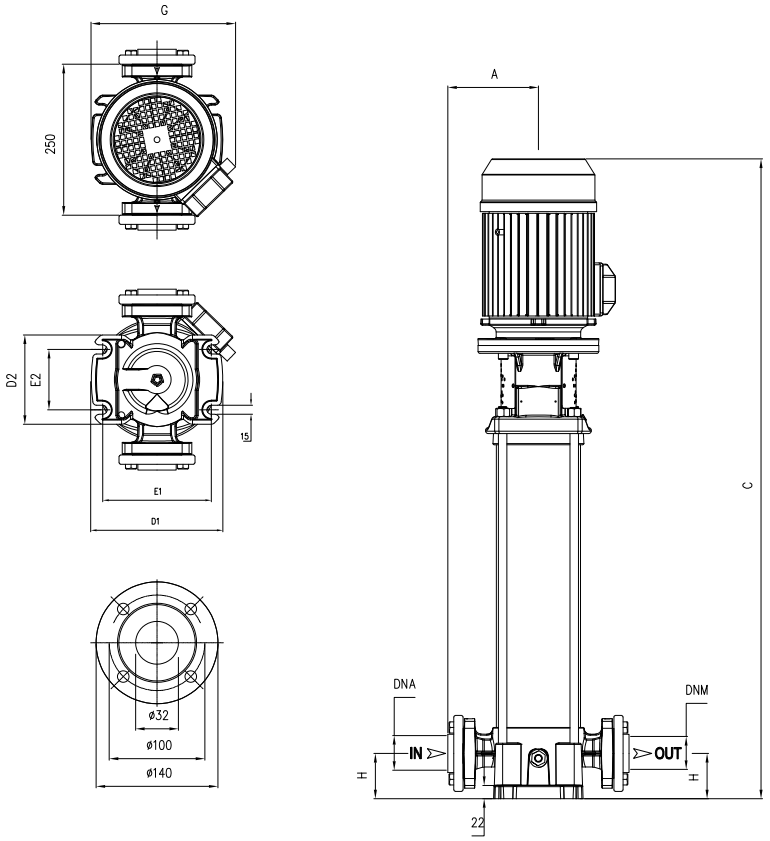


| U 3SLG | DIMENSIONS (mm) | | | | | | | | Kg | DNA | DNM |
|---|---|---|---|---|---|---|---|---|---|---|---|
| | A | C | D1 | D2 | E1 | E2 | G | H | | | |
| U 3SLG-350/14T | 155 | 929 | 220 | 150 | 180 | 100 | 236 | 75 | 49 | 1"1/4G | 1"1/4G |
| U 3SLG-380/16T | 155 | 977 | 220 | 150 | 180 | 100 | 236 | 75 | 53 | | |
| U 3SLG-400/18T | 155 | 1025 | 220 | 150 | 180 | 100 | 236 | 75 | 55 | | |
| U 3SLG-450/20T | 155 | 1095 | 220 | 150 | 180 | 100 | 251 | 75 | 63 | | |

| U 3SLXG | DIMENSIONS (mm) | | | | | | | | Kg | DNA | DNM |
|---|---|---|---|---|---|---|---|---|---|---|---|
| | A | C | D1 | D2 | E1 | E2 | G | H | | | |
| U 3SLXG-350/14T | 155 | 929 | 260 | 180 | 215 | 130 | 236 | 75 | 49 | 1"1/4G | 1"1/4G |
| U 3SLXG-380/16T | 155 | 977 | 260 | 180 | 215 | 130 | 236 | 75 | 53 | | |
| U 3SLXG-400/18T | 155 | 1025 | 260 | 180 | 215 | 130 | 236 | 75 | 55 | | |
| U 3SLXG-450/20T | 155 | 1095 | 260 | 180 | 215 | 130 | 251 | 75 | 62,5 | | |

| U 5SLG | DIMENSIONS (mm) | | | | | | | | Kg | DNA | DNM |
|---|---|---|---|---|---|---|---|---|---|---|---|
| | A | C | D1 | D2 | E1 | E2 | G | H | | | |
| U 5SLG-400/14T | 155 | 956 | 220 | 150 | 180 | 100 | 251 | 75 | 51,5 | 1"1/4G | 1"1/4G |
| U 5SLG-450/16T | 155 | 999 | 220 | 150 | 180 | 100 | 251 | 75 | 63,5 | | |
| U 5SLG-550/18T | 155 | 1047 | 220 | 150 | 180 | 100 | 251 | 75 | 65,5 | | |
| U 5SLG-600/20T | 155 | 1127 | 220 | 150 | 180 | 100 | 260 | 75 | 67 | | |

| U 5SLXG | DIMENSIONS (mm) | | | | | | | | Kg | DNA | DNM |
|---|---|---|---|---|---|---|---|---|---|---|---|
| | A | C | D1 | D2 | E1 | E2 | G | H | | | |
| U 5SLXG-400/14T | 155 | 956 | 260 | 180 | 215 | 130 | 251 | 75 | 51,5 | 1"1/4G | 1"1/4G |
| U 5SLXG-450/16T | 155 | 999 | 260 | 180 | 215 | 130 | 251 | 75 | 63,5 | | |
| U 5SLXG-550/18T | 155 | 1047 | 260 | 180 | 215 | 130 | 251 | 75 | 65,5 | | |
| U 5SLXG-600/20T | 155 | 1127 | 260 | 180 | 215 | 130 | 260 | 75 | 66,5 | | |

| U 7SLG | DIMENSIONS (mm) | | | | | | | | Kg | DNA | DNM |
|---|---|---|---|---|---|---|---|---|---|---|---|
| | A | C | D1 | D2 | E1 | E2 | G | H | | | |
| U 7SLG-750/12T | 155 | 952 | 220 | 150 | 180 | 100 | 260 | 75 | 68,5 | 1"1/4G | 1"1/4G |
| U 7SLG-800/14T | 155 | 1000 | 220 | 150 | 180 | 100 | 260 | 75 | 70 | | |
| U 7SLG-900/16T | 155 | 1048 | 220 | 150 | 180 | 100 | 260 | 75 | 77 | | |
| U 7SLG-950/18T | 155 | 1081 | 220 | 150 | 180 | 100 | 288 | 75 | 85,5 | | |
| U 7SLG-1000/20T | 155 | 1129 | 220 | 150 | 180 | 100 | 288 | 75 | 86,5 | | |

| U 7SLXG | DIMENSIONS (mm) | | | | | | | | Kg | DNA | DNM |
|---|---|---|---|---|---|---|---|---|---|---|---|
| | A | C | D1 | D2 | E1 | E2 | G | H | | | |
| U 7SLXG-750/12T | 155 | 952 | 260 | 180 | 215 | 130 | 260 | 75 | 68,5 | 1"1/4G | 1"1/4G |
| U 7SLXG-800/14T | 155 | 1000 | 260 | 180 | 215 | 130 | 260 | 75 | 70 | | |
| U 7SLXG-900/16T | 155 | 1048 | 260 | 180 | 215 | 130 | 260 | 75 | 77 | | |
| U 7SLXG-950/18T | 155 | 1081 | 260 | 180 | 215 | 130 | 288 | 75 | 85,5 | | |
| U 7SLXG-1000/20T | 155 | 1129 | 260 | 180 | 215 | 130 | 288 | 75 | 86 | | |

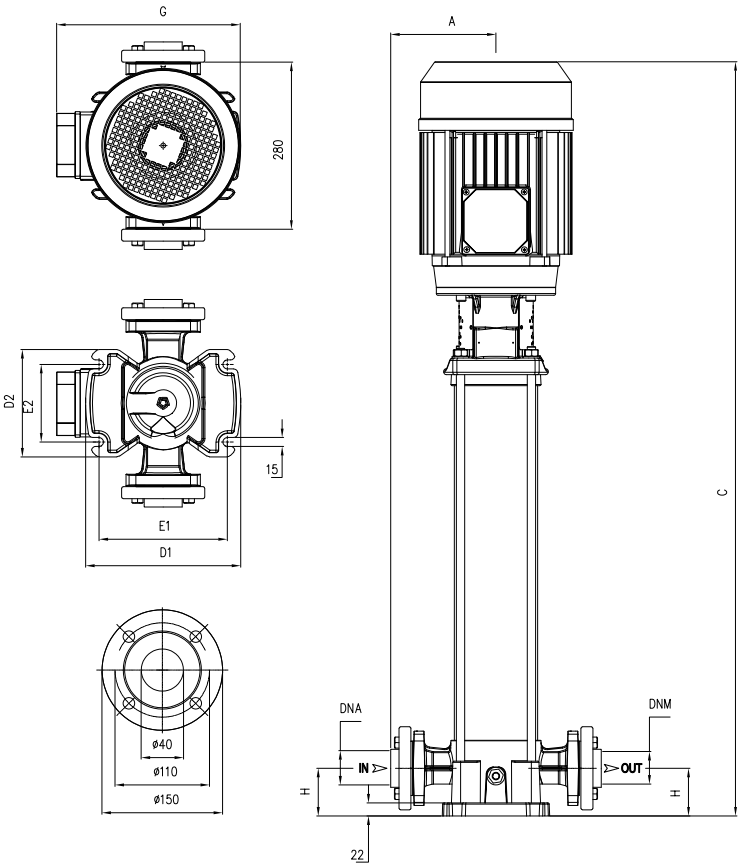


| U 9SLG/SLXG | DIMENSIONS (mm) | | | | | | | | Kg | | DNA | DNM |
|---|---|---|---|---|---|---|---|---|---|---|---|---|
| | A | C | D1 | D2 | E1 | E2 | G | H | SLG | SLXG | | |
| **U 9...-750/12T** | 170 | 1039 | 260 | 180 | 215 | 130 | 280 | 80 | 72 | 72 | | |
| **U 9... -800/14T** | 170 | 1099 | 260 | 180 | 215 | 130 | 280 | 80 | 73,5 | 73,5 | | |
| **U 9... -900/16T** | 170 | 1159 | 260 | 180 | 215 | 130 | 280 | 80 | 81 | 80 | 1"1/2G | 1"1/2G |
| **U 9... -950/18T** | 170 | 1204 | 260 | 180 | 215 | 130 | 308 | 80 | 89 | 88,5 | | |
| **U 9... -1000/20T** | 170 | 1264 | 260 | 180 | 215 | 130 | 308 | 80 | 91 | 91 | | |

| | TYPE | TRUCK | | CONTAINER | |
|---|---|---|---|---|---|
| | | PALLET (cm) | N° pumps | PALLET (cm) | N° pumps |
| | **U 3SLG/SLXG-350/14T-380/16T** | 100X120X150 | 12 | 100X120X150 | 12 |
| | **U 3SLG/SLXG-400/18T-450/20T** | 100X135X150 | 12 | 100X135X150 | 12 |
| | **U 5SLG/SLXG-400/14T-450/16T** | 100X120X150 | 12 | 100X120X150 | 12 |
| | **U 5SLG/SLXG-550/18T-600/20T** | 100X135X150 | 12 | 100X135X150 | 12 |
| | **U 7SLG/SLXG-750/12T-800/14T** | 100X120X150 | 12 | 100X120X150 | 12 |
| | **U 7SLG/SLXG-900/16T-1000/20T** | 100X135X150 | 12 | 100X135X150 | 12 |
| | **U 9SLG/SLXG-750/12T-800/14T** | 100X120X150 | 12 | 100X120X150 | 12 |
| | **U 9SLG/SLXG-900/16T-1000/20T** | 100X135X150 | 12 | 100X135X150 | 12 |

# ULTRA HX

Pompe centrifughe multistadio verticali. Adatte alla movimentazione di liquidi non carichi; sistemi di presurizzazione; irrigazione; acque potabili o con glicole in soluzione; trattamento acque; industria alimentare; riscaldamento e condizionamento; sistemi di lavaggio.

Stainless steel multistage vertical pumps. Suitable for clean non-loaded fluids; pressurizing system; irrigation; drinking and glycol water; water treatment; food industry; heating and air conditioning; washing system.

Bombas centrífugas multietapas verticales. Bombeo de líquidos químicamente y mecánicamente no agresivos; sistemas de presurización; riegos; agua potable o con glycol; tratamientos del agua; industria alimenticia; calefacción y refrigeración; sistemas de lavado.

Pompes centrifuges multicellulaires verticales. Pompage d'eaux propres non chargées; groupes de surpression; irrigation; eau potable ou solution de glycol; traitement des eaux; industrie alimentaire; chauffage et climatisation; stations de lavage auto.

| CARATTERISTICHE COSTRUTTIVE / CONSTRUCTION FEATURES<br>CARACTERÍSTICAS CONSTRUCTIVAS / CARACTÉRISTIQUES D'EXÉCUTION | |
|---|---|
| **Corpo pompa**<br>**Pump body**<br>**Cuerpo bomba**<br>**Corps de pompe** | EN 1.4401 / AISI 316 |
| **Supporto motore**<br>**Motor bracket**<br>**Soporte motor**<br>**Support moteur** | ghisa<br>cast iron<br>fundición<br>fonte |
| **Piatto portatenuta**<br>**Seal plate housing**<br>**Plato apoyo sello**<br>**Plaque garniture mécanique** | EN 1.4401 / AISI 316 |
| **Giranti, diffusori, camicia, albero pompa**<br>**Impellers, diffusers, shell, pump shaft**<br>**Rodetes, difusors, camisa, eje bomba**<br>**Turbines, diffuseurs, chemise, arbre pompe** | EN 1.4401 / AISI 316 |
| **Tenuta meccanica**<br>**Mechanical seal**<br>**Sello mecánico**<br>**Garniture mécanique** | carburo di silicio / grafite / EPDM<br>silicon carbide / graphite / EPDM<br>carburo de silicio / grafito / EPDM<br>carbure de silicium / graphite / EPDM |
| **Temperatura ambiente**<br>**Ambient temperature**<br>**Temperatura del ambiente**<br>**Température ambiante** | max 40° C |
| **Temperatura del liquido**<br>**Liquid temperature**<br>**Temperatura del líquido**<br>**Température du liquide** | -15 ÷ +120 °C |
| **Pressione max di esercizio**<br>**Max operating pressure**<br>**Presión max de trabajo**<br>**Pression max de fonctionnement** | 26 bar |
| **Guarnizione corpo pompa**<br>**Pump body gasket**<br>**Guarniciones cuerpo bomba**<br>**Joint corps de pompe** | EPDM |
| **MOTORE / MOTOR / MOTOR / MOTEUR** | |
| **Motore 2 poli a induzione**<br>**2 pole induction motor**<br>**Motor de 2 polos a inducción**<br>**Moteur à induction à 2 pôles** | 3~ 230/400V-50Hz P ≤ 4kW, size B14 V1<br>3~ 400/690V-50Hz P > 4kW, size B5 V1<br>classe di efficienza IE3<br>IE3 efficiency class<br>clase IE3<br>classe IE3 |
| **Classe di isolamento**<br>**Insulation class**<br>**Clase de aislamiento**<br>**Classe d'isolation** | F |
| **Grado di protezione**<br>**Protection degree**<br>**Grado de protección**<br>**Protection** | IP55 |

**U 18 H X - 100/1 T**

- T — 3~
- 1 — No. of impellers
- 100 — nominal power HPx100
- X — AISI 316 impeller, diffuser and pump body
- H — vertical, in-line inlet and outlet, with joint
- 18 — nominal flow-rate $m^3/h$
- U — type

## TECHNICAL DATA U 18 - 22

| TYPE | P2 | | Q (l/min - m³/h - US gpm) | | | | | | | | | | | | | |
|---|---|---|---|---|---|---|---|---|---|---|---|---|---|---|---|---|
| | | | 0 | 133,3 | 150 | 166,7 | 183,3 | 200 | 216,7 | 233,3 | 266,7 | 300 | 350 | 400 | 433,3 | 466,7 |
| | | | 0 | 8 | 9 | 10 | 11 | 12 | 13 | 14 | 16 | 18 | 21 | 24 | 26 | 28 |
| 3~ | | | 0 | 35,2 | 39,6 | 44,0 | 48,4 | 52,8 | 57,2 | 61,6 | 70,3 | 79,1 | 92,3 | 105,5 | 114,3 | 123,1 |
| | kW | HP | H (m) | | | | | | | | | | | | | |
| **U 18HX-100/1T** | 0,75 | 1 | 13,0 | 11,7 | 11,6 | 11,4 | 11,1 | 10,8 | 10,4 | 10,1 | 9,1 | 7,9 | 5,6 | - | | |
| **U 18HX-200/2T** | 1,5 | 2 | 27,1 | 24,3 | 23,9 | 23,5 | 22,9 | 22,3 | 21,7 | 21,1 | 19,3 | 17,2 | 13,1 | 8,0 | | |
| **U 18HX-300/3T** | 2,2 | 3 | 41,2 | 37,4 | 36,7 | 36,1 | 35,3 | 34,4 | 33,6 | 32,7 | 30,1 | 27,1 | 20,8 | 13,5 | | |
| **U 18HX-400/4T** | 3 | 4 | 55,1 | 50,2 | 49,3 | 48,5 | 47,5 | 46,3 | 45,2 | 44,0 | 40,6 | 36,6 | 28,2 | 18,5 | | |
| **U 18HX-550/5T** | 4 | 5,5 | 72,3 | 64,7 | 63,7 | 62,6 | 61,5 | 60,1 | 58,5 | 57,2 | 53,6 | 48,7 | 38,9 | 27,6 | | |
| **U 18HX-750/6T** | 5,5 | 7,5 | 88,0 | 80,1 | 78,9 | 77,7 | 76,4 | 74,9 | 73,3 | 71,7 | 68,0 | 62,4 | 51,3 | 37,5 | | |
| **U 18HX-750/7T** | 5,5 | 7,5 | 102,5 | 93,0 | 91,5 | 90,1 | 88,6 | 86,8 | 84,9 | 83,0 | 78,6 | 72,0 | 59,1 | 43,0 | | |
| **U 18HX-1000/8T** | 7,5 | 10 | 116,9 | 105,9 | 104,2 | 102,6 | 100,8 | 98,8 | 96,5 | 94,4 | 89,3 | 81,7 | 66,9 | 48,5 | | |
| **U 18HX-1000/9T** | 7,5 | 10 | 131,2 | 118,5 | 116,6 | 114,8 | 112,7 | 110,4 | 107,9 | 105,5 | 99,7 | 91,1 | 74,3 | 53,6 | | |
| **U 18HX-1500/10T** | 11 | 15 | 147,3 | 134,1 | 132,1 | 130,1 | 127,9 | 125,5 | 122,8 | 120,2 | 114,1 | 104,8 | 86,3 | 63,4 | | |
| **U 18HX-1500/11T** | 11 | 15 | 161,7 | 147,1 | 144,9 | 142,7 | 140,3 | 137,6 | 134,6 | 131,7 | 125,0 | 114,7 | 94,4 | 69,2 | | |
| **U 18HX-1500/12T** | 11 | 15 | 176,2 | 160,0 | 157,6 | 155,2 | 152,6 | 149,6 | 146,3 | 143,2 | 135,7 | 124,5 | 102,3 | 74,8 | | |
| **U 18HX-1500/13T** | 11 | 15 | 190,6 | 172,9 | 170,3 | 167,7 | 164,8 | 161,6 | 158,0 | 154,6 | 146,4 | 134,2 | 110,1 | 80,3 | | |
| **U 18HX-1500/14T** | 11 | 15 | 204,9 | 185,7 | 182,9 | 180,0 | 176,9 | 173,4 | 169,5 | 165,9 | 157,0 | 143,8 | 117,8 | 85,7 | | |
| **U 18HX-2000/15T** | 15 | 20 | 220,7 | 200,2 | 197,2 | 194,2 | 190,8 | 187,1 | 183,0 | 179,0 | 169,7 | 155,7 | 127,8 | 93,4 | | |
| **U 18HX-2000/16T** | 15 | 20 | 235,1 | 213,1 | 209,8 | 206,6 | 203,0 | 199,0 | 194,6 | 190,4 | 180,3 | 165,3 | 135,6 | 98,9 | | |
| **U 18HX-2000/17T** | 15 | 20 | 249,4 | 225,9 | 222,4 | 219,0 | 215,1 | 210,9 | 206,1 | 201,6 | 190,9 | 174,8 | 143,3 | 104,2 | | |
| **U 22HX-200/1T** | 1,1 | 2 | 14,3 | | | 12,9 | 12,8 | 12,5 | 12,2 | 11,9 | 11,4 | 10,5 | 9,0 | 6,7 | 4,0 | - |
| **U 22HX-300/2T** | 2,2 | 3 | 29,7 | | | 26,9 | 26,6 | 26,3 | 26,0 | 25,5 | 24,5 | 23,3 | 20,7 | 17,1 | 13,9 | 10,6 |
| **U 22HX-400/3T** | 3 | 4 | 45,0 | | | 40,9 | 40,4 | 39,9 | 39,2 | 38,5 | 37,2 | 35,5 | 31,6 | 25,8 | 21,5 | 16,6 |
| **U 22HX-550/4T** | 4 | 5,5 | 62,2 | | | 55,7 | 54,9 | 54,2 | 53,7 | 52,8 | 50,9 | 49,0 | 44,0 | 36,8 | 31,1 | 25,2 |
| **U 22HX-750/5T** | 5,5 | 7,5 | 78,6 | | | 70,8 | 69,9 | 69,0 | 68,5 | 67,4 | 65,1 | 62,8 | 56,9 | 47,9 | 41,0 | 33,5 |
| **U 22HX-1000/6T** | 7,5 | 10 | 94,2 | | | 86,2 | 85,1 | 84,1 | 83,2 | 82,2 | 79,7 | 77,3 | 70,0 | 59,4 | 51,3 | 42,0 |
| **U 22HX-1000/7T** | 7,5 | 10 | 109,5 | | | 99,8 | 98,5 | 97,4 | 96,3 | 95,1 | 92,2 | 89,2 | 80,6 | 68,2 | 58,7 | 47,9 |
| **U 22HX-1500/8T** | 11 | 15 | 126,5 | | | 116,1 | 114,7 | 113,5 | 112,3 | 111,0 | 107,9 | 104,8 | 95,4 | 81,4 | 70,7 | 58,3 |
| **U 22HX-1500/9T** | 11 | 15 | 142,0 | | | 130,2 | 128,6 | 127,2 | 125,9 | 124,4 | 120,8 | 117,3 | 106,7 | 90,8 | 78,7 | 64,8 |
| **U 22HX-1500/10T** | 11 | 15 | 157,5 | | | 144,2 | 142,4 | 140,8 | 139,3 | 137,7 | 133,6 | 129,6 | 117,7 | 100,1 | 86,6 | 71,1 |
| **U 22HX-2000/11T** | 15 | 20 | 174,0 | | | 159,4 | 157,4 | 155,7 | 154,1 | 152,3 | 147,9 | 143,5 | 130,5 | 111,2 | 96,4 | 79,3 |
| **U 22HX-2000/12T** | 15 | 20 | 189,5 | | | 173,4 | 171,2 | 169,3 | 167,6 | 165,5 | 160,7 | 155,8 | 141,6 | 120,4 | 104,2 | 85,6 |
| **U 22HX-2000/13T** | 15 | 20 | 204,9 | | | 187,3 | 184,9 | 182,8 | 180,9 | 178,7 | 173,4 | 168,1 | 152,5 | 129,5 | 111,9 | 91,7 |
| **U 22HX-2000/14T** | 15 | 20 | 220,3 | | | 201,1 | 198,5 | 196,2 | 194,1 | 191,7 | 186,0 | 180,2 | 163,2 | 138,4 | 119,4 | 97,7 |
| **U 22HX-2500/15T** | 18,5 | 25 | 237,4 | | | 218,1 | 215,4 | 213,1 | 211,0 | 208,6 | 202,6 | 196,8 | 179,4 | 153,1 | 133,0 | 109,7 |
| **U 22HX-2500/16T** | 18,5 | 25 | 252,9 | | | 232,2 | 229,4 | 226,9 | 224,6 | 222,0 | 215,6 | 209,4 | 190,7 | 162,7 | 141,1 | 116,3 |
| **U 22HX-2500/17T** | 18,5 | 25 | 268,5 | | | 246,3 | 243,3 | 240,6 | 238,2 | 235,4 | 228,6 | 221,9 | 202,0 | 172,1 | 149,2 | 122,8 |

# 18 HX

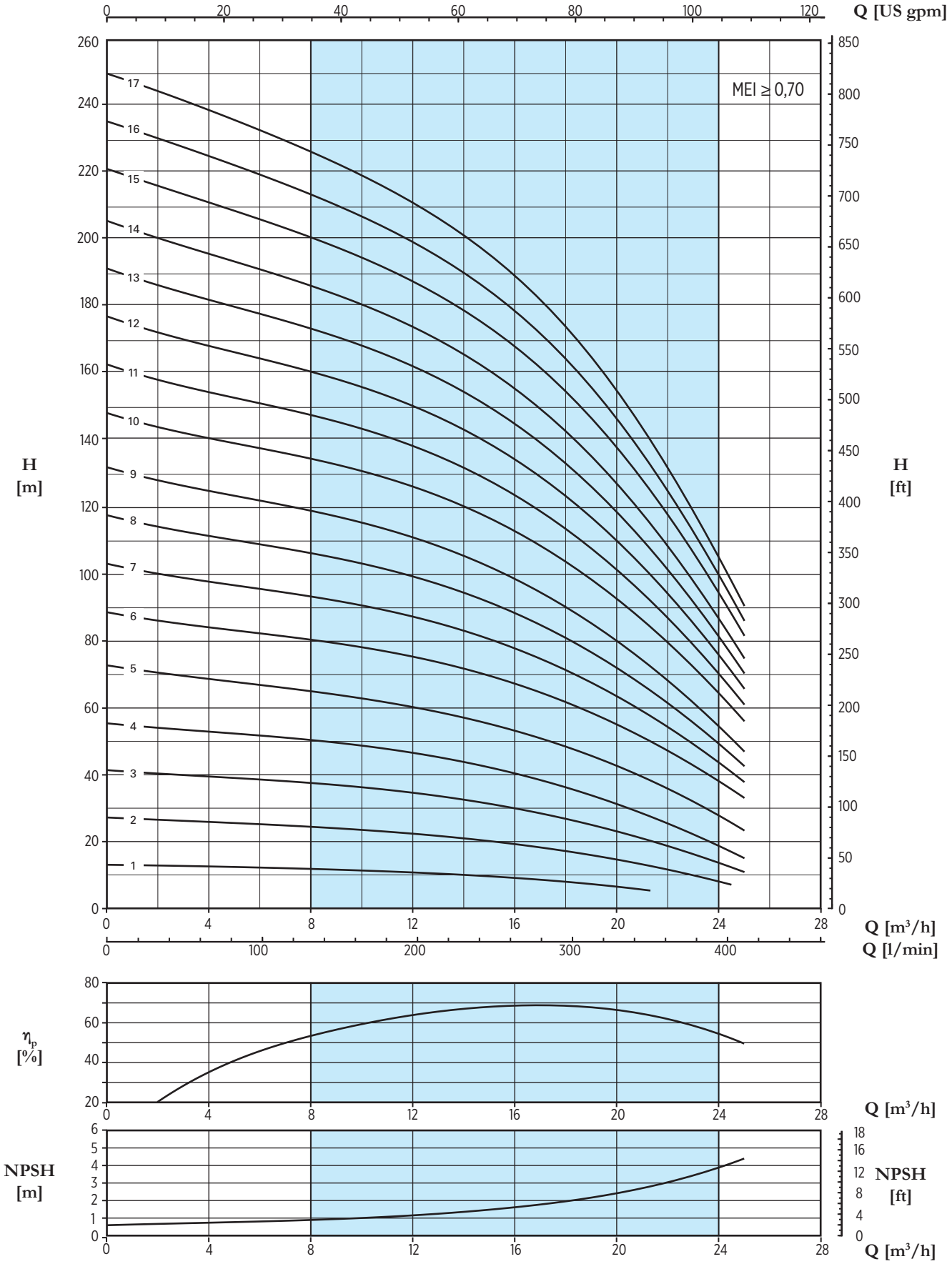


Le caratteristiche idrauliche sono garantite secondo lo Standard ISO 9906:2012, grado 3B

*The hydraulic characteristics are guaranteed, according to ISO Standard 9906:2012, grade 3B*

# 22 HX

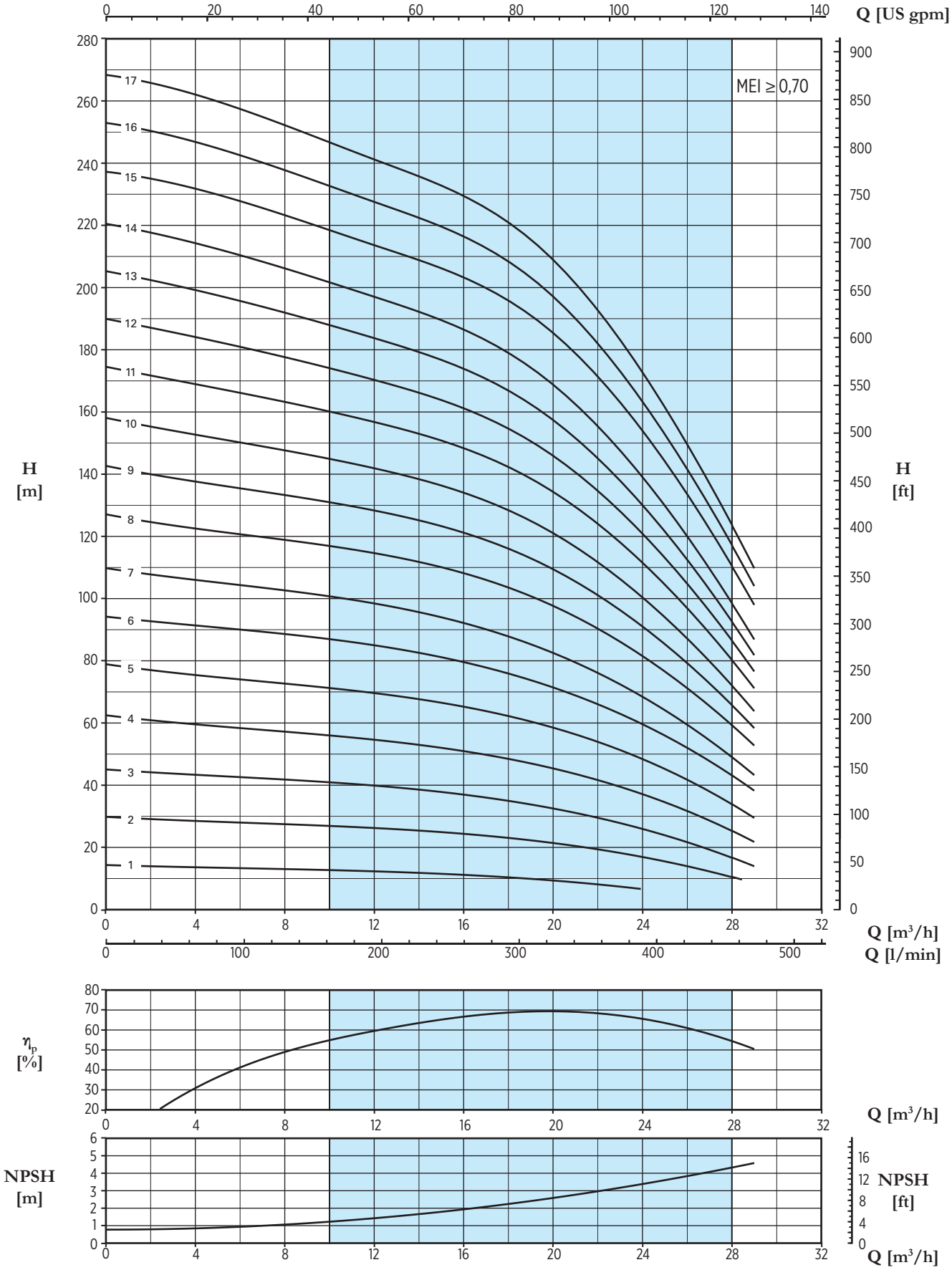


Le caratteristiche idrauliche sono garantite secondo lo Standard ISO 9906:2012, grado 3B

*The hydraulic characteristics are guaranteed, according to ISO Standard 9906:2012, grade 3B*

# ULTRA 18 HX

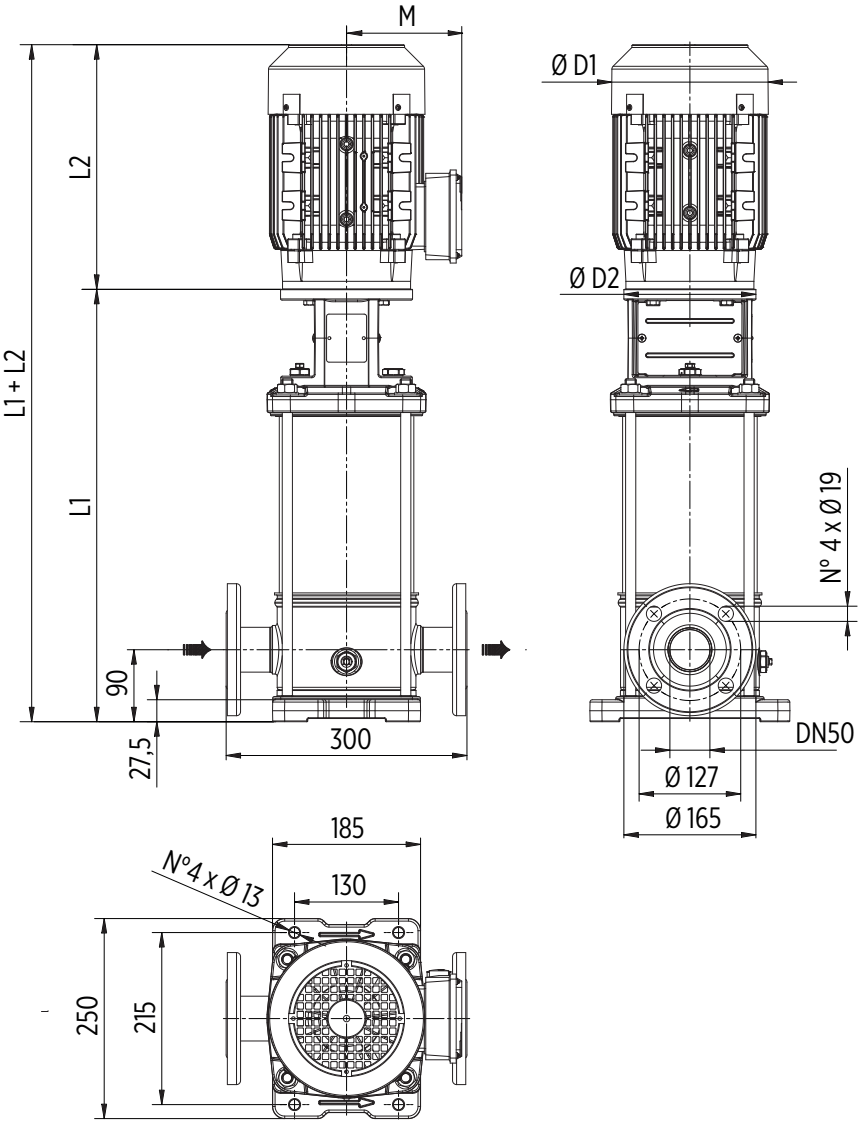


Flange tonde su corpo tipo PN25/40:
la pompa è fornita senza controflange
(accessori opzionali, inclusi giunti e bulloni)

*Round flanges on body type PN25/40:*
*the pump is supplied without counterflanges*
*(optional accessories, including bolts and joints)*

| TYPE | MOTOR | | DIMENSIONS (mm) | | | | | | Kg | | |
|---|---|---|---|---|---|---|---|---|---|---|---|
| | kW | Dim | L1 | L2 | M | D1 | D2 | L1+L2 | Pump | Motor | Eletric Pump |
| **U 18HX-100/1T** | 0,75 | 80 | 396 | 243 | 130 | 157 | 170 | 639 | 19 | 17 | 36 |
| **U 18HX-200/2T** | 1,5 | 90 | 396 | 280 | 145 | 177 | 170 | 676 | 20 | 23 | 43 |
| **U 18HX-300/3T** | 2,2 | 90 | 444 | 308 | 145 | 177 | 170 | 752 | 21,5 | 26 | 47,5 |
| **U 18HX-400/4T** | 3 | 100 | 492 | 333 | 157 | 205 | 170 | 825 | 22,5 | 35 | 57,5 |
| **U 18HX-550/5T** | 4 | 112 | 540 | 350 | 177 | 220 | 170 | 890 | 24 | 43 | 67 |
| **U 18HX-750/6T** | 5,5 | 132 | 800 | 400 | 197 | 256 | 300 | 1200 | 45,5 | 66 | 111,5 |
| **U 18HX-750/7T** | 5,5 | 132 | 848 | 400 | 197 | 256 | 300 | 1248 | 46,5 | 66 | 112,5 |
| **U 18HX-1000/8T** | 7,5 | 132 | 896 | 400 | 197 | 256 | 300 | 1296 | 48 | 73 | 121 |
| **U 18HX-1000/9T** | 7,5 | 132 | 944 | 400 | 197 | 256 | 300 | 1344 | 49,5 | 73 | 122,5 |
| **U 18HX-1500/10T** | 11 | 160 | 1012 | 503 | 255 | 315 | 350 | 1515 | 54 | 120 | 174 |
| **U 18HX-1500/11T** | 11 | 160 | 1060 | 503 | 255 | 315 | 350 | 1563 | 55,5 | 120 | 175,5 |
| **U 18HX-1500/12T** | 11 | 160 | 1108 | 503 | 255 | 315 | 350 | 1611 | 57 | 120 | 177 |
| **U 18HX-1500/13T** | 11 | 160 | 1156 | 503 | 255 | 315 | 350 | 1659 | 58,5 | 120 | 178,5 |
| **U 18HX-1500/14T** | 11 | 160 | 1204 | 503 | 255 | 315 | 350 | 1707 | 60 | 120 | 180 |
| **U 18HX-2000/15T** | 15 | 160 | 1252 | 503 | 255 | 315 | 350 | 1755 | 61 | 132 | 193 |
| **U 18HX-2000/16T** | 15 | 160 | 1300 | 503 | 255 | 315 | 350 | 1803 | 62,5 | 132 | 194,5 |
| **U 18HX-2000/17T** | 15 | 160 | 1348 | 503 | 255 | 315 | 350 | 1851 | 64 | 132 | 196 |

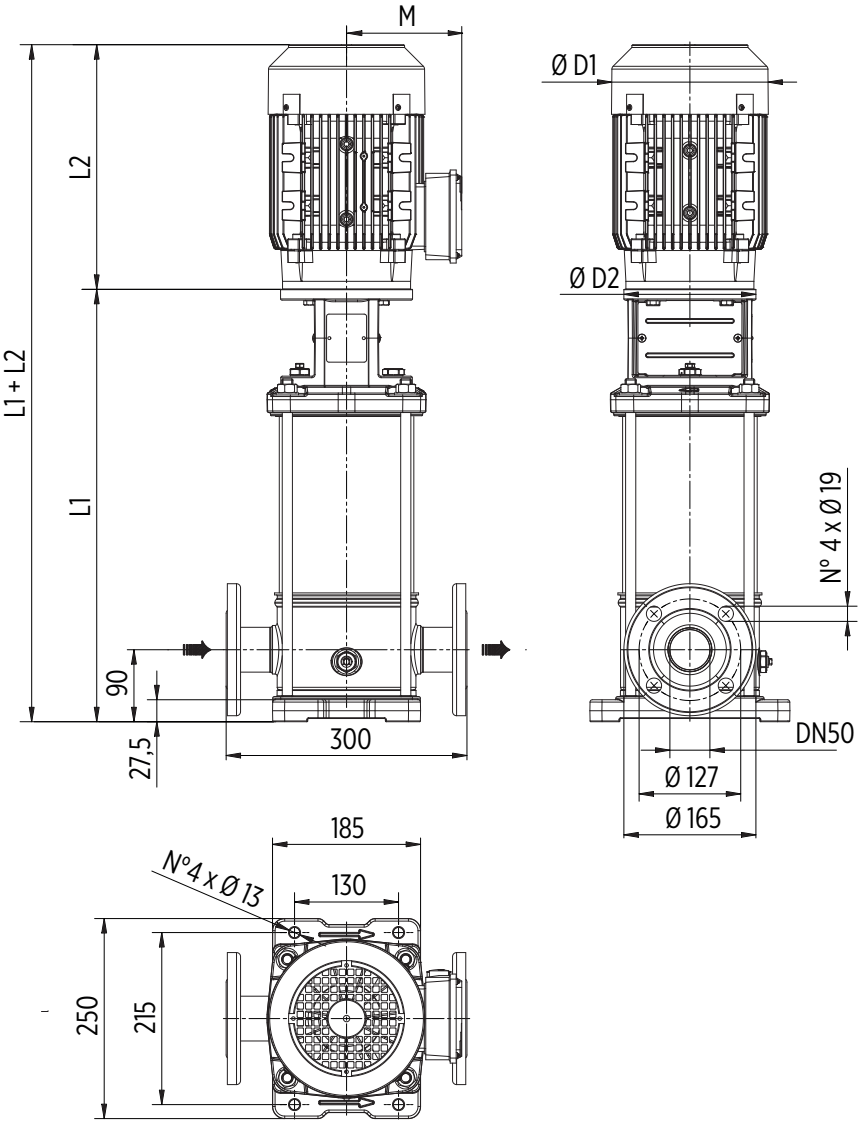


Flange tonde su corpo tipo PN25/40:
la pompa è fornita senza controflange
(accessori opzionali, inclusi giunti e bulloni)

*Round flanges on body type PN25/40:*
*the pump is supplied without counterflanges*
*(optional accessories, including bolts and joints)*

| TYPE | MOTOR | | DIMENSIONS (mm) | | | | | | Kg | | |
|---|---|---|---|---|---|---|---|---|---|---|---|
| | kW | Dim | L1 | L2 | M | D1 | D2 | L1+L2 | Pump | Motor | Eletric Pump |
| **U 22HX-200/1T** | 1,1 | 80 | 396 | 243 | 130 | 157 | 170 | 639 | 19 | 18 | 37 |
| **U 22HX-300/2T** | 2,2 | 90 | 396 | 308 | 145 | 177 | 170 | 704 | 20 | 26 | 46 |
| **U 22HX-400/3T** | 3 | 100 | 444 | 333 | 157 | 205 | 170 | 777 | 21,5 | 35 | 56,5 |
| **U 22HX-550/4T** | 4 | 112 | 492 | 350 | 177 | 220 | 170 | 842 | 22,5 | 43 | 65,5 |
| **U 22HX-750/5T** | 5,5 | 132 | 752 | 400 | 197 | 256 | 300 | 1152 | 44 | 66 | 110 |
| **U 22HX-1000/6T** | 7,5 | 132 | 800 | 400 | 197 | 256 | 300 | 1200 | 45,5 | 73 | 118,5 |
| **U 22HX-1000/7T** | 7,5 | 132 | 848 | 400 | 197 | 256 | 300 | 1248 | 46,5 | 73 | 119,5 |
| **U 22HX-1500/8T** | 11 | 160 | 916 | 503 | 255 | 315 | 350 | 1419 | 51,5 | 120 | 171,5 |
| **U 22HX-1500/9T** | 11 | 160 | 964 | 503 | 255 | 315 | 350 | 1467 | 53 | 120 | 173 |
| **U 22HX-1500/10T** | 11 | 160 | 1012 | 503 | 255 | 315 | 350 | 1515 | 54,5 | 120 | 174,5 |
| **U 22HX-2000/11T** | 15 | 160 | 1060 | 503 | 255 | 315 | 350 | 1563 | 55,5 | 132 | 187,5 |
| **U 22HX-2000/12T** | 15 | 160 | 1108 | 503 | 255 | 315 | 350 | 1611 | 57 | 132 | 189 |
| **U 22HX-2000/13T** | 15 | 160 | 1156 | 503 | 255 | 315 | 350 | 1659 | 58,5 | 132 | 190,5 |
| **U 22HX-2000/14T** | 15 | 160 | 1204 | 503 | 255 | 315 | 350 | 1707 | 60 | 132 | 192 |
| **U 22HX-2500/15T** | 18,5 | 160 | 1252 | 598 | 252 | 315 | 350 | 1850 | 61,5 | 150 | 211,5 |
| **U 22HX-2500/16T** | 18,5 | 160 | 1300 | 598 | 252 | 315 | 350 | 1898 | 62,5 | 150 | 212,5 |
| **U 22HX-2500/17T** | 18,5 | 160 | 1348 | 598 | 252 | 315 | 350 | 1946 | 64 | 150 | 214 |

# ULTRA HS/HX

Pompe centrifughe multistadio verticali. Adatte alla movimentazione di liquidi non carichi; sistemi di presurizzazione; irrigazione; acque potabili o con glicole in soluzione; trattamento acque; industria alimentare; riscaldamento e condizionamento; sistemi di lavaggio.

Stainless steel multistage vertical pumps. Suitable for clean non-loaded fluids; pressurizing system; irrigation; drinking and glycol water; water treatment; food industry; heating and air conditioning; washing system.

Bombas centrífugas multietapas verticales. Bombeo de líquidos químicamente y mecánicamente no agresivos; sistemas de presurización; riegos; agua potable o con glycol; tratamientos del agua; industria alimenticia; calefacción y refrigeración; sistemas de lavado.

Pompes centrifuges multicellulaires verticales. Pompage d'eaux propres non chargées; groupes de surpression; irrigation; eau potable ou solution de glycol; traitement des eaux; industrie alimentaire; chauffage et climatisation; stations de lavage auto.

| CARATTERISTICHE COSTRUTTIVE / CONSTRUCTION FEATURES<br>CARACTERÍSTICAS CONSTRUCTIVAS / CARACTÉRISTIQUES D'EXÉCUTION | |
|---|---|
| **Corpo pompa**<br>**Pump body**<br>**Cuerpo bomba**<br>**Corps de pompe** | HS: ghisa / cast iron / fundición / fonte GJL-250<br>HX: EN 1.4401 / AISI 316 |
| **Supporto motore**<br>**Motor bracket**<br>**Soporte motor**<br>**Support moteur** | ghisa<br>cast iron<br>fundición<br>fonte |
| **Piatto portatenuta**<br>**Seal plate housing**<br>**Plato apoyo sello**<br>**Plaque garniture mécanique** | HS: EN 1.4301 / AISI 304<br>HX: EN 1.4401 / AISI 316 |
| **Giranti, diffusori, camicia**<br>**Impellers, diffusers, shell**<br>**Rodetes, difusors, camisa**<br>**Turbines, diffuseurs, chemise** | HS: EN 1.4301 / AISI 304<br>HX: EN 1.4401 / AISI 316 |
| **Albero pompa**<br>**Pump shaft**<br>**Eje bomba**<br>**Arbre pompe** | HS: EN 1.4057 / AISI 431<br>HX: EN 1.4460 / AISI 329 |
| **Tenuta meccanica**<br>**Mechanical seal**<br>**Sello mecánico**<br>**Garniture mécanique** | carburo di silicio / grafite / EPDM<br>silicon carbide / graphite / EPDM<br>carburo de silicio / grafito / EPDM<br>carbure de silicium / graphite / EPDM |
| **Temperatura ambiente**<br>**Ambient temperature**<br>**Temperatura del ambiente**<br>**Température ambiante** | max 40° C |
| **Temperatura del liquido**<br>**Liquid temperature**<br>**Temperatura del líquido**<br>**Température du liquide** | -15 ÷ +120 °C |
| **Pressione max di esercizio**<br>**Max operating pressure**<br>**Presión max de trabajo**<br>**Pression max de fonctionnement** | 32 bar (U 35-50)<br>25 bar (U 75-90) |
| **Guarnizione corpo pompa**<br>**Pump body gasket**<br>**Guarniciones cuerpo bomba**<br>**Joint corps de pompe** | EPDM |
| **MOTORE / MOTOR / MOTOR / MOTEUR** | |
| **Motore 2 poli a induzione**<br>**2 pole induction motor**<br>**Motor de 2 polos a inducción**<br>**Moteur à induction à 2 pôles** | 3~ 230/400V-50Hz P ⩽ 4kW, size B14 V1<br>3~ 400/690V-50Hz P > 4kW, size B5 V1<br>classe di efficienza IE3 / IE3 efficiency class<br>clase IE3 / classe IE3 |
| **Classe di isolamento**<br>**Insulation class**<br>**Clase de aislamiento**<br>**Classe d'isolation** | F |
| **Grado di protezione**<br>**Protection degree**<br>**Grado de protección**<br>**Protection** | IP55 |

**U 35 H S / X - 750/3 -2R T**

- T — 3~
- R — possible trimmed impellers
- 2 — No. of impellers
- 750 — nominal power HPx100
- X — AISI 316 impeller, diffuser and pump body
- S — AISI 304 impeller and diffuser, cast iron pump body
- H — vertical, in-line inlet and outlet, with joint
- 35 — nominal flow-rate m³/h
- U — type

## TECHNICAL DATA U 35 - 50

| U 35/50... HS/HX | P2 | | Q (l/min - m³/h - US gpm) | | | | | | | | | |
|---|---|---|---|---|---|---|---|---|---|---|---|---|
| | | | 0 | 417 | 500 | 566,7 | 666,7 | 700 | 800 | 900 | 1000 | 1066,7 |
| | | | 0 | 25 | 30 | 34 | 40 | 42 | 48 | 54 | 60 | 64 |
| 3~ | | | 0 | 109,9 | 131,9 | 149,5 | 175,9 | 184,7 | 211,0 | 237,4 | 263,8 | 281,4 |
| | kW | HP | H (m) | | | | | | | | | |
| U 35...-300/1T | 2,2 | 3 | 24,8 | 18,6 | 17,2 | 15,8 | 12,7 | 11,6 | | | | |
| U 35...-550/2-2RT | 4 | 5,5 | 36,2 | 29,3 | 26,3 | 23,1 | 17,8 | 15,7 | | | | |
| U 35...-550/2-1RT | 4 | 5,5 | 42,8 | 34,3 | 31,6 | 28,8 | 23,4 | 21,3 | | | | |
| U 35...-750/2T | 5,5 | 7,5 | 48,5 | 39,6 | 36,9 | 34,4 | 29,1 | 27,2 | | | | |
| U 35...-750/3-2RT | 5,5 | 7,5 | 60,3 | 49,0 | 44,9 | 40,6 | 32,7 | 29,6 | | | | |
| U 35...-1000/3-1RT | 7,5 | 10 | 67,5 | 54,1 | 50,1 | 46,1 | 38,0 | 35,0 | | | | |
| U 35...-1000/3T | 7,5 | 10 | 72,2 | 58,2 | 54,2 | 50,3 | 42,4 | 39,5 | | | | |
| U 35...-1000/4-2RT | 7,5 | 10 | 85,1 | 68,6 | 63,9 | 58,4 | 48,8 | 44,7 | | | | |
| U 35...-1500/4-1RT | 11 | 15 | 92,8 | 75,3 | 70,2 | 65,2 | 54,8 | 50,8 | | | | |
| U 35...-1500/4T | 11 | 15 | 99,4 | 81,0 | 76,3 | 71,8 | 62,2 | 58,5 | | | | |
| U 35...-1500/5-2RT | 11 | 15 | 109,2 | 89,5 | 82,9 | 76,2 | 63,5 | 58,5 | | | | |
| U 35...-1500/5-1RT | 11 | 15 | 115,1 | 93,6 | 87,0 | 80,6 | 67,5 | 62,4 | | | | |
| U 35...-2000/5T | 15 | 20 | 121,1 | 99,3 | 93,1 | 87,4 | 74,9 | 70,0 | | | | |
| U 35...-2000/6-2RT | 15 | 20 | 133,8 | 109,6 | 101,7 | 93,9 | 78,7 | 72,7 | | | | |
| U 35...-2000/6-1RT | 15 | 20 | 139,7 | 113,7 | 105,8 | 98,3 | 82,7 | 76,6 | | | | |
| U 35...-2000/6T | 15 | 20 | 145,6 | 119,3 | 111,9 | 105,0 | 90,1 | 84,2 | | | | |
| U 35...-2000/7-2RT | 15 | 20 | 157,5 | 128,3 | 119,1 | 110,1 | 92,3 | 85,3 | | | | |
| U 35...-2000/7-1RT | 15 | 20 | 163,3 | 132,3 | 123,2 | 114,4 | 96,2 | 89,1 | | | | |
| U 35...-2500/7T | 18,5 | 25 | 169,2 | 137,9 | 129,1 | 121,0 | 103,5 | 96,6 | | | | |
| U 35...-2500/8-2RT | 18,5 | 25 | 185,5 | 152,0 | 142,0 | 132,5 | 112,8 | 105,1 | | | | |
| U 35...-2500/8-1RT | 18,5 | 25 | 191,9 | 156,4 | 146,6 | 137,4 | 117,4 | 109,6 | | | | |
| U 35...-2500/8T | 18,5 | 25 | 198,4 | 162,5 | 153,0 | 144,6 | 125,4 | 117,8 | | | | |
| U 35...-3000/9-2RT | 22 | 30 | 209,8 | 171,4 | 160,2 | 149,5 | 127,4 | 118,7 | | | | |
| U 35...-3000/9-1RT | 22 | 30 | 216,2 | 175,8 | 164,7 | 154,4 | 131,9 | 123,1 | | | | |
| U 35...-3000/9T | 22 | 30 | 222,7 | 181,8 | 171,1 | 161,5 | 139,8 | 131,3 | | | | |
| U 35...-3000/10-2RT | 22 | 30 | 234,0 | 190,6 | 178,1 | 166,3 | 141,7 | 132,1 | | | | |
| U 35...-3000/10-1RT | 22 | 30 | 240,3 | 194,9 | 182,6 | 171,1 | 146,1 | 136,4 | | | | |
| U 35...-4000/10T | 30 | 40 | 246,8 | 200,9 | 188,9 | 178,2 | 154,0 | 144,5 | | | | |
| U 35...-4000/11-2RT | 30 | 40 | 262,9 | 218,3 | 205,1 | 192,7 | 166,3 | 155,8 | | | | |
| U 35...-4000/11-1RT | 30 | 40 | 269,5 | 222,9 | 209,9 | 197,8 | 171,2 | 160,5 | | | | |
| U 35...-4000/11T | 30 | 40 | 276,2 | 229,2 | 216,5 | 205,3 | 179,4 | 169,1 | | | | |
| U 35...-4000/12-2RT | 30 | 40 | 288,1 | 240,0 | 226,0 | 213,0 | 184,4 | 173,3 | | | | |
| U 35...-4000/12-1RT | 30 | 40 | 294,7 | 244,8 | 230,9 | 218,4 | 189,7 | 178,6 | | | | |
| U 35...-4000/12T | 30 | 40 | 301,4 | 251,1 | 237,8 | 226,0 | 197,6 | 188,0 | | | | |
| U 35...-4000/13-2RT | 30 | 40 | 313,0 | 260,4 | 245,3 | 231,3 | 200,3 | 188,3 | | | | |
| U 35...-4000/13-1RT | 30 | 40 | 319,6 | 265,2 | 250,2 | 236,6 | 205,6 | 193,6 | | | | |
| U 35...-4000/13T | 30 | 40 | 326,3 | 271,5 | 257,0 | 244,2 | 213,5 | 202,9 | | | | |
| U 50...-400/1-1RT | 3 | 4 | 19,6 | | | 16,0 | 14,6 | 14,0 | 12,1 | 9,7 | 7,0 | 4,9 |
| U 50...-550/1T | 4 | 5,5 | 25,1 | | | 20,4 | 19,0 | 18,5 | 16,8 | 14,8 | 12,5 | 10,4 |
| U 50...-750/2-2RT | 5,5 | 7,5 | 38,4 | | | 33,9 | 31,5 | 30,5 | 27,4 | 23,7 | 19,3 | 16,0 |
| U 50...-1000/2T | 7,5 | 10 | 49,0 | | | 42,0 | 39,8 | 38,8 | 35,5 | 31,8 | 27,5 | 24,1 |
| U 50...-1500/3-2RT | 11 | 15 | 63,0 | | | 55,9 | 52,7 | 51,4 | 46,8 | 41,5 | 35,1 | 30,3 |
| U 50...-1500/3T | 11 | 15 | 74,2 | | | 65,0 | 62,1 | 60,9 | 56,5 | 51,3 | 45,5 | 41,0 |
| U 50...-2000/4-2RT | 15 | 20 | 87,5 | | | 77,4 | 73,3 | 71,6 | 65,5 | 58,4 | 50,1 | 43,8 |
| U 50...-2000/4T | 15 | 20 | 97,5 | | | 86,4 | 82,8 | 81,3 | 75,4 | 68,5 | 60,8 | 54,7 |
| U 50...-2500/5-2RT | 18,5 | 25 | 112,1 | | | 99,9 | 95,0 | 92,9 | 85,5 | 76,7 | 66,6 | 58,8 |
| U 50...-2500/5T | 18,5 | 25 | 122,3 | | | 109,1 | 104,7 | 102,9 | 95,6 | 87,1 | 77,5 | 70,0 |
| U 50...-3000/6-2RT | 22 | 30 | 136,0 | | | 120,7 | 114,9 | 112,4 | 103,4 | 92,9 | 80,8 | 71,5 |
| U 50...-3000/6T | 22 | 30 | 146,0 | | | 129,8 | 124,5 | 122,2 | 113,3 | 103,0 | 91,6 | 82,5 |
| U 50...-4000/7-2RT | 30 | 40 | 162,6 | | | 146,4 | 140,1 | 137,3 | 127,2 | 115,2 | 101,3 | 90,8 |
| U 50...-4000/7T | 30 | 40 | 173,0 | | | 155,9 | 150,1 | 147,7 | 137,7 | 126,0 | 112,7 | 102,5 |
| U 50...-4000/8-2RT | 30 | 40 | 187,2 | | | 168,3 | 161,1 | 158,0 | 146,4 | 132,7 | 116,8 | 104,8 |
| U 50...-4000/8T | 30 | 40 | 197,5 | | | 177,7 | 171,1 | 168,2 | 156,8 | 143,4 | 128,2 | 116,5 |
| U 50...-5000/9-2RT | 37 | 50 | 211,7 | | | 190,2 | 182,2 | 178,7 | 165,7 | 150,3 | 132,6 | 119,1 |
| U 50...-5000/9T | 37 | 50 | 222,0 | | | 199,7 | 192,2 | 188,9 | 176,1 | 161,0 | 143,9 | 130,7 |
| U 50...-5000/10-2RT | 37 | 50 | 236,1 | | | 211,9 | 203,0 | 199,1 | 184,6 | 167,5 | 147,9 | 132,9 |
| U 50...-5000/10T | 37 | 50 | 246,4 | | | 221,3 | 212,9 | 209,3 | 195,0 | 178,1 | 159,1 | 144,4 |
| U 50...-6000/11-2RT | 45 | 60 | 261,5 | | | 235,3 | 225,7 | 221,5 | 205,7 | 187,0 | 165,5 | 149,1 |
| U 50...-6000/11T | 45 | 60 | 271,8 | | | 244,8 | 235,7 | 231,8 | 216,2 | 197,7 | 176,9 | 160,9 |
| U 50...-6000/12-2RT | 45 | 60 | 286,0 | | | 257,2 | 246,7 | 242,1 | 224,8 | 204,5 | 181,0 | 163,2 |
| U 50...-6000/12T | 45 | 60 | 296,3 | | | 266,6 | 256,7 | 252,4 | 235,3 | 215,2 | 192,4 | 174,9 |
| U 50...-6000/13-2RT | 45 | 60 | 310,4 | | | 278,9 | 267,6 | 262,7 | 243,9 | 221,8 | 196,5 | 177,2 |

## TECHNICAL DATA U 75 - 90

| U 75/90... HS/HX | P2 | | Q (l/min - m³/h - US gpm) | | | | | | | | | | | |
|---|---|---|---|---|---|---|---|---|---|---|---|---|---|---|
| | | | 0 | 500 | 666,7 | 750 | 833,3 | 1000 | 1166,7 | 1333,3 | 1466,7 | 1666,7 | 1833,3 | 1916,7 |
| | | | 0 | 30 | 40 | 45 | 50 | 60 | 70 | 80 | 88 | 100 | 110 | 115 |
| 3~ | | | 0 | 131,9 | 175,9 | 197,9 | 219,8 | 263,8 | 307,8 | 351,7 | 386,9 | 439,7 | 483,6 | 505,6 |
| | kW | HP | H (m) | | | | | | | | | | | |
| **U 75...-550/1-1RT** | 4 | 5,5 | 21,3 | 18,2 | 17,0 | 16,3 | 15,5 | 13,3 | 10,3 | 6,8 | 3,7 | | | |
| **U 75...-750/1T** | 5,5 | 7,5 | 30,2 | 24,8 | 23,0 | 22,3 | 21,7 | 20,3 | 18,3 | 15,4 | 12,2 | | | |
| **U 75...-1000/2-2RT** | 7,5 | 10 | 38,9 | 37,2 | 35,8 | 34,8 | 33,8 | 30,5 | 25,8 | 20,3 | 14,6 | | | |
| **U 75...-1500/2-1RT** | 11 | 15 | 47,8 | 44,3 | 42,6 | 41,6 | 40,6 | 38,0 | 34,2 | 29,3 | 24,0 | | | |
| **U 75...-1500/2T** | 11 | 15 | 59,3 | 51,2 | 48,0 | 46,8 | 45,5 | 43,2 | 39,9 | 35,3 | 30,8 | | | |
| **U 75...-2000/3-2RT** | 15 | 20 | 67,3 | 63,0 | 60,6 | 59,1 | 57,6 | 53,4 | 47,2 | 39,5 | 31,4 | | | |
| **U 75...-2000/3-1RT** | 15 | 20 | 75,5 | 69,2 | 66,3 | 64,8 | 63,2 | 59,5 | 54,1 | 46,9 | 38,7 | | | |
| **U 75...-2500/3T** | 18,5 | 25 | 89,6 | 77,6 | 72,8 | 70,9 | 69,0 | 65,7 | 60,7 | 53,9 | 47,2 | | | |
| **U 75...-2500/4-2RT** | 18,5 | 25 | 95,5 | 88,6 | 85,1 | 83,2 | 81,1 | 76,0 | 68,3 | 58,5 | 47,9 | | | |
| **U 75...-3000/4-1RT** | 22 | 30 | 103,7 | 94,7 | 90,9 | 88,8 | 86,7 | 82,1 | 75,2 | 65,9 | 55,3 | | | |
| **U 75...-3000/4T** | 22 | 30 | 111,8 | 100,8 | 96,7 | 94,5 | 92,4 | 88,4 | 82,3 | 73,3 | 62,9 | | | |
| **U 75...-4000/5-2RT** | 30 | 40 | 125,3 | 116,2 | 111,8 | 109,5 | 107,0 | 101,1 | 92,1 | 80,4 | 68,0 | | | |
| **U 75...-4000/5-1RT** | 30 | 40 | 133,9 | 122,7 | 117,9 | 115,5 | 113,0 | 107,6 | 99,5 | 88,4 | 76,2 | | | |
| **U 75...-4000/5T** | 30 | 40 | 142,4 | 129,2 | 124,0 | 121,5 | 119,0 | 114,1 | 106,9 | 96,3 | 84,6 | | | |
| **U 75...-4000/6-2RT** | 30 | 40 | 153,5 | 141,6 | 136,2 | 133,3 | 130,3 | 123,4 | 112,9 | 99,0 | 84,1 | | | |
| **U 75...-5000/6-1RT** | 37 | 50 | 162,1 | 148,2 | 142,4 | 139,4 | 136,4 | 130,0 | 120,4 | 107,1 | 92,5 | | | |
| **U 75...-5000/6T** | 37 | 50 | 170,6 | 154,7 | 148,5 | 145,4 | 142,3 | 136,5 | 127,8 | 115,0 | 100,9 | | | |
| **U 75...-5000/7-2RT** | 37 | 50 | 181,7 | 167,0 | 160,6 | 157,2 | 153,6 | 145,7 | 133,7 | 117,7 | 100,3 | | | |
| **U 75...-5000/7-1RT** | 37 | 50 | 190,1 | 173,5 | 166,6 | 163,1 | 159,5 | 152,1 | 141,0 | 125,5 | 108,3 | | | |
| **U 75...-6000/7T** | 45 | 60 | 199,5 | 181,1 | 173,8 | 170,3 | 166,7 | 160,0 | 149,9 | 135,1 | 118,9 | | | |
| **U 75...-6000/8-2RT** | 45 | 60 | 210,6 | 193,5 | 186,0 | 182,2 | 178,1 | 169,3 | 156,0 | 137,9 | 118,4 | | | |
| **U 75...-6000/8-1RT** | 45 | 60 | 219,2 | 200,0 | 192,1 | 188,2 | 184,1 | 175,8 | 163,4 | 145,9 | 126,6 | | | |
| **U 75...-6000/8T** | 45 | 60 | 227,7 | 206,5 | 198,2 | 194,1 | 190,1 | 182,3 | 170,7 | 153,8 | 135,1 | | | |
| **U 90...-750/1-1RT** | 5,5 | 7,5 | 26,4 | | | 20,5 | 19,9 | 18,7 | 17,3 | 15,5 | 13,2 | 9,5 | 5,7 | 3,5 |
| **U 90...-1000/1T** | 7,5 | 10 | 35,6 | | | 27,0 | 25,6 | 23,2 | 21,9 | 20,4 | 18,8 | 15,7 | 12,4 | 10,5 |
| **U 90...-1500/2-2RT** | 11 | 15 | 49,6 | | | 42,4 | 41,3 | 39,0 | 36,6 | 33,2 | 29,4 | 22,7 | 15,7 | 11,7 |
| **U 90...-2000/2T** | 15 | 20 | 69,2 | | | 56,6 | 54,5 | 50,5 | 47,3 | 44,3 | 41,6 | 36,3 | 30,5 | 27,3 |
| **U 90...-2500/3-2RT** | 18,5 | 25 | 80,4 | | | 70,8 | 69,1 | 65,6 | 62,2 | 57,7 | 53,0 | 44,3 | 34,9 | 30,4 |
| **U 90...-3000/3T** | 22 | 30 | 92,4 | | | 82,6 | 80,6 | 76,7 | 73,2 | 69,4 | 65,5 | 57,8 | 49,7 | 45,2 |
| **U 90...-4000/4-2RT** | 30 | 40 | 113,1 | | | 100,6 | 98,2 | 93,5 | 89,0 | 83,5 | 77,5 | 66,5 | 54,6 | 48,5 |
| **U 90...-4000/4T** | 30 | 40 | 125,6 | | | 113,0 | 110,4 | 105,2 | 100,6 | 95,7 | 90,7 | 80,8 | 70,2 | 64,4 |
| **U 90...-5000/5-2RT** | 37 | 50 | 144,1 | | | 128,4 | 125,4 | 119,3 | 113,7 | 106,9 | 99,7 | 86,1 | 71,6 | 64,1 |
| **U 90...-5000/5T** | 37 | 50 | 156,6 | | | 140,7 | 137,4 | 130,9 | 125,2 | 119,1 | 112,8 | 100,3 | 87,1 | 79,8 |
| **U 90...-6000/6-2RT** | 45 | 60 | 175,9 | | | 157,0 | 153,4 | 146,1 | 139,3 | 131,4 | 122,9 | 107,0 | 89,8 | 80,8 |
| **U 90...-6000/6T** | 45 | 60 | 188,4 | | | 169,5 | 165,6 | 157,8 | 150,9 | 143,6 | 136,2 | 121,3 | 105,5 | 96,7 |

# 35 HS/HX

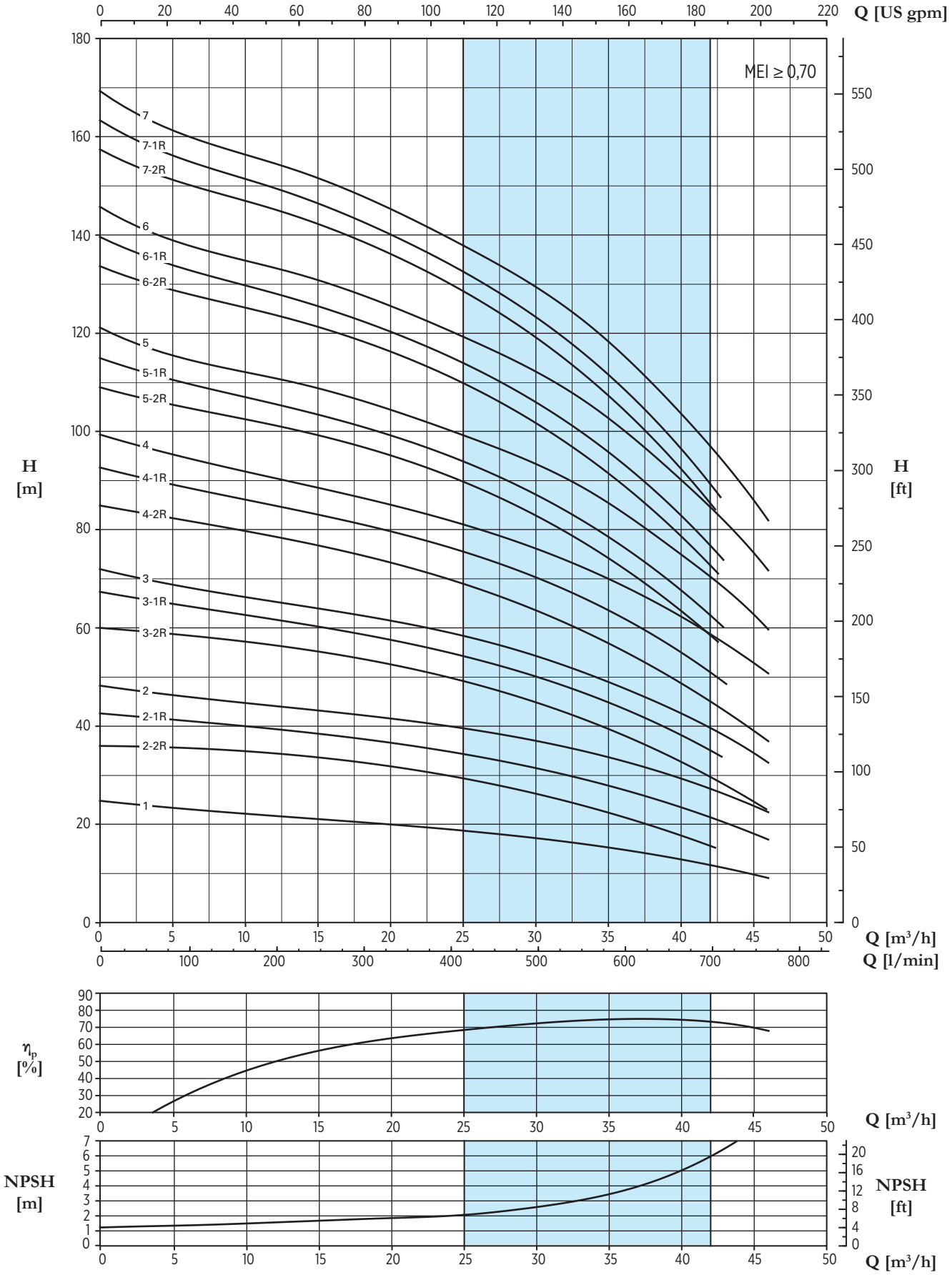


Le caratteristiche idrauliche sono garantite secondo lo Standard ISO 9906:2012, grado 3B

*The hydraulic characteristics are guaranteed, according to ISO Standard 9906:2012, grade 3B*

# 35 HS/HX

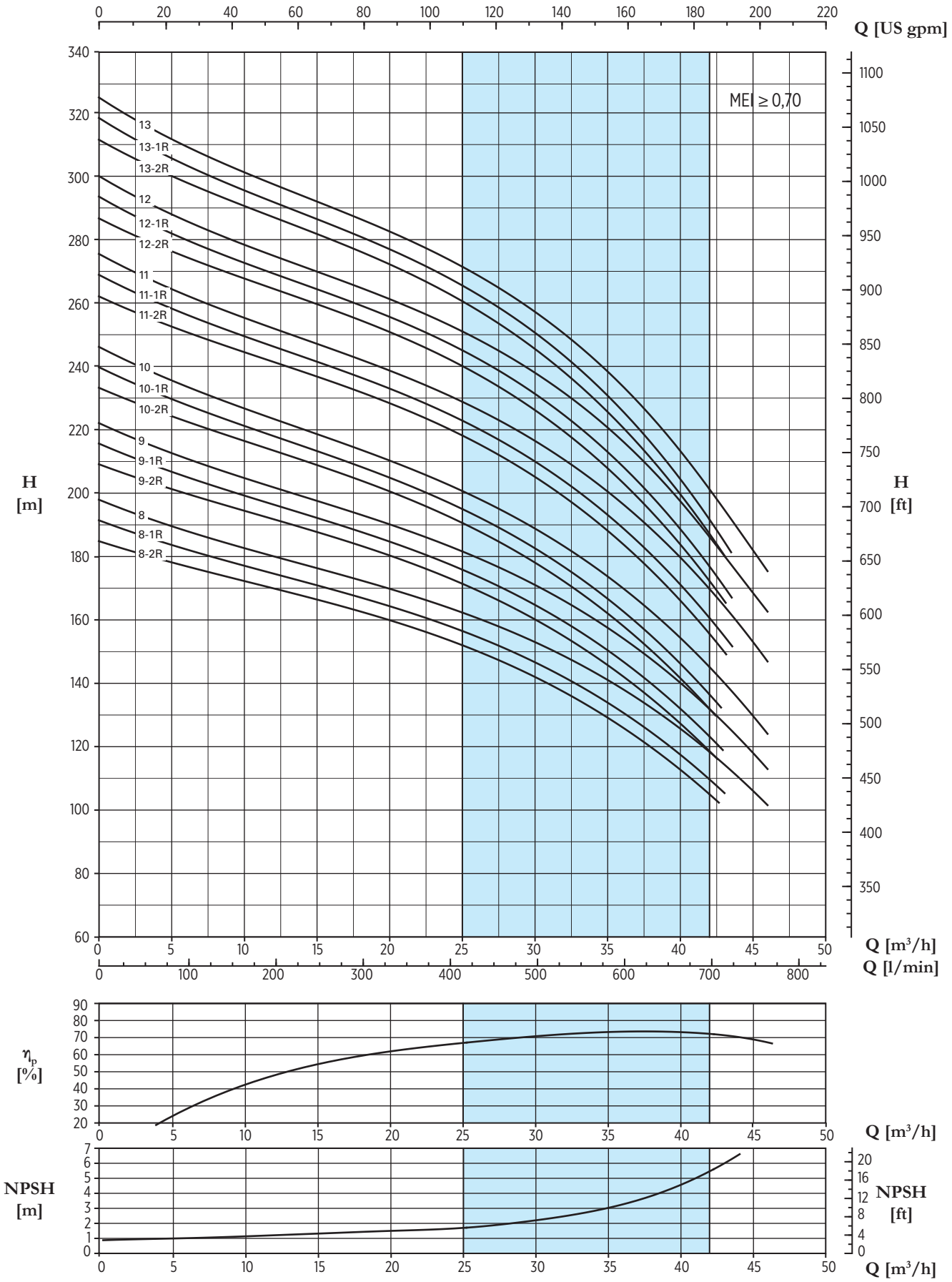


Le caratteristiche idrauliche sono garantite secondo lo Standard ISO 9906:2012, grado 3B

*The hydraulic characteristics are guaranteed, according to ISO Standard 9906:2012, grade 3B*

# 50 HS/HX

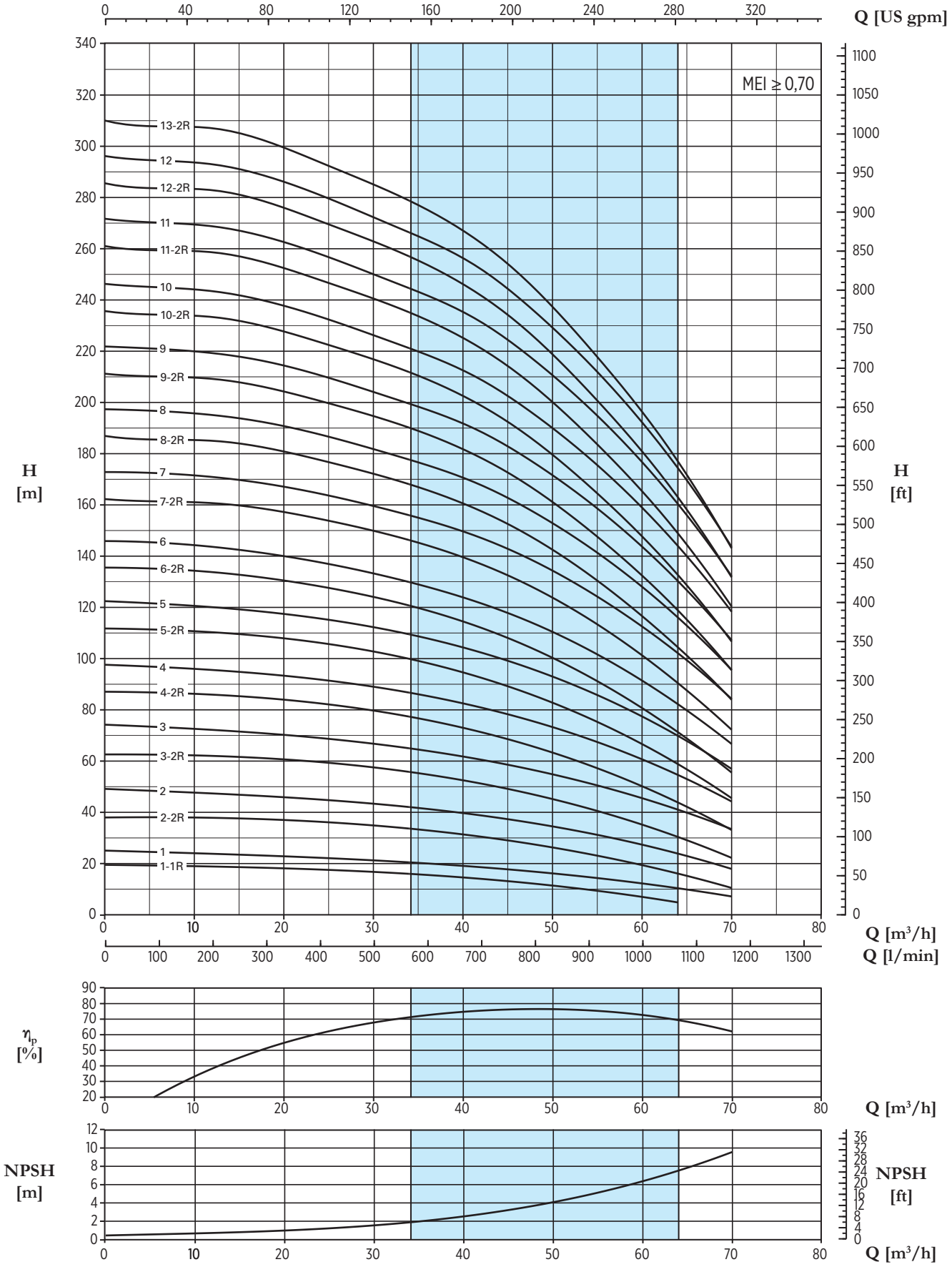


Le caratteristiche idrauliche sono garantite secondo lo Standard ISO 9906:2012, grado 3B

*The hydraulic characteristics are guaranteed, according to ISO Standard 9906:2012, grade 3B*

# 75 HS/HX

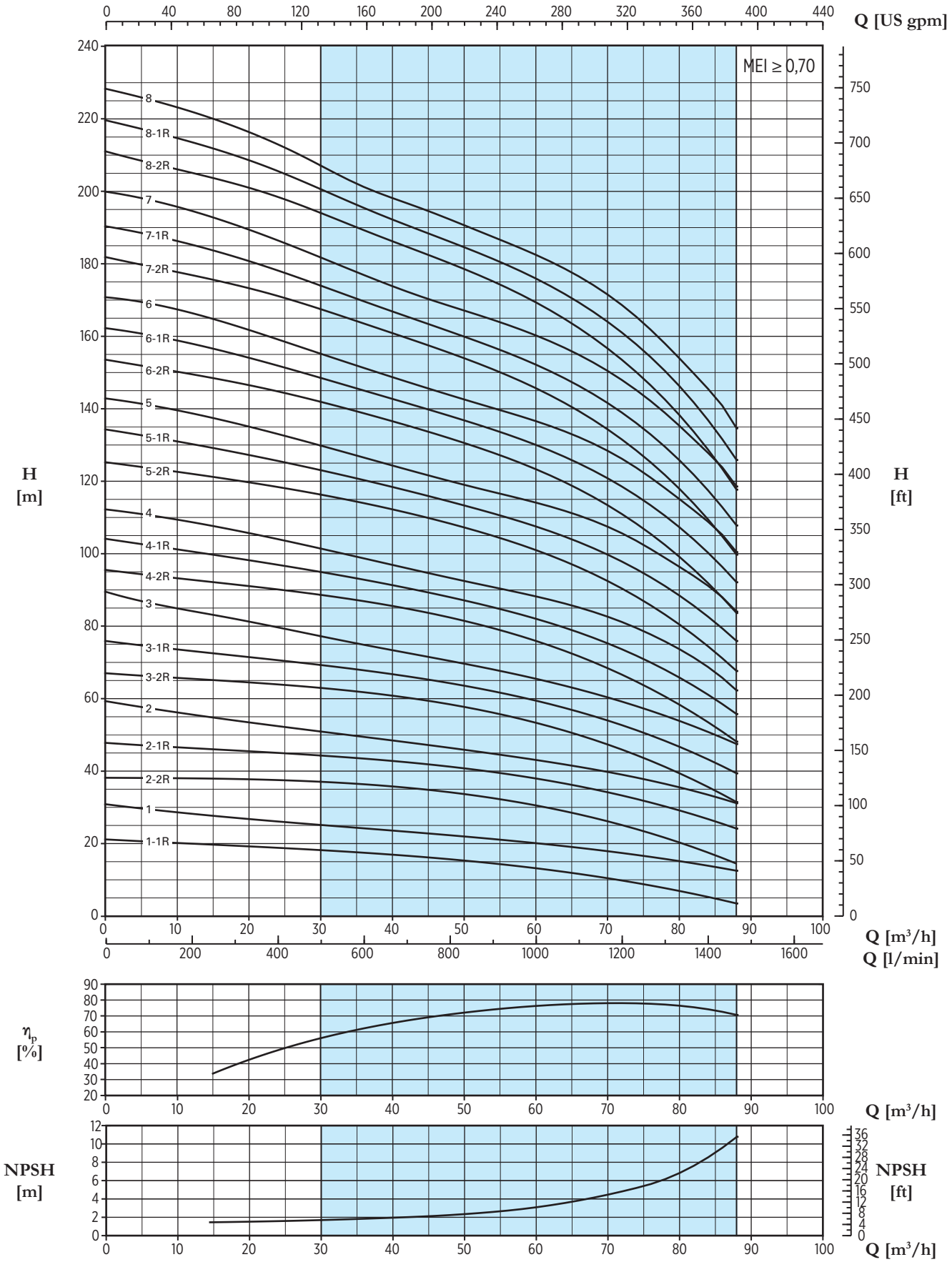


Le caratteristiche idrauliche sono garantite secondo lo Standard ISO 9906:2012, grado 3B

*The hydraulic characteristics are guaranteed, according to ISO Standard 9906:2012, grade 3B*

# 90 HS/HX

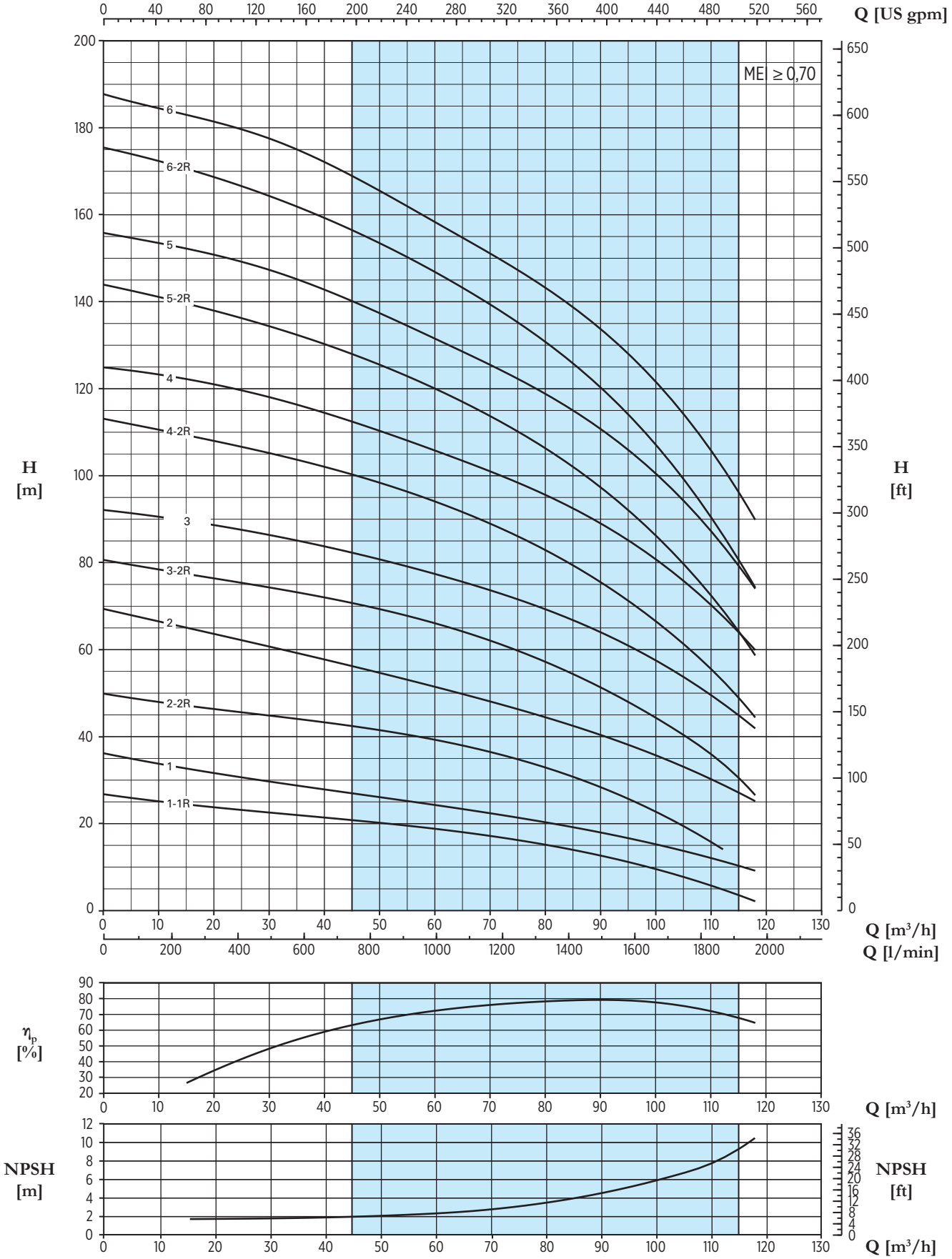


Le caratteristiche idrauliche sono garantite secondo lo Standard ISO 9906:2012, grado 3B

*The hydraulic characteristics are guaranteed, according to ISO Standard 9906:2012, grade 3B*

# ULTRA 35 HS/HX

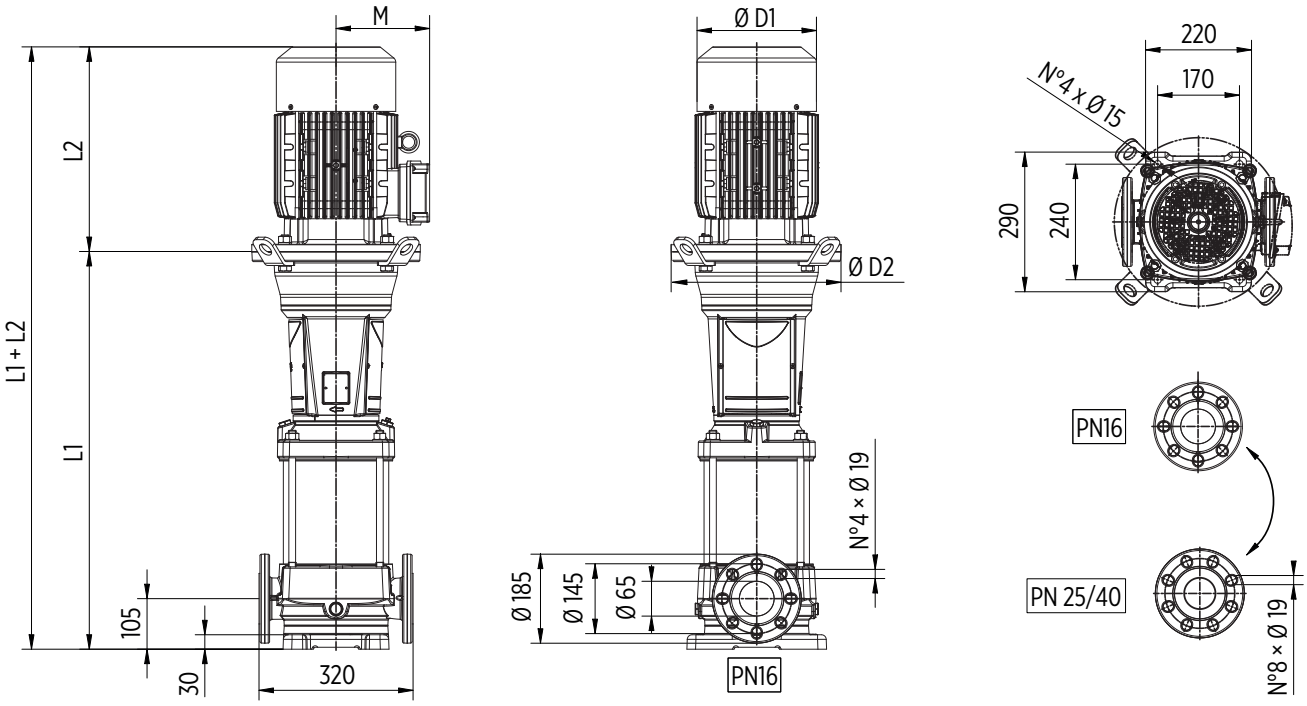


La pompa è fornita senza controflange
(accessori opzionali, inclusi giunti e bulloni)

*The pump is supplied without counterflanges*
*(optional accessories, including bolts and joints)*

| U 35... HS/HX | MOTOR | | DIMENSIONS (mm) | | | | | | Kg | | |
|---|---|---|---|---|---|---|---|---|---|---|---|
| | kW | Dim | L1 | L2 | M | D1 | D2 | L1+L2 | Pump | Motor | Eletric Pump |
| U 35...-300/1T | 2,2 | 90 | 431 | 308 | 145 | 177 | 170 | 739 | 48,5 | 26 | 74,5 |
| U 35...-550/2-2RT | 4 | 112 | 513 | 350 | 177 | 220 | 170 | 863 | 52 | 43 | 95 |
| U 35...-550/2-1RT | 4 | 112 | 513 | 350 | 177 | 220 | 170 | 863 | 52 | 43 | 95 |
| U 35...-750/2T | 5,5 | 132 | 724 | 400 | 197 | 256 | 300 | 1124 | 72,5 | 66 | 138,5 |
| U 35...-750/3-2RT | 5,5 | 132 | 806 | 400 | 197 | 256 | 300 | 1206 | 76,5 | 66 | 142,5 |
| U 35...-1000/3-1RT | 7,5 | 132 | 806 | 400 | 197 | 256 | 300 | 1206 | 76,5 | 73 | 149,5 |
| U 35...-1000/3T | 7,5 | 132 | 806 | 400 | 197 | 256 | 300 | 1206 | 76,5 | 73 | 149,5 |
| U 35...-1000/4-2RT | 7,5 | 132 | 888 | 400 | 197 | 256 | 300 | 1288 | 80,5 | 73 | 153,5 |
| U 35...-1500/4-1RT | 11 | 160 | 908 | 503 | 255 | 315 | 350 | 1411 | 84 | 120 | 204 |
| U 35...-1500/4T | 11 | 160 | 908 | 503 | 255 | 315 | 350 | 1411 | 84 | 120 | 204 |
| U 35...-1500/5-2RT | 11 | 160 | 991 | 503 | 255 | 315 | 350 | 1494 | 88 | 120 | 208 |
| U 35...-1500/5-1RT | 11 | 160 | 991 | 503 | 255 | 315 | 350 | 1494 | 88 | 120 | 208 |
| U 35...-2000/5T | 15 | 160 | 991 | 503 | 255 | 315 | 350 | 1494 | 88 | 132 | 220 |
| U 35...-2000/6-2RT | 15 | 160 | 1073 | 503 | 255 | 315 | 350 | 1576 | 92 | 132 | 224 |
| U 35...-2000/6-1RT | 15 | 160 | 1073 | 503 | 255 | 315 | 350 | 1576 | 92 | 132 | 224 |
| U 35...-2000/6T | 15 | 160 | 1073 | 503 | 255 | 315 | 350 | 1576 | 92 | 132 | 224 |
| U 35...-2000/7-2RT | 15 | 160 | 1155 | 503 | 255 | 315 | 350 | 1658 | 96 | 132 | 228 |
| U 35...-2000/7-1RT | 15 | 160 | 1155 | 503 | 255 | 315 | 350 | 1658 | 96 | 132 | 228 |
| U 35...-2500/7T | 18,5 | 160 | 1155 | 598 | 252 | 315 | 350 | 1753 | 96 | 150 | 246 |
| U 35...-2500/8-2RT | 18,5 | 160 | 1237 | 598 | 252 | 315 | 350 | 1835 | 100 | 150 | 250 |
| U 35...-2500/8-1RT | 18,5 | 160 | 1237 | 598 | 252 | 315 | 350 | 1835 | 100 | 150 | 250 |
| U 35...-2500/8T | 18,5 | 160 | 1237 | 598 | 252 | 315 | 350 | 1835 | 100 | 150 | 250 |
| U 35...-3000/9-2RT | 22 | 180 | 1319 | 620 | 270 | 360 | 350 | 1939 | 103,5 | 205 | 308,5 |
| U 35...-3000/9-1RT | 22 | 180 | 1319 | 620 | 270 | 360 | 350 | 1939 | 103,5 | 205 | 308,5 |
| U 35...-3000/9T | 22 | 180 | 1319 | 620 | 270 | 360 | 350 | 1939 | 103,5 | 205 | 308,5 |
| U 35...-3000/10-2RT | 22 | 180 | 1401 | 620 | 270 | 360 | 350 | 2021 | 107,5 | 205 | 312,5 |
| U 35...-3000/10-1RT | 22 | 180 | 1401 | 620 | 270 | 360 | 350 | 2021 | 107,5 | 205 | 312,5 |
| U 35...-4000/10T | 30 | 200 | 1406 | 661 | 303 | 400 | 400 | 2067 | 111 | 250 | 361 |
| U 35...-4000/11-2RT | 30 | 200 | 1488 | 661 | 303 | 400 | 400 | 2149 | 115 | 250 | 365 |
| U 35...-4000/11-1RT | 30 | 200 | 1488 | 661 | 303 | 400 | 400 | 2149 | 115 | 250 | 365 |
| U 35...-4000/11T | 30 | 200 | 1488 | 661 | 303 | 400 | 400 | 2149 | 115 | 250 | 365 |
| U 35...-4000/12-2RT | 30 | 200 | 1570 | 661 | 303 | 400 | 400 | 2231 | 119 | 250 | 369 |
| U 35...-4000/12-1RT | 30 | 200 | 1570 | 661 | 303 | 400 | 400 | 2231 | 119 | 250 | 369 |
| U 35...-4000/12T | 30 | 200 | 1570 | 661 | 303 | 400 | 400 | 2231 | 119 | 250 | 369 |
| U 35...-4000/13-2RT | 30 | 200 | 1652 | 661 | 303 | 400 | 400 | 2313 | 122,5 | 250 | 372,5 |
| U 35...-4000/13-1RT | 30 | 200 | 1652 | 661 | 303 | 400 | 400 | 2313 | 122,5 | 250 | 372,5 |
| U 35...-4000/13T | 30 | 200 | 1652 | 661 | 303 | 400 | 400 | 2313 | 122,5 | 250 | 372,5 |

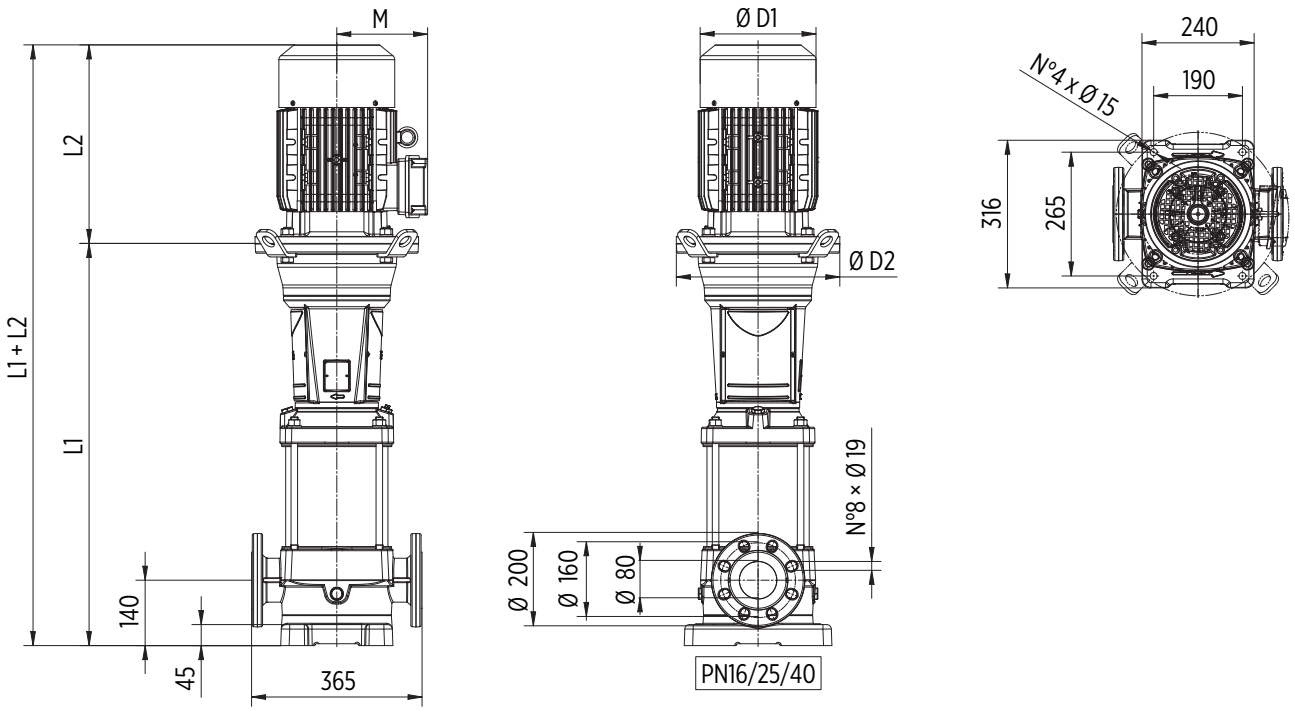


La pompa è fornita senza controflange
(accessori opzionali, inclusi giunti e bulloni)

*The pump is supplied without counterflanges*
*(optional accessories, including bolts and joints)*

| U 50... HS/HX | MOTOR | | DIMENSIONS (mm) | | | | | | Kg | | |
|---|---|---|---|---|---|---|---|---|---|---|---|
| | kW | Dim | L1 | L2 | M | D1 | D2 | L1+L2 | Pump | Motor | Eletric Pump |
| U 50...-400/1-1RT | 3 | 100 | 466 | 333 | 157 | 205 | 170 | 799 | 54 | 35 | 89 |
| U 50...-550/1T | 4 | 112 | 466 | 350 | 177 | 220 | 170 | 816 | 54 | 43 | 97 |
| U 50...-750/2-2RT | 5,5 | 132 | 759 | 400 | 197 | 256 | 300 | 1159 | 78,5 | 66 | 144,5 |
| U 50...-1000/2T | 7,5 | 132 | 759 | 400 | 197 | 256 | 300 | 1159 | 78,5 | 73 | 151,5 |
| U 50...-1500/3-2RT | 11 | 160 | 861 | 503 | 255 | 315 | 350 | 1364 | 85,5 | 120 | 205,5 |
| U 50...-1500/3T | 11 | 160 | 861 | 503 | 255 | 315 | 350 | 1364 | 85,5 | 120 | 205,5 |
| U 50...-2000/4-2RT | 15 | 160 | 943 | 503 | 255 | 315 | 350 | 1446 | 89,5 | 132 | 221,5 |
| U 50...-2000/4T | 15 | 160 | 943 | 503 | 255 | 315 | 350 | 1446 | 89,5 | 132 | 221,5 |
| U 50...-2500/5-2RT | 18,5 | 160 | 1026 | 598 | 252 | 315 | 350 | 1624 | 93,5 | 150 | 243,5 |
| U 50...-2500/5T | 18,5 | 160 | 1026 | 598 | 252 | 315 | 350 | 1624 | 93,5 | 150 | 243,5 |
| U 50...-3000/6-2RT | 22 | 180 | 1108 | 620 | 270 | 360 | 350 | 1728 | 97,5 | 205 | 302,5 |
| U 50...-3000/6T | 22 | 180 | 1108 | 620 | 270 | 360 | 350 | 1728 | 97,5 | 205 | 302,5 |
| U 50...-4000/7-2RT | 30 | 200 | 1195 | 661 | 303 | 400 | 400 | 1856 | 104,5 | 250 | 354,5 |
| U 50...-4000/7T | 30 | 200 | 1195 | 661 | 303 | 400 | 400 | 1856 | 104,5 | 250 | 354,5 |
| U 50...-4000/8-2RT | 30 | 200 | 1277 | 661 | 303 | 400 | 400 | 1938 | 108,5 | 250 | 358,5 |
| U 50...-4000/8T | 30 | 200 | 1277 | 661 | 303 | 400 | 400 | 1938 | 108,5 | 250 | 358,5 |
| U 50...-5000/9-2RT | 37 | 200 | 1359 | 661 | 303 | 400 | 400 | 2020 | 112,5 | 270 | 382,5 |
| U 50...-5000/9T | 37 | 200 | 1359 | 661 | 303 | 400 | 400 | 2020 | 112,5 | 270 | 382,5 |
| U 50...-5000/10-2RT | 37 | 200 | 1441 | 661 | 303 | 400 | 400 | 2102 | 116,5 | 270 | 386,5 |
| U 50...-5000/10T | 37 | 200 | 1441 | 661 | 303 | 400 | 400 | 2102 | 116,5 | 270 | 386,5 |
| U 50...-6000/11-2RT | 45 | 225 | 1523 | 710 | 312 | 450 | 450 | 2233 | 122,5 | 315 | 437,5 |
| U 50...-6000/11T | 45 | 225 | 1523 | 710 | 312 | 450 | 450 | 2233 | 122,5 | 315 | 437,5 |
| U 50...-6000/12-2RT | 45 | 225 | 1605 | 710 | 312 | 450 | 450 | 2315 | 126,5 | 315 | 441,5 |
| U 50...-6000/12T | 45 | 225 | 1605 | 710 | 312 | 450 | 450 | 2315 | 126,5 | 315 | 441,5 |
| U 50...-6000/13-2RT | 45 | 225 | 1687 | 710 | 312 | 450 | 450 | 2397 | 130,5 | 315 | 445,5 |

# ULTRA 75 HS/HX

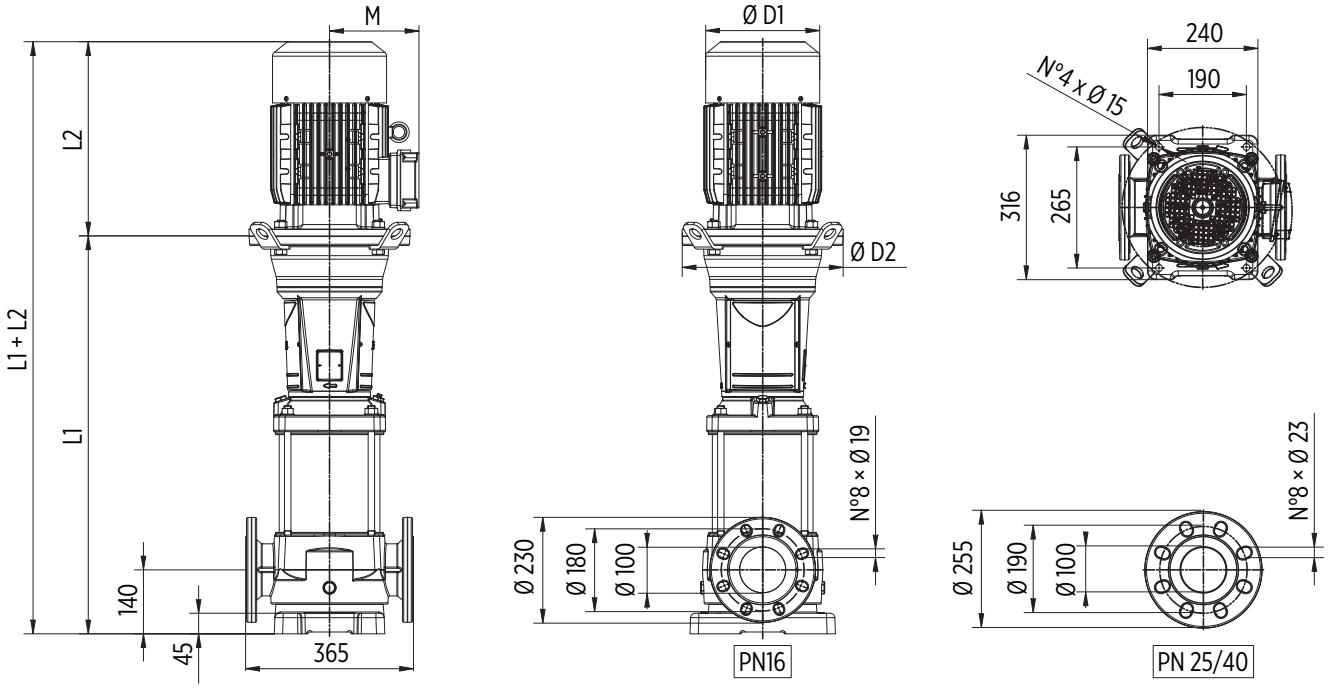


La pompa è fornita senza controflange
(accessori opzionali, inclusi giunti e bulloni)

*The pump is supplied without counterflanges*
*(optional accessories, including bolts and joints)*

| U 75... HS/HX | MOTOR | | DIMENSIONS (mm) | | | | | | Kg | | |
|---|---|---|---|---|---|---|---|---|---|---|---|
| | kW | Dim | L1 | L2 | M | D1 | D2 | L1+L2 | Pump | Motor | Eletric Pump |
| **U 75...-550/1-1RT** | 4 | 112 | 526 | 350 | 177 | 220 | 170 | 876 | 60 | 43 | 103 |
| **U 75...-750/1T** | 5,5 | 132 | 737 | 400 | 197 | 256 | 300 | 1137 | 80,5 | 66 | 146,5 |
| **U 75...-1000/2-2RT** | 7,5 | 132 | 829 | 400 | 197 | 256 | 300 | 1229 | 85 | 73 | 158 |
| **U 75...-1500/2-1RT** | 11 | 160 | 849 | 503 | 255 | 315 | 350 | 1352 | 88,5 | 120 | 208,5 |
| **U 75...-1500/2T** | 11 | 160 | 849 | 503 | 255 | 315 | 350 | 1352 | 88,5 | 120 | 208,5 |
| **U 75...-2000/3-2RT** | 15 | 160 | 941 | 503 | 255 | 315 | 350 | 1444 | 93 | 132 | 225 |
| **U 75...-2000/3-1RT** | 15 | 160 | 941 | 503 | 255 | 315 | 350 | 1444 | 93 | 132 | 225 |
| **U 75...-2500/3T** | 18,5 | 160 | 941 | 598 | 252 | 315 | 350 | 1539 | 93 | 150 | 243 |
| **U 75...-2500/4-2RT** | 18,5 | 160 | 1033 | 598 | 252 | 315 | 350 | 1631 | 97,5 | 150 | 247,5 |
| **U 75...-3000/4-1RT** | 22 | 180 | 1033 | 620 | 270 | 360 | 350 | 1653 | 97 | 205 | 302 |
| **U 75...-3000/4T** | 22 | 180 | 1033 | 620 | 270 | 360 | 350 | 1653 | 97 | 205 | 302 |
| **U 75...-4000/5-2RT** | 30 | 200 | 1131 | 661 | 303 | 400 | 400 | 1792 | 105 | 250 | 355 |
| **U 75...-4000/5-1RT** | 30 | 200 | 1131 | 661 | 303 | 400 | 400 | 1792 | 105 | 250 | 355 |
| **U 75...-4000/5T** | 30 | 200 | 1131 | 661 | 303 | 400 | 400 | 1792 | 105 | 250 | 355 |
| **U 75...-4000/6-2RT** | 30 | 200 | 1223 | 661 | 303 | 400 | 400 | 1884 | 109,5 | 250 | 359,5 |
| **U 75...-5000/6-1RT** | 37 | 200 | 1223 | 661 | 303 | 400 | 400 | 1884 | 109,5 | 270 | 379,5 |
| **U 75...-5000/6T** | 37 | 200 | 1223 | 661 | 303 | 400 | 400 | 1884 | 109,5 | 270 | 379,5 |
| **U 75...-5000/7-2RT** | 37 | 200 | 1315 | 661 | 303 | 400 | 400 | 1976 | 113,5 | 270 | 383,5 |
| **U 75...-5000/7-1RT** | 37 | 200 | 1315 | 661 | 303 | 400 | 400 | 1976 | 113,5 | 270 | 383,5 |
| **U 75...-6000/7T** | 45 | 225 | 1315 | 710 | 312 | 450 | 450 | 2025 | 116 | 315 | 431 |
| **U 75...-6000/8-2RT** | 45 | 225 | 1407 | 710 | 312 | 450 | 450 | 2117 | 120,5 | 315 | 435,5 |
| **U 75...-6000/8-1RT** | 45 | 225 | 1407 | 710 | 312 | 450 | 450 | 2117 | 120,5 | 315 | 435,5 |
| **U 75...-6000/8T** | 45 | 225 | 1407 | 710 | 312 | 450 | 450 | 2117 | 120,5 | 315 | 435,5 |

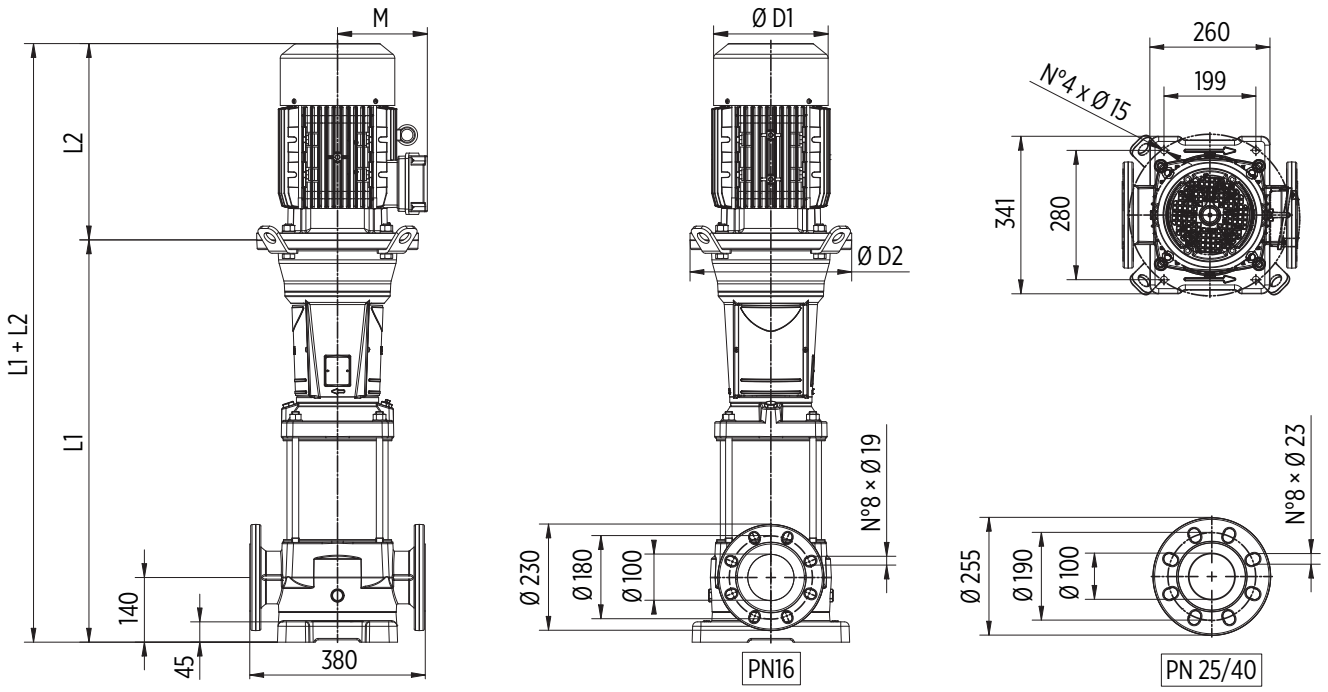


La pompa è fornita senza controflange
(accessori opzionali, inclusi giunti e bulloni)

*The pump is supplied without counterflanges*
*(optional accessories, including bolts and joints)*

| U 90... HS/HX | MOTOR | | DIMENSIONS (mm) | | | | | | Kg | | |
|---|---|---|---|---|---|---|---|---|---|---|---|
| | kW | Dim | L1 | L2 | M | D1 | D2 | L1+L2 | Pump | Motor | Eletric Pump |
| **U 90...-750/1-1RT** | 5,5 | 132 | 737 | 400 | 197 | 256 | 300 | 1137 | 82 | 66 | 148 |
| **U 90...-1000/1T** | 7,5 | 132 | 737 | 400 | 197 | 256 | 300 | 1137 | 82 | 73 | 155 |
| **U 90...-1500/2-2RT** | 11 | 160 | 849 | 503 | 255 | 315 | 350 | 1352 | 89 | 120 | 209 |
| **U 90...-2000/2T** | 15 | 160 | 849 | 503 | 255 | 315 | 350 | 1352 | 89 | 132 | 221 |
| **U 90...-2500/3-2RT** | 18,5 | 160 | 941 | 598 | 252 | 315 | 350 | 1539 | 93 | 150 | 243 |
| **U 90...-3000/3T** | 22 | 180 | 941 | 620 | 270 | 360 | 350 | 1561 | 92,5 | 205 | 297,5 |
| **U 90...-4000/4-2RT** | 30 | 200 | 1038 | 661 | 303 | 400 | 400 | 1699 | 99,5 | 250 | 349,5 |
| **U 90...-4000/4T** | 30 | 200 | 1038 | 661 | 303 | 400 | 400 | 1699 | 99,5 | 250 | 349,5 |
| **U 90...-5000/5-2RT** | 37 | 200 | 1131 | 661 | 303 | 400 | 400 | 1792 | 103 | 270 | 373 |
| **U 90...-5000/5T** | 37 | 200 | 1131 | 661 | 303 | 400 | 400 | 1792 | 103 | 270 | 373 |
| **U 90...-6000/6-2RT** | 45 | 225 | 1223 | 710 | 312 | 450 | 450 | 1933 | 109 | 315 | 424 |
| **U 90...-6000/6T** | 45 | 225 | 1223 | 710 | 312 | 450 | 450 | 1933 | 109 | 315 | 424 |

Pentax®
WATER PUMPS

# ~ 2900 r.p.m. MSV/MSH
# ~ 1450 r.p.m. 4MSV/4MSH



Pompe centrifughe multistadio, verticali e orizzontali, che assicurano pressioni elevate. Particolarmente adatte per applicazioni civili ed industriali - in particolare per gruppi di pressurizzazione, impianti antincendio e impianti di lavaggio.

Multi-stage centrifugal pumps, vertical and horizontal, that guarantee high pressure. Particularly suitable for civil and industrial applications - in particular pressurisation systems, fire fighting systems and washing plant.

Bombas centrífugas multicelulares, verticales y horizontales, que garantizan presiones elevadas. Particularmente apropiadas para aplicaciones civiles e industriales - en particular para equipos de presión, instalaciones antiincendio e instalaciones de lavado.

Pompes centrifuges multicellulaires, verticales et horizontales, qui assurent des pressions élevées. Particulièrement indiquées pour les applications civiles et industrielles, spécialement pour les groupes de surpression, les installations anti-incendie et les installations de lavage.

| CARATTERISTICHE COSTRUTTIVE / CONSTRUCTION FEATURES<br>CARACTERÍSTICAS CONSTRUCTIVAS / CARACTÉRISTIQUES D'EXÉCUTION | |
|---|---|
| **Corpo pompa**<br>**Pump body**<br>**Cuerpo bomba**<br>**Corps de pompe** | ghisa<br>cast iron<br>fundición<br>fonte |
| **Supporto motore**<br>**Motor bracket**<br>**Soporte motor**<br>**Support moteur** | ghisa<br>cast iron<br>fundición<br>fonte |
| **Girante**<br>**Impeller**<br>**Rodete**<br>**Turbine** | ottone<br>brass<br>latón<br>laiton |
| **Tenuta meccanica**<br>**Mechanical seal**<br>**Sello mecánico**<br>**Garniture mécanique** | ceramica-grafite<br>ceramic-graphite<br>cerámica-grafito<br>céramique-graphite |
| **Albero motore**<br>**Motor shaft**<br>**Eje motor**<br>**Arbre moteur** | acciaio AISI 304<br>stainless steel AISI 304<br>acero AISI 304<br>acier AISI 304 |
| **Temperatura del liquido**<br>**Liquid temperature**<br>**Temperatura del liquído**<br>**Température du liquide** | -10 ÷ +90 °C |
| **Pressione di esercizio**<br>**Operating pressure**<br>**Presión de trabajo**<br>**Pression de fonctionnement** | max 30 bar |
| **MOTORE / MOTOR / MOTOR / MOTEUR** | |
| **Motore 2 e 4 poli a induzione**<br>**2 and 4 pole induction motor**<br>**Motor de 2 y 4 polos a inducción**<br>**Moteur à induction à 2 et 4 pôles** | 3~ 230/400V-50Hz P ≤ 4kW<br>3~ 400/690V-50Hz P > 4kW |
| **Classe di isolamento**<br>**Insulation class**<br>**Clase de aislamiento**<br>**Classe d'isolation** | F |
| **Grado di protezione**<br>**Protection degree**<br>**Grado de protección**<br>**Protection** | IPX5 |

**Pump model code**

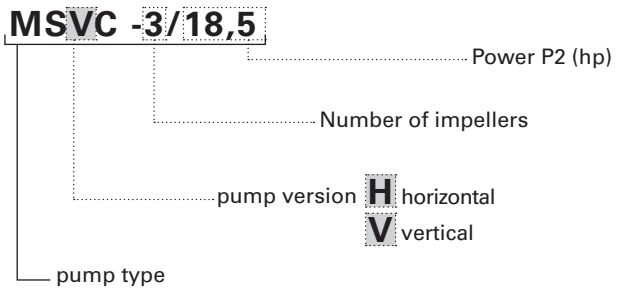

# MSV/MSH ~ 2900 r.p.m.

| TYPE | | P2 HP | P2 kW | P1 kW | I(A) 3x400V | Q (m³/h - l/min - l/s) | | | | | | | |
|---|---|---|---|---|---|---|---|---|---|---|---|---|---|
| | | | | | | 0 | 6 | 9 | 12 | 15 | 18 | 21 | 24 |
| | | | | | | | 100 | 150 | 200 | 250 | 300 | 350 | 400 |
| | | | | | | | 1,67 | 2,5 | 3,33 | 4,17 | 5 | 5,83 | 6,67 |
| | | | | | | H (m) | | | | | | | |
| MSVA MSHA | -3/5,5 | 7,5 | 5,5 | 6,0 | 10,1 | 88,2 | 86,3 | 83,7 | 78,6 | 71,2 | 62,6 | 53,4 | 43,2 |
| | -4/7,5 | 10 | 7,5 | 7,8 | 13,0 | 118,0 | 116,7 | 113,0 | 106,5 | 96,8 | 85,2 | 73,1 | 59,7 |
| | -5/9,2 | 12,5 | 9,2 | 9,8 | 16,4 | 148,2 | 145,9 | 138,8 | 130,0 | 119,8 | 105,2 | 90,7 | 73,8 |
| | -6/11 | 15 | 11 | 11,8 | 19,6 | 177,5 | 174,2 | 168,9 | 158,9 | 144,2 | 126,7 | 107,9 | 88,0 |
| | -8/15 | 20 | 15 | 15,5 | 26,3 | 237,8 | 233,4 | 227,0 | 213,8 | 194,8 | 171,4 | 146,0 | 119,5 |

| TYPE | | P2 HP | P2 kW | P1 kW | I(A) 3x400V | Q (m³/h - l/min - l/s) | | | | | | | | | | |
|---|---|---|---|---|---|---|---|---|---|---|---|---|---|---|---|---|
| | | | | | | 0 | 12 | 15 | 18 | 21 | 24 | 27 | 30 | 33 | 36 | 39 |
| | | | | | | | 200 | 250 | 300 | 350 | 400 | 450 | 500 | 550 | 600 | 650 |
| | | | | | | | 3,33 | 4,17 | 5 | 5,83 | 6,67 | 7,5 | 8,33 | 9,17 | 10 | 10,83 |
| | | | | | | H (m) | | | | | | | | | | |
| MSVB MSHB | -2/7,5 | 10 | 7,5 | 8,2 | 13,4 | 74,5 | 72,7 | 71,1 | 68,7 | 66,1 | 62,4 | 58,3 | 53,8 | 49,0 | 43,9 | 38,6 |
| | -3R/9,2 | 12,5 | 9,2 | 10,0 | 16,7 | 101,8 | 98,9 | 96,2 | 91,4 | 87,4 | 81,0 | 74,3 | 66,5 | 58,8 | 50,8 | 42,4 |
| | -3/11 | 15 | 11 | 11,8 | 19,6 | 112,7 | 109,2 | 106,9 | 102,9 | 99,6 | 94,1 | 88,1 | 81,3 | 74,5 | 67,2 | 59,3 |
| | -4/15 | 20 | 15 | 15,9 | 26,5 | 149,7 | 146,5 | 143,4 | 138,2 | 133,4 | 125,4 | 117,1 | 107,4 | 97,8 | 87,7 | 76,2 |
| | -5/18,5 | 25 | 18,5 | 19,8 | 33,0 | 187,7 | 182,9 | 179,2 | 172,3 | 166,7 | 157,2 | 146,7 | 134,9 | 122,7 | 109,9 | 96,2 |
| | -6/22 | 30 | 22 | 23,6 | 38,8 | 225,9 | 220,4 | 216,3 | 207,1 | 201,1 | 189,6 | 176,6 | 162,5 | 147,5 | 131,7 | 115,1 |

| TYPE | | P2 HP | P2 kW | P1 kW | I(A) 3x400V | Q (m³/h - l/min - l/s) | | | | | | | | |
|---|---|---|---|---|---|---|---|---|---|---|---|---|---|---|
| | | | | | | 0 | 18 | 24 | 30 | 36 | 42 | 48 | 54 | 57 |
| | | | | | | | 300 | 400 | 500 | 600 | 700 | 800 | 900 | 950 |
| | | | | | | | 5 | 6,67 | 8,33 | 10 | 11,67 | 13,33 | 15 | 15,83 |
| | | | | | | H (m) | | | | | | | | |
| MSVC MSHC | -2R1/11 | 15 | 11 | 13,0 | 21,4 | 78,4 | 79,5 | 76,3 | 72,3 | 67,6 | 61,8 | 55,2 | 46,9 | 41,8 |
| | -3R/15 | 20 | 15 | 17,4 | 28,9 | 110,4 | 111,9 | 107,2 | 101,5 | 94,5 | 85,8 | 75,3 | 61,5 | 53,0 |
| | -3/18,5 | 25 | 18,5 | 20,5 | 34,0 | 127,6 | 128,8 | 124,7 | 118,8 | 111,9 | 104,0 | 95,1 | 85,3 | 79,2 |
| | -4R1/22 | 30 | 22 | 25,3 | 41,5 | 159,5 | 159,0 | 153,6 | 145,7 | 136,3 | 125,0 | 112,2 | 98,1 | 88,3 |
| | -5/30 | 40 | 30 | 34,6 | 59,4 | 214,7 | 215,7 | 208,6 | 198,9 | 187,2 | 173,9 | 158,5 | 141,2 | 130,9 |
| | -6/37 | 50 | 37 | 41,2 | 72,8 | 256,5 | 257,1 | 249,2 | 238,2 | 224,6 | 209,0 | 191,3 | 170,7 | 158,9 |

| TYPE | | P2 HP | P2 kW | P1 kW | I(A) 3x400V | Q (m³/h - l/min - l/s) | | | | | | | | | |
|---|---|---|---|---|---|---|---|---|---|---|---|---|---|---|---|
| | | | | | | 0 | 30 | 36 | 42 | 48 | 54 | 60 | 66 | 72 | 78 | 84 |
| | | | | | | | 500 | 600 | 700 | 800 | 900 | 1000 | 1100 | 1200 | 1300 | 1400 |
| | | | | | | | 8,33 | 10 | 11,67 | 13,33 | 15 | 16,67 | 18,33 | 20 | 21,67 | 23,33 |
| | | | | | | H (m) | | | | | | | | | | |
| MSVD MSHD | -2/15 | 20 | 15 | 16,6 | 27,6 | 75,9 | 75,9 | 73,8 | 71,0 | 67,8 | 64,3 | 60,4 | 56,1 | 51,5 | 46,4 | 41,0 |
| | -3R/18,5 | 25 | 18,5 | 20,3 | 33,7 | 99,6 | 99,6 | 96,0 | 91,7 | 87,5 | 82,7 | 77,1 | 70,8 | 64,0 | 56,6 | 48,5 |
| | -3/22 | 30 | 22 | 23,7 | 39,3 | 113,1 | 113,9 | 110,8 | 106,7 | 102,0 | 96,9 | 91,4 | 85,4 | 78,8 | 71,2 | 63,0 |
| | -4/30 | 40 | 30 | 33,0 | 57,2 | 152,0 | 152,5 | 148,9 | 144,1 | 138,7 | 132,4 | 125,1 | 117,0 | 108,1 | 98,8 | 89,0 |
| | -5/37 | 50 | 37 | 40,6 | 71,9 | 189,6 | 191,4 | 186,4 | 179,9 | 173,3 | 165,7 | 157,0 | 147,0 | 136,0 | 124,5 | 112,3 |

# MSV/MSH ~ 2900 r.p.m.

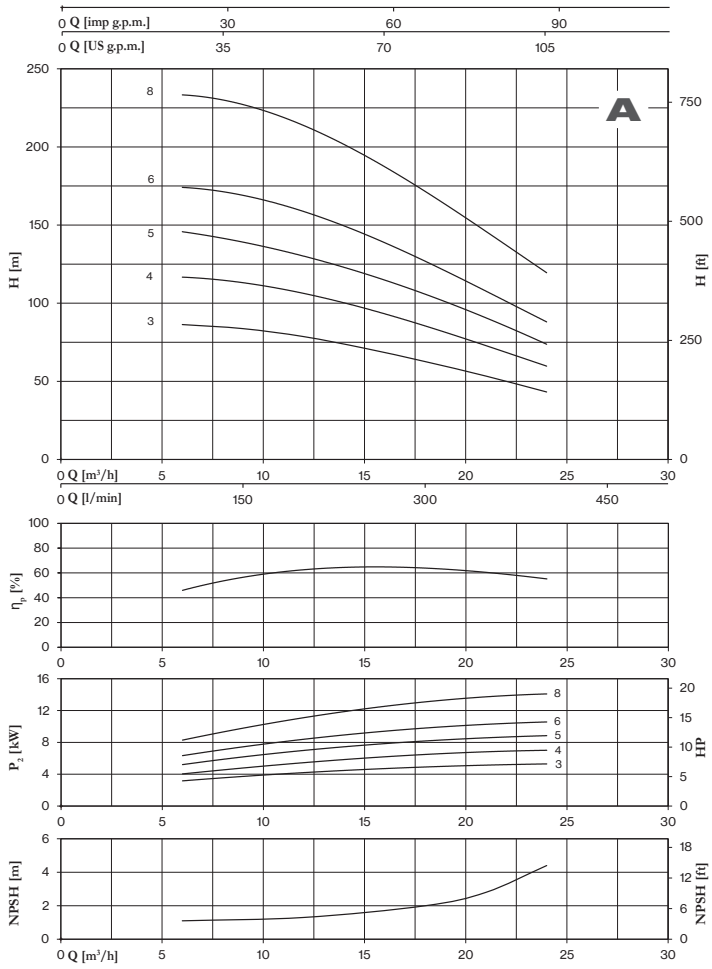


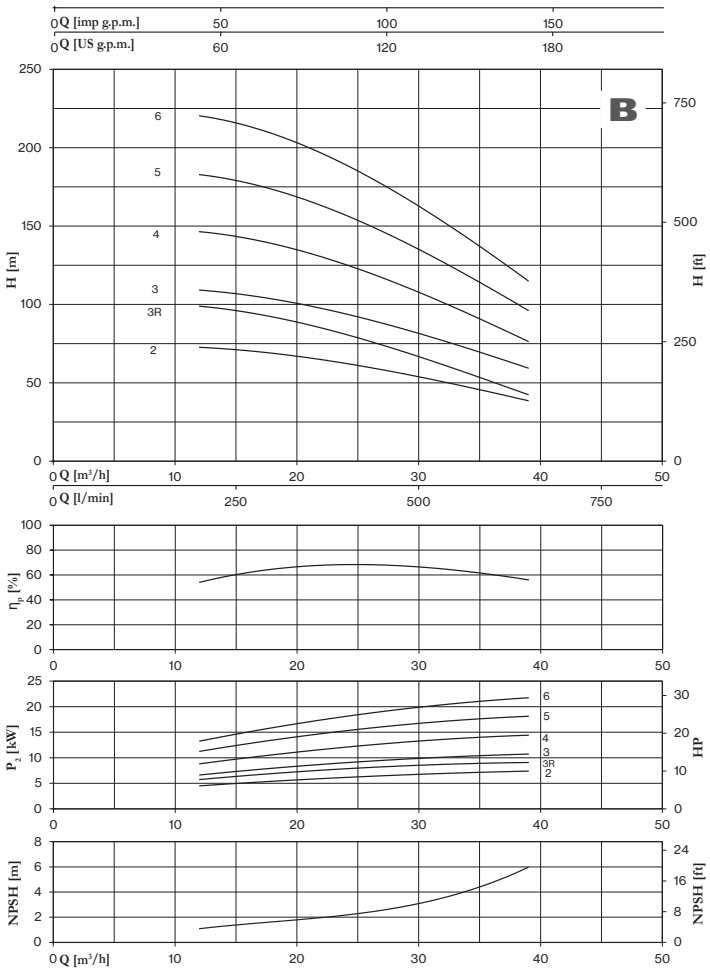


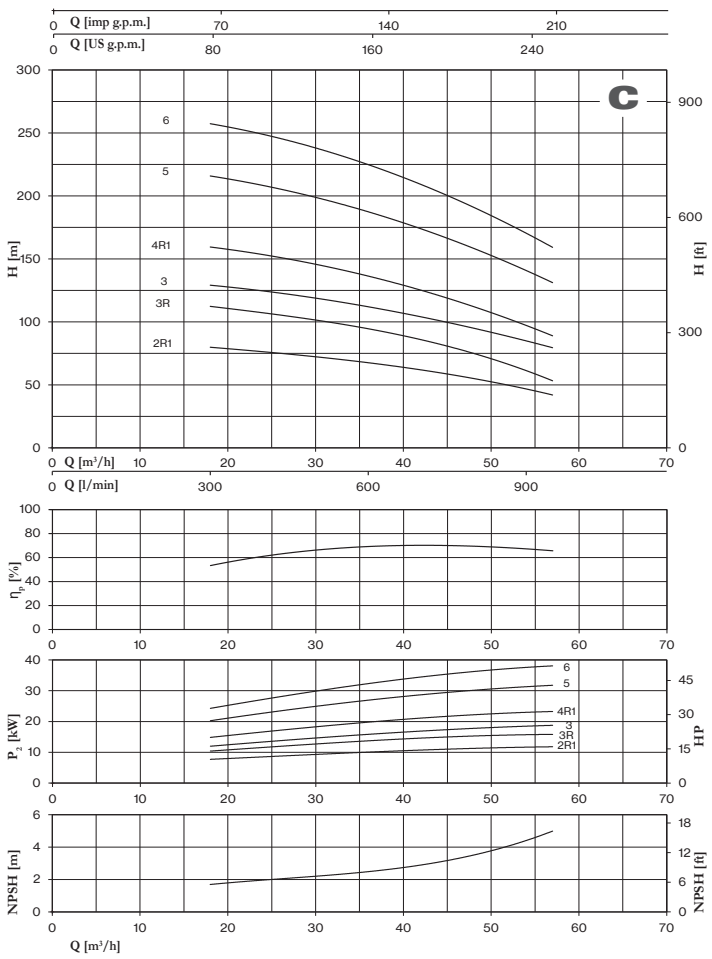


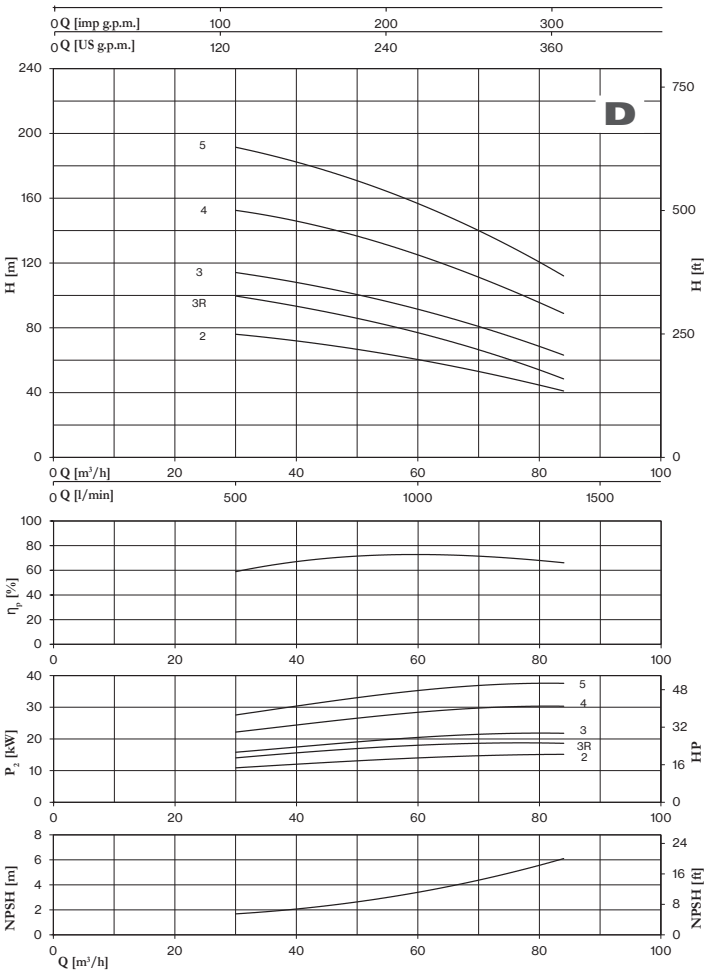


Tolerance: ISO 9906:2012 - Grade 3B

# 4MSV/4MSH ~ 1450 r.p.m.

| TYPE | | P2 | | Q (m³/h - l/min - l/s) | | | | | | | | |
|---|---|---|---|---|---|---|---|---|---|---|---|---|
| | | | | 0 | 3 | 4,5 | 6 | 7,5 | 9 | 10,5 | 12 | 13,5 |
| | | | | | 50 | 75 | 100 | 125 | 150 | 175 | 200 | 225 |
| | | HP | kW | | 0,83 | 1,25 | 1,67 | 2,08 | 2,50 | 2,92 | 3,33 | 3,75 |
| | | | | H (m) | | | | | | | | |
| 4MSVA 4MSHA | -8/2,2 | 3 | 2,2 | 56,0 | 55,7 | 54,2 | 51,3 | 46,3 | 40,2 | 33,4 | 25,7 | 16,2 |

| TYPE | | P2 | | Q (m³/h - l/min - l/s) | | | | | | | | | |
|---|---|---|---|---|---|---|---|---|---|---|---|---|---|
| | | | | 0 | 6 | 7,5 | 9 | 10,5 | 12 | 13,5 | 16,5 | 19,5 | 22,5 |
| | | | | | 100 | 125 | 150 | 175 | 200 | 225 | 275 | 325 | 375 |
| | | HP | kW | | 1,67 | 2,08 | 2,50 | 2,92 | 3,33 | 3,75 | 4,58 | 5,42 | 6,25 |
| | | | | H (m) | | | | | | | | | |
| 4MSVB 4MSHB | -4/2,2 | 3 | 2,2 | 35,4 | 34,8 | 34,0 | 32,8 | 31,2 | 29,3 | 27,0 | 22,0 | 16,9 | 11,6 |
| | -5/2,2 | 3 | 2,2 | 44,3 | 43,5 | 42,5 | 41,0 | 39,0 | 36,6 | 33,8 | 27,5 | 21,1 | 14,6 |
| | -6/3 | 4 | 3 | 53,2 | 52,2 | 51,3 | 49,9 | 47,8 | 44,7 | 41,5 | 34,4 | 27,7 | 17,2 |
| | -8/4 | 5,5 | 4 | 70,9 | 69,6 | 68,3 | 66,5 | 63,7 | 59,7 | 55,3 | 45,9 | 36,9 | 23,0 |

| TYPE | | P2 | | Q (m³/h - l/min - l/s) | | | | | | | | | | | |
|---|---|---|---|---|---|---|---|---|---|---|---|---|---|---|---|
| | | | | 0 | 9 | 10,5 | 12 | 13,5 | 16,5 | 19,5 | 22,5 | 24 | 27 | 30 | 33 |
| | | | | | 150 | 175 | 200 | 225 | 275 | 325 | 375 | 400 | 450 | 500 | 550 |
| | | HP | kW | | 2,50 | 2,92 | 3,33 | 3,75 | 4,58 | 5,42 | 6,25 | 6,67 | 7,50 | 8,33 | 9,17 |
| | | | | H (m) | | | | | | | | | | | |
| 4MSVC 4MSHC | -3/2,2 | 3 | 2,2 | 30,2 | 30,7 | 30,5 | 30,0 | 29,4 | 27,9 | 26,2 | 24,0 | 22,8 | 20,0 | 16,7 | 12,3 |
| | -4/3 | 4 | 3 | 40,1 | 41,0 | 40,6 | 39,9 | 39,1 | 37,3 | 35,0 | 32,0 | 30,3 | 26,9 | 23,1 | 16,4 |
| | -5/4 | 5,5 | 4 | 50,1 | 51,3 | 50,8 | 49,9 | 48,8 | 46,6 | 43,8 | 40,0 | 37,8 | 33,0 | 27,8 | 21,0 |
| | -6/5,5 | 7,5 | 5,5 | 60,3 | 61,7 | 61,0 | 59,9 | 58,7 | 55,9 | 52,3 | 47,7 | 45,1 | 39,6 | 33,6 | 24,6 |

| TYPE | | P2 | | Q (m³/h - l/min - l/s) | | | | | | | | | | | |
|---|---|---|---|---|---|---|---|---|---|---|---|---|---|---|---|
| | | | | 0 | 13,5 | 16,5 | 19,5 | 22,5 | 24 | 27 | 30 | 33 | 39 | 45 | 48 |
| | | | | | 225 | 275 | 325 | 375 | 400 | 450 | 500 | 550 | 650 | 750 | 800 |
| | | HP | kW | | 3,75 | 4,58 | 5,42 | 6,25 | 6,67 | 7,50 | 8,33 | 9,17 | 10,83 | 12,50 | 13,33 |
| | | | | H (m) | | | | | | | | | | | |
| 4MSVD 4MSHD | -2/2,2 | 3 | 2,2 | 18,3 | 18,7 | 18,4 | 18,0 | 17,5 | 17,2 | 16,5 | 15,7 | 14,7 | 12,3 | 7,6 | - |
| | -3/3 | 4 | 3 | 27,1 | 27,7 | 27,3 | 26,7 | 26,0 | 25,6 | 24,6 | 23,5 | 22,0 | 18,4 | 14,2 | - |
| | -4/4 | 5,5 | 4 | 36,2 | 36,8 | 36,1 | 35,2 | 34,1 | 33,6 | 32,3 | 30,6 | 28,7 | 24,2 | 19,2 | - |
| | -5/5,5 | 7,5 | 5,5 | 45,2 | 46,3 | 45,4 | 44,4 | 43,2 | 42,6 | 41,0 | 39,0 | 36,6 | 30,9 | 25,3 | 22,0 |
| | -6/7,5 | 10 | 7,5 | 54,2 | 55,5 | 54,5 | 53,2 | 51,9 | 51,1 | 49,1 | 46,8 | 43,9 | 37,0 | 30,3 | 26,0 |

# 4MSV/4MSH ~ 1450 r.p.m.

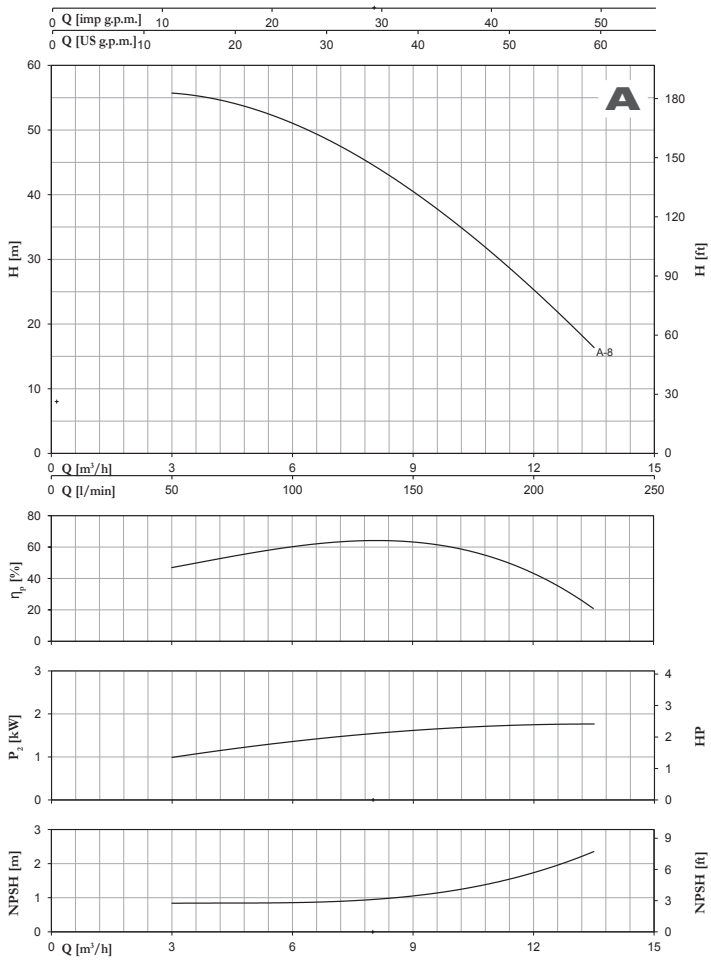


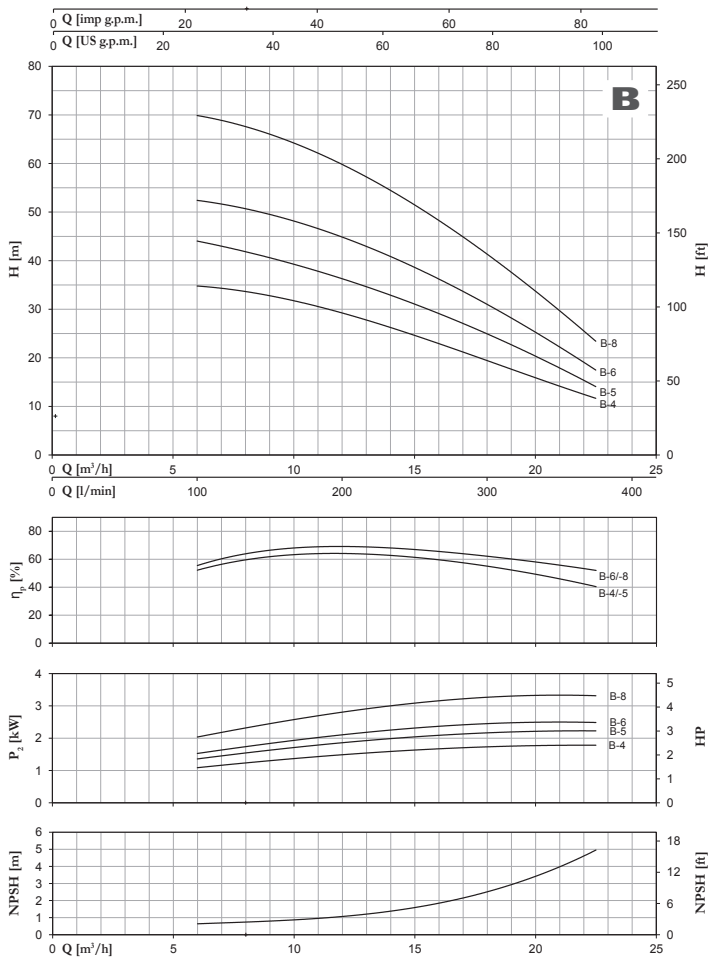


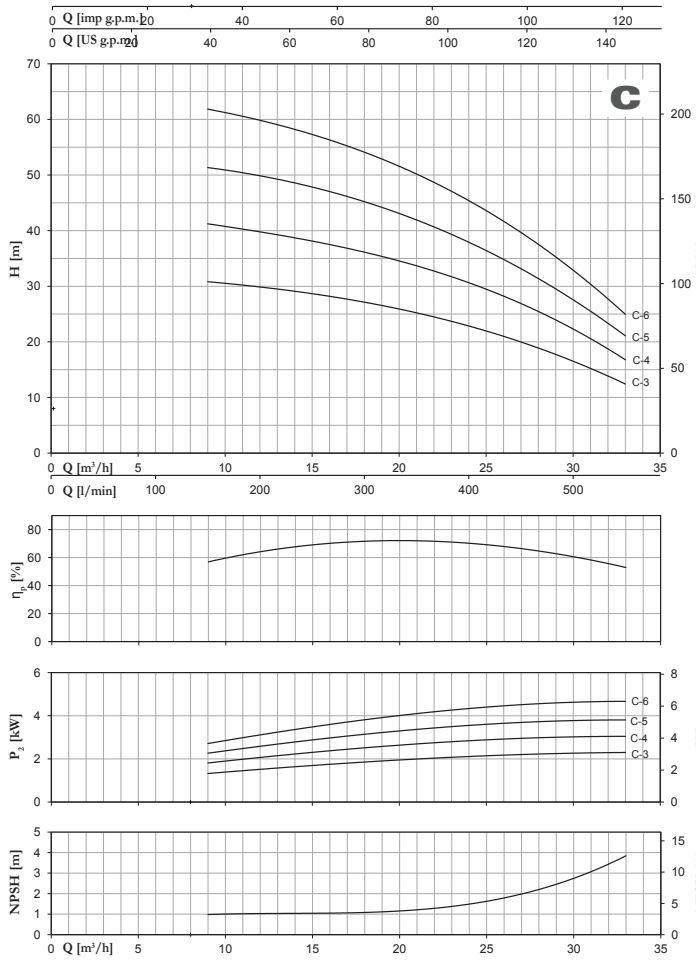


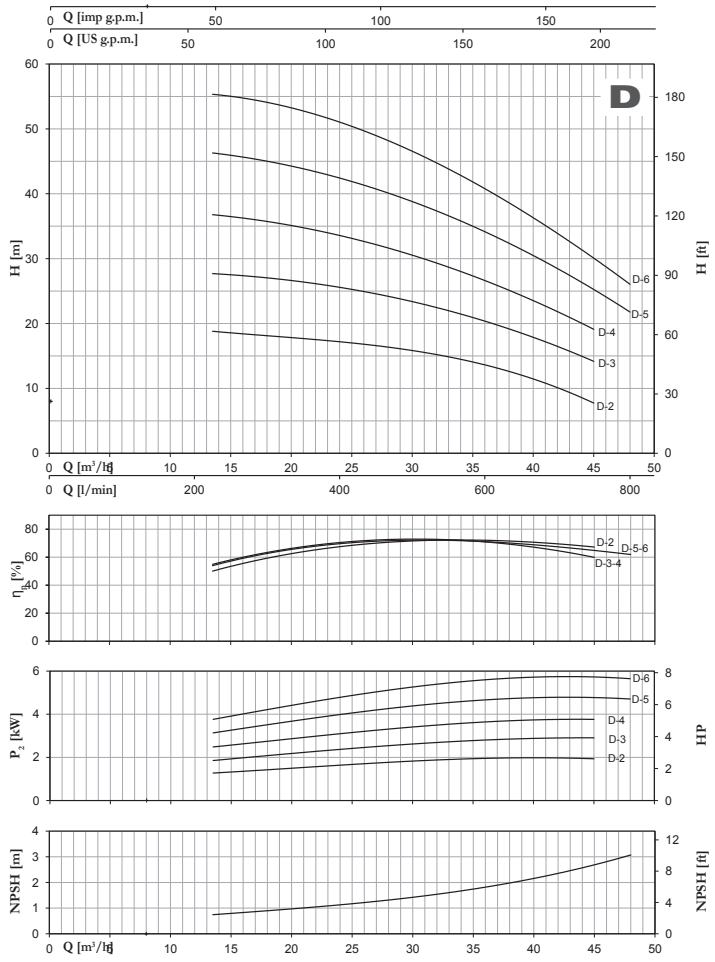


Tolerance: ISO 9906:2012 - Grade 3B

# MSV ~ 2900 r.p.m.
# 4MSV ~ 1450 r.p.m.

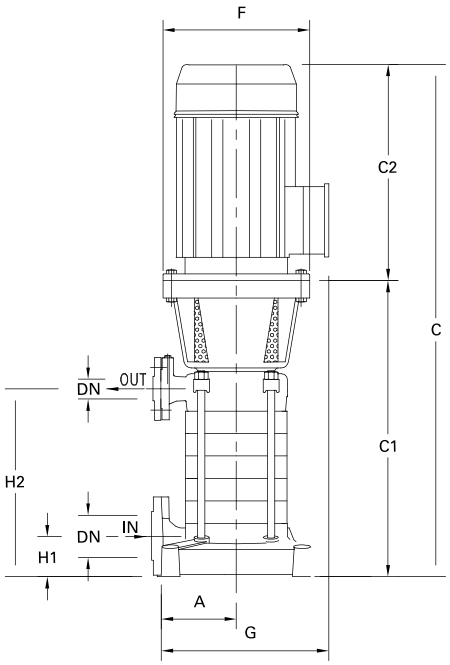


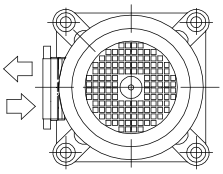

Standard pos.

STANDARD

Not available for pump type: MSVB 2/7.5, MSVC-2R1/11, MSVD-2/15, 4MSVD-2/2.2



Pos. 01

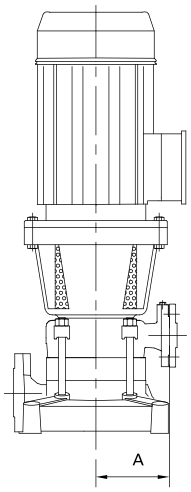


STANDARD FOR:

MSVB-2/7.5
MSVC-2R1/11
MSVD-2/15
4MSVD-2/2.2

**Orientamento bocche**
**Direction of nozzles**
**Orientación bocas**
**Orientation brides**

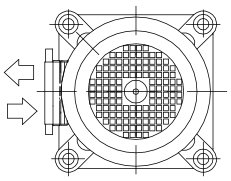

Standard pos.

Not available for pump type: MSVB 2/7.5, MSVC-2R1/11, MSVD-2/15, 4MSVD-2/2.2

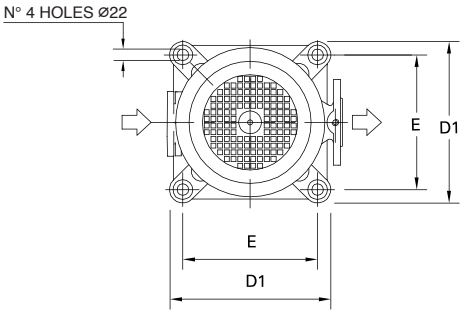


Pos. 01

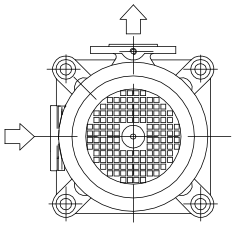

Pos. 02

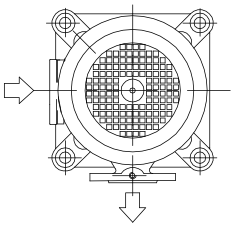

Pos. 03

flanges

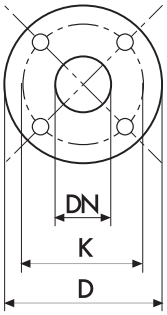


| DIMENSIONS (mm) | | | | |
|---|---|---|---|---|
| DN | D | K | holes | |
| | | | n° | Ø |
| 40 | 150 | 110 | 4 | 18 |
| 50 | 165 | 125 | 4 | 18 |
| 65 | 185 | 145 | 4 | 18 |
| 80 | 200 | 160 | 8 | 18 |

# MSV ~ 2900 r.p.m.

| TYPE | DN IN | DN OUT | N. STAGE | DIMENSIONS (mm) | | | | | | | | | | | | | Kg |
|---|---|---|---|---|---|---|---|---|---|---|---|---|---|---|---|---|---|
| | | | | A | C | C1 | C2 | D1 | E | F | G | H1 | H2 | I | L | M | |
| MSVA -3/5,5 | (UNI PN 16) 50 | (UNI PN 40) 40 | 3 | 175 | 921,5 | 544,5 | 377 | 306 | 256 | 300 | 355 | 82 | 255,5 | 1100 | 400 | 500 | 139,5 |
| MSVA -4/7,5 | | | 4 | | 972,5 | 595,5 | 377 | | | 300 | 355 | | 306,5 | 1100 | 400 | 500 | 156 |
| MSVA -5/9,2 | | | 5 | | 1062,5 | 646,5 | 416 | | | 300 | 355 | | 357,5 | 1100 | 400 | 500 | 173 |
| MSVA -6/11 | | | 6 | | 1113,5 | 697,5 | 416 | | | 300 | 355 | | 408,5 | 1100 | 400 | 500 | 192 |
| MSVA -8/15 | | | 8 | | 1297,5 | 799,5 | 498 | | | 350 | 410 | | 510,5 | 1400 | 500 | 500 | 259 |
| MSVB -2/7,5 | (UNI PN 16) 50 | (UNI PN 40) 40 | 2 | 175 | 870,5 | 493,5 | 377 | 306 | 256 | 300 | 355 | 82 | 204,5 | 1100 | 400 | 500 | 136,5 |
| MSVB -3R/9,2 | | | 3 | | 931 | 515 | 416 | | | 300 | 335 | | 255,5 | 1100 | 400 | 500 | 157,5 |
| MSVB -3/11 | | | 3 | | 931 | 515 | 416 | | | 300 | 355 | | 255,5 | 1100 | 400 | 500 | 158 |
| MSVB -4/15 | | | 4 | | 1013 | 515 | 498 | | | 350 | 410 | | 306,5 | 1400 | 500 | 500 | 220,5 |
| MSVB -5/18,5 | | | 5 | | 1056 | 515 | 541 | | | 350 | 410 | | 357,5 | 1400 | 500 | 500 | 245 |
| MSVB -6/22 | | | 6 | | 1056 | 515 | 541 | | | 350 | 410 | | 408,5 | 1400 | 500 | 500 | 265 |
| MSVC -2R1/11 | (UNI PN 16) 65 | (UNI PN 40) 50 | 2 | 200 | 944 | 528 | 416 | 332 | 282 | 300 | 380 | 95 | 233 | 1100 | 400 | 500 | 167 |
| MSVC -3R/15 | | | 3 | | 1086 | 588 | 498 | | | 350 | 435 | | 293 | 1100 | 400 | 500 | 234 |
| MSVC -3/18,5 | | | 3 | | 1129 | 588 | 541 | | | 350 | 435 | | 293 | 1400 | 500 | 500 | 249 |
| MSVC -4R1/22 | | | 4 | | 1189 | 648 | 541 | | | 350 | 435 | | 353 | 1400 | 500 | 500 | 273 |
| MSVC -5/30 | | | 5 | | 1276 | 708 | 568 | | | 350 | 450 | | 413 | 1400 | 500 | 500 | 321,5 |
| MSVC -6/37 | | | 6 | | 1376 | 768 | 608 | | | 350 | 450 | | 473 | 1400 | 500 | 500 | 360,5 |
| MSVD -2/15 | (UNI PN 16) 65 | (UNI PN 40) 50 | 2 | 200 | 1026 | 528 | 498 | 332 | 282 | 350 | 435 | 95 | 233 | 1400 | 400 | 500 | 219 |
| MSVD -3R/18,5 | | | 3 | | 1129 | 588 | 541 | | | 350 | 435 | | 293 | 1400 | 500 | 500 | 247 |
| MSVD -3/22 | | | 3 | | 1129 | 588 | 541 | | | 350 | 435 | | 293 | 1400 | 500 | 500 | 257,5 |
| MSVD -4/30 | | | 4 | | 1216 | 648 | 568 | | | 350 | 450 | | 353 | 1400 | 500 | 500 | 305 |
| MSVD -5/37 | | | 5 | | 1316 | 708 | 608 | | | 350 | 450 | | 413 | 1400 | 500 | 500 | 342,5 |

# 4MSV ~ 1450 r.p.m.

| TYPE | DN IN | DN OUT | N. STAGE | DIMENSIONS (mm) | | | | | | | | | | | | | Kg |
|---|---|---|---|---|---|---|---|---|---|---|---|---|---|---|---|---|---|
| | | | | A | C | C1 | C2 | D1 | E | F | G | H1 | H2 | I | L | M | |
| 4MSVA -8/2,2 | (UNI PN 16) 50 | (UNI PN 40) 40 | 8 | 175 | 1078 | 762,5 | 315 | 306 | 256 | 250 | 345 | 82 | 510,5 | 1100 | 400 | 500 | 183 |
| 4MSVB -4/2,2 | (UNI PN 16) 50 | (UNI PN 40) 40 | 4 | 175 | 874 | 558,5 | 315 | 306 | 256 | 250 | 345 | 82 | 306,5 | 1100 | 400 | 500 | 136 |
| 4MSVB -5/2,2 | | | 5 | | 925 | 609,5 | 315 | | | 250 | 345 | | 357,5 | 1400 | 500 | 500 | 140 |
| 4MSVB -6/3 | | | 6 | | 976 | 660,5 | 315 | | | 250 | 345 | | 408,5 | 1400 | 500 | 500 | 171 |
| 4MSVB -8/4 | | | 8 | | 1103 | 762,5 | 340 | | | 250 | 368 | | 511 | 1400 | 500 | 500 | 200 |
| 4MSVC -3/2,2 | (UNI PN 16) 65 | (UNI PN 40) 50 | 3 | 200 | 866 | 551 | 315 | 332 | 282 | 250 | 370 | 95 | 293 | 1100 | 400 | 500 | 192 |
| 4MSVC -4/3 | | | 4 | | 926 | 611 | 315 | | | 250 | 370 | | 353 | 1100 | 400 | 500 | 194 |
| 4MSVC -5/4 | | | 5 | | 1011 | 671 | 340 | | | 250 | 393 | | 413 | 1100 | 400 | 500 | 202 |
| 4MSVC -6/5,5 | | | 6 | | 1116 | 731 | 385 | | | 300 | 423 | | 473 | 1400 | 500 | 500 | 206 |
| 4MSVD -2/2,2 | (UNI PN 16) 65 | (UNI PN 40) 50 | 2 | 200 | 806 | 491 | 315 | 332 | 282 | 250 | 370 | 95 | 233 | 1100 | 400 | 500 | 135 |
| 4MSVD -3/3 | | | 3 | | 866 | 551 | 315 | | | 250 | 370 | | 293 | 1100 | 400 | 500 | 167 |
| 4MSVD -4/4 | | | 4 | | 951 | 611 | 340 | | | 250 | 393 | | 353 | 1100 | 400 | 500 | 189 |
| 4MSVD -5/5,5 | | | 5 | | 1056 | 671 | 385 | | | 300 | 423 | | 413 | 1100 | 400 | 500 | 194 |
| 4MSVD -6/7,5 | | | 6 | | 1156 | 731 | 425 | | | 300 | 423 | | 473 | 1400 | 500 | 500 | 218 |

# MSH ~ 2900 r.p.m.
# 4MSH ~ 1450 r.p.m.

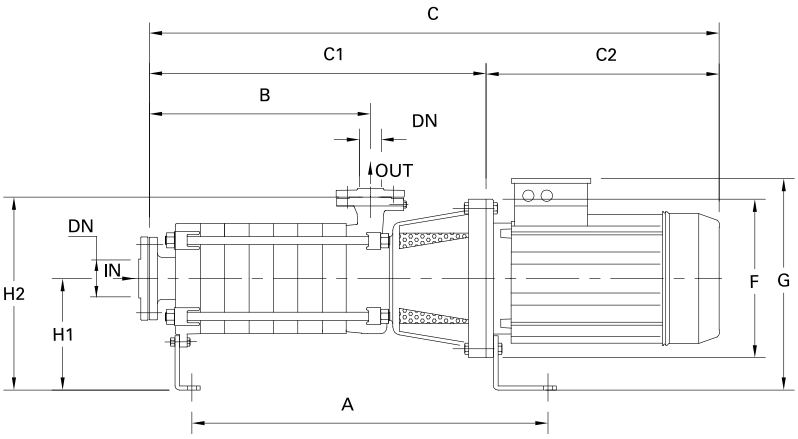


STANDARD

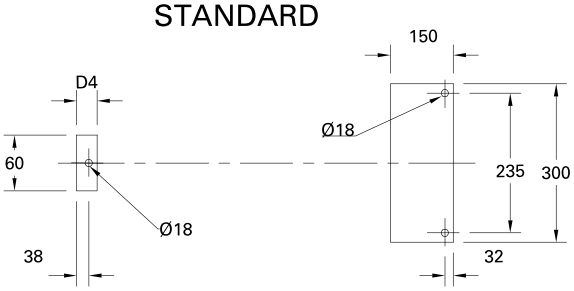


**Orientamento bocche**
**Direction of nozzles**
**Orientación bocas**
**Orientation brides**

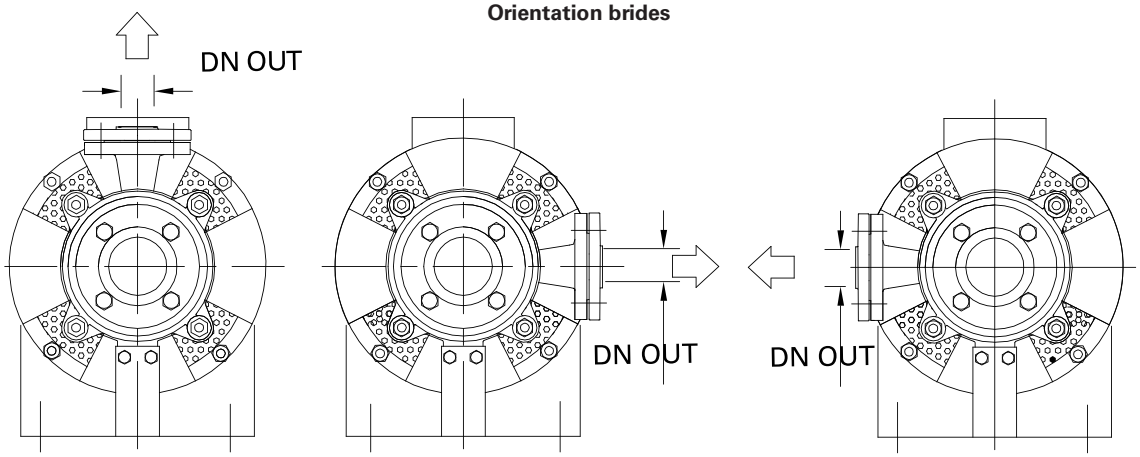


STANDARD Pos. 01 Pos. 02

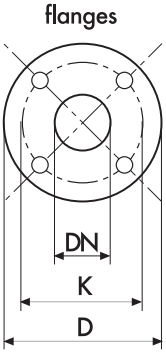


| DIMENSIONS (mm) | | | | |
|---|---|---|---|---|
| DN | D | K | holes | |
| | | | n° | Ø |
| 40 | 150 | 110 | 4 | 18 |
| 50 | 165 | 125 | 4 | 18 |
| 65 | 185 | 145 | 4 | 18 |
| 80 | 200 | 160 | 8 | 18 |

## MSH ~ 2900 r.p.m.

| TYPE | DN IN | DN OUT | N. STAGE | DIMENSIONS (mm) | | | | | | | | | | | | | Kg |
|---|---|---|---|---|---|---|---|---|---|---|---|---|---|---|---|---|---|
| | | | | A | B | C | C1 | C2 | F | G | H1 | H2 | D4 | I | L | M | |
| MSHA -3/5,5 | (UNI PN 16) 65 | (UNI PN 40) 40 | 3 | 604 | 256,5 | 922,5 | 545,5 | 377 | 300 | 425 | 245 | 420 | 70 | 1100 | 400 | 500 | 140,5 |
| MSHA -4/7,5 | | | 4 | 655 | 307,5 | 973,5 | 596,5 | 377 | 300 | 425 | | | | 1100 | 400 | 500 | 157 |
| MSHA -5/9,2 | | | 5 | 706 | 358,5 | 1063,5 | 647,5 | 416 | 300 | 425 | | | | 1100 | 400 | 500 | 173,5 |
| MSHA -6/11 | | | 6 | 757 | 409,5 | 1114,5 | 698,5 | 416 | 300 | 425 | | | | 1100 | 400 | 500 | 192,5 |
| MSHA -8/15 | | | 8 | 859 | 511,5 | 1298,5 | 800,5 | 498 | 350 | 480 | | | | 1400 | 500 | 500 | 259,5 |
| MSHB -2/7,5 | (UNI PN 16) 65 | (UNI PN 40) 40 | 2 | 553 | 205,5 | 531,5 | 494,5 | 37 | 300 | 425 | 245 | 420 | 70 | 1100 | 400 | 500 | 137 |
| MSHB -3R/9,2 | | | 3 | 604 | 256,5 | 961,5 | 545,5 | 416 | 300 | 425 | | | | 1100 | 400 | 500 | 154 |
| MSHB -3/11 | | | 3 | 604 | 256,5 | 961,5 | 545,5 | 416 | 300 | 425 | | | | 1100 | 400 | 500 | 158 |
| MSHB -4/15 | | | 4 | 655 | 307,5 | 1094,5 | 596,5 | 498 | 350 | 480 | | | | 1400 | 500 | 500 | 220,5 |
| MSHB -5/18,5 | | | 5 | 706 | 358,5 | 1188,5 | 647,5 | 541 | 350 | 480 | | | | 1400 | 500 | 500 | 245 |
| MSHB -6/22 | | | 6 | 757 | 409,5 | 1239,5 | 698,5 | 541 | 350 | 480 | | | | 1400 | 500 | 500 | 265 |
| MSHC -2R1/11 | (UNI PN 16) 80 | (UNI PN 40) 50 | 2 | 596 | 243 | 954 | 538 | 416 | 300 | 425 | 245 | 445 | 60 | 1100 | 400 | 500 | 165 |
| MSHC -3R/15 | | | 3 | 656 | 303 | 1096 | 598 | 498 | 350 | 480 | | | | 1100 | 400 | 500 | 231,5 |
| MSHC -3/18,5 | | | 3 | 656 | 303 | 1139 | 598 | 541 | 350 | 480 | | | | 1400 | 500 | 500 | 246,5 |
| MSHC -4R1/22 | | | 4 | 716 | 363 | 1199 | 658 | 541 | 350 | 480 | | | | 1400 | 500 | 500 | 270,5 |
| MSHC -5/30 | | | 5 | 776 | 423 | 1286 | 718 | 568 | 350 | 495 | | | | 1400 | 500 | 500 | 319 |
| MSHC -6/37 | | | 6 | 836 | 483 | 1386 | 778 | 608 | 350 | 495 | | | | 1400 | 500 | 500 | 358 |
| MSHD -2/15 | (UNI PN 10) 80 | (UNI PN 40) 50 | 2 | 596 | 243 | 1036 | 538 | 498 | 350 | 480 | 245 | 445 | 60 | 1400 | 400 | 500 | 217 |
| MSHD -3R/18,5 | | | 3 | 656 | 303 | 1139 | 598 | 541 | 350 | 480 | | | | 1400 | 500 | 500 | 245 |
| MSHD -3/22 | | | 3 | 656 | 303 | 1139 | 598 | 541 | 350 | 480 | | | | 1400 | 500 | 500 | 255 |
| MSHD -4/30 | | | 4 | 716 | 363 | 1226 | 658 | 568 | 350 | 495 | | | | 1400 | 500 | 500 | 303 |
| MSHD -5/37 | | | 5 | 776 | 423 | 1326 | 718 | 608 | 350 | 495 | | | | 1400 | 500 | 500 | 340,5 |

## 4MSH ~ 1450 r.p.m.

| TYPE | DN IN | DN OUT | N. STAGE | DIMENSIONS (mm) | | | | | | | | | | | | | Kg |
|---|---|---|---|---|---|---|---|---|---|---|---|---|---|---|---|---|---|
| | | | | A | B | C | C1 | C2 | F | G | H1 | H2 | D4 | I | L | M | |
| 4MSHA -8/2,2 | (UNI PN 16) 65 | (UNI PN 40) 40 | 8 | 822 | 511,5 | 1079 | 763,5 | 315 | 250 | 415 | 245 | 420 | 70 | 1100 | 400 | 500 | 183 |
| 4MSHB -4/2,2 | (UNI PN 16) 65 | (UNI PN 40) 40 | 4 | 618 | 511,5 | 875 | 559,5 | 315 | 250 | 415 | 245 | 420 | 70 | 1100 | 400 | 500 | 136 |
| 4MSHB -5/2,2 | | | 5 | 670 | 307,5 | 926 | 610,5 | 315 | 250 | 415 | | | | 1400 | 500 | 500 | 140 |
| 4MSHB -6/3 | | | 6 | 720 | 358,5 | 977 | 661,5 | 315 | 250 | 415 | | | | 1400 | 500 | 500 | 171 |
| 4MSHB -8/4 | | | 8 | 720 | 409,5 | 1104 | 763,5 | 340 | 250 | 438 | | | | 1400 | 500 | 500 | 200 |
| 4MSHC -3/2,2 | (UNI PN 16) 80 | (UNI PN 40) 50 | 3 | 620 | 303 | 876 | 561 | 315 | 250 | 415 | 245 | 445 | 60 | 1100 | 400 | 500 | 192 |
| 4MSHC -4/3 | | | 4 | 680 | 363 | 936 | 621 | 315 | 250 | 415 | | | | 1100 | 400 | 500 | 194 |
| 4MSHC -5/4 | | | 5 | 740 | 423 | 1021 | 681 | 340 | 250 | 438 | | | | 1100 | 400 | 500 | 202 |
| 4MSHC -6/5,5 | | | 6 | 800 | 483 | 1126 | 741 | 385 | 300 | 468 | | | | 1400 | 500 | 500 | 206 |
| 4MSHD -2/2,2 | (UNI PN 10) 80 | (UNI PN 40) 50 | 2 | 560 | 243 | 816 | 501 | 315 | 250 | 415 | 245 | 445 | 60 | 1100 | 400 | 500 | 135 |
| 4MSHD -3/3 | | | 3 | 620 | 303 | 876 | 561 | 315 | 250 | 415 | | | | 1100 | 400 | 500 | 167 |
| 4MSHD -4/4 | | | 4 | 680 | 363 | 961 | 621 | 340 | 250 | 438 | | | | 1100 | 400 | 500 | 189 |
| 4MSHD -5/5,5 | | | 5 | 740 | 423 | 1066 | 681 | 385 | 300 | 468 | | | | 1100 | 400 | 500 | 194 |
| 4MSHD -6/7,5 | | | 6 | 887 | 483 | 1166 | 741 | 425 | 300 | 468 | | | | 1400 | 500 | 500 | 218 |

# 80-132 (0,75 kW - 7,5 kW)

| CARATTERISTICHE COSTRUTTIVE / CONSTRUCTION FEATURES<br>CARACTERÍSTICAS CONSTRUCTIVAS / CARACTÉRISTIQUES D'EXÉCUTION | |
|---|---|
| **Cassa**<br>**Frame**<br>**Carcasas**<br>**Carcasse** | pressofusa in alluminio<br>aluminium alloy<br>aluminio inyectado<br>alliage d'aluminium |
| **Multitensione / Multifrequenza**<br>**Multiple voltage / Multi-frequency**<br>**Multitensión / Multifrecuencia**<br>**Multitension / Multifréquence** | 50/60Hz |
| **Servizio**<br>**Duty service**<br>**Servicio**<br>**Service** | continuo S1<br>S1 continuous<br>continuo S1<br>continu S1 |
| **Avvolgimento**<br>**Winding**<br>**Bobinado**<br>**Bobinage** | avvolgimento tropicalizzato con separatore di fase idoneo per inverter<br>tropicalized suitable for inverter power supply<br>tropicalizado idóneos para la alimentación con inverter<br>tropicalisé appropriés pour une alimentation avec inverter |
| **ATEX** **(gas e polvere)**<br>**(dust and gas)**<br>**(gas y polvo)**<br>**(gaz et poussière)** | disponibile in versione:<br>version avaiable: II 3G Ex nA IIB T4 Gc<br>disponible en versión: II 3D Ex tc IIIB T125°C Dc<br>disponible en version: |
| **MOTORE / MOTOR / MOTOR / MOTEUR** | |
| **Motore**<br>**Motor**<br>**Motor**<br>**Moteur** | chiuso autoventilato<br>closed and externally ventilated<br>cerrado con ventilación externa<br>fermé avec ventilation extérieure |
| **Classe di isolamento**<br>**Insulation class**<br>**Clase de aislamiento**<br>**Classe d'isolation** | F (su richiesta H)<br>(on request H)<br>(bajo pedido H)<br>(sur demande H) |
| **Grado di protezione**<br>**Protection degree**<br>**Grado de protección**<br>**Protection** | IP55 (su richiesta IP56, IP66, IP67)<br>(on request IP56, IP66, IP67)<br>(bajo pedido IP56, IP66, IP67)<br>(sur demande IP56, IP66, IP67) |
| **Classe di efficienza**<br>**Efficiency class**<br>**Classe de eficiencia**<br>**Classe de rendement** | IE3, IEC60034-30-1 |

# 160-355 (11 kW - 315 kW)

| CARATTERISTICHE COSTRUTTIVE / CONSTRUCTION FEATURES<br>CARACTERÍSTICAS CONSTRUCTIVAS / CARACTÉRISTIQUES D'EXÉCUTION | |
|---|---|
| **Cassa**<br>**Frame**<br>**Carcasas**<br>**Carcasse** | ghisa<br>cast iron<br>fundición<br>fonte |
| **Multitensione / Multifrequenza**<br>**Multiple voltage / Multi-frequency**<br>**Multitensión / Multifrecuencia**<br>**Multitension / Multifréquence** | 50/60Hz |
| **Servizio**<br>**Duty service**<br>**Servicio**<br>**Service** | continuo S1<br>S1 continuous<br>continuo S1<br>continu S1 |
| **Avvolgimento** | avvolgimento tropicalizzato con isolamento rinforzato per inverter (P ≥110kW si suggeriscono i cuscinetti isolati opzionali). Avvolgimenti con 3 termistori PTC di serie. |
| **Winding** | tropicalized and reinforced insulation for inverter power supply (P ≥110kW we recommend to order the motor with insulated barings option). Windings with PTC (n° 3) thermistor as standard. |
| **Bobinado** | tropicalizado y aislamiento reforzado para la alimentación con inverter (P ≥110kW recomendamos la utilización de rodamientos aislados optional). Bobinados con 3 termistores PTC de serie. |
| **Bobinage** | tropicalisé et isolation renforcée appropriés pour une alimentation avec inverter (P ≥110kW nous recommandons l'utilisations de roulements isolés option). Bobinages avec 3 thermistances PTC de série. |
| ATEX **(gas e polvere)**<br>**(dust and gas)**<br>**(gas y polvo)**<br>**(gaz et poussière)** | disponibile in versione:<br>version avaiable: II 3G Ex nA IIB T4 Gc<br>disponible en versión: II 3D Ex tc IIIB T125°C Dc<br>disponible en version: |
| **MOTORE / MOTOR / MOTOR / MOTEUR** | |
| **Motore**<br>**Motor**<br>**Motor**<br>**Moteur** | chiuso autoventilato<br>closed and externally ventilated<br>cerrado con ventilación externa<br>fermé avec ventilation extérieure |
| **Classe di isolamento**<br>**Insulation class**<br>**Clase de aislamiento**<br>**Classe d'isolation** | F (su richiesta H)<br>(on request H)<br>(bajo pedido H)<br>(sur demande H) |
| **Grado di protezione**<br>**Protection degree**<br>**Grado de protección**<br>**Protection** | IP55 (su richiesta IP56, IP66, IP67)<br>(on request IP56, IP66, IP67)<br>(bajo pedido IP56, IP66, IP67)<br>(sur demande IP56, IP66, IP67) |
| **Classe di efficienza**<br>**Efficiency class**<br>**Classe de eficiencia**<br>**Classe de rendement** | IE3, IEC60034-30-1 |

# 2 poles IE3

**Data at 400 V - 50 Hz**

| TYPE | kW | Hp | rpm | In (A) | Is (A) | Is/In | Cn (Nm) | Cs (Nm) | Cs/Cn | Cmax (Nm) | Cmax/Cn |
|---|---|---|---|---|---|---|---|---|---|---|---|
| **80A-2** | 0,75 | 1 | 2892 | 1,74 | 11,84 | 6,8 | 2,48 | 8,6 | 3,5 | 9,18 | 3,7 |
| **80B-2** | 1,1 | 1,5 | 2885 | 2,26 | 16,74 | 7,4 | 3,64 | 10,9 | 3 | 12,74 | 3,5 |
| **90S-2** | 1,5 | 2 | 2894 | 3,22 | 23,78 | 7,4 | 4,95 | 20,1 | 4,1 | 18,78 | 3,8 |
| **90L-2** | 2,2 | 3 | 2891 | 4,58 | 35,2 | 7,7 | 7,27 | 30,3 | 4,2 | 30,83 | 4,2 |
| **100L-2** | 3 | 4 | 2898 | 5,8 | 44,87 | 7,7 | 9,89 | 30,8 | 3,1 | 35,98 | 3,6 |
| **112M-2** | 4 | 5,5 | 2894 | 7,48 | 59,55 | 7 | 13,2 | 33,05 | 2,8 | 37,02 | 3,5 |
| **132SA-2** | 5,5 | 7,5 | 2940 | 10,14 | 70,59 | 7 | 17,87 | 37,7 | 2,1 | 35,79 | 2 |
| **132SB-2** | 7,5 | 10 | 2925 | 13,35 | 95 | 7,1 | 24,49 | 53,5 | 2,2 | 78,5 | 3,2 |
| **160MA-2** | 11 | 15 | 2937 | 19,72 | 123,05 | 6,2 | 35,77 | 73,32 | 2,1 | 100,15 | 2,8 |
| **160MB-2** | 15 | 20 | 2938 | 26,29 | 150,23 | 5,7 | 48,76 | 95,08 | 2 | 121,89 | 2,5 |
| **160L-2** | 18,5 | 25 | 2942 | 32,15 | 192,92 | 6 | 60,05 | 124,31 | 2,1 | 179 | 2,1 |
| **180M-2** | 22 | 30 | 2950 | 37,53 | 304,03 | 8,1 | 71,22 | 163,81 | 2,3 | 220,8 | 3,1 |
| **200LA-2** | 30 | 40 | 2940 | 51,51 | 386,34 | 7,5 | 97,45 | 224,13 | 2,3 | 223,37 | 2,3 |
| **200LB-2** | 37 | 50 | 2960 | 63,26 | 474,46 | 7,5 | 119,38 | 274,56 | 2,3 | 275,49 | 2,3 |
| **225M-2** | 45 | 60 | 2960 | 76,69 | 582,87 | 7,6 | 145,19 | 333,93 | 2,3 | 332,8 | 2,3 |
| **250M-2** | 55 | 75 | 2970 | 94,39 | 707,92 | 7,5 | 176,85 | 406,76 | 2,3 | 406,76 | 2,3 |
| **280S-2** | 75 | 100 | 2970 | 127,01 | 876,39 | 6,9 | 241,16 | 530,56 | 2,2 | 554,67 | 2,3 |
| **280M-2** | 90 | 125 | 2970 | 151,93 | 1078,73 | 7,1 | 289,39 | 636,67 | 2,2 | 665,61 | 2,3 |
| **315S-2** | 110 | 150 | 2970 | 185,31 | 1315,68 | 7,1 | 353,7 | 707,41 | 2 | 778,15 | 2,2 |
| **315MA-2** | 132 | 180 | 2970 | 221,67 | 1573,86 | 7,1 | 424,44 | 848,89 | 2 | 933,78 | 2,2 |
| **315LA-2** | 160 | 215 | 2970 | 265,46 | 1884,77 | 7,1 | 514,48 | 1028,96 | 2 | 1131,85 | 2,2 |
| **315LB-2** | 200 | 270 | 2970 | 330,79 | 2348,59 | 7,1 | 643,1 | 1286,2 | 2 | 1414,81 | 2,2 |
| **355M-2** | 250 | 335 | 2980 | 413,48 | 2935,74 | 7,1 | 801,17 | 1602,35 | 2 | 1762,58 | 2,2 |
| **355L-2** | 315 | 423 | 2980 | 520,99 | 3699,03 | 7,1 | 1009,48 | 2018,96 | 2 | 2220,86 | 2,2 |

| TYPE | η% | | | | min IE3 | Fatt. pot. cosϕ | | | ΔT (°C) | LwA (dB) | J Kgm² | Kg |
|---|---|---|---|---|---|---|---|---|---|---|---|---|
| | 100% | IE | 75% | 50% | | 100% | 75% | 50% | | | | |
| **80A-2** | 80,9 | IE3 | 79,6 | 76,4 | 80,7 | 0,77 | 0,7 | 0,566 | 35 | 65 | 0,00158 | 17 |
| **80B-2** | 84,5 | IE3 | 84,7 | 82,8 | 82,7 | 0,83 | 0,77 | 0,652 | 41 | 65 | 0,00185 | 18 |
| **90S-2** | 85,3 | IE3 | 85,2 | 83,7 | 84,2 | 0,788 | 0,71 | 0,588 | 37 | 71 | 0,00383 | 23 |
| **90L-2** | 86,2 | IE3 | 86,4 | 84,7 | 85,9 | 0,81 | 0,71 | 0,61 | 43 | 71 | 0,00726 | 26 |
| **100L-2** | 87,1 | IE3 | 87,7 | 86,8 | 87,1 | 0,857 | 0,807 | 0,692 | 51 | 75 | 0,01439 | 35 |
| **112M-2** | 89,6 | IE3 | 90,5 | 90,2 | 88,1 | 0,862 | 0,81 | 0,719 | 52 | 77 | 0,01663 | 43 |
| **132SA-2** | 91 | IE3 | 89,7 | 87,4 | 89,2 | 0,86 | 0,84 | 0,761 | 48 | 78 | 0,033 | 66 |
| **132SB-2** | 91,6 | IE3 | 92,4 | 92,9 | 90,1 | 0,885 | 0,85 | 0,76 | 60 | 78 | 0,0396 | 73 |
| **160MA-2** | 91,4 | IE3 | 91,2 | 89,7 | 91,2 | 0,881 | 0,864 | 0,812 | 49 | 81 | 0,04976 | 120 |
| **160MB-2** | 92 | IE3 | 92,6 | 91,8 | 91,9 | 0,895 | 0,877 | 0,841 | 61 | 81 | 0,06587 | 132 |
| **160L-2** | 93 | IE3 | 93,7 | 93 | 92,4 | 0,893 | 0,875 | 0,827 | 58 | 81 | 0,0726 | 150 |
| **180M-2** | 94 | IE3 | 93,9 | 93 | 92,7 | 0,9 | 0,88 | 0,87 | 41 | 83 | 0,099 | 205 |
| **200LA-2** | 93,4 | IE3 | 94,4 | 90,7 | 93,3 | 0,9 | 0,881 | 0,82 | 65 | 84 | 0,16368 | 250 |
| **200LB-2** | 93,8 | IE3 | 93,6 | 90,2 | 93,7 | 0,9 | 0,887 | 0,84 | 65 | 84 | 0,18348 | 270 |
| **225M-2** | 94,1 | IE3 | 93,9 | 90,7 | 94 | 0,9 | 0,878 | 0,816 | 65 | 86 | 0,30756 | 315 |
| **250M-2** | 94,5 | IE3 | 92,6 | 88,5 | 94,3 | 0,89 | 0,872 | 0,825 | 65 | 89 | 0,41184 | 420 |
| **280S-2** | 94,7 | IE3 | 92,8 | 88,7 | 94,7 | 0,9 | 0,896 | 0,875 | 55 | 91 | 0,76428 | 550,8 |
| **280M-2** | 95 | IE3 | 94,9 | 92,9 | 95 | 0,9 | 0,894 | 0,857 | 65 | 91 | 0,891 | 625 |
| **315S-2** | 95,2 | IE3 | 95,1 | 93,1 | 95,2 | 0,9 | 0,894 | 0,857 | 65 | 92 | 1,5576 | 968 |
| **315MA-2** | 95,5 | IE3 | 95,4 | 93,4 | 95,4 | 0,9 | 8,894 | 0,857 | 65 | 92 | 2,4024 | 1100 |
| **315LA-2** | 95,6 | IE3 | 95,5 | 93,5 | 95,6 | 0,91 | 0,904 | 0,867 | 65 | 92 | 2,7456 | 1160,5 |
| **315LB-2** | 95,9 | IE3 | 95,8 | 93,8 | 95,8 | 0,91 | 0,904 | 0,867 | 65 | 92 | 3,1416 | 1221 |
| **355M-2** | 95,9 | IE3 | 95,8 | 93,8 | 95,8 | 0,91 | 0,904 | 0,867 | 65 | 100 | 3,96 | 2090 |
| **355L-2** | 95,9 | IE3 | 95,8 | 93,8 | 95,8 | 0,91 | 0,904 | 0,867 | 65 | 100 | 4,62 | 2530 |

# 4 poles IE3

**Data at 400 V - 50 Hz**

| TYPE | kW | Hp | rpm | In (A) | Is (A) | Is / In | Cn (Nm) | Cs (Nm) | Cs / Cn | Cmax (Nm) | Cmax / Cn |
|---|---|---|---|---|---|---|---|---|---|---|---|
| **80B-4** | 0,75 | 1 | 1430 | 1,87 | 11,24 | 6 | 5,01 | 16,9 | 3,4 | 12,8 | 2,6 |
| **90S-4** | 1,1 | 1,5 | 1431 | 2,54 | 15,83 | 6,2 | 7,34 | 25,6 | 3,5 | 24,5 | 3,3 |
| **90L-4** | 1,5 | 2 | 1438 | 3,38 | 19,62 | 5,8 | 9,96 | 32,11 | 3,2 | 34,9 | 3,5 |
| **100LA-4** | 2,2 | 3 | 1425 | 4,35 | 34,15 | 7,8 | 14,74 | 41,27 | 2,8 | 41,27 | 2,8 |
| **100LB-4** | 3 | 4 | 1450 | 6,07 | 46,83 | 7,7 | 19,76 | 54,3 | 2,7 | 56,31 | 2,8 |
| **112M-4** | 4 | 5,5 | 1442 | 7,95 | 54,51 | 6,9 | 26,49 | 74,03 | 2,9 | 74,22 | 3,3 |
| **132S-4** | 5,5 | 7,5 | 1454 | 10,64 | 68,01 | 6,4 | 36,12 | 75,86 | 2,1 | 101,15 | 2,8 |
| **132M-4** | 7,5 | 10 | 1460 | 14,39 | 94,37 | 6,6 | 49,06 | 91,8 | 1,9 | 132,46 | 2,7 |
| **160M-4** | 11 | 15 | 1468 | 20,76 | 121,31 | 5,8 | 71,56 | 121,5 | 1,7 | 193,21 | 2,7 |
| **160L-4** | 15 | 20 | 1460 | 28,19 | 140,97 | 5 | 98,12 | 166,6 | 1,7 | 255,1 | 2,6 |
| **180M-4** | 18,5 | 25 | 1477 | 33,53 | 206,45 | 6,2 | 120,94 | 202,5 | 1,7 | 384,23 | 3,2 |
| **180L-4** | 22 | 30 | 1470 | 39,62 | 297,13 | 7,5 | 142,93 | 314,44 | 2,2 | 328,73 | 2,3 |
| **200L-4** | 30 | 40 | 1480 | 53,48 | 385,07 | 7,2 | 193,58 | 425,88 | 2,2 | 445,24 | 2,3 |
| **225S-4** | 37 | 50 | 1480 | 65,37 | 490,3 | 7,5 | 238,75 | 525,25 | 2,2 | 549,13 | 2,3 |
| **225M-4** | 45 | 60 | 1480 | 77,39 | 588,17 | 7,6 | 290,37 | 638,82 | 2,2 | 667,85 | 2,3 |
| **250M-4** | 55 | 75 | 1480 | 93,89 | 713,58 | 7,6 | 354,9 | 780,78 | 2,2 | 816,27 | 2,3 |
| **280S-4** | 75 | 100 | 1480 | 127,9 | 882,51 | 6,9 | 483,95 | 1064,7 | 2,2 | 1113,09 | 2,3 |
| **280M-4** | 90 | 120 | 1485 | 155,06 | 1085,43 | 7 | 578,79 | 1273,33 | 2,2 | 1331,21 | 2,3 |
| **315S-4** | 110 | 150 | 1480 | 188,92 | 1303,57 | 6,9 | 709,8 | 1561,55 | 2,2 | 1632,53 | 2,3 |
| **315M-4** | 132 | 180 | 1480 | 226,23 | 1561,02 | 6,9 | 851,76 | 1873,86 | 2,2 | 1959,04 | 2,3 |
| **315LA-4** | 160 | 220 | 1480 | 273,65 | 1888,2 | 6,9 | 1032,43 | 2271,35 | 2,2 | 2374,59 | 2,3 |
| **315LB-4** | 200 | 270 | 1480 | 341,71 | 2357,79 | 6,9 | 1290,54 | 2839,19 | 2,2 | 2968,24 | 2,3 |
| **355M-4** | 250 | 335 | 1490 | 417,21 | 2878,74 | 6,9 | 1602,35 | 3525,17 | 2,2 | 3685,4 | 2,3 |
| **355L-4** | 315 | 423 | 1490 | 526,23 | 3630,99 | 6,9 | 2018,96 | 4441,71 | 2,2 | 4643,61 | 2,3 |

| TYPE | η% | | | | min IE3 | Fatt. pot. cosϕ | | | ΔT (°C) | LwA (dB) | J Kgm² | Kg |
|---|---|---|---|---|---|---|---|---|---|---|---|---|
| | 100% | IE | 75% | 50% | | 100% | 75% | 50% | | | | |
| **80B-4** | 82,9 | IE3 | 82,6 | 79,2 | 82,5 | 0,7 | 0,6 | 0,451 | 38 | 56 | 0,00277 | 18 |
| **90S-4** | 84,8 | IE3 | 86,2 | 85,5 | 84,1 | 0,738 | 0,66 | 0,516 | 44 | 61 | 0,00304 | 25 |
| **90L-4** | 85,9 | IE3 | 86,3 | 85,1 | 85,3 | 0,747 | 0,658 | 0,569 | 47 | 61 | 0,00356 | 30 |
| **100LA-4** | 86,7 | IE3 | 86,9 | 86 | 86,7 | 0,841 | 0,782 | 0,7 | 53 | 64 | 0,00713 | 36 |
| **100LB-4** | 89 | IE3 | 89,3 | 88 | 87,7 | 0,801 | 0,72 | 0,7 | 57 | 64 | 0,00893 | 40 |
| **112M-4** | 89,1 | IE3 | 90,3 | 90,5 | 88,6 | 0,815 | 0,76 | 0,641 | 53 | 65 | 0,01267 | 46 |
| **132S-4** | 89,9 | IE3 | 92,1 | 92,4 | 89,6 | 0,83 | 0,77 | 0,675 | 61 | 71 | 0,02853 | 70 |
| **132M-4** | 90,5 | IE3 | 90,8 | 89,9 | 90,4 | 8,831 | 0,79 | 0,699 | 46 | 71 | 0,03946 | 81 |
| **160M-4** | 91,8 | IE3 | 91,7 | 90,4 | 91,4 | 0,833 | 0,79 | 0,675 | 52 | 73 | 0,08133 | 125 |
| **160L-4** | 92,3 | IE3 | 93,1 | 92,3 | 92,3 | 0,832 | 0,78 | 0,68 | 61 | 75 | 0,12239 | 150 |
| **180M-4** | 92,6 | IE3 | 92,1 | 90,2 | 92,6 | 0,87 | 0,817 | 0,724 | 40 | 76 | 0,18531 | 170,6 |
| **180L-4** | 93,2 | IE3 | 91,7 | 91 | 93 | 0,86 | 0,832 | 0,761 | 80 | 76 | 0,21065 | 189,3 |
| **200L-4** | 93,6 | IE3 | 93,8 | 92,8 | 93,6 | 0,865 | 0,818 | 0,767 | 80 | 79 | 0,3493 | 254,8 |
| **225S-4** | 93,9 | IE3 | 92,7 | 92 | 93,9 | 0,87 | 0,839 | 0,776 | 75 | 81 | 0,54128 | 268,3 |
| **225M-4** | 94,3 | IE3 | 93,3 | 92,8 | 94,2 | 0,89 | 0,872 | 0,807 | 80 | 81 | 0,62527 | 353 |
| **250M-4** | 95 | IE3 | 94,2 | 93,5 | 94,6 | 0,89 | 0,862 | 0,8 | 75 | 83 | 0,87991 | 450 |
| **280S-4** | 95,1 | IE3 | 93,5 | 91 | 95 | 0,89 | 0,863 | 0,843 | 70 | 86 | 1,716 | 605 |
| **280M-4** | 95,2 | IE3 | 93,5 | 92 | 95,2 | 0,88 | 0,872 | 0,838 | 65 | 86 | 1,9668 | 700 |
| **315S-4** | 95,5 | IE3 | 93,8 | 92,3 | 95,4 | 0,88 | 0,872 | 0,838 | 65 | 87 | 4,1316 | 925 |
| **315M-4** | 95,7 | IE3 | 94 | 92,5 | 95,6 | 0,88 | 0,872 | 0,838 | 55 | 87 | 4,818 | 1180 |
| **315LA-4** | 95,9 | IE3 | 94,2 | 92,7 | 95,8 | 0,88 | 0,872 | 0,838 | 75 | 87 | 5,42784 | 1160,5 |
| **315LB-4** | 96 | IE3 | 94,3 | 92,8 | 96 | 0,88 | 0,872 | 0,838 | 70 | 87 | 6,3492 | 1240,8 |
| **355M-4** | 96,1 | IE3 | 94,4 | 92,9 | 96 | 0,9 | 0,892 | 0,857 | 75 | 94 | 8,6196 | 1870 |
| **355L-4** | 96 | IE3 | 94,3 | 92,8 | 96 | 0,9 | 0,892 | 0,857 | 70 | 94 | 10,8768 | 2090 |

Le seguenti tensioni e frequenze sono all'interno del gruppo di alimentazione standard di tutti i motori trifase, con tipo di servizio S1.

The following voltages and frequencies are inside the standard power supply of all three-phase motors, under S1 duty service.

Las siguientes tensiones y frecuencias están al interno del grupo de alimentación Standard de todos los motores trifásicos, con tipo de servicio S1.

Les fréquences et les voltages, indiqués dans le tableau ci-dessous, sont à l'intérieur du groupe d'alimentation standard de tous les moteurs triphasés avec type de service S1.

| | | V | |
|---|---|---|---|
| **SIZE** | **Hz** | △ | Y |
| **80-112** | 50 ±5% | 230 | 400 |
| | | 220 | 380 |
| | | 240 | 415 |
| | 60 ±5% | 260 | 440 |
| | | 220 | 380 |
| | | 265 | 460 |
| | | 280 | 480 |
| **132-355** | 50 ±5% | 400 | 690 |
| | | 380 | 660 |
| | | 415 | 720 |
| | 60 ±5% | 440 | 760 |
| | | 380 | 660 |
| | | 460 | 795 |
| | | 480 | 830 |

Tutti i dati tecnici sono riferiti ai motori a 50Hz. Gli stessi possono essere alimentati a 60 Hz tenendo conto dei coefficenti moltiplicativi della tabella seguente.

All electrical data refer to motors at 50 Hz. These may be connected to 60 Hz, taking into account the multiplier coefficients in the table below.

Todos los datos técnicos se refieren a motores a 50Hz. Los mismos pueden ser alimentados a 60Hz teniendo en cuenta los coeficientes multiplicativos del cuadro.

Toutes les données techniques, concernent les moteurs triphasés bobinés à 50 Hz. Ces derniers peuvent être alimentés à 60 Hz en tenant compte des coefficients multiplicatifs du tableau suivant.

| V 50Hz | V 60Hz | W | In (A) | Cn (Nm) | rpm | Is (A) | CS (Nm) | C max (Nm) |
|---|---|---|---|---|---|---|---|---|
| 230 ± 10% | 230 ± 5% | 1 | 1 | 0,83 | 1,2 | 0,83 | 0,83 | 0,83 |
| 230 ± 10% | 230 ± 10% | 1 | 0,95 | 0,83 | 1,2 | 0,83 | 0,83 | 0,83 |
| 230 ± 10% | 240 ± 5% | 1,05 | 1 | 0,87 | 1,2 | 0,87 | 0,87 | 0,87 |
| 400 ± 10% | 380 ± 5% | 1 | 1 | 0,83 | 1,2 | 0,83 | 0,83 | 0,83 |
| 400 ± 10% | 400 ± 10% | 1 | 0,95 | 0,83 | 1,2 | 0,83 | 0,83 | 0,83 |
| 400 ± 10% | 415 ± 10% | 1,05 | 1 | 0,87 | 1,2 | 0,87 | 0,87 | 0,87 |
| 400 ± 10% | 440 ± 10% | 1,10 | 1 | 0,90 | 1,2 | 0,93 | 0,93 | 0,93 |
| 400 ± 10% | 460 ± 5% | 1,15 | 1 | 0,96 | 1,2 | 0,96 | 0,96 | 0,96 |
| 400 ± 10% | 480 ± 5% | 1,20 | 1 | 1 | 1,2 | 1 | 1 | 1 |

# B3

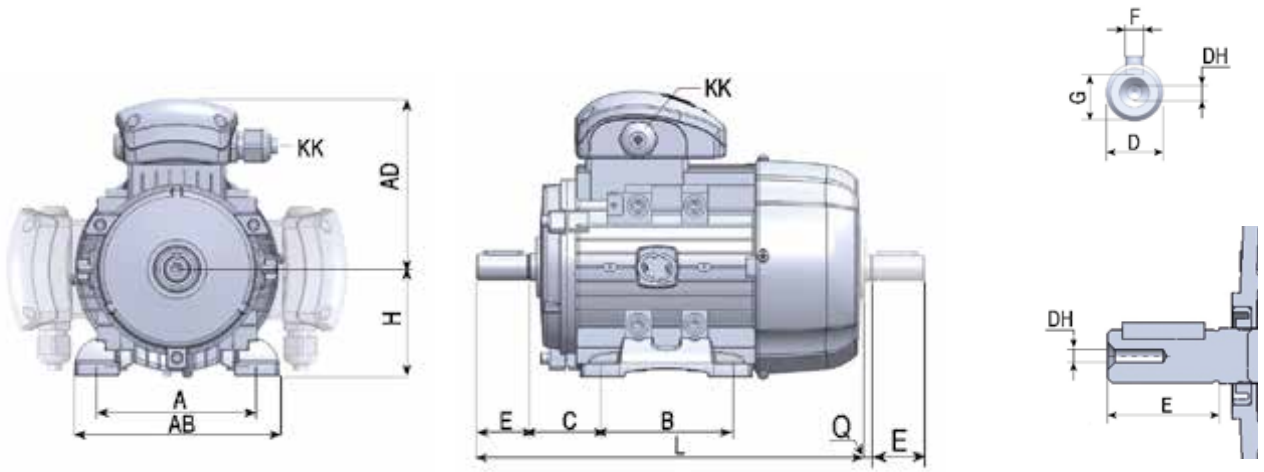


| DIMENSIONS (mm) | | | | | | | | | | | | | | | | |
|---|---|---|---|---|---|---|---|---|---|---|---|---|---|---|---|---|
| TYPE | Poles | AD | H | KK | L | D | DH | E | Q | F | G | B3 | | | | |
| | | | | | | | | | | | | A | AB | B | C | K |
| **80** | 2-8 | 130 | 80 | M20 | 283 | 19 | M6x16 | 40 | 3 | 6 | 15,5 | 125 | 157 | 100 | 50 | 10 |
| **90S** | 2-8 | 145 | 90 | M20 | 330 | 24 | M8x19 | 50 | 5 | 8 | 20 | 140 | 173 | 100 | 56 | 10 |
| **90L** | 2-8 | 145 | 90 | M20 | 358 | 24 | M8x19 | 50 | 5 | 8 | 20 | 140 | 173 | 125 | 56 | 10 |
| **100** | 2-8 | 157 | 100 | M20 | 393 | 28 | M10x22 | 60 | 5 | 8 | 24 | 160 | 196 | 140 | 63 | 12 |
| **112M** | 2-8 | 177 | 112 | M25 | 410 | 28 | M10x22 | 60 | 5 | 8 | 24 | 190 | 227 | 140 | 70 | 12 |
| **132S** | 2-8 | 197 | 132 | M32 | 480 | 38 | M12x28 | 80 | 5 | 10 | 33 | 216 | 262 | 140 | 89 | 12 |
| **132M** | 2-8 | 197 | 132 | M32 | 516 | 38 | M12x28 | 80 | 5 | 10 | 33 | 216 | 262 | 178 | 89 | 12 |
| **160M** | 2-8 | 255 | 160 | 2xM40 | 613 | 42 | M16x36 | 110 | 5 | 12 | 37 | 254 | 320 | 210 | 108 | 15 |
| **160L** | 2-8 | 252 | 160 | 2xM40 | 708 | 42 | M16x36 | 110 | 5 | 12 | 37 | 254 | 320 | 254 | 108 | 15 |
| **180M** | 2-8 | 270 | 180 | 2xM40 | 730 | 48 | M16x36 | 110 | 8 | 14 | 42,5 | 279 | 355 | 241 | 121 | 15 |
| **180L** | 2-8 | 270 | 180 | 2xM40 | 780 | 48 | M16x36 | 110 | 8 | 14 | 42,5 | 279 | 355 | 279 | 121 | 15 |
| **200L** | 2-8 | 303 | 200 | 2xM50 | 771 | 55 | M20x42 | 110 | 12 | 16 | 49 | 318 | 395 | 305 | 133 | 19 |
| **225S** | 2-8 | 312 | 225 | 2xM50 | 815 | 60 | M20x42 | 140 | 12 | 18 | 53 | 356 | 435 | 286 | 149 | 19 |
| **225M** | 2 | 312 | 225 | 2xM50 | 820 | 55 | M20x42 | 110 | 12 | 16 | 49 | 356 | 435 | 286/311 | 149 | 19 |
| **225M** | 4-8 | 312 | 225 | 2xM50 | 850 | 60 | M20x42 | 140 | 12 | 18 | 53 | 356 | 435 | 286/311 | 149 | 19 |
| **250M** | 2 | 355 | 250 | 2xM63 | 910 | 60 | M20x42 | 140 | 12 | 18 | 53 | 406 | 490 | 349 | 168 | 24 |
| **250M** | 4-8 | 355 | 250 | 2xM63 | 910 | 65 | M20x42 | 140 | 12 | 18 | 58 | 406 | 490 | 349 | 168 | 24 |
| **280S** | 2 | 398 | 280 | 2xM63 | 985 | 65 | M20x42 | 140 | 12 | 18 | 58 | 457 | 550 | 368 | 190 | 24 |
| **280S** | 4-8 | 398 | 280 | 2xM63 | 985 | 75 | M20x42 | 140 | 12 | 20 | 67,5 | 457 | 550 | 368 | 190 | 24 |
| **280M** | 2 | 398 | 280 | 2xM63 | 1035 | 65 | M20x42 | 140 | 12 | 18 | 58 | 457 | 550 | 368/419 | 190 | 24 |
| **280M** | 4-8 | 398 | 280 | 2xM63 | 1035 | 75 | M20x42 | 140 | 12 | 20 | 67,5 | 457 | 550 | 368/419 | 190 | 24 |
| **315S** | 2 | 540 | 315 | 2xM63 | 1160 | 65 | M20x42 | 140 | 15 | 18 | 58 | 508 | 630 | 406 | 216 | 28 |
| **315S** | 4-8 | 540 | 315 | 2xM63 | 1270 | 80 | M20x42 | 170 | 15 | 22 | 71 | 508 | 630 | 406 | 216 | 28 |
| **315M** | 2 | 540 | 315 | 2xM63 | 1290 | 65 | M20x42 | 140 | 15 | 18 | 58 | 508 | 630 | 457 | 216 | 28 |
| **315M** | 4-8 | 540 | 315 | 2xM63 | 1325 | 80 | M20x42 | 170 | 15 | 22 | 71 | 508 | 630 | 457 | 216 | 28 |
| **315L** | 2 | 540 | 315 | 2xM63 | 1320 | 65 | M20x42 | 140 | 15 | 18 | 58 | 508 | 630 | 508 | 216 | 28 |
| **315L** | 4-8 | 540 | 315 | 2xM63 | 1350 | 80 | M20x42 | 170 | 15 | 22 | 71 | 508 | 630 | 508 | 216 | 28 |
| **355M** | 2 | 655 | 355 | 2xM63 | 1500 | 75 | M20x42 | 140 | 15 | 20 | 67,5 | 610 | 730 | 560/630 | 254 | 28 |
| **355M** | 4-8 | 655 | 355 | 2xM63 | 1530 | 95 | M20x42 | 170 | 15 | 25 | 86 | 610 | 730 | 560/630 | 254 | 28 |
| **355L** | 2 | 655 | 355 | 2xM63 | 1500 | 75 | M20x42 | 140 | 15 | 20 | 67,5 | 610 | 730 | 560/630 | 254 | 28 |
| **355L** | 4-8 | 655 | 355 | 2xM63 | 1530 | 95 | M20x42 | 170 | 15 | 25 | 86 | 610 | 730 | 560/630 | 254 | 28 |

# B5

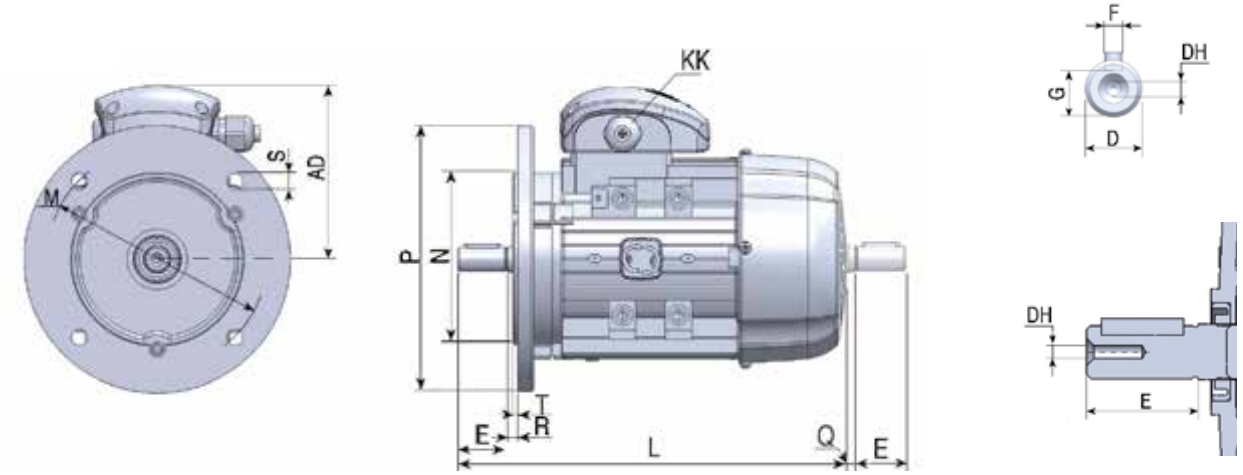


| DIMENSIONS (mm) | | | | | | | | | | | | | | | | |
|---|---|---|---|---|---|---|---|---|---|---|---|---|---|---|---|---|
| TYPE | Poles | AD | H | KK | L | D | DH | E | Q | F | G | B5 | | | | |
| | | | | | | | | | | | | M | N | P | S | T |
| **80** | 2-8 | 130 | 80 | M20 | 283 | 19 | M6x16 | 40 | 3 | 6 | 15,5 | 165 | 130 | 200 | 12x4 | 3,5 |
| **90S** | 2-8 | 145 | 90 | M20 | 330 | 24 | M8x19 | 50 | 5 | 8 | 20 | 165 | 130 | 200 | 12x4 | 3,5 |
| **90L** | 2-8 | 145 | 90 | M20 | 358 | 24 | M8x19 | 50 | 5 | 8 | 20 | 165 | 130 | 200 | 12x4 | 3,5 |
| **100** | 2-8 | 157 | 100 | M20 | 393 | 28 | M10x22 | 60 | 5 | 8 | 24 | 215 | 180 | 250 | 15x4 | 4 |
| **112M** | 2-8 | 177 | 112 | M25 | 410 | 28 | M10x22 | 60 | 5 | 8 | 24 | 215 | 180 | 250 | 15x4 | 4 |
| **132S** | 2-8 | 197 | 132 | M32 | 480 | 38 | M12x28 | 80 | 5 | 10 | 33 | 265 | 230 | 300 | 15x4 | 4 |
| **132M** | 2-8 | 197 | 132 | M32 | 516 | 38 | M12x28 | 80 | 5 | 10 | 33 | 265 | 230 | 300 | 15x4 | 4 |
| **160M** | 2-8 | 255 | 160 | 2xM40 | 613 | 42 | M16x36 | 110 | 5 | 12 | 37 | 300 | 250 | 350 | 19x4 | 5 |
| **160L** | 2-8 | 252 | 160 | 2xM40 | 708 | 42 | M16x36 | 110 | 5 | 12 | 37 | 300 | 250 | 350 | 19x4 | 5 |
| **180M** | 2-8 | 270 | 180 | 2xM40 | 730 | 48 | M16x36 | 110 | 8 | 14 | 42,5 | 300 | 250 | 350 | 19x4 | 5 |
| **180L** | 2-8 | 270 | 180 | 2xM40 | 780 | 48 | M16x36 | 110 | 8 | 14 | 42,5 | 300 | 250 | 350 | 19x4 | 5 |
| **200L** | 2-8 | 303 | 200 | 2xM50 | 771 | 55 | M20x42 | 110 | 12 | 16 | 49 | 350 | 300 | 400 | 19x4 | 5 |
| **225S** | 2-8 | 312 | 225 | 2xM50 | 815 | 60 | M20x42 | 140 | 12 | 18 | 53 | 400 | 350 | 450 | 19x8 | 5 |
| **225M** | 2 | 312 | 225 | 2xM50 | 820 | 55 | M20x42 | 110 | 12 | 16 | 49 | 400 | 350 | 450 | 19x8 | 5 |
| **225M** | 4-8 | 312 | 225 | 2xM50 | 850 | 60 | M20x42 | 140 | 12 | 18 | 53 | 400 | 350 | 450 | 19x8 | 5 |
| **250M** | 2 | 355 | 250 | 2xM63 | 910 | 60 | M20x42 | 140 | 12 | 18 | 53 | 500 | 450 | 550 | 19x8 | 5 |
| **250M** | 4-8 | 355 | 250 | 2xM63 | 910 | 65 | M20x42 | 140 | 12 | 18 | 58 | 500 | 450 | 550 | 19x8 | 5 |
| **280S** | 2 | 398 | 280 | 2xM63 | 985 | 65 | M20x42 | 140 | 12 | 18 | 58 | 500 | 450 | 550 | 19x8 | 5 |
| **280S** | 4-8 | 398 | 280 | 2xM63 | 985 | 75 | M20x42 | 140 | 12 | 20 | 67,5 | 500 | 450 | 550 | 19x8 | 5 |
| **280M** | 2 | 398 | 280 | 2xM63 | 1035 | 65 | M20x42 | 140 | 12 | 18 | 58 | 500 | 450 | 550 | 19x8 | 5 |
| **280M** | 4-8 | 398 | 280 | 2xM63 | 1035 | 75 | M20x42 | 140 | 12 | 20 | 67,5 | 500 | 450 | 550 | 19x8 | 5 |
| **315S** | 2 | 540 | 315 | 2xM63 | 1160 | 65 | M20x42 | 140 | 15 | 18 | 58 | 600 | 550 | 660 | 24x8 | 6 |
| **315S** | 4-8 | 540 | 315 | 2xM63 | 1270 | 80 | M20x42 | 170 | 15 | 22 | 71 | 600 | 550 | 660 | 24x8 | 6 |
| **315M** | 2 | 540 | 315 | 2xM63 | 1290 | 65 | M20x42 | 140 | 15 | 18 | 58 | 600 | 550 | 660 | 24x8 | 6 |
| **315M** | 4-8 | 540 | 315 | 2xM63 | 1325 | 80 | M20x42 | 170 | 15 | 22 | 71 | 600 | 550 | 660 | 24x8 | 6 |
| **315L** | 2 | 540 | 315 | 2xM63 | 1320 | 65 | M20x42 | 140 | 15 | 18 | 58 | 600 | 550 | 660 | 24x8 | 6 |
| **315L** | 4-8 | 540 | 315 | 2xM63 | 1350 | 80 | M20x42 | 170 | 15 | 22 | 71 | 600 | 550 | 660 | 24x8 | 6 |
| **355M** | 2 | 655 | 355 | 2xM63 | 1500 | 75 | M20x42 | 140 | 15 | 20 | 67,5 | 740 | 680 | 800 | 24x8 | 6 |
| **355M** | 4-8 | 655 | 355 | 2xM63 | 1530 | 95 | M20x42 | 170 | 15 | 25 | 86 | 740 | 680 | 800 | 24x8 | 6 |
| **355L** | 2 | 655 | 355 | 2xM63 | 1500 | 75 | M20x42 | 140 | 15 | 20 | 67,5 | 740 | 680 | 800 | 24x8 | 6 |
| **355L** | 4-8 | 655 | 355 | 2xM63 | 1530 | 95 | M20x42 | 170 | 15 | 25 | 86 | 740 | 680 | 800 | 24x8 | 6 |

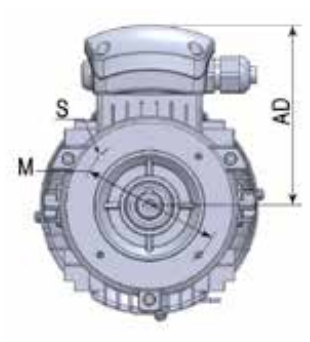


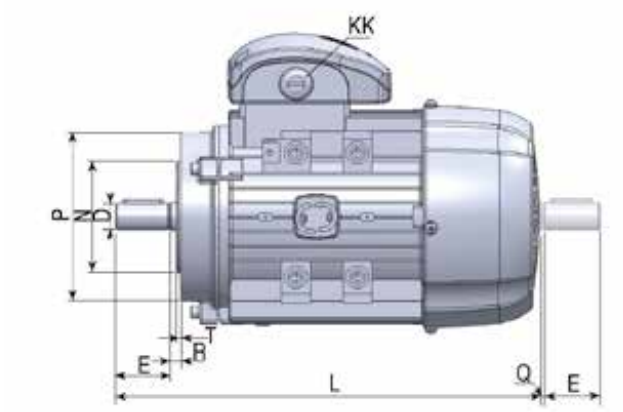


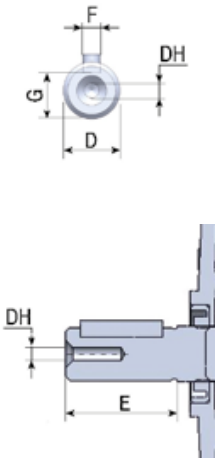


# B14

| DIMENSIONS (mm) | | | | | | | | | | | | | | | | |
|---|---|---|---|---|---|---|---|---|---|---|---|---|---|---|---|---|
| TYPE | Poles | AD | H | KK | L | D | DH | E | Q | F | G | B14 | | | | |
| | | | | | | | | | | | | M | N | P | S | T |
| **80** | 2-8 | 130 | 80 | M20 | 283 | 19 | M6x16 | 40 | 3 | 6 | 15,5 | 100 | 80 | 120 | M6 | 3 |
| **90S** | 2-8 | 145 | 90 | M20 | 330 | 24 | M8x19 | 50 | 5 | 8 | 20 | 115 | 95 | 140 | M8 | 3 |
| **90L** | 2-8 | 145 | 90 | M20 | 358 | 24 | M8x19 | 50 | 5 | 8 | 20 | 115 | 95 | 140 | M8 | 3 |
| **100** | 2-8 | 157 | 100 | M20 | 393 | 28 | M10x22 | 60 | 5 | 8 | 24 | 130 | 110 | 160 | M8 | 3,5 |
| **112M** | 2-8 | 177 | 112 | M25 | 410 | 28 | M10x22 | 60 | 5 | 8 | 24 | 130 | 110 | 160 | M8 | 3,5 |
| **132S** | 2-8 | 197 | 132 | M32 | 480 | 38 | M12x28 | 80 | 5 | 10 | 33 | 165 | 130 | 200 | M10 | 3,5 |
| **132M** | 2-8 | 197 | 132 | M32 | 516 | 38 | M12x28 | 80 | 5 | 10 | 33 | 165 | 130 | 200 | M10 | 3,5 |
| **160M** | 2-8 | 255 | 160 | 2xM40 | 613 | 42 | M16x36 | 110 | 5 | 12 | 37 | 215 | 180 | 250 | M12 | 4 |
| **160L** | 2-8 | 252 | 160 | 2xM40 | 708 | 42 | M16x36 | 110 | 5 | 12 | 37 | 215 | 180 | 250 | M12 | 4 |

# B5R / B14

| DIMENSIONS (mm) | | | | | | | | | | | | | | | | |
|---|---|---|---|---|---|---|---|---|---|---|---|---|---|---|---|---|
| TYPE | Poles | AD | H | KK | L | D | DH | E | Q | F | G | B5R / B14B | | | | |
| | | | | | | | | | | | | M | N | P | S | T |
| **80** | 2-8 | 130 | 80 | M20 | 283 | 19 | M6x16 | 40 | 3 | 6 | 15,5 | 130 | 110 | 160 | M8 | 3,5 |
| **90S** | 2-8 | 145 | 90 | M20 | 330 | 24 | M8x19 | 50 | 5 | 8 | 20 | 130 | 110 | 160 | M8 | 3,5 |
| **90L** | 2-8 | 145 | 90 | M20 | 358 | 24 | M8x19 | 50 | 5 | 8 | 20 | 130 | 110 | 160 | M8 | 3,5 |
| **100** | 2-8 | 157 | 100 | M20 | 393 | 28 | M10x22 | 60 | 5 | 8 | 24 | 165 | 130 | 200 | M10 | 3,5 |
| **112M** | 2-8 | 177 | 112 | M25 | 410 | 28 | M10x22 | 60 | 5 | 8 | 24 | 165 | 130 | 200 | M10 | 3,5 |
| **132S** | 2-8 | 197 | 132 | M32 | 480 | 38 | M12x28 | 80 | 5 | 10 | 33 | 215 | 180 | 250 | M10 | 4 |
| **132M** | 2-8 | 197 | 132 | M32 | 516 | 38 | M12x28 | 80 | 5 | 10 | 33 | 215 | 180 | 250 | M10 | 4 |
| **160M** | 2-8 | 255 | 160 | 2xM40 | 613 | 42 | M16x36 | 110 | 5 | 12 | 37 | 265 | 230 | 300 | 14x4 | 5 |
| **160L** | 2-8 | 252 | 160 | 2xM40 | 708 | 42 | M16x36 | 110 | 5 | 12 | 37 | 265 | 230 | 300 | 14x4 | 5 |

# HP - HPA - HPM - HPMA - HPR - HV

## Introduzione

Le pompe centrifughe multistadio della serie HP sono del tipo a sezione radiale, per l'installazione orizzontale o verticale. Le bocche di aspirazione e mandata con flangiatura tipo EN o ANSI, possono avere esecuzione radiale e ruotabili di 90°, nei modelli HP, HPM e HPR, oppure bocca di aspirazione con posizione assiale nei modelli HPA e HPMA. Questa famiglia di pompe è progettata per lavorare in applicazioni pesanti e a pressionimolto elevate (fino a 100 Bar per le versioni HPR) e con temperature fino a 180°C. La grande disponibilità di materiali, i diversi tipi di tenuta sull'albero e le varie soluzioni di lubrificazione dei cuscinetti della pompa, rendono questa linea molto versatile e ideale per molte applicazioni nei settori industriali, dell'energia e del trattamento acqua.

## Introduction

*The multistage centrifugal pumps belonging to the HP series have a radial cross section, allowing an horizontal or vertical installation. The flanges of the suction and discharge ports are according to the EN or ANSI standards, these ports can operate radially and can be rotated 90°, in the HP, HPM and HPR models, or have an axial suction port for the HPA and HPMA models. This family of pumps is designed to operate in heavy duty conditions and with very high pressures (up to 100 Bar for the HPR versions) and with temperatures up to 180°C. The great choice of materials, the different kinds of sealing on the shaft and the various lubrication solutions for the pump's bearings, make this line very versatile and ideal for many uses in the industrial, energy and water processing fields.*

## Principali campi d'impiego

- Gruppi di Pressurizzazione in edilizia e settore delle costruzioni
- Gruppi Antincendio e applicazioni con motori diesel
- Impianti di servizio nei settori petrolchimico
- Impianti di Geotermia
- Alimentazione Caldaia
- Dissalazione acqua per Osmosi Inversa
- Impianti di filtrazione e Ultra-filtrazione
- Impianti di trattamento acqua

## Main fields of application

- *Pressure raising groups in the building and construction sector*
- *Firefighting and applications with diesel engines*
- *Service facilities in the petrochemical sectors*
- *Geothermal plants*
- *Boiler feed*
- *Water desalination by reverse Osmosis*
- *Filtration and ultrafiltration plants*
- *Water treatment plants*

## Le principali caratteristiche

• Portate fino 1200 m³/h.

• Pressioni fino a 1000 m.

• Alta efficienza idraulica, fino a 80%

•Tamburo di bilanciamento, posto sul corpo di mandata, compensa efficacemente la spinta assiale prodotta dalle giranti.

• Sistema di tenuta versatile è disponibile nel tipo a Baderna, Meccanica Singola, oppure Meccanica Bilanciata, altri tipi speciali a richiesta.

• Cuscinetti della pompa sono disponibili con lubrificazione a grasso oppure ad olio per garantire una lunga vita di lavoro.

• Anelli di usura fissi e su richiesta anche rotanti di vari materiali con trattamenti di indurimento.

## Main characteristics

*• Flow rates up to 1200 m³/h.*

*• Pressure up to 1000 m.*

*• High hydraulic efficiency, up to 80%*

*• Balancing drum, placed on the discharge casing, which effectively compensates the axial thrust produced by the impellers.*

*• Versatile sealing system: which is available as packing, single Mechanical or Balanced Mechanical, other special types upon request.*

*• The pumps' bearings are available with grease or oil lubrication in order to assure a long operating life.*

*• Wear rings: they are available both fixed as well as rotating, in various materials, with hardening treatments.*

## Dati di funzionamento generale

Pressione fino a 100 bar
Temperature da -20°C a +180°C
Velocità di rotaz. fino a 3600 giri/min
Flange standard: UNI/EN
Bocca aspirante: DN 40-300 - PN 16-25
Bocca premente: DN 25-250 - PN 64-100
Tolleranza sulle prestazioni: ISO9906-3B

## Dati di funzionamento generale

*Pressure up to 100 bar*
*Temperatures from -20°C to +180°C*
*Rotational speed up to 3600 rpm.*
*Standard flanges: UNI/EN*
*Suction port: DN 40-300 - PN 16-25*
*Discharge port: DN 25-250 - PN 64-100*
*Performance tolerances: ISO9906-3B*



## Campi di prestazione

## Performance range

### ~ 1500 r.p.m.

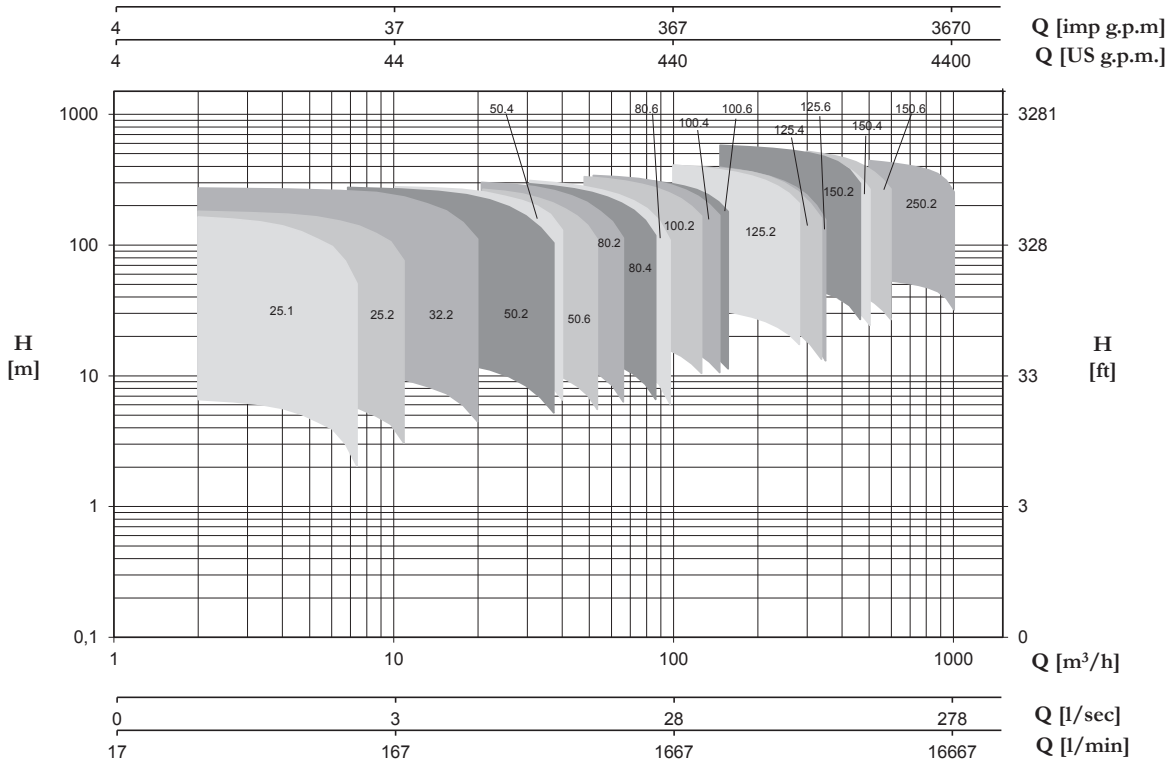


### ~ 3000 r.p.m.

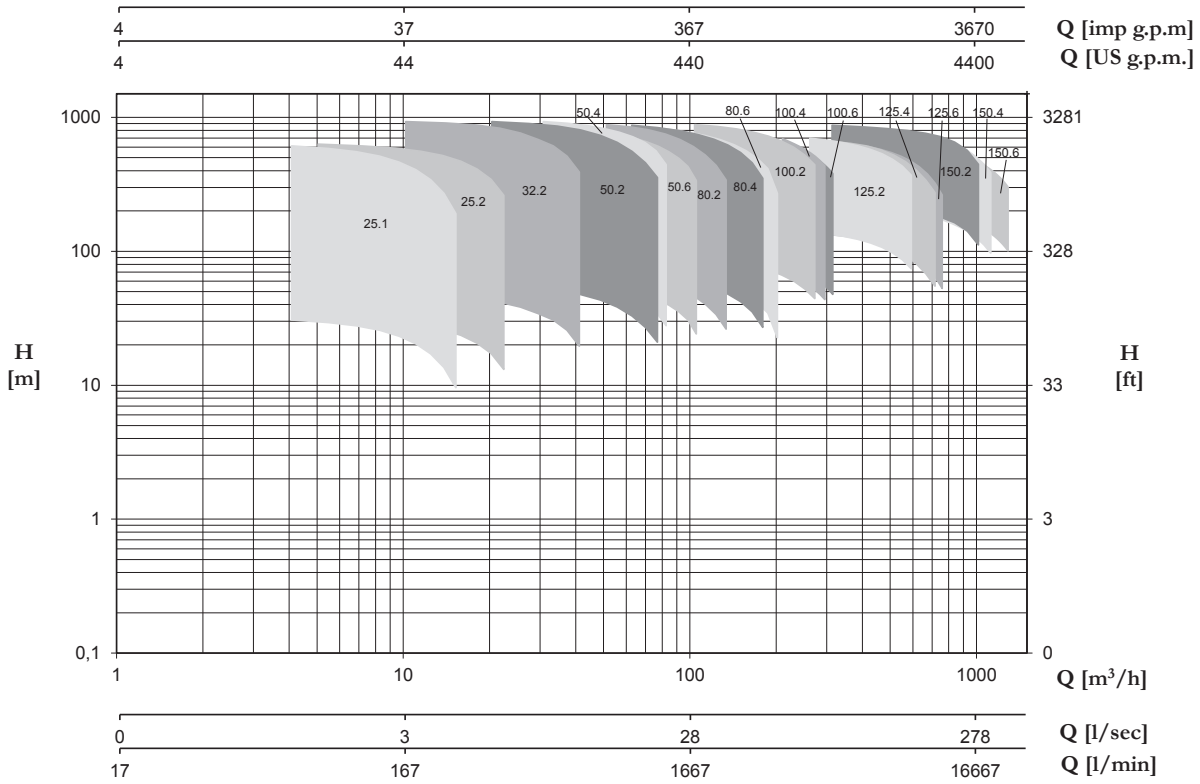


Richiedi il catalogo completo all'Ufficio Commerciale

*Contact our Sales Department for the complete catalogue*

Pentax®
WATER PUMPS

# SUPERDOMUS

**INOX 100N-24 L**

**INOX BOX 100N-24 L**

**PM 45-24 L**

Gruppi di presurizzazione a funzionamento automatico realizzati con elettropompe centrifughe, autoadescanti o multicellulari. Ciascun gruppo, pronto per l'installazione, è composto da un'elettropompa, un pressostato pre-tarato e regolabile, un manometro, un raccordo (ed eventualmente un tubo flessibile con guaina in acciaio inossidabile), un serbatoio a membrana, e un cavo con spina. Le caratteristiche e le prestazioni sono in funzione del tipo di elettropompa montata, della capacità del serbatoio e della taratura del pressostato.

Automatic working pressure systems build-up with centrifugal or self-priming electropumps. Each set, ready for the installation, is made by an electropump, a pre-rated and adjustable pressure switch, pressure gauge, connector (and eventually a flexible hose with s.s. sheath), membrane tank and cable with plug. The set specification and performances are related to the adapted electropump, tank capacity and pressure switch rating.

Grupos de presión con funcionamiento automático realizados con electrobombas centrífugas o autocebantes. Cada grupo, preparado para la instalación, se compone de: 1 electrobomba, 1 presóstato precalibrado y regulable, 1 manómetro, 1 valvula (y eventualmente un tubo flexible con funda de aciero inox), 1 tanque a membrana y 1 cable con enchufe. Las caracteristicas y las prestaciones dependen del tipo de electrobomba montada, de la capacidad del tanque y del calibrado del presóstato.

Groupes de pressurisation à fonctionnement automatique réalisés avec des électropompes centrifuges ou autoamorçantes. Chaque groupe prêt pour l'installation est composé d'une électropompe, d'un pressostat pré-étalonné et réglable, d'un manomètre, d'un raccord (et éventuellement d'un tube flexible avec gaine en acier inox), d'un réservoir à membrane et d'un câble avec fiche de courant. Les caractéristiques et les performances dépendent du type d'électropompe utilisée, de la contenance du réservoir et du tarage du pressostat.

| TYPE | | P2 | | P1 (kW) | | Pipe | | Tank capacity | | | | | |
|---|---|---|---|---|---|---|---|---|---|---|---|---|---|
| 1~ | 3~ | (HP) | (kW) | 1~ | 3~ | Suction ("G) | Delivery ("G) | 8 L | 20-24 L | | | 50 L | 100 L |
| | | | | | | | | cylindrical | spherical | cylindrical | inox | cylindrical | cylindrical |
| **CP 45** | - | 0,5 | 0,37 | 0,5 | - | 1 | 1 | ■ | ■ | - | - | - | - |
| **CP 75** | - | 1 | 0,74 | 1,11 | - | 1 | 1 | ■ | ■ | - | - | - | - |
| **PM 45** | - | 0,5 | 0,37 | 0,5 | - | 1 | 1 | ■ | ■ | - | - | - | - |
| **PM 80** | - | 1 | 0,74 | 1,1 | - | 1 | 1 | ■ | ■ | - | - | - | - |
| **CAM 50N** | - | 0,6 | 0,44 | 0,7 | - | 1 | 1 | ■ | - | ■ | - | - | - |
| **CAM 75N** | - | 0,8 | 0,59 | 0,82 | - | 1 | 1 | ■ | - | ■ | - | ■ | - |
| **CAM 100N** | - | 1 | 0,74 | 1,04 | - | 1 | 1 | - | ■ | ■ | - | ■ | - |
| **CAM 120** | - | 1,2 | 0,88 | 1,14 | - | 1 | 1 | - | ■ | ■ | - | ■ | - |
| **CAM 140** | - | 1,5 | 1,1 | 1,3 | - | 1 | 1 | - | ■ | ■ | - | ■ | - |
| **CAM 150** | **CAMT 150** | 1,5 | 1,1 | 1,9 | 1,8 | 1½ | 1¼ | - | - | - | - | - | ■ |
| **CAM 200** | **CAMT 200** | 2 | 1,5 | 2,2 | 2,1 | 1½ | 1¼ | - | - | - | - | - | ■ |
| **-** | **CAMT 300** | 3 | 2,2 | - | 2,5 | 1½ | 1¼ | - | - | - | - | - | ■ |
| **INOX 100N** | - | 1 | 0,74 | 1,04 | - | 1 | 1 | - | - | ■ | ■ | ■ | - |
| **INOX 120** | - | 1,2 | 0,88 | 1,14 | - | 1 | 1 | - | - | ■ | ■ | ■ | - |
| **INOX 140** | - | 1,5 | 1,1 | 1,3 | - | 1 | 1 | - | - | ■ | ■ | ■ | - |
| **CAB 150** | **CABT 150** | 1,5 | 1,1 | 1,74 | 1,68 | 1½ | 1 | - | - | ■ | - | ■ | - |
| **CAB 200** | **CABT 200** | 2 | 1,5 | 2,22 | 2,1 | 1½ | 1 | - | - | - | - | ■ | ■ |
| **CAB 300** | **CABT 300** | 3 | 2,2 | 2,65 | 2,5 | 1½ | 1 | - | - | - | - | - | ■ |
| **AP 75** | - | 0,8 | 0,59 | 0,8 | - | 1¼ | 1 | - | - | ■ | - | - | - |
| **AP 100** | - | 1 | 0,74 | 1,02 | - | 1¼ | 1 | - | - | ■ | - | - | - |
| **AP 150** | **APT 150** | 1,5 | 1,1 | 1,65 | 1,65 | 1¼ | 1 | - | - | ■ | - | ■ | - |
| **AP 200** | **APT 200** | 2 | 1,5 | 2,22 | 2,22 | 1¼ | 1 | - | - | - | - | ■ | |
| **MPX 100** | - | 1 | 0,74 | 1,07 | - | 1 | 1 | - | - | - | ■ | | |
| **MPX 120** | - | 1,2 | 0,88 | 1,27 | - | 1 | 1 | - | - | ■ | ■ | | |

# BOOSTERSET ULTRA

Linea di gruppi di pressurizzazione automatici composti da 2 pompe (2 ULTRA) o 3 pompe (3 ULTRA) con controllo a pressostato.

COMPOSIZIONE GRUPPO DI PRESSURIZZAZIONE
- Elettropompe monoblocco ad asse orizzontale o verticale.
- Collettori di aspirazione e mandata in acciaio, filettati e zincati, con manicotti per serbatoi a membrana in mandata.
- Base gruppo e sostegno per quadro elettrico in acciaio, zincati.
- Una valvola di ritegno per ogni elettropompa montata in aspirazione.
- Valvole a sfera con bocchettone montate una in aspirazione e una in mandata di ogni elettropompa.
- Manometro con attacco radiale.
- Quadro elettrico.
- Pressostati pretarati montati sul collettore di mandata e direttamente collegati al quadro elettrico.
- A richiesta: serbatoi autoclave a membrana, valvole di intercettazione.

COMPOSIZIONE QUADRO ELETTRICO GRUPPO
- Involucro in materiale plastico ABS, grado di protezione IP 55, completo di pressacavi antistrappo.
- Sezionatore generale bloccoporta antinfortunistico.
- Ingresso rete 1 x 230V monofase, 3 x 400V trifase.
- Ingressi in bassissima tensione per comando da pressostati (con sistema antirimbalzo) e galleggiante di minima.
- Fusibili di protezione elettropompe.
- Fusibili di protezione ausiliari.
- Pulsanti funzionamento elettropompe in automatico-spento-manuale (manuale solo momentaneo).
- Led spia verdi presenza tensione, funzionamento in automatico, elettropompe in funzione.
- Led spia rossi allarme min/max livello acqua, elettropompe in protezione per sovraccarico.
- Protezione elettronica per sovraccarico elettropompe regolabile.
- Pulsanti di ripristino protezioni.
- Circuito di alternanza elettropompe incorporato.
- Selettore interno per esclusione alternanza elettropompe.
- Possibilità di esclusione elettropompa in avaria.
- Uscita allarme con contatto in scambio.
- Cavi elettrici del tipo antifiamma non propagante per collegamento elettropompe e pressostati.
- Schema elettrico di funzionamento.

FUNZIONI CIRCUITO DI ALTERNANZA ELETTROPOMPE
- Invertire l'ordine di partenza delle elettropompe ad ogni chiusura dei pressostati, assicurando così un funzionamento equilibrato delle stesse.
- Impedire la contemporanea partenza delle elettropompe e il conseguente verificarsi di elevate correnti di spunto (al ripristino tensione di linea dopo interruzione causa lavori, temporale o intervento manuale, le pompe si troverebbero a dover partire simultaneamente e in condizione di massimo assorbimento).
- Impedire, mediante appositi ritardi, che si ripercuotano sulle elettropompe i rimbalzi dei pressostati, dovuti a picchi di pressione, colpi d'ariete o problemi all'impianto, come il danneggiamento delle membrane dei serbatoi autoclave o la mancanza d'aria nei serbatoi con alimentatore.

Line of automatic boosterset with 2 pumps (2 ULTRA) or 3 pumps (3 ULTRA) controlled by pressureswitches.

COMPOSITION OF PRESSURIZATION UNITS
- Horizontal or vertical monobloc electric pumps.
- Steel suction and delivery manifolds, threaded and galvanized, with coupling sleeves for membrane vessels on delivery side.
- Unit base and support for control panel in painted or galvanized steel.
- One check valve for each electric pump, installed on suction side.
- Ball valves with pipe union installed on suction side and delivery side of each electric pump.
- Pressure gauge with radial connection.
- Control panel.
- Preset pressure switches installed on delivery manifold and directly connected to control panel.
- On request: membrane surge tanks, shut-off valves.

COMPOSITION OF CONTROL PANEL
- ABS plastic casing, protection rating IP 55, complete with tear-resistant cable glands.
- General circuit-breaker for accident-prevention, with door locking device.
- Power supply from mains: 1 x 230V single-phase, 3 x 400V three-phase.
- Very low voltage input for pressure switch control (bounce-free) and low-level float.
- Pump protection fuses.
- Auxiliary protection fuses.
- Pump operating switches (Automatic/Off/Manual; manual operation only momentary).
- Green LEDs indicating power on, automatic operation, pumps running.
- Red warning LEDs for low/high water level, pump overload protection.
- Adjustable electronic protection for pump overload.
- Protection reset buttons.
- In-built pump switching circuit.
- Internal selector to bypass pump switching.
- Pump cut-off in case of pump malfunction.
- Output for alarms with change-over contact.
- Flame retardant cables for connecting pumps and pressure switches.
- Wiring/operation diagram.

FUNCTIONS OF PUMP SWITCHING CIRCUIT
- Reverses the pump starting order every time the pressure switches are turned off, thereby ensuring equal operation of pumps.
- Prevents the pumps from starting at the same time, which would cause unnecessarily high starting currents (otherwise, when the power mains is restored after interruptions caused by works on the grid, storms or manual cut-offs, the pumps would start working at the same time, with maximum power demand).
- Prevents (through delays) the pumps from being affected by pressure switch bounces caused by pressure peaks, water hammers or problems in the plant, such as damaged membranes in the surge tanks or lack of air in tanks with air supply.

# BOOSTERSET ULTRA

Línea de grupos de presurización automáticos compuestos por 2 bombas (2 ULTRA) o 3 bombas (3 ULTRA) con presóstato de control.

COMPOSICIÓN GRUPO DE PRESURIZACIÓN
- Electrobombas monobloque de eje horizontal o vertical
- Colectores de aspiración e impulsión de acero, roscados y galvanizados, con manguitos para depósitos de membrana en la línea de impulsión.
- Base de grupo y soporte para cuadro eléctrico de acero, galvanizados.
- Una válvula de retención para cada electrobomba montada en aspiración.
- Válvulas de bola con racor, una montada en la línea de aspiración y la otra en la de impulsión de cada electrobomba.
- Manómetro con conexión radial.
- Cuadro eléctrico.
- Presostatos precalibrados montados en el colector de impulsión y conectados directamente al cuadro eléctrico.
- Bajo pedido: depósitos autoclave de membrana, válvulas de bloqueo.

COMPOSICIÓN CUADRO ELÉCTRICO DEL GRUPO
- Envoltorio de material plástico ABS, grado de protección IP 55, con prensacables a prueba de tirones.
- Seccionador general para el bloqueo de la puerta y contra accidentes.
- Entrada de red 1 para 230 V monofásica, 3 para 400 V trifásica.
- Entradas de baja tensión para el control de los presostatos (con sistema anti-rebotes) y flotador de mínima.
- Fusibles de protección para las electrobombas.
- Fusibles de protección auxiliares.
- Pulsadores de funcionamiento de las electrobombas en modo automático-apagado-manual (manual sólo momentáneo).
- Led indicadores verdes de presencia de tensión, funcionamiento en modo automático,
  electrobombas en funcionamiento.
- Led indicadores rojos de alarma por mín./máx. nivel de agua, electrobombas protegidas contra sobrecargas.
- Protección electrónica por sobrecarga de las electrobombas regulable.
- Pulsadores de restablecimiento de las protecciones.
- Circuito de alternancia de las electrobombas incorporado.
- Selector interno para excluir la alternancia de las electrobombas.
- Posibilidad de exclusión de electrobomba averiada.
- Salida de alarma con contacto de conmutación.
- Cables eléctricos ignífugos, no propagadores de llama, para la conexión de las electrobombas y los presostatos.
- Esquema eléctrico de funcionamiento.

FUNCIONES CIRCUITO DE ALTERNANCIA ELECTROBOMBAS
- Invierta el orden de arranque de las electrobombas cada vez que cierre los presostatos,
  para asegurar un funcionamiento equilibrado de las mismas.
- Impida el arranque simultáneo de las electrobombas y, consiguientemente, el desencadenamiento de elevadas corrientes iniciales de arranque (al restablecerse la tensión de la línea tras una interrupción por trabajos, temporal o intervención manual, las bombas se verían forzadas a arrancar simultáneamente y en condición de máxima absorción).
- Impida, mediante unos retrasos oportunos, que los rebotes de los presostatos, debidos a picos de presión, golpes de ariete o problemas en la instalación, repercutan en las electrobombas (ej. daños en las membranas de los depósitos autoclave o la falta de aire en los depósitos con alimentador).

Ligne de groupes de pressurisation automatiques composés de 2 pompes (2 ULTRA) ou 3 pompes (3 ULTRA) avec contrôle par pressostat.

COMPOSITION GROUPE DE PRESSURISATION
- Électro-pompes monobloc à axe horizontal ou vertical.
- Collecteurs d'aspiration et de refoulement en acier, filetés et zingués, avec des manchons pour réservoirs à membrane en refoulement.
- Base du groupe et support pour tableau électrique en acier, zingués.
- Une vanne de retenue pour chaque électro-pompe montée en aspiration.
- Des vannes à bille avec goulotte montées une en aspiration et une en refoulement de chaque électro-pompe.
- Manomètre avec raccord radial.
- Tableau électrique.
- Pressostats préréglés montés sur le collecteur de refoulement et directement branchés au tableau électrique.
- À la demande: réservoirs autoclave à membrane, vannes d'arrêt

COMPOSITION GROUPE TABLEAU ÉLECTRIQUE
- Enveloppe en plastique ABS, degré de protection IP 55, avec presse-étoupes anti-arrachement.
- Sectionneur général verrouillage de porte pour la prévention des accidents.
- Entrée réseau 1 x 230V monophasé, 3 x 400V triphasé.
- Entrées à très basse tension pour commande depuis pressostats (avec système anti-rebonds)
  et flotteur de niveau minimum.
- Fusibles de protection électro-pompe.
- Fusibles de protection auxiliaires
- Boutons de fonctionnement des électro-pompes en automatique-éteint-manuel (manuel seulement momentané).
- Leds vertes de mise sous tension, fonctionnement en automatique, électro-pompes en marche.
- Leds rouges d'alarme min/max niveau de l'eau, électro-pompes en protection pour surcharge.
- Protection électronique pour surcharge des électro-pompes réglable.
- Boutons de restauration des protections.
- Circuit d'alternance des électro-pompes incorporé.
- Sélecteur interne pour l'exclusion de l'alternance des électro-pompes.
- Possibilité d'exclusion de l'électro-pompe en panne.
- Sortie alarme avec contact de commutation.
- Câbles électriques du type ignifuge non propagateur pour branchement des électro-pompes et des pressostats.
- Schéma électrique de fonctionnement.

FONCTIONS CIRCUITS D'ALTERNANCE ÉLECTRO-POMPES
- Inverser l'ordre de démarrage des électro-pompes à chaque fermeture des pressostats, en assurant ainsi un fonctionnement équilibré de celles-ci.
- Empêcher le démarrage simultané des électro-pompes et les conséquents courants de démarrage élevés ( lors de la restauration de la tension de ligne après une coupure pour cause de travaux, temporelle ou une intervention manuelle, les pompes seraient dans la condition de démarrer simultanément et dans une condition d'absorption maximale).
- Empêcher, au moyen de retards appropriés, affectant les électro-pompes, les rebonds des pressostats dus à des pointes de pression, coups de bélier ou problèmes à l'installation. comme le dommage des membranes des réservoirs autoclave ou le manque d'air dans les réservoirs avec alimentateur.

# BOOSTERSET 2 ULTRA

| 2 ULTRA | | P2 | | P1 (kW) | | AMPERE | | Q (m³/h - l/min) | | | | | | |
|---|---|---|---|---|---|---|---|---|---|---|---|---|---|---|
| 1~ | 3~ | | | | | 1~ | 3~ | 0 | 1,2 | 2,4 | 3,6 | 4,8 | 7,2 | 9,6 |
| | | | | | | | | 0 | 20 | 40 | 60 | 80 | 120 | 160 |
| | | (HP) | (kW) | 1~ | 3~ | 1x230 V 50 Hz | 3x400 V 50 Hz | H (m) | | | | | | |
| **2U 3-100/5** | **2U 3-100/5T** | 2X1 | 2X0,75 | 2X1,06 | 2X1,01 | 2X4,8 | 2X1,9 | 52,2 | 48,9 | 45,1 | 40,8 | 36,0 | 25,4 | 14,0 |
| **2U 3-120/6** | **2U 3-120/6T** | 2X1,2 | 2X0,9 | 2X1,23 | 2X1,23 | 2X5,6 | 2X2,6 | 62,8 | 58,7 | 54,5 | 49,6 | 43,9 | 32,1 | 18,3 |
| **2U 3-150/7** | **2U 3-150/7T** | 2X1,5 | 2X1,1 | 2X1,54 | 2X1,45 | 2X7,1 | 2X2,9 | 75,5 | 71,3 | 66,6 | 61,2 | 54,8 | 41,1 | 24,9 |

| 2 ULTRA | | P2 | | P1 (kW) | | AMPERE | | Q (m³/h - l/min) | | | | | | | |
|---|---|---|---|---|---|---|---|---|---|---|---|---|---|---|---|
| 1~ | 3~ | | | | | 1~ | 3~ | 0 | 3,6 | 4,8 | 7,2 | 9,6 | 12 | 14,4 | 16,8 |
| | | | | | | | | 0 | 60 | 80 | 120 | 160 | 200 | 240 | 280 |
| | | (HP) | (kW) | 1~ | 3~ | 1x230 V 50 Hz | 3x400 V 50 Hz | H (m) | | | | | | | |
| **2U 5-80/3** | **2U 5-80/3T** | 2X0,8 | 2X0,6 | 2X0,86 | 2X0,79 | 2X3,9 | 2X1,5 | 33,4 | 30,3 | 29,0 | 26,0 | 22,5 | 17,6 | 12,0 | 3,9 |
| **2U 5-120/4** | **2U 5-120/4T** | 2X1,2 | 2X0,9 | 2X1,13 | 2X1,13 | 2X5,2 | 2X2,5 | 45,3 | 41,3 | 39,6 | 35,6 | 30,8 | 24,9 | 17,6 | 6,4 |
| **2U 5-150/5** | **2U 5-150/5T** | 2X1,5 | 2X1,1 | 2X1,47 | 2X1,39 | 2X6,8 | 2X2,8 | 56,8 | 53,0 | 51,0 | 46,1 | 40,1 | 33,3 | 24,8 | 11,5 |
| **2U 5-180/6** | **2U 5-180/6T** | 2X1,8 | 2X1,3 | 2X1,7 | 2X1,62 | 2X7,7 | 2X3 | 69,3 | 64,4 | 62,0 | 55,6 | 48,2 | 39,6 | 28,8 | 12,0 |
| **2U 5-200/7** | **2U 5-200/7T** | 2X2 | 2X1,5 | 2X2 | 2X1,86 | 2X9 | 2X3,4 | 80,3 | 73,6 | 71,0 | 64,5 | 56,1 | 46,0 | 33,4 | 12,5 |

| 2 ULTRA | | P2 | | P1 (kW) | | AMPERE | | Q (m³/h - l/min) | | | | | | | | |
|---|---|---|---|---|---|---|---|---|---|---|---|---|---|---|---|---|
| 1~ | 3~ | | | | | 1~ | 3~ | 0 | 4,8 | 7,2 | 9,6 | 12 | 14,4 | 16,8 | 19,2 | 20,4 |
| | | | | | | | | 0 | 80 | 120 | 160 | 200 | 240 | 280 | 320 | 340 |
| | | (HP) | (kW) | 1~ | 3~ | 1x230 V 50 Hz | 3x400 V 50 Hz | H (m) | | | | | | | | |
| **2U 7-120/3** | **2U 7-120/3T** | 2X1,2 | 2X0,9 | 2X1,32 | 2X1,3 | 2X5,9 | 2X2,6 | 36,7 | 34,0 | 32,0 | 29,6 | 26,5 | 23,0 | 18,6 | 13,8 | 11,0 |
| **2U 7-180/4** | **2U 7-180/4T** | 2X1,8 | 2X1,3 | 2X1,83 | 2X1,71 | 2X8, 3 | 2X3,2 | 49,5 | 47,4 | 45,3 | 42,5 | 39,2 | 34,8 | 29,4 | 22,6 | 16,9 |
| **2U 7-250/5** | **2U 7-250/5T** | 2X2,5 | 2X1,85 | 2X2,39 | 2X2,15 | 2X10,9 | 2X4,2 | 62,6 | 60,6 | 58,2 | 55,1 | 51,1 | 45,8 | 39,0 | 29,8 | 21,5 |
| **2U 7-300/6** | **2U 7-300/6T** | 2X3 | 2X2,2 | 2X2,68 | 2X2,63 | 2X12,2 | 2X5 | 74,8 | 71,5 | 68,3 | 64,5 | 59 ,3 | 53,0 | 44,6 | 34,5 | 26,7 |
| **-** | **2U 7-350/7T** | 2X3,5 | 2X2,57 | - | 2X3,04 | - | 2X5,5 | 87,2 | 83,3 | 79,3 | 74,6 | 68,9 | 61,9 | 52,5 | 41,0 | 32,2 |

| 2 ULTRA | | P2 | | P1 (kW) | | AMPERE | | Q (m³/h - l/min) | | | | | | | | | | | |
|---|---|---|---|---|---|---|---|---|---|---|---|---|---|---|---|---|---|---|---|
| 1~ | 3~ | | | | | 1~ | 3~ | 0 | 7,2 | 9,6 | 12 | 14,4 | 16,8 | 19,2 | 20,4 | 21,6 | 24 | 26,4 | 28,8 |
| | | | | | | | | 0 | 120 | 160 | 200 | 240 | 280 | 320 | 340 | 360 | 400 | 440 | 480 |
| | | (HP) | (kW) | 1~ | 3~ | 1x230 V 50 Hz | 3x400 V 50 Hz | H (m) | | | | | | | | | | | |
| **2U 9-150/3** | **2U 9-150/3T** | 2X1,5 | 2X1,1 | 2X1,43 | 2X1,38 | 2X6,7 | 2X2,8 | 35,2 | 32,6 | 31,5 | 30,3 | 28,8 | 26,9 | 24,5 | 23,1 | 21,5 | 18,3 | 14,7 | 10,8 |
| **2U 9-200/4** | **2U 9-200/4T** | 2X2 | 2X1,5 | 2X1,88 | 2X1,77 | 2X8,4 | 2X3,3 | 47,1 | 43,5 | 42,0 | 40,5 | 38,3 | 35,7 | 32,4 | 30,5 | 28,4 | 23,8 | 18,9 | 13,3 |
| **2U 9-250/5** | **2U 9-250/5T** | 2X2,5 | 2X1,85 | 2X2,32 | 2X2,18 | 2X10,6 | 2X4,3 | 59,2 | 54,4 | 52,4 | 50,4 | 47,9 | 44,8 | 40,5 | 38,1 | 35,5 | 29,8 | 23,5 | 16,3 |

| 2 ULTRA | P2 | | P1 (kW) | A | Q (m³/h - l/min) | | | | | | | | | | | | | | | | | | | |
|---|---|---|---|---|---|---|---|---|---|---|---|---|---|---|---|---|---|---|---|---|---|---|---|---|
| 3~ | | | | 3~ | 0 | 12 | 14,4 | 16,8 | 19,2 | 20,4 | 21,6 | 24 | 26,4 | 28,8 | 31,2 | 33,6 | 36 | 38,4 | 40,8 | 43,2 | 45,6 | 48 | 50,4 |
| | | | | | 0 | 200 | 240 | 280 | 320 | 340 | 360 | 400 | 440 | 480 | 520 | 560 | 600 | 640 | 680 | 720 | 760 | 800 | 840 |
| | (HP) | (kW) | 3~ | 3x400 V 50 Hz | H (m) | | | | | | | | | | | | | | | | | | |
| **2U 18-250/3T** | 2X2,5 | 2X1,85 | 2X2,19 | 2X4,3 | 35,0 | 32,7 | 32,2 | 31,4 | 30,5 | 30,0 | 29,5 | 28,3 | 26,7 | 25,5 | 24,3 | 22,8 | 21,2 | 19,3 | 17,3 | 15,1 | 12,9 | 10,8 | 8,7 |
| **2U 18-400/4T** | 2X4 | 2X3 | 2X2,99 | 2X5,5 | 47,2 | 44,6 | 44,1 | 43,3 | 42,4 | 41,8 | 41,2 | 40,0 | 38,5 | 36,7 | 34,9 | 32,9 | 30,5 | 27,9 | 25,3 | 22,7 | 20,0 | 17,1 | 14,3 |

# BOOSTERSET 2 ULTRA

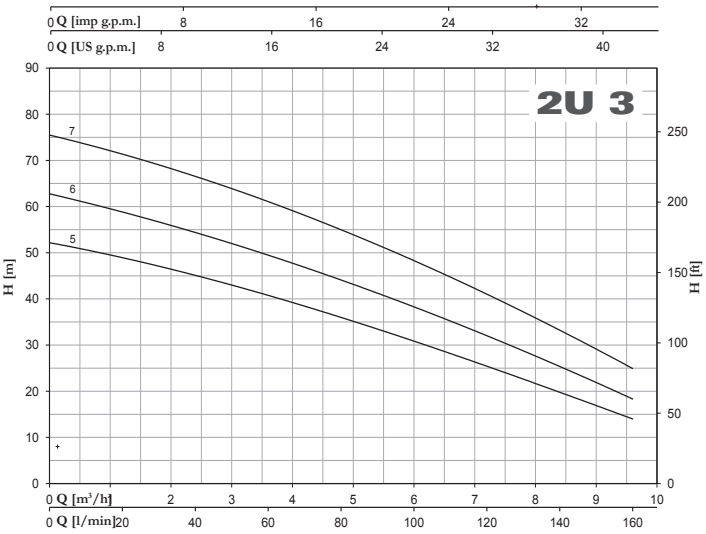


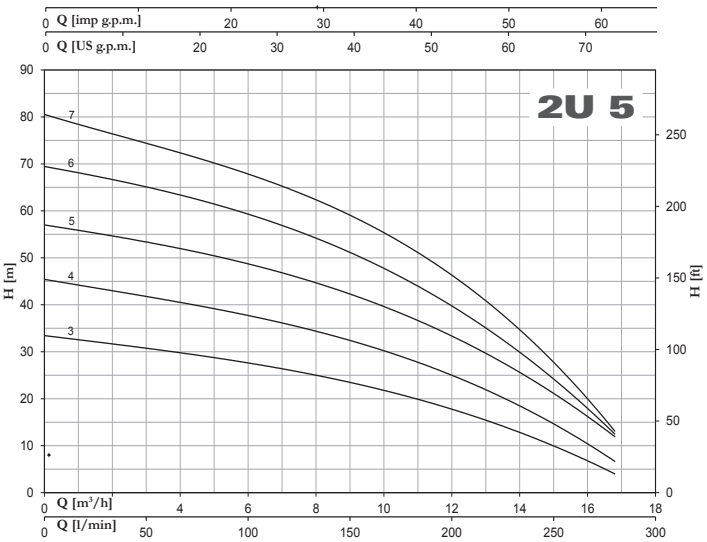


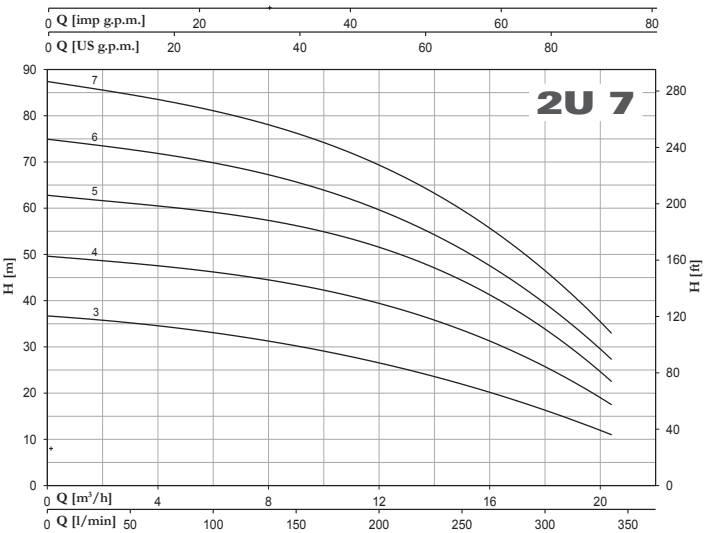


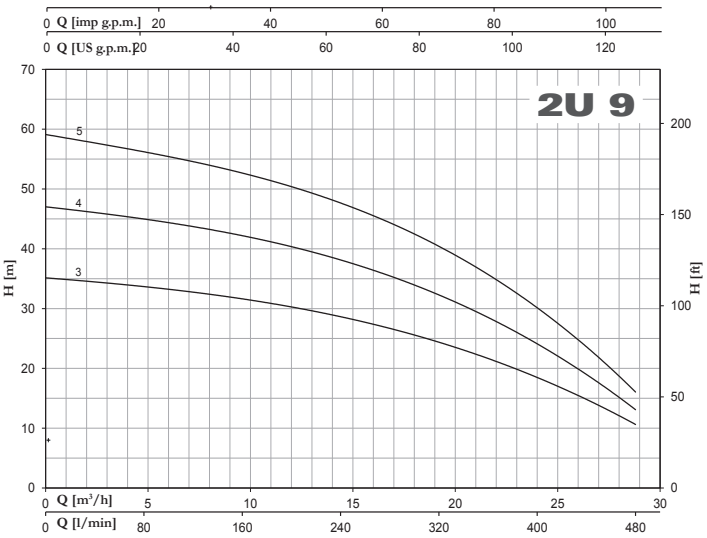


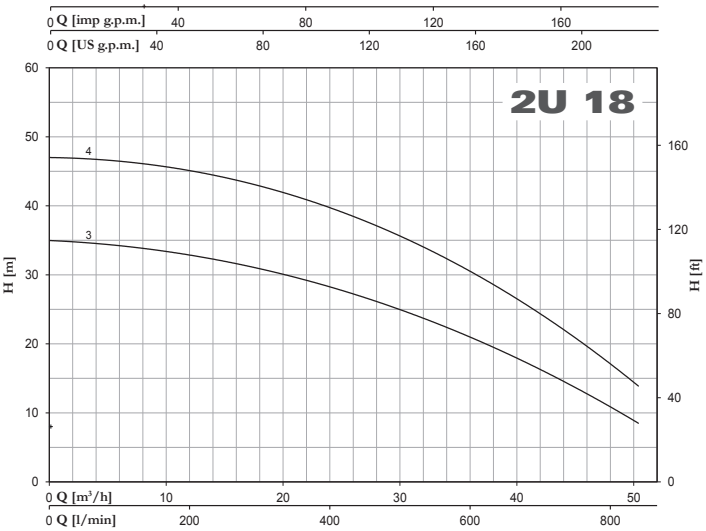

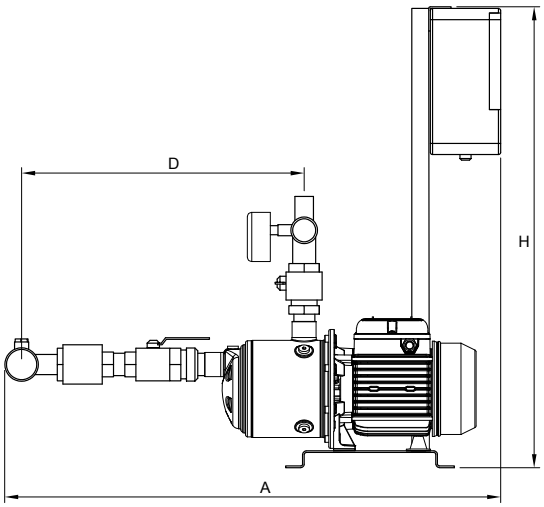


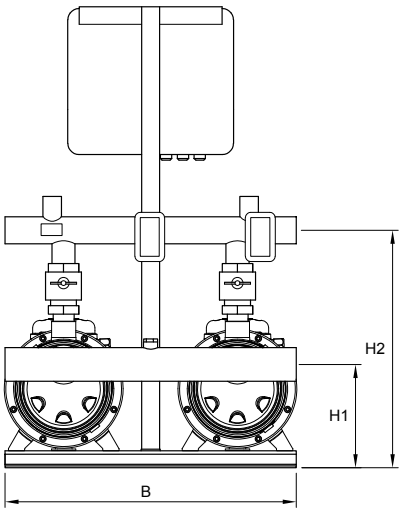


| TYPE | DIMENSIONS (mm) | | | | | | | | Kg |
|---|---|---|---|---|---|---|---|---|---|
| | A | B | H | D | H1 | H2 | DNA | DNM | |
| **2U 3-100/5** | 884 | 520 | 738 | 423 | 178 | 376 | 2″ G | 1″1/2 G | 45 |
| **2U 3-120/6** | 908 | 520 | 738 | 447 | 178 | 376 | 2″ G | 1″1/2 G | 47 |
| **2U 3-150/7** | 932 | 520 | 738 | 471 | 184 | 382 | 2″ G | 1″1/2 G | 52 |
| **2U 5-80/3** | 836 | 520 | 738 | 375 | 178 | 376 | 2″ G | 1″1/2 G | 41 |
| **2U 5-120/4** | 860 | 520 | 738 | 399 | 178 | 376 | 2″ G | 1″1/2 G | 45 |
| **2U 5-150/5** | 884 | 520 | 738 | 423 | 184 | 382 | 2″ G | 1″1/2 G | 50 |
| **2U 5-180/6** | 908 | 520 | 738 | 447 | 184 | 382 | 2″ G | 1″1/2 G | 54 |
| **2U 5-200/7** | 932 | 520 | 738 | 471 | 184 | 382 | 2″ G | 1″1/2 G | 57 |
| **2U 7-120/3** | 1010 | 520 | 738 | 541 | 142 | 434 | 2″1/2 G | 2″ G | 55 |
| **2U 7-180/4** | 1034 | 520 | 738 | 565 | 148 | 440 | 2″1/2 G | 2″ G | 59 |
| **2U 7-250/5T** | 1058 | 520 | 738 | 589 | 148 | 440 | 2″1/2 G | 2″ G | 64 |
| **2U 7-300/6T** | 1082 | 520 | 738 | 613 | 148 | 440 | 2″1/2 G | 2″ G | 68 |
| **2U 7-350/7T** | 1106 | 520 | 738 | 637 | 153 | 445 | 2″1/2 G | 2″ G | 72 |
| **2U 9-150/3** | 979 | 520 | 738 | 506 | 148 | 400 | 2″1/2 G | 2″ G | 55 |
| **2U 9-200/4** | 1009 | 520 | 738 | 536 | 148 | 400 | 2″1/2 G | 2″ G | 59 |
| **2U 9-250/5T** | 1039 | 520 | 738 | 566 | 148 | 400 | 2″1/2 G | 2″ G | 62 |
| **2U 18-250/3T** | 1101 | 520 | 738 | 592 | 148 | 516 | 3″ G | 2″1/2 G | 71 |
| **2U 18-400/4T** | 1138 | 520 | 738 | 629 | 153 | 521 | 3″ G | 2″1/2 G | 82 |

# BOOSTERSET 2 ULTRA S

| 2 ULTRA S | | P2 | | P1 (kW) | | AMPERE | | Q (m³/h - l/min) | | | | | | |
|---|---|---|---|---|---|---|---|---|---|---|---|---|---|---|
| 1~ | 3~ | | | | | 1~ | 3~ | 0 | 1,2 | 2,4 | 3,6 | 4,8 | 7,2 | 9,6 |
| | | | | | | | | 0 | 20 | 40 | 60 | 80 | 120 | 160 |
| | | | | | | 1x230 V 50 Hz | 3x400 V 50 Hz | H (m) | | | | | | |
| | | (HP) | (kW) | 1~ | 3~ | | | | | | | | | |
| **2U 3S-100/5** | **2U 3S-100/5T** | 2X1 | 2X0,75 | 2X0,99 | 2X0,92 | 2X4,4 | 2X1,7 | 55,3 | 53,5 | 50,3 | 46,5 | 42,1 | 31,6 | 17,7 |
| **2U 3S-120/6** | **2U 3S-120/6T** | 2X1,2 | 2X0,9 | 2X1,11 | 2X1,11 | 2X5,1 | 2X2,5 | 66,6 | 64,4 | 60,8 | 56,0 | 50,7 | 38,1 | 22,4 |
| **2U 3S-150/7** | **2U 3S-150/7T** | 2X1,5 | 2X1,1 | 2X1,38 | 2X1,31 | 2X6,4 | 2X2,7 | 80,1 | 77,7 | 74,2 | 69,1 | 63,3 | 48,8 | 30,0 |

| 2 ULTRA S | | P2 | | P1 (kW) | | AMPERE | | Q (m³/h - l/min) | | | | | | | |
|---|---|---|---|---|---|---|---|---|---|---|---|---|---|---|---|
| 1~ | 3~ | | | | | 1~ | 3~ | 0 | 3,6 | 4,8 | 7,2 | 9,6 | 12 | 14,4 | 16,8 |
| | | | | | | | | 0 | 60 | 80 | 120 | 160 | 200 | 240 | 280 |
| | | | | | | 1x230 V 50 Hz | 3x400 V 50 Hz | H (m) | | | | | | | |
| | | (HP) | (kW) | 1~ | 3~ | | | | | | | | | | |
| **2U 5S-80/3** | **2U 5S-80/3T** | 2X0,8 | 2X0,6 | 2X0,8 | 2X0,75 | 2X3,8 | 2X1,4 | 34,0 | 31,1 | 29,9 | 27,0 | 23,6 | 19,1 | 13,1 | 6,0 |
| **2U 5S-120/4** | **2U 5S-120/4T** | 2X1,2 | 2X0,9 | 2X1,09 | 2X1,08 | 2X4,9 | 2X2,4 | 45,5 | 42,2 | 40,7 | 37,2 | 32,9 | 27,4 | 19,8 | 10,4 |
| **2U 5S-150/5** | **2U 5S-150/5T** | 2X1,5 | 2X1,1 | 2X1,39 | 2X1,31 | 2X6,5 | 2X2,7 | 57,2 | 53,4 | 51,7 | 47,6 | 42,3 | 35,2 | 25,7 | 14,0 |
| **2U 5S-180/6** | **2U 5S-180/6T** | 2X1,8 | 2X1,3 | 2X1,63 | 2X1,55 | 2X7,3 | 2X3 | 68,9 | 64,4 | 62,3 | 57,5 | 51,5 | 43,5 | 32,6 | 18,1 |
| **2U 5S-200/7** | **2U 5S-200/7T** | 2X2 | 2X1,5 | 2X1,94 | 2X1,77 | 2X8,7 | 2X3,3 | 81,0 | 75,5 | 73,0 | 67,4 | 60,3 | 51,0 | 38,6 | 21,0 |

| 2 ULTRA S | | P2 | | P1 (kW) | | AMPERE | | Q (m³/h - l/min) | | | | | | | | |
|---|---|---|---|---|---|---|---|---|---|---|---|---|---|---|---|---|
| 1~ | 3~ | | | | | 1~ | 3~ | 0 | 4,8 | 7,2 | 9,6 | 12 | 14,4 | 16,8 | 19,2 | 21,6 |
| | | | | | | | | 0 | 80 | 120 | 160 | 200 | 240 | 280 | 320 | 360 |
| | | | | | | 1x230 V 50 Hz | 3x400 V 50 Hz | H (m) | | | | | | | | |
| | | (HP) | (kW) | 1~ | 3~ | | | | | | | | | | | |
| **2U 7S-120/3** | **2U 7S-120/3T** | 2X1,2 | 2X0,9 | 2X1,23 | 2X1,22 | 2X5,6 | 2X2,5 | 35,6 | 33,9 | 32,8 | 31,2 | 28,1 | 24,7 | 20,8 | 15,7 | 10,0 |
| **2U 7S-180/4** | **2U 7S-180/4T** | 2X1,8 | 2X1,3 | 2X1,69 | 2X1,62 | 2X7,7 | 2X3,1 | 48,0 | 46,3 | 45,7 | 43,6 | 40,4 | 36,4 | 31,4 | 25,0 | 17,2 |
| **2U 7S-250/5** | **2U 7S-250/5T** | 2X2,5 | 2X1,85 | 2X2,19 | 2X2,05 | 2X10,2 | 2X4,1 | 60,3 | 59,0 | 58,2 | 55,7 | 52,2 | 47,4 | 41,3 | 33,5 | 22,0 |
| **2U 7S-300/6** | **2U 7S-300/6T** | 2X3 | 2X2,2 | 2X2,53 | 2X2,44 | 2X11,4 | 2X4,8 | 72,5 | 70,5 | 69,2 | 66,0 | 61,5 | 55,7 | 47,8 | 37,8 | 24,7 |
| - | **2U 7S-350/7T** | 2X3,5 | 2X2,57 | - | 2X2,84 | - | 2X5,1 | 83,5 | 80,7 | 78,8 | 74,7 | 69,4 | 62,6 | 53,9 | 42,7 | 27,5 |

| 2 ULTRA S | | P2 | | P1 (kW) | | AMPERE | | Q (m³/h - l/min) | | | | | | | | | | |
|---|---|---|---|---|---|---|---|---|---|---|---|---|---|---|---|---|---|---|
| 1~ | 3~ | | | | | 1~ | 3~ | 0 | 7,2 | 9,6 | 12 | 14,4 | 16,8 | 19,2 | 21,6 | 24 | 26,4 | 28,8 |
| | | | | | | | | 0 | 120 | 160 | 200 | 240 | 280 | 320 | 360 | 400 | 440 | 480 |
| | | | | | | 1x230 V 50 Hz | 3x400 V 50 Hz | H (m) | | | | | | | | | | |
| | | (HP) | (kW) | 1~ | 3~ | | | | | | | | | | | | | |
| **2U 9S-150/3** | **2U 9S-150/3T** | 2X1,5 | 2X1,1 | 2X1,47 | 2X1,4 | 2X6,8 | 2X2,8 | 35,6 | 32,5 | 31,5 | 30,0 | 28,7 | 26,9 | 24,6 | 22,0 | 18,7 | 15,0 | 10,7 |
| **2U 9$-200/4** | **2U 9S-200/4T** | 2X2 | 2X1,5 | 2X1,88 | 2X1,77 | 2X8,4 | 2X3,3 | 47,6 | 43,5 | 42,1 | 40,1 | 38,1 | 35,7 | 32,7 | 28,9 | 24,2 | 19,0 | 13,1 |
| **2U 9S-250/5** | **2U 9S-250/5T** | 2X2,5 | 2X1,85 | 2X2,36 | 2X2,23 | 2X10,8 | 2X4,3 | 60,0 | 54,8 | 53,0 | 51,0 | 48,2 | 45,4 | 42,0 | 37,3 | 31,6 | 25,0 | 18,0 |

| 2 ULTRA S | P2 | | P1 (kW) | A | Q (m³/h - l/min) | | | | | | | | | | | | | | | | | | |
|---|---|---|---|---|---|---|---|---|---|---|---|---|---|---|---|---|---|---|---|---|---|---|---|
| 3~ | | | | 3~ | 0 | 12 | 14,4 | 16,8 | 19,2 | 21,6 | 24 | 26,4 | 28,8 | 31,2 | 33,6 | 36 | 38,2 | 40,8 | 43,2 | 45,2 | 48 | 50,4 |
| | | | | | 0 | 200 | 240 | 280 | 320 | 360 | 400 | 440 | 480 | 520 | 560 | 600 | 640 | 680 | 720 | 760 | 800 | 840 |
| | | | | 3x400 V 50 Hz | H (m) | | | | | | | | | | | | | | | | | |
| | (HP) | (kW) | 3~ | | | | | | | | | | | | | | | | | | | |
| **2U 18S-250/3T** | 2X2,5 | 2X1,85 | 2X2,29 | 2X4,4 | 35,7 | 33,1 | 32,3 | 31,3 | 30,4 | 29,4 | 28,4 | 27,4 | 26,3 | 25,1 | 24,0 | 22,8 | 21,4 | 19,6 | 17,8 | 15,4 | 12,9 | 10,2 |
| **2U 18S-400/4T** | 2X4 | 2X3 | 2X3,11 | 2X5,7 | 47,9 | 45,0 | 44,0 | 42,8 | 41,7 | 40,5 | 39,1 | 37,8 | 36,6 | 35,2 | 33,9 | 32,2 | 30,2 | 28,0 | 25,1 | 22,1 | 18,1 | 14,9 |

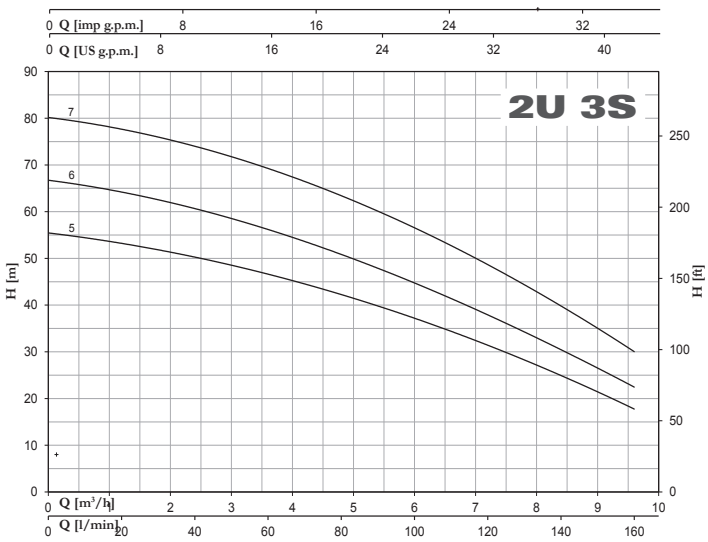
2U 3S
Q [imp g.p.m.]
Q [US g.p.m.]
H [m]
H [ft]
Q [m³/h]
Q [l/min]

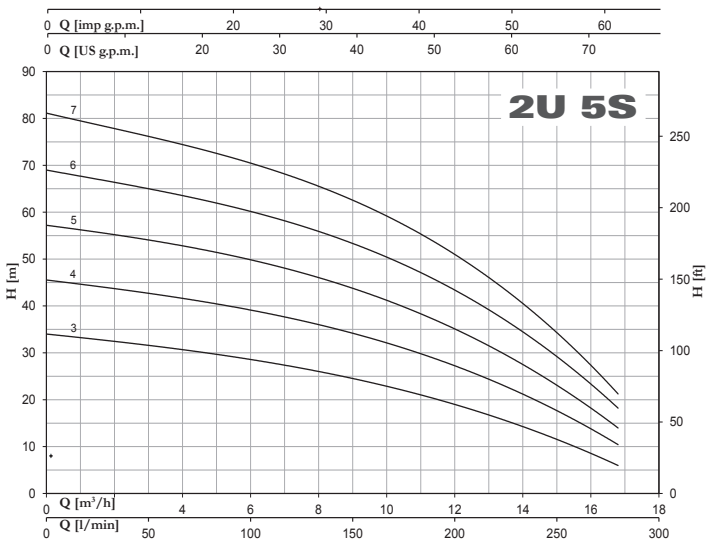
2U 5S
Q [imp g.p.m.]
Q [US g.p.m.]
H [m]
H [ft]
Q [m³/h]
Q [l/min]

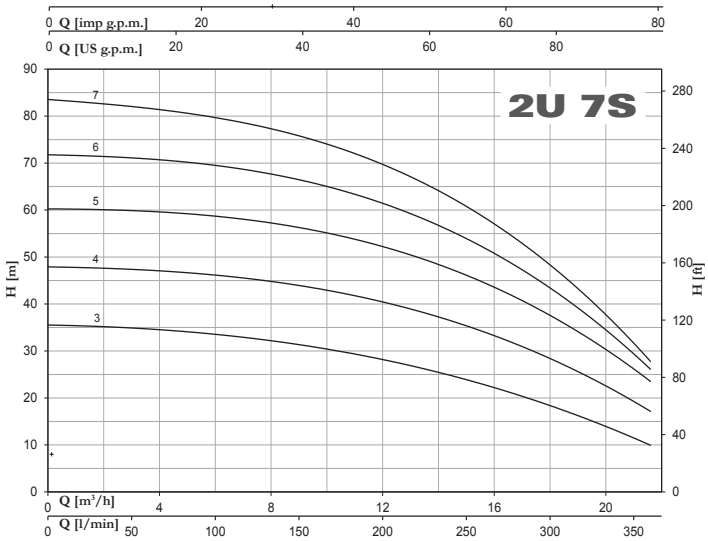
2U 7S
Q [imp g.p.m.]
Q [US g.p.m.]
H [m]
H [ft]
Q [m³/h]
Q [l/min]

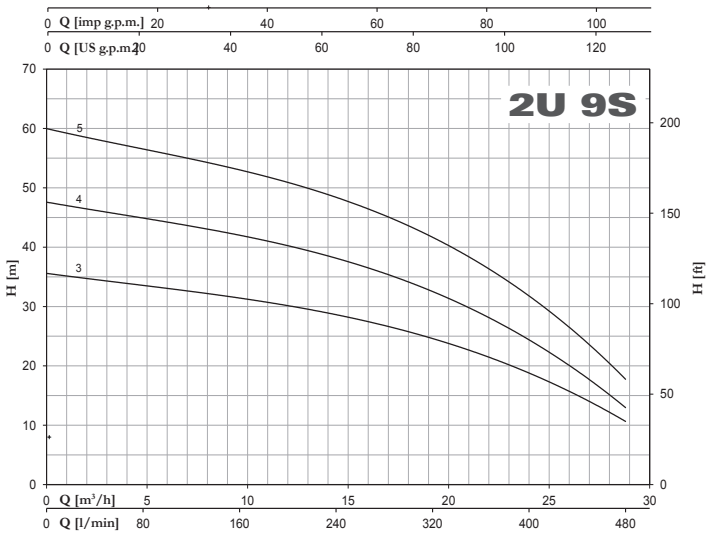
2U 9S
Q [imp g.p.m.]
Q [US g.p.m.]
H [m]
H [ft]
Q [m³/h]
Q [l/min]

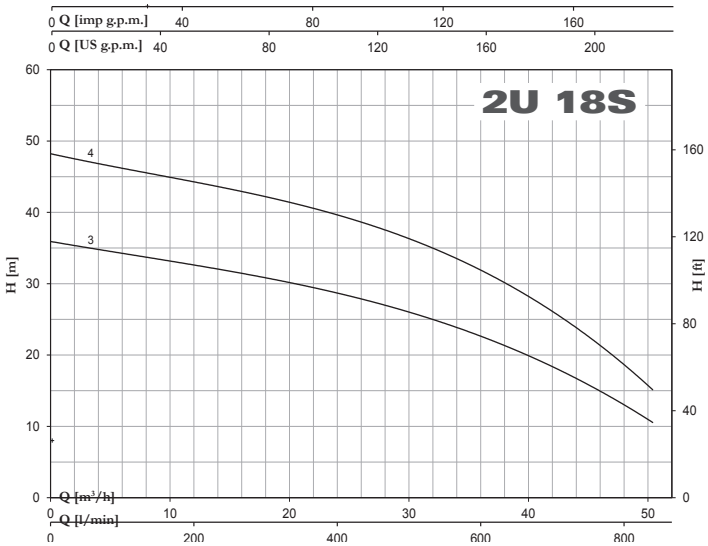
2U 18S
Q [imp g.p.m.]
Q [US g.p.m.]
H [m]
H [ft]
Q [m³/h]
Q [l/min]

# BOOSTERSET 2 ULTRA S

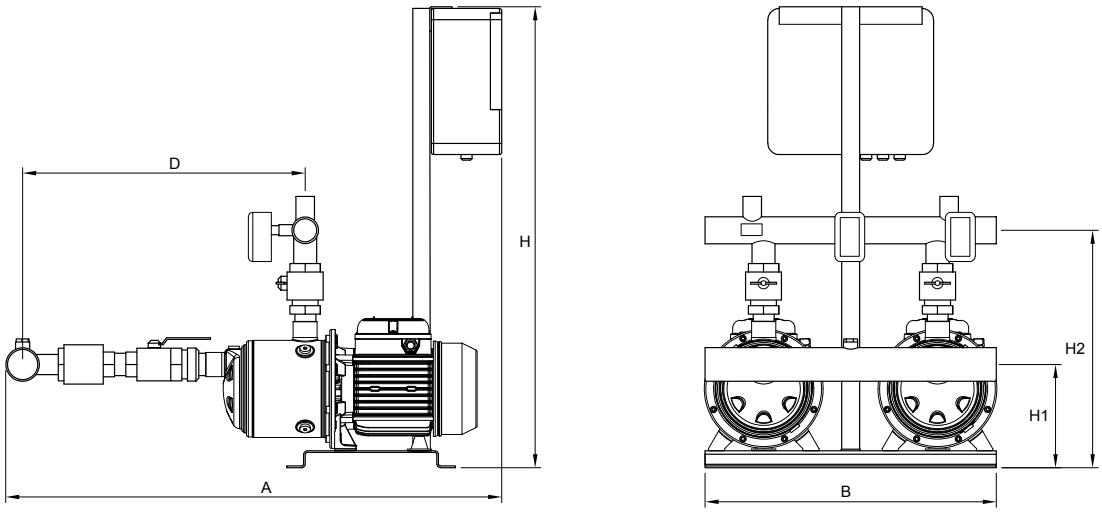


| TYPE | DIMENSIONS (mm) | | | | | | | | Kg |
|---|---|---|---|---|---|---|---|---|---|
| | A | B | H | D | H1 | H2 | DNA | DNM | |
| **2U 3S-100/5** | 884 | 520 | 738 | 423 | 178 | 376 | 2″ G | 1″1/2 G | 45 |
| **2U 3S-120/6** | 908 | 520 | 738 | 447 | 178 | 376 | 2″ G | 1″1/2 G | 47 |
| **2U 3S-150/7** | 932 | 520 | 738 | 471 | 184 | 382 | 2″ G | 1″1/2 G | 52 |
| **2U 5S -80/3** | 836 | 520 | 738 | 375 | 178 | 376 | 2″ G | 1″1/2 G | 41 |
| **2U 5S-120/4** | 860 | 520 | 738 | 399 | 178 | 376 | 2″ G | 1″1/2 G | 45 |
| **2U 5S-150/5** | 884 | 520 | 738 | 423 | 184 | 382 | 2″ G | 1″1/2 G | 50 |
| **2U 5S-180/6** | 908 | 520 | 738 | 447 | 184 | 382 | 2″ G | 1″1/2 G | 54 |
| **2U 5S-200/7** | 932 | 520 | 738 | 471 | 184 | 382 | 2″ G | 1″1/2 G | 57 |
| **2U 7S-120/3** | 1010 | 520 | 738 | 541 | 142 | 434 | 2″1/2 G | 2″ G | 55 |
| **2U 7S-180/4** | 1034 | 520 | 738 | 565 | 148 | 440 | 2″1/2 G | 2″ G | 59 |
| **2U 7S-250/5 T** | 1058 | 520 | 738 | 589 | 148 | 440 | 2″1/2 G | 2″ G | 64 |
| **2U 7S-300/6 T** | 1082 | 520 | 738 | 613 | 148 | 440 | 2″1/2 G | 2″ G | 68 |
| **2U 7S-350/7 T** | 1106 | 520 | 738 | 637 | 153 | 445 | 2″1/2 G | 2″ G | 72 |
| **2U 9S-150/3** | 979 | 520 | 738 | 506 | 148 | 400 | 2″1/2 G | 2″ G | 55 |
| **2U 9S-200/4** | 1009 | 520 | 738 | 536 | 148 | 400 | 2″1/2 G | 2″ G | 59 |
| **2U 9S-250/5 T** | 1039 | 520 | 738 | 566 | 148 | 400 | 2″1/2 G | 2″ G | 62 |
| **2U 18S-250/3 T** | 1101 | 520 | 738 | 592 | 148 | 516 | 3″ G | 2″1/2 G | 71 |
| **2U 18S-400/4 T** | 1138 | 520 | 738 | 629 | 153 | 521 | 3″ G | 2″1/2 G | 82 |

| 2U 3...V/L | P2 | | P1 (kW) | A | Q (m³/h - l/min) | | | | | | |
|---|---|---|---|---|---|---|---|---|---|---|---|
| 3~ | | | | 3~ | 0 | 1,2 | 2,4 | 3,6 | 4,8 | 7,2 | 9,6 |
| | | | | | 0 | 20 | 40 | 60 | 80 | 120 | 160 |
| | (HP) | (kW) | 3~ | 3x400 V 50 Hz | H (m) | | | | | | |
| **2U 3...-100/5T** | 2x1 | 2x0,75 | 2x1 | 2x1,9 | 52,2 | 48,9 | 45,1 | 40,8 | 36,0 | 25,4 | 14,0 |
| **2U 3...-120/6T** | 2x1,2 | 2x0,9 | 2x1,2 | 2x2,6 | 62,8 | 58 ,7 | 54,5 | 49,6 | 43,9 | 32,1 | 18,3 |
| **2U 3... -150/7T** | 2x1,5 | 2x1,1 | 2x1,5 | 2x2,9 | 75,5 | 71,3 | 66,6 | 61,2 | 54,8 | 41,1 | 24,9 |
| **2U 3...-180/8T** | 2x1,8 | 2x1,3 | 2x1,6 | 2x3 | 85,2 | 80,6 | 75,1 | 69,3 | 61,9 | 45,2 | 26,9 |
| **2U 3...-200/9T** | 2x2 | 2x1,5 | 2x1,8 | 2x3,3 | 95,8 | 92,2 | 86,3 | 78,9 | 70,7 | 52,7 | 30,8 |
| **2U 3... -250/10T** | 2x2,5 | 2x1,8 | 2x2 | 2x4,1 | 108,4 | 102,9 | 96,5 | 88,2 | 79,7 | 58,3 | 34,1 |
| **2U 3...-280/11T** | 2x2,8 | 2x2,1 | 2x2,2 | 2x4,3 | 119,0 | 112,3 | 104,4 | 95,3 | 85,6 | 62,7 | 37,3 |
| **2U 3...-300/12T** | 2x3 | 2x2,2 | 2x2,4 | 2x4,7 | 128,9 | 121,5 | 113,0 | 103,5 | 92,2 | 67,9 | 40,5 |

| 2U 5...V/L | P2 | | P1 (kW) | A | Q (m³/h - l/min) | | | | | | | |
|---|---|---|---|---|---|---|---|---|---|---|---|---|
| 3~ | | | | 3~ | 0 | 3,6 | 4,8 | 7,2 | 9,6 | 12 | 14,4 | 16,8 |
| | | | | | 0 | 60 | 80 | 120 | 160 | 200 | 240 | 280 |
| | (HP) | (kW) | 3~ | 3x400 V 50 Hz | H (m) | | | | | | | |
| **2U 5...-120/4T** | 2x1,2 | 2x0,9 | 2x1,13 | 2x2,5 | 45,3 | 41,3 | 39,6 | 35,6 | 30,8 | 24,9 | 17,6 | 6,4 |
| **2U 5...-150/5T** | 2x1,5 | 2x1,1 | 2x1,39 | 2x2,8 | 56,8 | 53,0 | 51,0 | 46,1 | 40,1 | 33,3 | 24,8 | 11,5 |
| **2U 5...-180/6T** | 2x1,8 | 2x1,3 | 2x1,62 | 2x3 | 69,3 | 64,4 | 62,0 | 55,6 | 48,2 | 39,6 | 28,8 | 12,0 |
| **2U 5...-200/7T** | 2x2 | 2x1,5 | 2x1,86 | 2x3,4 | 80,3 | 73,6 | 71,0 | 64,5 | 56,1 | 46,0 | 33,4 | 12,5 |
| **2U 5...-250/8T** | 2x2,5 | 2x1,87 | 2x2,17 | 2x4,1 | 91,4 | 85,0 | 81,8 | 74,3 | 65,5 | 54,7 | 40,4 | 19,1 |
| **2U 5...-280/9T** | 2x2,8 | 2x2,1 | 2x2,4 | 2x4,4 | 102,1 | 94,6 | 90,7 | 81,6 | 71,0 | 58,5 | 42,3 | 20,1 |
| **2U 5...-300/10T** | 2x3 | 2x2,2 | 2x2,73 | 2x4,9 | 112,7 | 103,9 | 99,9 | 89,8 | 78,2 | 64,0 | 46,4 | 21,0 |
| **2U 5...-350/11T** | 2x3,5 | 2x2,57 | 2x2,9 | 2x5,3 | 122,0 | 111,2 | 106,3 | 95,6 | 83,1 | 67,6 | 48,2 | 22,0 |
| **2U 5...-380/12T** | 2x4 | 2x3 | 2x3,2 | 2x6,0 | 138,4 | 127,2 | 122,4 | 111,7 | 97,3 | 80,4 | 58,8 | 28,9 |

| 2U 7...V/L | P2 | | P1 (kW) | A | Q (m³/h - l/min) | | | | | | | | |
|---|---|---|---|---|---|---|---|---|---|---|---|---|---|
| 3~ | | | | 3~ | 0 | 4,8 | 7,2 | 9,6 | 12 | 14,4 | 16,8 | 19,2 | 20,4 |
| | | | | | 0 | 80 | 120 | 160 | 200 | 240 | 280 | 320 | 340 |
| | (HP) | (kW) | 3~ | 3x400 V 50 Hz | H (m) | | | | | | | | |
| **2U 7...-180/4T** | 2x1,8 | 2x1,3 | 2x1,71 | 2x3,2 | 49,5 | 47,4 | 45,3 | 42,5 | 39,2 | 34,8 | 29,4 | 22,6 | 16,9 |
| **2U 7... -250/5T** | 2x2,5 | 2x1,85 | 2x2,15 | 2x4,2 | 62,6 | 60,6 | 58,2 | 55,1 | 51,1 | 45,8 | 38,9 | 29,8 | 21,5 |
| **2U 7...-300/6T** | 2x3 | 2x2,2 | 2x2,63 | 2x5 | 74,8 | 71,5 | 68,3 | 64,5 | 59,3 | 53,0 | 44,6 | 34,5 | 26,7 |
| **2U 7...-350/7T** | 2x3,5 | 2x2,57 | 2x2,8 | 2x5,1 | 87,2 | 83,3 | 79,3 | 74,6 | 68,9 | 61,9 | 52,5 | 41,0 | 32,2 |
| **2U 7... -400/8T** | 2x4 | 2x3 | 2x3,1 | 2x5,9 | 99,5 | 96,1 | 92,6 | 87,9 | 81,9 | 74,5 | 64,4 | 51,0 | 43,0 |
| **2U 7...-450/9T** | 2x4,5 | 2x3,37 | 2x3,6 | 2x6,5 | 113,2 | 109,7 | 105,4 | 100,1 | 93,5 | 84,8 | 73,6 | 59,6 | 49,0 |
| **2U 7...-550/10T** | 2x5,5 | 2x4 | 2x4,0 | 2x7,7 | 127,0 | 123,8 | 119,6 | 114,1 | 106,6 | 97,6 | 86,0 | 70,3 | 61,0 |

| 2U 9...V/L | P2 | | P1 (kW) | A | Q (m³/h - l/min) | | | | | | | | | | | | |
|---|---|---|---|---|---|---|---|---|---|---|---|---|---|---|---|---|---|
| 3~ | | | | 3~ | 0 | 7,2 | 9,6 | 12 | 14,4 | 16,8 | 19,2 | 20,4 | 21,6 | 24 | 26,4 | 28,8 | 31,2 |
| | | | | | 0 | 120 | 160 | 200 | 240 | 280 | 320 | 340 | 360 | 400 | 440 | 480 | 520 |
| | (HP) | (kW) | 3~ | 3x400 V 50 Hz | H (m) | | | | | | | | | | | | |
| **2U 9...-200/4T** | 2x2 | 2x1,5 | 2x1,77 | 2x3,3 | 47,1 | 43,5 | 42,0 | 40,5 | 38,3 | 35,7 | 32,4 | 30,5 | 28,4 | 23,8 | 18,9 | 13,3 | 7,3 |
| **2U 9...-250/5T** | 2x2,5 | 2x1,87 | 2x2,18 | 2x4,3 | 59,2 | 54,4 | 52,4 | 50,4 | 47,9 | 44,8 | 40,5 | 38,1 | 35,5 | 29,8 | 23,5 | 16,3 | 8,5 |
| **2U 9...-300/6T** | 2x3 | 2x2,2 | 2x2,64 | 2x4,8 | 69,4 | 63,7 | 61,4 | 58,8 | 55,6 | 51,6 | 46,5 | 43,5 | 40,3 | 33,5 | 25,4 | 17,0 | 9,0 |
| **2U 9...-400/7T** | 2x4 | 2x3 | 2x3,0 | 2x5,8 | 82,0 | 76,0 | 73,7 | 70,9 | 67,5 | 63,0 | 57,0 | 53,5 | 49,7 | 41,0 | 31,2 | 20,1 | 9,5 |
| **2U 9...-450/8T** | 2x4,5 | 2x3,37 | 2x3,5 | 2x6,4 | 94,5 | 88,4 | 86,0 | 83,0 | 79,4 | 74,7 | 68,0 | 64,1 | 59,8 | 49,8 | 38,9 | 27,0 | 11,6 |
| **2U 9...-500/9T** | 2x4,5 | 2x3,37 | 2x3,9 | 2x6,9 | 105,4 | 98,9 | 96,1 | 92,7 | 88,5 | 82,8 | 75,0 | 70,4 | 65,4 | 54,5 | 41,8 | 28,0 | 12,5 |
| **2U 9...-550/10T** | 2x5,5 | 2x4 | 2x4,3 | 2x8,1 | 117,6 | 111,0 | 108,4 | 105,3 | 101,1 | 95,1 | 87,2 | 82,2 | 76,7 | 64,8 | 51,2 | 36,4 | 20,1 |

# BOOSTERSET 2 ULTRA V/L

| 2U 18...V/L | P2 | | P1 (kW) | A | Q (m³/h - l/min) | | | | | | | | | | | | | | | | | |
|---|---|---|---|---|---|---|---|---|---|---|---|---|---|---|---|---|---|---|---|---|---|---|
| 3~ | | | | 3~ | 0 | 12 | 14,4 | 16,8 | 19,2 | 20,4 | 21,6 | 24 | 26,4 | 28,8 | 31,2 | 33,6 | 36 | 38,4 | 40,8 | 43,2 | 45,6 | 48 |
| | | | | | 0 | 200 | 240 | 280 | 320 | 340 | 360 | 400 | 440 | 480 | 520 | 560 | 600 | 640 | 680 | 720 | 760 | 800 |
| | (HP) | (kW) | 3~ | 3x400 V 50 Hz | H (m) | | | | | | | | | | | | | | | | | |
| **2U 18...-250/3T** | 2x2,5 | 2x1,85 | 2x2,19 | 2x4,3 | 34,5 | 32,0 | 31,6 | 30,9 | 30,1 | 29,6 | 29,1 | 28,1 | 26,8 | 25,5 | 24,1 | 22,5 | 20,7 | 18,7 | 16,5 | 14,4 | 12,2 | 10,0 |
| **2U 18...-400/4T** | 2x4 | 2x3 | 2x3,0 | 2x5,8 | 46,8 | 44,2 | 43,7 | 43,1 | 42,4 | 41,9 | 41,3 | 40,1 | 38,6 | 36,9 | 35,0 | 32,6 | 30,1 | 27,4 | 24,5 | 21,5 | 18,4 | 15,2 |
| **2U 18...-450/5T** | 2x4,5 | 2x3,37 | 2x3,9 | 2x6,9 | 59,1 | 55,9 | 55,1 | 54,1 | 52,8 | 52,1 | 51,3 | 49,7 | 47,7 | 45,5 | 43,0 | 40,3 | 37,3 | 34,3 | 30,9 | 27,4 | 23,9 | 19,8 |
| **2U 18...-550/6T** | 2x5,5 | 2x4 | 2x4,6 | 2x8,4 | 71,6 | 68,2 | 67,4 | 66,5 | 65,4 | 64,7 | 63,8 | 61,9 | 59,7 | 57,0 | 54,2 | 51,1 | 47,6 | 43,7 | 39,5 | 34,7 | 29,9 | 25,2 |
| **2U 18...-750/8T** | 2x7,5 | 2x5,5 | 2x6,2 | 2x11,2 | 96,1 | 92,6 | 91,5 | 90,1 | 88,5 | 87,6 | 86,6 | 84,4 | 81,6 | 78,3 | 74,5 | 69,8 | 64,7 | 59,1 | 53,3 | 46,9 | 40,5 | 34,3 |
| **2U 18...-900/9T** | 2x10 | 2x7,5 | 2x6,9 | 2x12,8 | 108,0 | 103,6 | 102,3 | 100,8 | 99,0 | 98,0 | 96,9 | 94,1 | 91,1 | 87,5 | 83,0 | 78,3 | 72,6 | 66,2 | 59,6 | 52,6 | 45,5 | 38,3 |

# BOOSTERSET 2 ULTRA LG

| 2U 18LG | P2 | | P1 (kW) | A | Q (m³/h - l/min) | | | | | | | | | | | | | | | | | |
|---|---|---|---|---|---|---|---|---|---|---|---|---|---|---|---|---|---|---|---|---|---|---|
| 3~ | | | | 3~ | 0 | 12 | 14,4 | 16,8 | 19,2 | 20,4 | 21,6 | 24 | 26,4 | 28,8 | 31,2 | 33,6 | 36 | 38,4 | 40,8 | 43,2 | 45,6 | 48 |
| | | | | | 0 | 200 | 240 | 280 | 320 | 340 | 360 | 400 | 440 | 480 | 520 | 560 | 600 | 640 | 680 | 720 | 760 | 800 |
| | (HP) | (kW) | 3~ | 3x400 V 50 Hz | H (m) | | | | | | | | | | | | | | | | | |
| **2U 18LG-920/10T** | 2x10 | 2x7,5 | 2x7,7 | 2x14,0 | 120,7 | 115,6 | 114,5 | 112,7 | 110,4 | 109,0 | 107,4 | 103,9 | 100,3 | 96,0 | 91,2 | 85,5 | 78,3 | 70,8 | 63,1 | 55,5 | 47,5 | 39,1 |
| **2U 18LG-1000/11T** | 2x10 | 2x7,5 | 2x8,3 | 2x13,6 | 134,3 | 129,0 | 128,2 | 126,8 | 124,7 | 123,5 | 122,1 | 119,1 | 115,0 | 110,6 | 105,7 | 99,6 | 92,1 | 83,6 | 75,7 | 67,3 | 59,1 | 50,7 |

# BOOSTERSET 2 ULTRA V/L

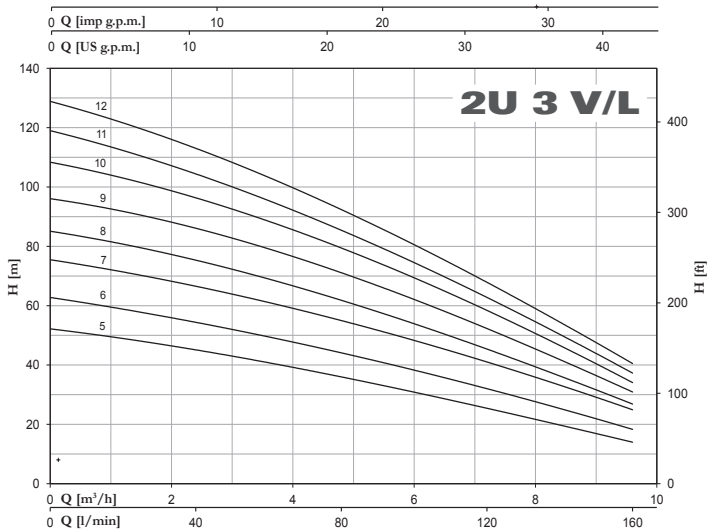


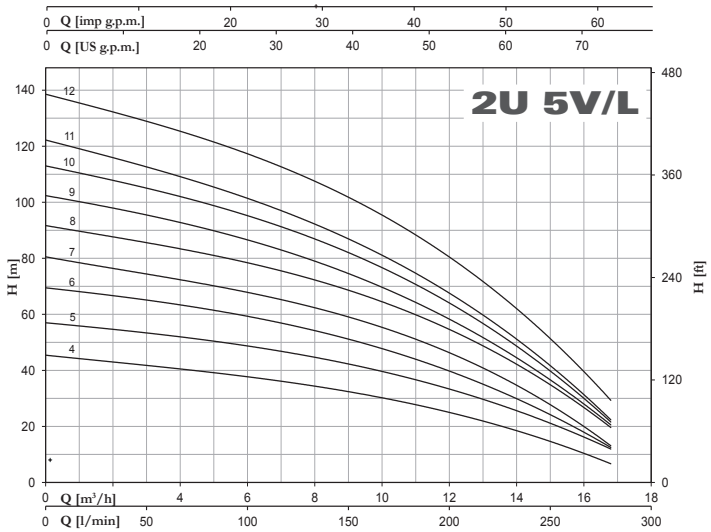


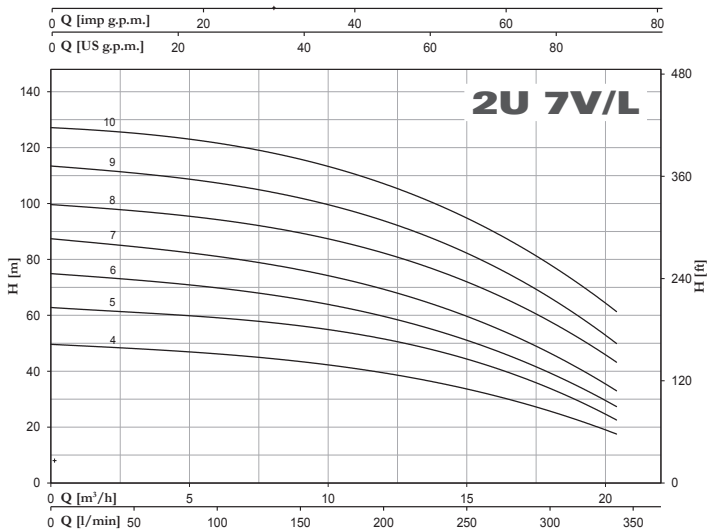


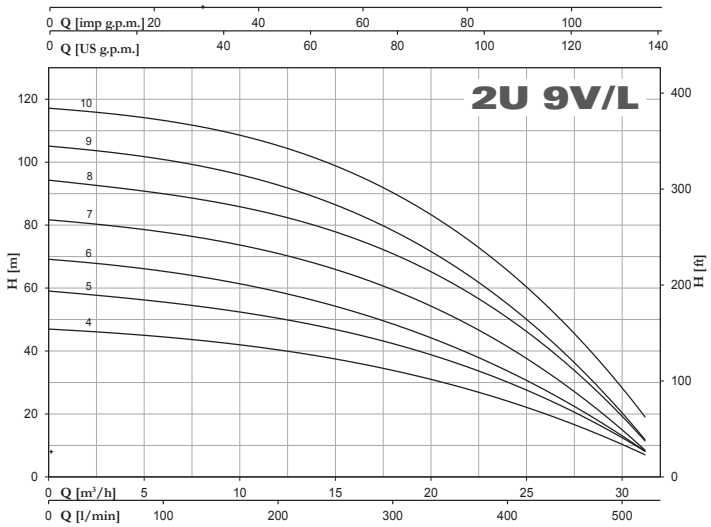


# BOOSTERSET 2 ULTRA LG

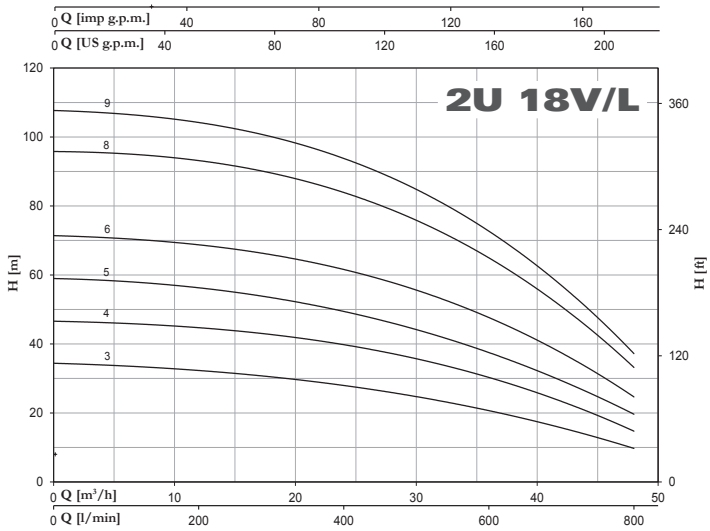


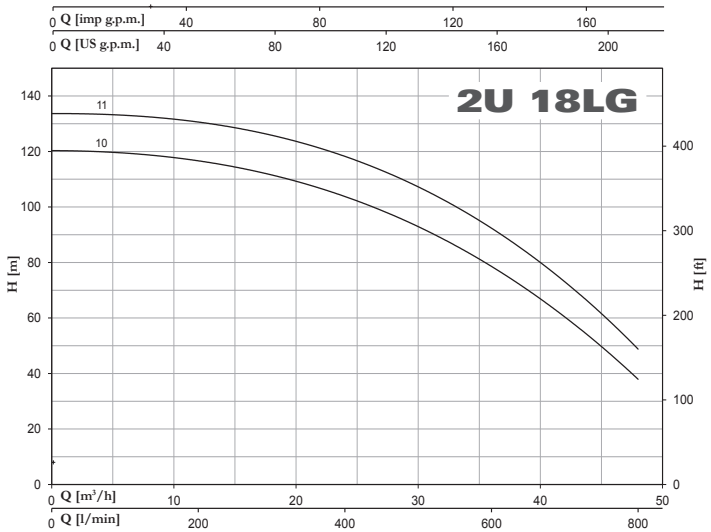

Pentax®
WATER PUMPS

# BOOSTERSET 2 ULTRA SV/SL/SLX

| 2U 3...SV/SL/SLX | P2 | | P1 (kW) | A | Q (m³/h - l/min) | | | | | | |
|---|---|---|---|---|---|---|---|---|---|---|---|
| 3~ | | | | 3~ | 0 | 1,2 | 2,4 | 3,6 | 4,8 | 7,2 | 9,6 |
| | | | | | 0 | 20 | 40 | 60 | 80 | 120 | 160 |
| | (HP) | (kW) | 3~ | 3x400 V 50 Hz | H (m) | | | | | | |
| **2U 3...-100/5T** | 2x1 | 2x0,75 | 2x0,9 | 2x1,7 | 55,3 | 53,5 | 50,3 | 46,5 | 42,1 | 31,6 | 17,7 |
| **2U 3...-120/6T** | 2x1,2 | 2x0,9 | 2x1,1 | 2x2,5 | 66,6 | 64,4 | 60,8 | 56,0 | 50,7 | 38,1 | 22,4 |
| **2U 3 ... -150/7T** | 2x1,5 | 2x1,1 | 2x1,3 | 2x2,7 | 80,1 | 77,7 | 74,2 | 69,1 | 63,3 | 48,8 | 30,0 |
| **2U 3...-180/8T** | 2x1,8 | 2x1,3 | 2x1,5 | 2x2,7 | 91,5 | 88,8 | 84,8 | 79,0 | 72,3 | 55,8 | 34,3 |
| **2U 3...-200/9T** | 2x2 | 2x1,5 | 2x1,6 | 2x3 | 103,0 | 99,9 | 95,4 | 88,8 | 81,4 | 62,7 | 38,6 |
| **2U 3...-250/10T** | 2x2,5 | 2x1,8 | 2x1,8 | 2x3,7 | 114,4 | 111,0 | 106,0 | 98,7 | 90,4 | 69,7 | 42,9 |
| **2U 3...-280/11T** | 2x2,8 | 2x2,1 | 2x2 | 2x3,9 | 125,9 | 122,1 | 116,6 | 108,6 | 99,5 | 76,7 | 47,1 |
| **2U 3...-300/12T** | 2x3 | 2x2,2 | 2x2,2 | 2x4,3 | 137,3 | 133,2 | 127,2 | 118,5 | 108,5 | 83,7 | 51,4 |

| 2U 5...SV/SL/SLX | P2 | | P1 (kW) | A | Q (m³/h - l/min) | | | | | | | |
|---|---|---|---|---|---|---|---|---|---|---|---|---|
| 3~ | | | | 3~ | 0 | 3,6 | 4,8 | 7,2 | 9,6 | 12 | 14,4 | 16,8 |
| | | | | | 0 | 60 | 80 | 120 | 160 | 200 | 240 | 280 |
| | (HP) | (kW) | 3~ | 3x400 V 50 Hz | H (m) | | | | | | | |
| **2U 5...-120/4T** | 2x1,2 | 2x0,9 | 2x1,09 | 2x2,4 | 45,5 | 42,2 | 40,7 | 37,2 | 32,9 | 27,4 | 19,8 | 10,4 |
| **2U 5...-150/5T** | 2x1,5 | 2x1,1 | 2x1,31 | 2x2,7 | 57,2 | 53,4 | 51,7 | 47,6 | 42,3 | 35,2 | 25,7 | 14,0 |
| **2U 5...-180/6T** | 2x1,8 | 2x1,3 | 2x1,55 | 2x3 | 68,9 | 64,4 | 62,3 | 57,5 | 51,5 | 43,5 | 32,6 | 18,1 |
| **2U 5...-200/7T** | 2x2 | 2x1,5 | 2x1,77 | 2x3,3 | 81,0 | 75,5 | 73,0 | 67,4 | 60,3 | 51,0 | 38,6 | 21,0 |
| **2U 5...-250/8T** | 2x2,5 | 2x1,9 | 2x2,07 | 2x4 | 92,1 | 86,5 | 84,0 | 77,8 | 70,1 | 60,0 | 45,5 | 26,0 |
| **2U 5...-280/9T** | 2x2,8 | 2x2,1 | 2x2,27 | 2x4,2 | 103,4 | 96,7 | 93,5 | 86,0 | 77,1 | 65,6 | 48,7 | 27,6 |
| **2U 5...-300/10T** | 2x3 | 2x2,2 | 2x2,57 | 2x4,7 | 114,2 | 106,4 | 102,9 | 95,2 | 85,2 | 72,0 | 53,3 | 30,0 |
| **2U 5...-350/11T** | 2x3,5 | 2x2,57 | 2x2,9 | 2x5,3 | 125,1 | 115,7 | 111,8 | 102,6 | 91,6 | 77,1 | 57,1 | 30,7 |
| **2U 5...-380/12T** | 2x4 | 2x3 | 2x3,2 | 2x6,0 | 138,1 | 129,4 | 125,9 | 117,4 | 106,0 | 91,2 | 70,1 | 42,2 |

| 2U 7...SV/SL/SLX | P2 | | P1 (kW) | A | Q (m³/h - l/min) | | | | | | | | |
|---|---|---|---|---|---|---|---|---|---|---|---|---|---|
| 3~ | | | | 3~ | 0 | 4,8 | 7,2 | 9,6 | 12 | 14,4 | 16,8 | 19,2 | 21,6 |
| | | | | | 0 | 80 | 120 | 160 | 200 | 240 | 280 | 320 | 360 |
| | (HP) | (kW) | 3~ | 3x400 V 50 Hz | H (m) | | | | | | | | |
| **2U 7... -180/4T** | 2x1,8 | 2x1,3 | 2x1,62 | 2x3,1 | 48,0 | 46,3 | 45,7 | 43,6 | 40,4 | 36,4 | 31,4 | 25,0 | 17,2 |
| **2U 7...-250/5T** | 2x2,5 | 2x1,9 | 2x2,05 | 2x4,1 | 60,3 | 59,0 | 58,2 | 55,7 | 52,2 | 47,4 | 41,3 | 33,5 | 23,5 |
| **2U 7... -300/6T** | 2x3 | 2x2,2 | 2x2,44 | 2x4,8 | 71,8 | 70,0 | 68,9 | 65,7 | 61,3 | 55,4 | 48,1 | 38, 5 | 26,0 |
| **2U 7...-350/7T** | 2x3,5 | 2x2,57 | 2x2,9 | 2x5,3 | 83,5 | 80,7 | 78,8 | 74,7 | 69,4 | 62,6 | 53,9 | 42,7 | 27,5 |
| **2U 7...-400/8T** | 2x4 | 2x3 | 2x3,3 | 2x6,1 | 95,6 | 93,3 | 91,4 | 87,2 | 81,6 | 74,2 | 64,8 | 51,9 | 33,0 |
| **2U 7...-450/9T** | 2x4,5 | 2x3,37 | 2x3,7 | 2x6,7 | 108,5 | 106,5 | 105,1 | 101,0 | 95,0 | 87,2 | 76,6 | 62,6 | 39,5 |
| **2U 7...-550/10T** | 2x5,5 | 2x4 | 2x4,1 | 2x7,9 | 121,5 | 120,1 | 119,3 | 115,3 | 109,2 | 100,8 | 89,8 | 75,0 | 55,4 |

# BOOSTERSET 2 ULTRA SV/SL/SLX

| 2U 9...SV/SL/SLX | P2 | | P1 (kW) | A | Q (m³/h - l/min) | | | | | | | | | | | |
|---|---|---|---|---|---|---|---|---|---|---|---|---|---|---|---|---|
| 3~ | | | | 3~ | 0 | 7,2 | 9,6 | 12 | 14,4 | 16,8 | 19,2 | 21,6 | 24 | 26,4 | 28,8 | 31,2 |
| | | | | | 0 | 120 | 160 | 200 | 240 | 280 | 320 | 360 | 400 | 440 | 480 | 520 |
| | (HP) | (kW) | 3~ | 3x400 V 50 Hz | H (m) | | | | | | | | | | | |
| **2U 9...-200/4T** | 2x2 | 2x1,5 | 2x1,77 | 2x3,3 | 47,6 | 43,5 | 42,1 | 40,1 | 38,1 | 35,7 | 32,7 | 28,9 | 24,2 | 19,0 | 13,1 | 7,1 |
| **2U 9...-250/5T** | 2x2,5 | 2x1,87 | 2x2,23 | 2x4,3 | 60,0 | 54,8 | 53,0 | 51,0 | 48,2 | 45,4 | 42,0 | 37,3 | 31,6 | 25,0 | 18,0 | 10,6 |
| **2U 9...-300/6T** | 2x3 | 2x2,2 | 2x2,58 | 2x4,9 | 71,8 | 64,9 | 63,0 | 59,9 | 57,0 | 53,7 | 49,7 | 44,3 | 37,0 | 29,5 | 20,8 | 11,1 |
| **2U 9...-400/7T** | 2x4 | 2x3 | 2x3,1 | 2x5,9 | 83,3 | 76,7 | 74,9 | 71,8 | 68,3 | 64,6 | 59,9 | 53,5 | 44,8 | 35,9 | 25,7 | 14,3 |
| **2U 9...-450/8T** | 2x4,5 | 2x3,37 | 2x3,6 | 2x6,5 | 97,3 | 89,5 | 87,3 | 84,0 | 80,5 | 76,5 | 71,6 | 64,8 | 54,9 | 44,0 | 32,4 | 19,7 |
| **2U 9...-500/9T** | 2x4,5 | 2x3,37 | 2x4,0 | 2x7,0 | 109,0 | 100,0 | 97,6 | 93,6 | 89,5 | 85,0 | 79,4 | 71,6 | 60,1 | 48,0 | 34,9 | 21,9 |
| **2U 9...-550/10T** | 2x5,5 | 2x4 | 2x4,4 | 2x8,2 | 122,0 | 112,8 | 110,5 | 106,5 | 102,2 | 97,3 | 91,6 | 82,8 | 70,7 | 57,1 | 42,3 | 26,5 |

| 2U 18...SV/SL/SLX | P2 | | P1 (kW) | A | Q (m³/h - l/min) | | | | | | | | | | | | | | | | |
|---|---|---|---|---|---|---|---|---|---|---|---|---|---|---|---|---|---|---|---|---|---|
| 3~ | | | | 3~ | 0 | 12 | 14,4 | 16,8 | 19,2 | 21,6 | 24 | 26,4 | 28,8 | 31,2 | 33,6 | 36 | 38,4 | 40,8 | 43,2 | 45,6 | 48 |
| | | | | | 0 | 200 | 240 | 280 | 320 | 360 | 400 | 440 | 480 | 520 | 560 | 600 | 640 | 680 | 720 | 760 | 800 |
| | (HP) | (kW) | 3~ | 3x400 V 50 Hz | H (m) | | | | | | | | | | | | | | | | |
| **2U 18...-250/3T** | 2x2,5 | 2x1,85 | 2x2,29 | 2x4,4 | 35,7 | 33,1 | 32,3 | 31,3 | 30,4 | 29,4 | 28,4 | 27,4 | 26,3 | 25,1 | 24,0 | 22,8 | 21,4 | 19,6 | 17,8 | 15,4 | 12,9 |
| **2U 18...-400/4T** | 2x4 | 2x3 | 2x3,1 | 2x5,9 | 47,9 | 45,0 | 44,0 | 42,8 | 41,7 | 40,5 | 39,1 | 37,8 | 36,6 | 35,2 | 33,9 | 32,2 | 30,2 | 28,0 | 25,1 | 22,1 | 18,1 |
| **2U 18...-450/5T** | 2x4,5 | 2x3,37 | 2x3,9 | 2x6,9 | 58,1 | 54,3 | 53,1 | 51,8 | 50,4 | 49,0 | 47,4 | 45,9 | 44,3 | 42,7 | 41,0 | 39,2 | 37,0 | 34,0 | 30,8 | 26,9 | 23,0 |
| **2U 18...-550/6T** | 2x5,5 | 2x4 | 2x4,7 | 2x8,5 | 70,5 | 66,4 | 65,0 | 63,6 | 62,0 | 60,5 | 58,9 | 57,2 | 55,4 | 53,5 | 51,5 | 49,3 | 46,3 | 43,3 | 39,4 | 34,9 | 30,4 |
| **2U 18...-750/8T** | 2x7,5 | 2x5,5 | 2x6,2 | 2x11,2 | 95,9 | 90,9 | 89,58 | 88,0 | 86,1 | 83,9 | 81,6 | 79,5 | 76,8 | 74,4 | 71,8 | 68,5 | 65,0 | 60,4 | 55,2 | 49,0 | 42,2 |
| **2U 18...-900/9T** | 2x10 | 2x7,5 | 2x7,0 | 2x12,9 | 106,4 | 101,8 | 100,4 | 98,6 | 96,1 | 93,5 | 91,0 | 88,2 | 85,5 | 82,7 | 79,7 | 76,2 | 72,1 | 66,9 | 60,8 | 53,7 | 46,1 |

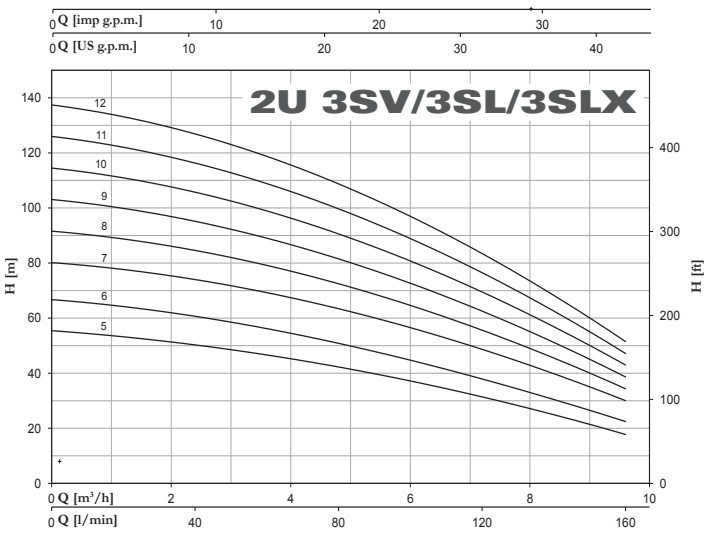
2U 3SV/3SL/3SLX
Q [imp g.p.m.]
Q [US g.p.m.]
H [m]
H [ft]
Q [m³/h]
Q [l/min]

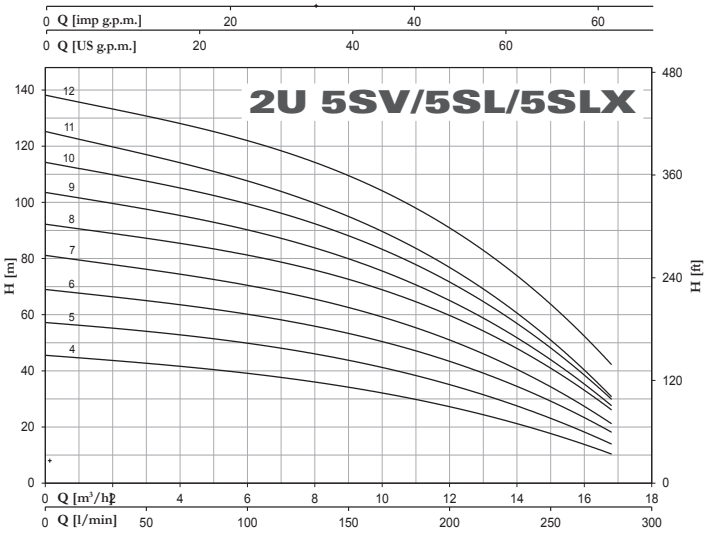
2U 5SV/5SL/5SLX
Q [imp g.p.m.]
Q [US g.p.m.]
H [m]
H [ft]
Q [m³/h]
Q [l/min]

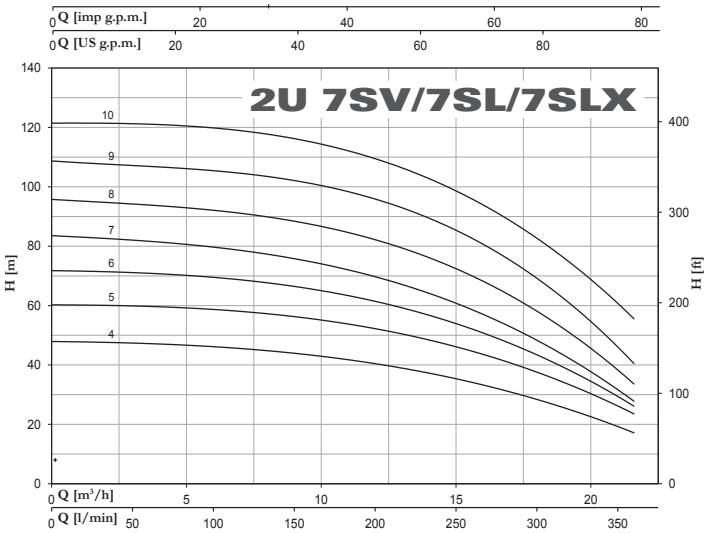
2U 7SV/7SL/7SLX
Q [imp g.p.m.]
Q [US g.p.m.]
H [m]
H [ft]
Q [m³/h]
Q [l/min]

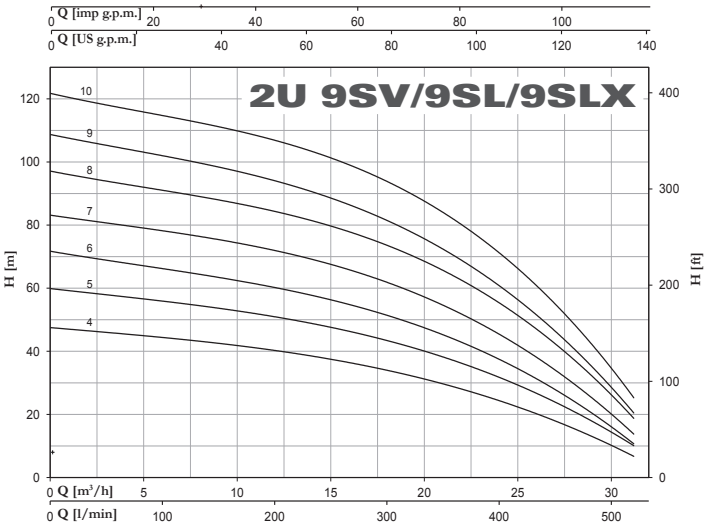
2U 9SV/9SL/9SLX
Q [imp g.p.m.]
Q [US g.p.m.]
H [m]
H [ft]
Q [m³/h]
Q [l/min]

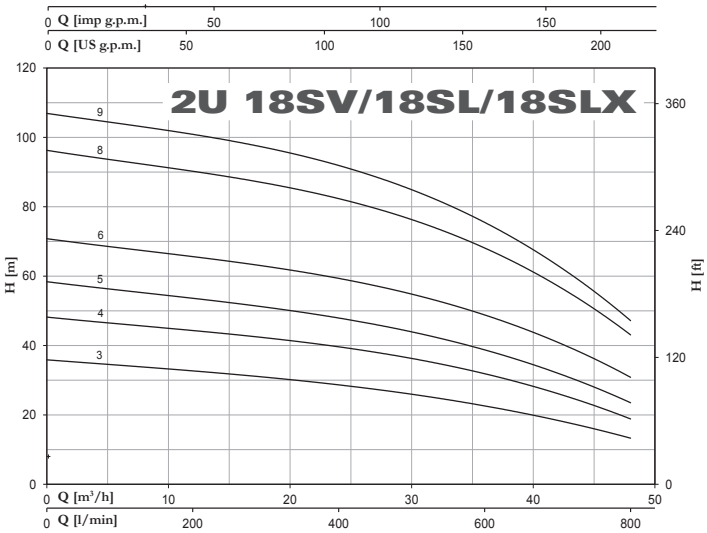
2U 18SV/18SL/18SLX
Q [imp g.p.m.]
Q [US g.p.m.]
H [m]
H [ft]
Q [m³/h]
Q [l/min]

# BOOSTERSET 2 ULTRA V/SV

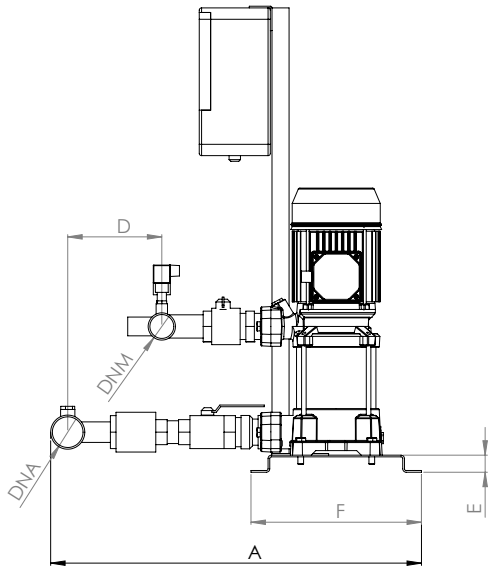


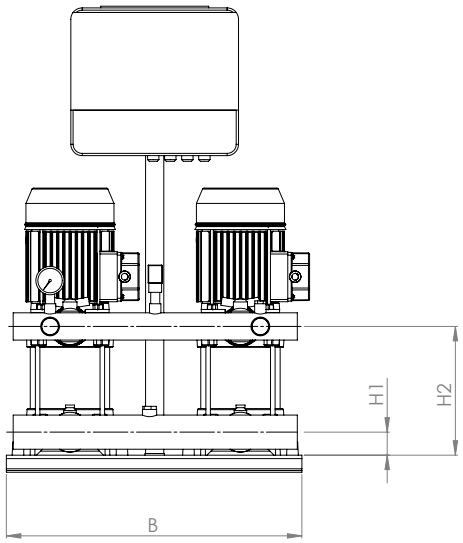


| 2U V/SV | DIMENSIONS (mm) | | | | | | | | | Kg |
|---|---|---|---|---|---|---|---|---|---|---|
| | A | B | D | E | F | H1 | H2 | DNA | DNM | |
| **2U 3...-100/5** | 580 | 520 | 110 | 30 | 300 | 40 | 178 | 2″ G | 1″1/2 G | 56 |
| **2U 3...-120/6** | 580 | 520 | 110 | 30 | 300 | 40 | 202 | | | 58 |
| **2U 3...-150/7** | 580 | 520 | 110 | 30 | 300 | 40 | 226 | | | 64 |
| **2U 3...-180/8** | 580 | 520 | 110 | 30 | 300 | 40 | 250 | | | 66 |
| **2U 3...-200/9** | 580 | 520 | 110 | 30 | 300 | 40 | 274 | | | 69 |
| **2U 3...-250/10** | 580 | 520 | 110 | 30 | 300 | 40 | 298 | | | 71 |
| **2U 3...-280/11** | 580 | 520 | 110 | 30 | 300 | 40 | 322 | | | 74 |
| **2U 3...-300/12** | 580 | 520 | 110 | 30 | 300 | 40 | 322 | | | - |
| **2U 5...-120/4** | 580 | 520 | 110 | 30 | 300 | 40 | 178 | 2″ G | 1″1/2 G | 61 |
| **2U 5...-150/5** | 580 | 520 | 110 | 30 | 300 | 40 | 202 | | | 63 |
| **2U 5...-180/6** | 580 | 520 | 110 | 30 | 300 | 40 | 226 | | | 65 |
| **2U 5...-200/7** | 580 | 520 | 110 | 30 | 300 | 40 | 250 | | | 67 |
| **2U 5...-250/8** | 580 | 520 | 110 | 30 | 300 | 40 | 274 | | | 70 |
| **2U 5...-280/9** | 580 | 520 | 110 | 30 | 300 | 40 | 298 | | | 71 |
| **2U 5...-300/10** | 580 | 520 | 110 | 30 | 300 | 40 | 322 | | | 74 |
| **2U 5...-350/11** | 580 | 520 | 110 | 30 | 300 | 40 | 346 | | | 78 |
| **2U 5...-380/12** | 580 | 520 | 110 | 30 | 300 | 40 | 346 | | | - |
| **2U 7... -180/4** | 630 | 520 | 145 | 30 | 300 | 40 | 178 | 2″1/2 G | 2″ G | 71 |
| **2U 7... -250/5** | 630 | 520 | 145 | 30 | 300 | 40 | 202 | | | 77 |
| **2U 7... -300/6** | 630 | 520 | 145 | 30 | 300 | 40 | 226 | | | 81 |
| **2U 7... -350/7** | 630 | 520 | 145 | 30 | 300 | 40 | 250 | | | 85 |
| **2U 7... -400/8** | 630 | 520 | 145 | 30 | 300 | 40 | 274 | | | 89 |
| **2U 7... -450/9** | 630 | 520 | 145 | 30 | 300 | 40 | 301 | | | 97 |
| **2U 7... -550/10** | 630 | 520 | 145 | 30 | 300 | 40 | 325 | | | 107 |
| **2U 9... -200/4** | 630 | 520 | 145 | 30 | 300 | 40 | 202 | 2″1/2 G | 2″ G | 73 |
| **2U 9... -250/5** | 630 | 520 | 145 | 30 | 300 | 40 | 232 | | | 74 |
| **2U 9... -300/6** | 630 | 520 | 145 | 30 | 300 | 40 | 262 | | | 76 |
| **2U 9... -400/7** | 630 | 520 | 145 | 30 | 300 | 40 | 292 | | | 87 |
| **2U 9... -450/8** | 630 | 520 | 145 | 30 | 300 | 40 | 325 | | | 96 |
| **2U 9... -500/9** | 630 | 520 | 145 | 30 | 300 | 40 | 355 | | | 100 |
| **2U 9... -550/10** | 630 | 520 | 145 | 30 | 300 | 40 | 385 | | | 106 |
| **2U 18...-250/3** | - | 520 | 165 | 30 | 300 | 50 | 211 | 3″ G | 2″1/2 G | 83 |
| **2U 18...-400/4** | - | 520 | 165 | 30 | 300 | 50 | 248 | | | 95 |
| **2U 18...-450/5** | - | 520 | 165 | 30 | 300 | 50 | 289 | | | 105 |
| **2U 18...-550/6** | - | 520 | 165 | 30 | 300 | 50 | 326 | | | 112 |
| **2U 18...-750/8** | - | 520 | 165 | 30 | 300 | 50 | 401 | | | 135 |
| **2U 18...-900/9** | - | 520 | 165 | 30 | 300 | 50 | 439 | | | 143 |

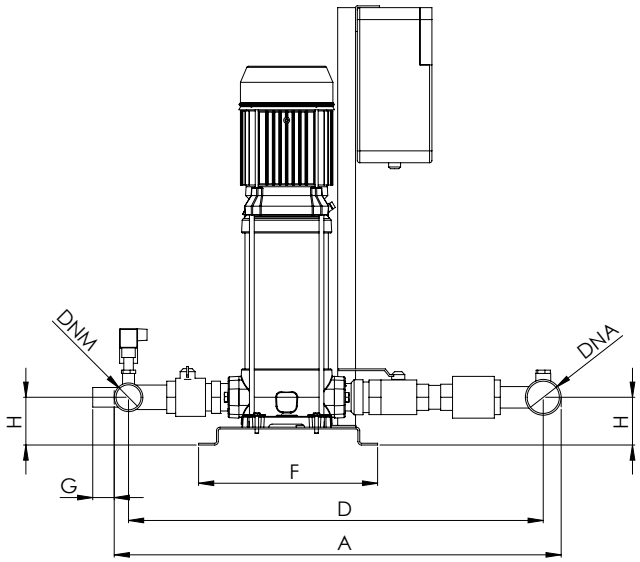


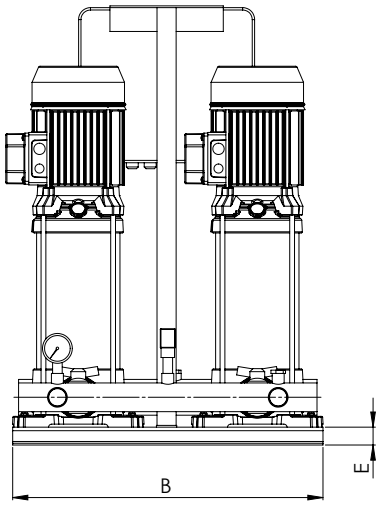


| 2U L/SL/SLX | DIMENSIONS (mm) | | | | | | | | | Kg |
|---|---|---|---|---|---|---|---|---|---|---|
| | A | B | D | E | F | G | H | DNA | DNM | |
| **2U 3...-100/5** | 660 | 520 | 610 | 30 | 300 | 30 | 50 | 2″ G | 1″1/2 G | 59 |
| **2U 3...-120/6** | 660 | 520 | 610 | 30 | 300 | 30 | 50 | | | 60 |
| **2U 3...-150/7** | 660 | 520 | 610 | 30 | 300 | 30 | 50 | | | 67 |
| **2U 3...-180/8** | 660 | 520 | 610 | 30 | 300 | 30 | 50 | | | 70 |
| **2U 3...-200/9** | 660 | 520 | 610 | 30 | 300 | 30 | 50 | | | 74 |
| **2U 3...-250/10** | 660 | 520 | 610 | 30 | 300 | 30 | 50 | | | 76 |
| **2U 3...-280/11** | 660 | 520 | 610 | 30 | 300 | 30 | 50 | | | 79 |
| **2U 3...-300/12** | 660 | 520 | 610 | 30 | 300 | 30 | 50 | | | - |
| **2U 5...-120/4** | 660 | 520 | 610 | 30 | 300 | 30 | 50 | 2″ G | 1″1/2 G | 60 |
| **2U 5...-150/5** | 660 | 520 | 610 | 30 | 300 | 30 | 50 | | | 62 |
| **2U 5...-180/6** | 660 | 520 | 610 | 30 | 300 | 30 | 50 | | | 64 |
| **2U 5...-200/7** | 660 | 520 | 610 | 30 | 300 | 30 | 50 | | | 66 |
| **2U 5...-250/8** | 660 | 520 | 610 | 30 | 300 | 30 | 50 | | | 67 |
| **2U 5...-280/9** | 660 | 520 | 610 | 30 | 300 | 30 | 50 | | | 68 |
| **2U 5...-300/10** | 660 | 520 | 610 | 30 | 300 | 30 | 50 | | | 70 |
| **2U 5...-350/11** | 660 | 520 | 610 | 30 | 300 | 30 | 50 | | | 75 |
| **2U 5...-380/12** | 660 | 520 | 610 | 30 | 300 | 30 | 50 | | | - |
| **2U 7...-180/4** | 755 | 520 | 685 | 30 | 300 | 30 | 50 | 2″1/2 G | 2″ G | 69 |
| **2U 7...-250/5** | 755 | 520 | 685 | 30 | 300 | 30 | 50 | | | 72 |
| **2U 7...-300/6** | 755 | 520 | 685 | 30 | 300 | 30 | 50 | | | 75 |
| **2U 7...-350/7** | 755 | 520 | 685 | 30 | 300 | 30 | 50 | | | 78 |
| **2U 7...-400/8** | 755 | 520 | 685 | 30 | 300 | 30 | 50 | | | 84 |
| **2U 7...-450/9** | 755 | 520 | 685 | 30 | 300 | 30 | 50 | | | 89 |
| **2U 7...-550/10** | 755 | 520 | 685 | 30 | 300 | 30 | 50 | | | 98 |
| **2U 9...-200/4** | 785 | 566 | 705 | 30 | 300 | 30 | 80 | 2″1/2 G | 2″ G | 71 |
| **2U 9...-250/5** | 785 | 566 | 705 | 30 | 300 | 30 | 80 | | | 73 |
| **2U 9...-300/6** | 785 | 566 | 705 | 30 | 300 | 30 | 80 | | | 75 |
| **2U 9...-400/7** | 785 | 566 | 705 | 30 | 300 | 30 | 80 | | | 84 |
| **2U 9...-450/8** | 785 | 566 | 705 | 30 | 300 | 30 | 80 | | | 89 |
| **2U 9...-500/9** | 785 | 566 | 705 | 30 | 300 | 30 | 80 | | | 94 |
| **2U 9...-550/10** | 785 | 566 | 705 | 30 | 300 | 30 | 80 | | | 100 |
| **2U 18...-250/3T** | 840 | 566 | 760 | 30 | 300 | 30 | 90 | 3″ G | 2″1/2 G | 80 |
| **2U 18...-400/4T** | 840 | 566 | 760 | 30 | 300 | 30 | 90 | | | 92 |
| **2U 18...-450/5T** | 840 | 566 | 760 | 30 | 300 | 30 | 90 | | | 97 |
| **2U 18...-550/6T** | 840 | 566 | 760 | 30 | 300 | 30 | 90 | | | 108 |
| **2U 18...-750/8T** | 840 | 566 | 760 | 30 | 300 | 30 | 90 | | | 112 |
| **2U 18...-900/9T** | 840 | 566 | 760 | 30 | 300 | 30 | 90 | | | 115 |

# BOOSTERSET 2 ULTRA LG

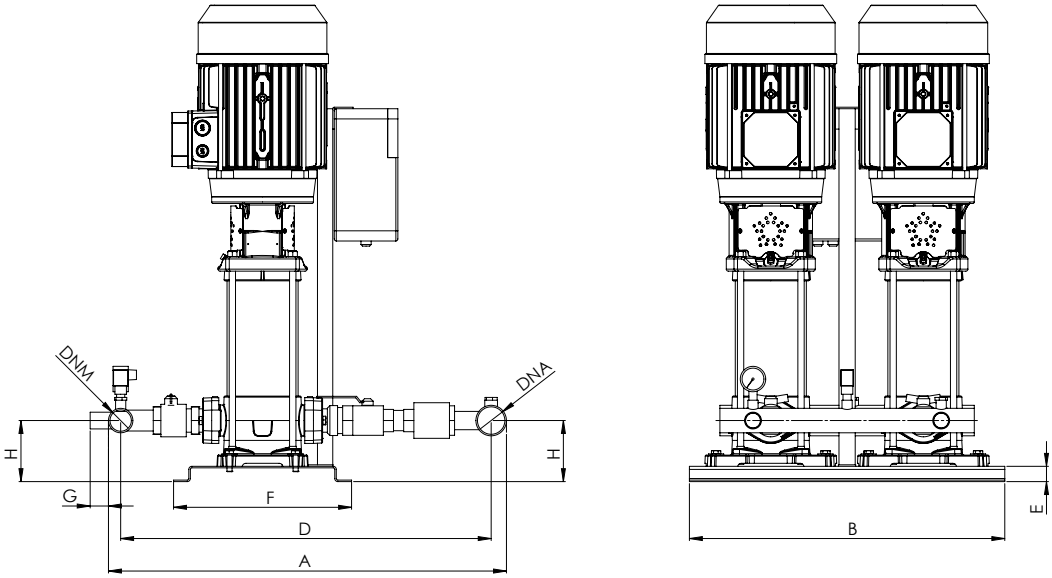


| 2U LG | DIMENSIONS (mm) | | | | | | | | | Kg |
|---|---|---|---|---|---|---|---|---|---|---|
| | A | B | D | E | F | G | H | DNA | DNM | |
| **2U 18...-920/10 T** | 840 | 620 | 760 | 30 | 350 | 30 | 90 | 4″ G | 3″ G | 175 |
| **2U 18...-1000/11 T** | 840 | 620 | 760 | 30 | 350 | 30 | 90 | | | 190 |

# BOOSTERSET 3 ULTRA V/L

| 3U 3...V/L | P2 | | P1 (kW) | A | Q (m³/h - l/min) | | | | | | |
|---|---|---|---|---|---|---|---|---|---|---|---|
| 3~ | | | | 3~ | 0 | 1,8 | 3,6 | 5,4 | 7,2 | 10,8 | 14,4 |
| | | | | | 0 | 30 | 60 | 90 | 120 | 180 | 240 |
| | (HP) | (kW) | 3~ | 3x400 V 50 Hz | H (m) | | | | | | |
| **3U 3...-100/5T** | 3x1 | 3x0,75 | 3x1 | 3x1,9 | 52,2 | 48,9 | 45,1 | 40,8 | 36,0 | 25,4 | 14,0 |
| **3U 3...-120/6T** | 3x1,2 | 3x0,9 | 3x1,2 | 3x2,6 | 62,8 | 58,7 | 54,5 | 49,6 | 43,9 | 32,1 | 18,3 |
| **3U 3... -150/7T** | 3x1,5 | 3x1,1 | 3x1,5 | 3x2,9 | 75,5 | 71,3 | 66,6 | 61,2 | 54,8 | 41,1 | 24,9 |
| **3U 3...-180/8T** | 3x1,8 | 3x1,3 | 3x1,6 | 3x3 | 85,2 | 80,6 | 75,1 | 69,3 | 61,9 | 45,2 | 26,9 |
| **3U 3...-200/9T** | 3x2 | 3x1,5 | 3x1,8 | 3x3,3 | 95,8 | 92,2 | 86,3 | 78,9 | 70,7 | 52,7 | 30,8 |
| **3U 3... -250/10T** | 3x2,5 | 3x1,8 | 3x2 | 3x4,1 | 108,4 | 102,9 | 96,5 | 88,2 | 79,7 | 58,3 | 34,1 |
| **3U 3...-280/11T** | 3x2,8 | 3x2,1 | 3x2,2 | 3x4,3 | 119,0 | 112,3 | 104,4 | 95,3 | 85,6 | 62,7 | 37,3 |
| **3U 3...-300/12T** | 3x3 | 3x2,2 | 3x2,4 | 3x4,7 | 128,9 | 121,5 | 113,0 | 103,5 | 92,2 | 67,9 | 40,5 |

| 3U 5...V/L | P2 | | P1 (kW) | A | Q (m³/h - l/min) | | | | | | | |
|---|---|---|---|---|---|---|---|---|---|---|---|---|
| 3~ | | | | 3~ | 0 | 5,4 | 7,2 | 10,8 | 14,4 | 18 | 21,6 | 25,2 |
| | | | | | 0 | 90 | 120 | 180 | 240 | 300 | 360 | 420 |
| | (HP) | (kW) | 3~ | 3x400 V 50 Hz | H (m) | | | | | | | |
| **3U 5...-120/4T** | 3x1,2 | 3x0,9 | 3x1,13 | 3x2,5 | 45,3 | 41,3 | 39,6 | 35,6 | 30,8 | 24,9 | 17,6 | 6,4 |
| **3U 5...-150/5T** | 3x1,5 | 3x1,1 | 3x1,39 | 3x2,8 | 56,8 | 53,0 | 51,0 | 46,1 | 40,1 | 33,3 | 24,8 | 11,5 |
| **3U 5...-180/6T** | 3x1,8 | 3x1,3 | 3x1,62 | 3x3 | 69,3 | 64,4 | 62,0 | 55,6 | 48,2 | 39,6 | 28,8 | 12,0 |
| **3U 5...-200/7T** | 3x2 | 3x1,5 | 3x1,86 | 3x3,4 | 80,3 | 73,6 | 71,0 | 64,5 | 56,1 | 46,0 | 33,4 | 12,5 |
| **3U 5...-250/8T** | 3x2,5 | 3x1,87 | 3x2,17 | 3x4,1 | 91,4 | 85,0 | 81,8 | 74,3 | 65 ,5 | 54,7 | 40,4 | 19,1 |
| **3U 5...-280/9T** | 3x2,8 | 3x2,1 | 3x2,4 | 3x4,4 | 102,1 | 94,6 | 90,7 | 81,6 | 71,0 | 58,5 | 42,3 | 20,1 |
| **3U 5...-300/10T** | 3x3 | 3x2,2 | 3x2,73 | 3x4,9 | 112,7 | 103,9 | 99,9 | 89,8 | 78,2 | 64,0 | 46,4 | 21,0 |
| **3U 5...-350/11T** | 3x3,5 | 3x2,57 | 3x2,9 | 3x5,3 | 122,0 | 111,2 | 106,3 | 95,6 | 83,1 | 67,6 | 48,2 | 22,0 |
| **3U 5...-380/12T** | 3x4 | 3x3 | 3x3,2 | 3x6,0 | 138,4 | 127,2 | 122,4 | 111,7 | 97,3 | 80,4 | 58,8 | 28,9 |

| 3U 7...V/L | P2 | | P1 (kW) | A | Q (m³/h - l/min) | | | | | | | | |
|---|---|---|---|---|---|---|---|---|---|---|---|---|---|
| 3~ | | | | 3~ | 0 | 7,2 | 10,8 | 14,4 | 18 | 21,6 | 25,2 | 28,8 | 30,6 |
| | | | | | 0 | 120 | 180 | 240 | 300 | 360 | 420 | 480 | 510 |
| | (HP) | (kW) | 3~ | 3x400 V 50 Hz | H (m) | | | | | | | | |
| **3U 7...-180/4T** | 3x1,8 | 3x1,3 | 3x1,71 | 3x3,2 | 49,5 | 47,4 | 45,3 | 42,5 | 39,2 | 34,8 | 29,4 | 22,6 | 16,9 |
| **3U 7... -250/5T** | 3x2,5 | 3x1,85 | 3x2,15 | 3x4,2 | 62,6 | 60,6 | 58,2 | 55,1 | 51,1 | 45,8 | 38,9 | 29,8 | 21,5 |
| **3U 7...-300/6T** | 3x3 | 3x2,2 | 3x2,63 | 3x5 | 74,8 | 71,5 | 68,3 | 64,5 | 59,3 | 53,0 | 44,6 | 34,5 | 26,7 |
| **3U 7...-350/7T** | 3x3,5 | 3x2,57 | 3x2,8 | 3x5,1 | 87,2 | 83,3 | 79,3 | 74,6 | 68,9 | 61,9 | 52,5 | 41,0 | 32,2 |
| **3U 7... -400/8T** | 3x4 | 3x3 | 3x3,1 | 3x5,9 | 99,5 | 96,1 | 92,6 | 87,9 | 81,9 | 74,5 | 64,4 | 51,0 | 43,0 |
| **3U 7...-450/9T** | 3x4,5 | 3x3,37 | 3x3,6 | 3x6,5 | 113,2 | 109,7 | 105,4 | 100,1 | 93,5 | 84,8 | 73,6 | 59,6 | 49,0 |
| **3U 7...-550/10T** | 3x5,5 | 3x4 | 3x4,0 | 3x7,7 | 127,0 | 123,8 | 119,6 | 114,1 | 106,6 | 97,6 | 86,0 | 70,3 | 61,0 |

# BOOSTERSET 3 ULTRA V/L

| 3U 9...V/L | P2 | | P1 (kW) | A | Q (m³/h - l/min) | | | | | | | | | | | | | |
|---|---|---|---|---|---|---|---|---|---|---|---|---|---|---|---|---|---|---|
| 3~ | | | | 3~ | 0 | 10,8 | 14,4 | 18 | 21,6 | 25,2 | 28,8 | 30,6 | 32,4 | 36 | 39,6 | 43,2 | 43,8 | 46,8 |
| | | | | | 0 | 180 | 240 | 300 | 360 | 420 | 480 | 510 | 540 | 600 | 660 | 720 | 730 | 780 |
| | (HP) | (kW) | 3~ | 3x400 V 50 Hz | H (m) | | | | | | | | | | | | | |
| **3U 9...-200/4T** | 3x2 | 3x1,5 | 3x1,77 | 3x3,3 | 47,1 | 43,5 | 42,0 | 40,5 | 38,3 | 35,7 | 32,4 | 30,5 | 28,4 | 23,8 | 18,9 | 14,3 | 13,3 | 7,3 |
| **3U 9...-250/5T** | 3x2,5 | 3x1,87 | 3x2,18 | 3x4,3 | 59,2 | 54,4 | 52,4 | 50,4 | 47,9 | 44,8 | 40,5 | 38,1 | 35,5 | 29,8 | 23,5 | 17,6 | 16,3 | 8,5 |
| **3U 9...-300/6T** | 3x3 | 3x2,2 | 3x2,64 | 3x4,8 | 69,4 | 63,7 | 61,4 | 58,8 | 55,6 | 51,6 | 46,5 | 43,5 | 40,3 | 33,5 | 25,4 | 18,4 | 17,0 | 9,0 |
| **3U 9...-400/7T** | 3x4 | 3x3 | 3x3,0 | 3x5,8 | 82,0 | 76,0 | 73,7 | 70,9 | 67,5 | 63,0 | 57,0 | 53,5 | 49,7 | 41,0 | 31,2 | 21,8 | 20,1 | 9,5 |
| **3U 9...-450/8T** | 3x4,5 | 3x3,37 | 3x3,5 | 3x6,4 | 94,5 | 88,4 | 86,0 | 83,0 | 79,4 | 74,7 | 68,0 | 64,1 | 59,8 | 49,8 | 38,9 | 29,3 | 27,0 | 11,6 |
| **3U 9...-500/9T** | 3x4,5 | 3x3,37 | 3x3,9 | 3x6,9 | 105,4 | 98,9 | 96,1 | 92,7 | 88,5 | 82,8 | 75,0 | 70,4 | 65,4 | 54,5 | 41,8 | 30,3 | 28,0 | 12,5 |
| **3U 9...-550/10T** | 3x5,5 | 3x4 | 3x4,3 | 3x8,1 | 117,6 | 111,0 | 108,4 | 105,3 | 101,1 | 95,1 | 87,2 | 82,2 | 76,7 | 64,8 | 51,2 | 40,0 | 36,4 | 20,1 |

| 3U 18...V/L | P2 | | P1 (kW) | A | Q (m³/h - l/min) | | | | | | | | | | | | | | | | | | |
|---|---|---|---|---|---|---|---|---|---|---|---|---|---|---|---|---|---|---|---|---|---|---|---|
| 3~ | | | | 3~ | 0 | 18 | 21,6 | 25,2 | 28,8 | 30,6 | 32,4 | 36 | 39,6 | 43,2 | 43,8 | 46,8 | 50,4 | 54 | 57,6 | 61,2 | 64,8 | 68,4 | 72 |
| | | | | | 0 | 300 | 360 | 420 | 480 | 510 | 540 | 600 | 660 | 720 | 730 | 780 | 840 | 900 | 960 | 1020 | 1080 | 1140 | 1200 |
| | (HP) | (kW) | 3~ | 3x400 V 50 Hz | H (m) | | | | | | | | | | | | | | | | | | |
| **3U 18...-250/3T** | 3x2,5 | 3x1,85 | 3x2,19 | 3x4,3 | 34,5 | 32,0 | 31,6 | 30,9 | 30,1 | 29,6 | 29,1 | 28,1 | 26,8 | 25,5 | 25,3 | 24,1 | 22,5 | 20,7 | 18,7 | 16,5 | 14,4 | 12,2 | 10,0 |
| **3U 18...-400/4T** | 3x4 | 3x3 | 3x3,0 | 3x5,8 | 46,8 | 44,2 | 43,7 | 43,1 | 42,4 | 41,9 | 41,3 | 40,1 | 38,6 | 36,9 | 36,6 | 35,0 | 32,6 | 30,1 | 27,4 | 24,5 | 21,5 | 18,4 | 15,2 |
| **3U 18...-450/5T** | 3x4,5 | 3x3,37 | 3x3,9 | 3x6,9 | 59,1 | 55,9 | 55,1 | 54,1 | 52,8 | 52,1 | 51,3 | 49,7 | 47,7 | 45,5 | 45,1 | 43,0 | 40,3 | 37,3 | 34,3 | 30,9 | 27,4 | 23,9 | 19,8 |
| **3U 18...-550/6T** | 3x5,5 | 3x4 | 3x4,6 | 3x8,4 | 71,6 | 68,2 | 67,4 | 66,5 | 65,4 | 64,7 | 63,8 | 61,9 | 59,7 | 57,0 | 56,5 | 54,2 | 51,1 | 47,6 | 43,7 | 39,5 | 34,7 | 29,9 | 25,2 |
| **3U 18...-750/8T** | 3x7,5 | 3x5,5 | 3x6,2 | 3x11,2 | 96,1 | 92,6 | 91,5 | 90,1 | 88,5 | 87,6 | 86,6 | 84,4 | 81,6 | 78,3 | 77,7 | 74,5 | 69,8 | 64,7 | 59,1 | 53,3 | 46,9 | 40,5 | 34,3 |
| **3U 18...-900/9T** | 3x10 | 3x7,5 | 3x6,9 | 3x12,8 | 108,0 | 103,6 | 102,3 | 100,8 | 99,0 | 98,0 | 96,9 | 94,1 | 91,1 | 87,5 | 86,8 | 83,0 | 78,3 | 72,6 | 66,2 | 59,6 | 52,6 | 45,5 | 38,3 |

# BOOSTERSET 3 ULTRA LG

| 3U 18LG | P2 | | P1 (kW) | A | Q (m³/h - l/min) | | | | | | | | | | | | | | | | | | |
|---|---|---|---|---|---|---|---|---|---|---|---|---|---|---|---|---|---|---|---|---|---|---|---|
| 3~ | | | | 3~ | 0 | 18 | 21,6 | 25,2 | 28,8 | 30,6 | 32,4 | 36 | 39,6 | 43,2 | 43,8 | 46,8 | 50,4 | 54 | 57,6 | 61,2 | 64,8 | 68,4 | 72 |
| | | | | | 0 | 300 | 360 | 420 | 480 | 510 | 540 | 600 | 660 | 720 | 730 | 780 | 840 | 900 | 960 | 1020 | 1080 | 1140 | 1200 |
| | (HP) | (kW) | 3~ | 3x400 V 50 Hz | H (m) | | | | | | | | | | | | | | | | | | |
| **3U 18LG-920/10T** | 3x10 | 3x7,5 | 3x7,7 | 3x14,0 | 120,7 | 115,6 | 114,5 | 112,7 | 110,4 | 109,0 | 107,4 | 103,9 | 100,3 | 96,0 | 95,2 | 91,2 | 85,5 | 78,3 | 70,8 | 63,1 | 55,5 | 47,5 | 39,1 |
| **3U 18LG-1000/11T** | 3x10 | 3x7,5 | 3x8,3 | 3x13,6 | 134,3 | 129,0 | 128,2 | 126,8 | 124,7 | 123,5 | 122,1 | 119,1 | 115,0 | 110,6 | 109,8 | 105,7 | 99,6 | 92,1 | 83,6 | 75,7 | 67,3 | 59,1 | 50,7 |

# BOOSTERSET 3 ULTRA V/L

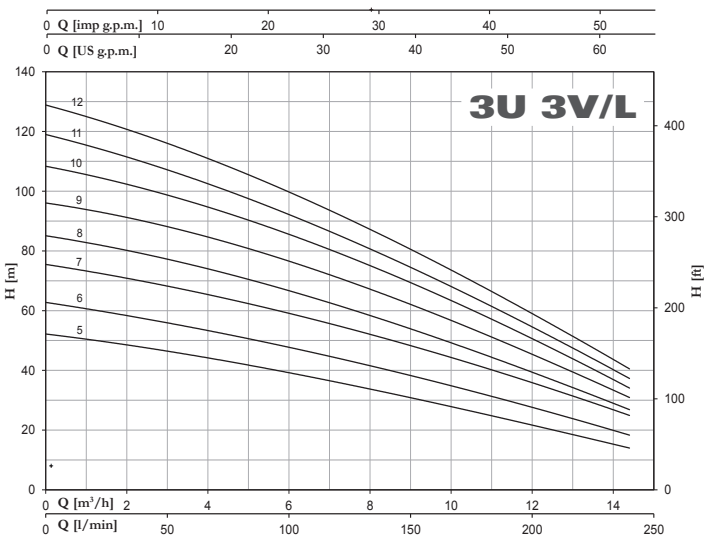


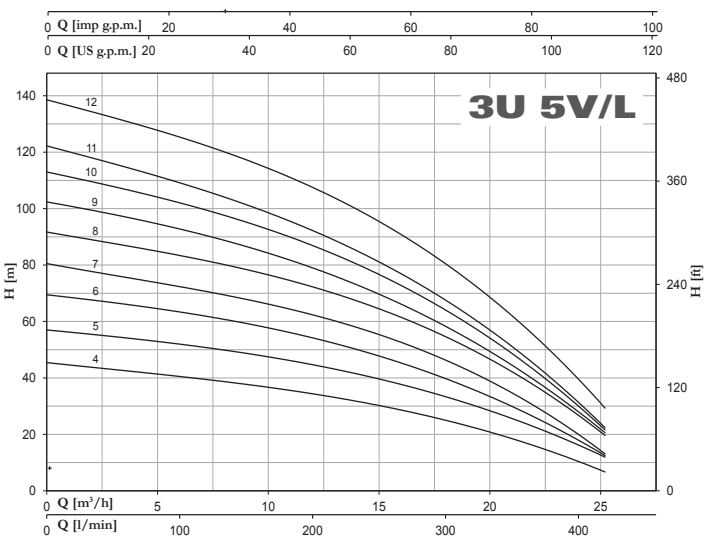


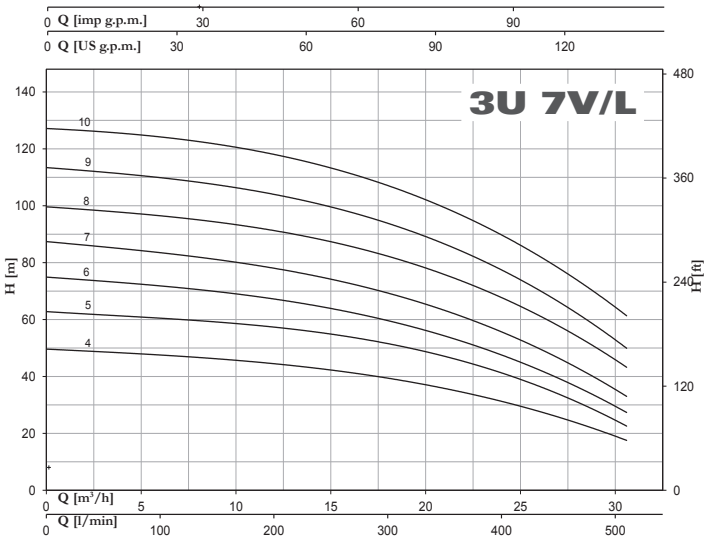


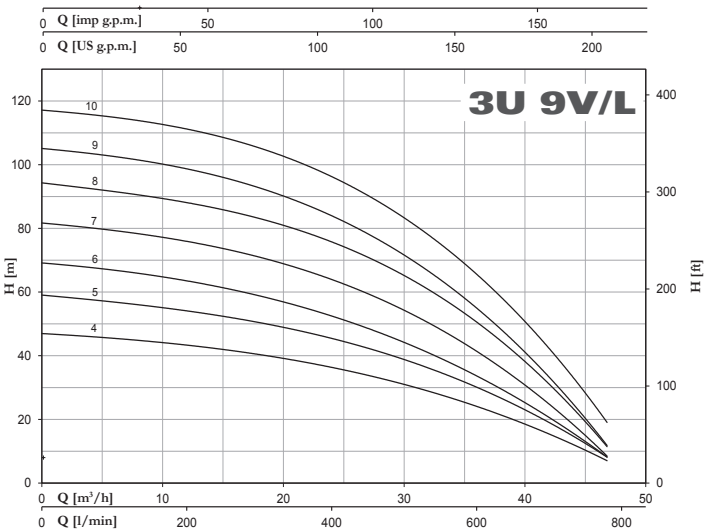


# BOOSTERSET 3 ULTRA LG

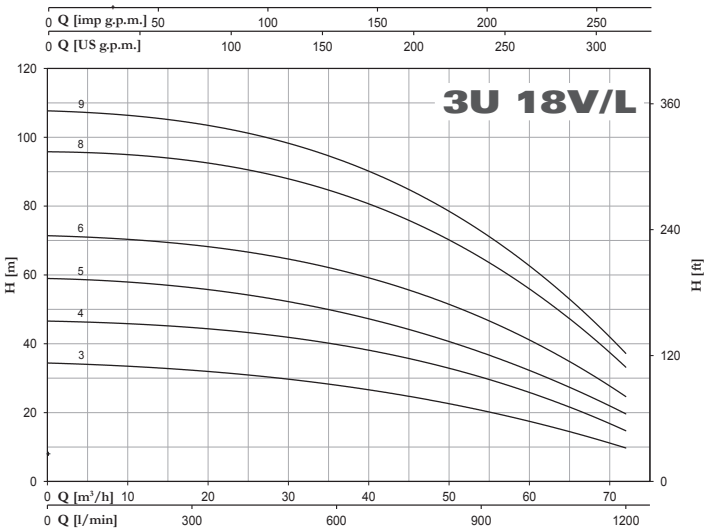


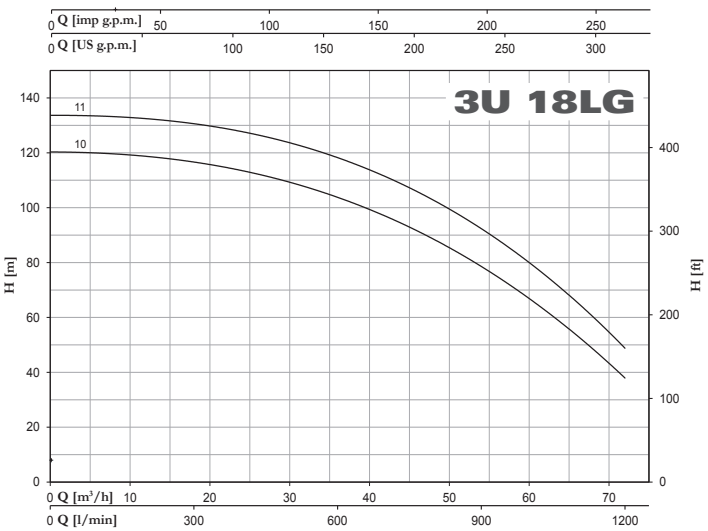

Pentax®
WATER PUMPS

# BOOSTERSET 3 ULTRA SV/SL/SLX

| 3U 3...SV/SL/SLX | P2 | | P1 (kW) | A | Q (m³/h - l/min) | | | | | | |
|---|---|---|---|---|---|---|---|---|---|---|---|
| 3~ | | | | 3~ | 0 | 1,8 | 3,6 | 5,4 | 7,2 | 10,8 | 14,4 |
| | | | | | 0 | 30 | 60 | 90 | 120 | 180 | 240 |
| | | | | 3x400 V 50 Hz | H (m) | | | | | | |
| | (HP) | (kW) | 3~ | | | | | | | | |
| **3U 3...-100/5T** | 3x1 | 3x0,75 | 3x0,9 | 3x1,7 | 55,3 | 53,5 | 50,3 | 46,5 | 42,1 | 31,6 | 17,7 |
| **3U 3...-120/6T** | 3x1,2 | 3x0,9 | 3x1,1 | 3x2,5 | 66,6 | 64,4 | 60,8 | 56,0 | 50,7 | 38,1 | 22,4 |
| **3U 3 ... -150/7T** | 3x1,5 | 3x1,1 | 3x1,3 | 3x2,7 | 80,1 | 77,7 | 74,2 | 69,1 | 63,3 | 48,8 | 30,0 |
| **3U 3...-180/8T** | 3x1,8 | 3x1,3 | 3x1,5 | 3x2,7 | 91,5 | 88,8 | 84,8 | 79,0 | 72,3 | 55,8 | 34,3 |
| **3U 3...-200/9T** | 3x2 | 3x1,5 | 3x1,6 | 3x3 | 103,0 | 99,9 | 95,4 | 88,8 | 81,4 | 62,7 | 38,6 |
| **3U 3...-250/10T** | 3x2,5 | 3x1,8 | 3x1,8 | 3x3,7 | 114,4 | 111,0 | 106,0 | 98,7 | 90,4 | 69,7 | 42,9 |
| **3U 3...-280/11T** | 3x2,8 | 3x2,1 | 3x2 | 3x3,9 | 125,9 | 122,1 | 116,6 | 108,6 | 99,5 | 76,7 | 47,1 |
| **3U 3...-300/12T** | 3x3 | 3x2,2 | 3x2,2 | 3x4,3 | 137,3 | 133,2 | 127,2 | 118,5 | 108,5 | 83,7 | 51,4 |

| 3U 5...SV/SL/SLX | P2 | | P1 (kW) | A | Q (m³/h - l/min) | | | | | | | |
|---|---|---|---|---|---|---|---|---|---|---|---|---|
| 3~ | | | | 3~ | 0 | 5,4 | 7,2 | 10,8 | 14,4 | 18 | 21,6 | 25,2 |
| | | | | | 0 | 90 | 120 | 180 | 240 | 300 | 360 | 420 |
| | | | | 3x400 V 50 Hz | H (m) | | | | | | | |
| | (HP) | (kW) | 3~ | | | | | | | | | |
| **3U 5...-120/4T** | 3x1,2 | 3x0,9 | 3x1,09 | 3x2,4 | 45,5 | 42,2 | 40,7 | 37,2 | 32,9 | 27,4 | 19,8 | 10,4 |
| **3U 5...-150/5T** | 3x1,5 | 3x1,1 | 3x1,31 | 3x2,7 | 57,2 | 53,4 | 51,7 | 47,6 | 42,3 | 35,2 | 25,7 | 14,0 |
| **3U 5...-180/6T** | 3x1,8 | 3x1,3 | 3x1,55 | 3x3 | 68,9 | 64,4 | 62,3 | 57,5 | 51,5 | 43,5 | 32,6 | 18,1 |
| **3U 5...-200/7T** | 3x2 | 3x1,5 | 3x1,77 | 3x3,3 | 81,0 | 75,5 | 73,0 | 67,4 | 60,3 | 51,0 | 38,6 | 21,0 |
| **3U 5...-250/8T** | 3x2,5 | 3x1,9 | 3x2,07 | 3x4 | 92,1 | 86,5 | 84,0 | 77,8 | 70,1 | 60,0 | 45,5 | 26,0 |
| **3U 5...-280/9T** | 3x2,8 | 3x2,1 | 3x2,27 | 3x4,2 | 103,4 | 96,7 | 93,5 | 86,0 | 77,1 | 65,6 | 48,7 | 27,6 |
| **3U 5...-300/10T** | 3x3 | 3x2,2 | 3x2,57 | 3x4,7 | 114,2 | 106,4 | 102,9 | 95,2 | 85,2 | 72,0 | 53,3 | 30,0 |
| **3U 5...-350/11T** | 3x3,5 | 3x2,57 | 3x2,9 | 3x5,3 | 125,1 | 115,7 | 111,8 | 102,6 | 91,6 | 77,1 | 57,1 | 30,7 |
| **3U 5...-380/12T** | 3x4 | 3x3 | 3x3,2 | 3x6,0 | 138,1 | 129,4 | 125,9 | 117,4 | 106,0 | 91,2 | 70,1 | 42,2 |

| 3U 7...SV/SL/SLX | P2 | | P1 (kW) | A | Q (m³/h - l/min) | | | | | | | | |
|---|---|---|---|---|---|---|---|---|---|---|---|---|---|
| 3~ | | | | 3~ | 0 | 7,2 | 10,8 | 14,4 | 18 | 21,6 | 25,2 | 28,8 | 32,4 |
| | | | | | 0 | 120 | 180 | 240 | 300 | 360 | 420 | 480 | 540 |
| | | | | 3x400 V 50 Hz | H (m) | | | | | | | | |
| | (HP) | (kW) | 3~ | | | | | | | | | | |
| **3U 7... -180/4T** | 3x1,8 | 3x1,3 | 3x1,62 | 3x3,1 | 48,0 | 46,3 | 45,7 | 43,6 | 40,4 | 36,4 | 31,4 | 25,0 | 17,2 |
| **3U 7...-250/5T** | 3x2,5 | 3x1,9 | 3x2,05 | 3x4,1 | 60,3 | 59,0 | 58,2 | 55,7 | 52,2 | 47,4 | 41,3 | 33,5 | 23,5 |
| **3U 7... -300/6T** | 3x3 | 3x2,2 | 3x2,44 | 3x4,8 | 71,8 | 70,0 | 68,9 | 65,7 | 61,3 | 55,4 | 48,1 | 38, 5 | 26,0 |
| **3U 7...-350/7T** | 3x3,5 | 3x2,57 | 3x2,9 | 3x5,3 | 83,5 | 80,7 | 78,8 | 74,7 | 69,4 | 62,6 | 53,9 | 42,7 | 27,5 |
| **3U 7...-400/8T** | 3x4 | 3x3 | 3x3,3 | 3x6,1 | 95,6 | 93,3 | 91,4 | 87,2 | 81,6 | 74,2 | 64,8 | 51,9 | 33,0 |
| **3U 7...-450/9T** | 3x4,5 | 3x3,37 | 3x3,7 | 3x6,7 | 108,5 | 106,5 | 105,1 | 101,0 | 95,0 | 87,2 | 76,6 | 62,6 | 39,5 |
| **3U 7...-550/10T** | 3x5,5 | 3x4 | 3x4,1 | 3x7,9 | 121,5 | 120,1 | 119,3 | 115,3 | 109,2 | 100,8 | 89,8 | 75,0 | 55,4 |

# BOOSTERSET 3 ULTRA SV/SL/SLX

| 3U 9...SV/SL/SLX | P2 | | P1 (kW) | A | Q (m³/h - l/min) | | | | | | | | | | | |
|---|---|---|---|---|---|---|---|---|---|---|---|---|---|---|---|---|
| 3~ | | | | 3~ | 0 | 10,8 | 14,4 | 18 | 21,6 | 25,2 | 28,8 | 32,4 | 36 | 39,6 | 43,2 | 46,8 |
| | | | | | 0 | 180 | 240 | 300 | 360 | 420 | 480 | 540 | 600 | 660 | 720 | 780 |
| | (HP) | (kW) | 3~ | 3x400 V 50 Hz | H (m) | | | | | | | | | | | |
| **3U 9...-200/4T** | 3x2 | 3x1,5 | 3x1,77 | 3x3,3 | 47,6 | 43,5 | 42,1 | 40,1 | 38,1 | 35,7 | 32,7 | 28,9 | 24,2 | 19,0 | 13,1 | 7,1 |
| **3U 9...-250/5T** | 3x2,5 | 3x1,87 | 3x2,23 | 3x4,3 | 60,0 | 54,8 | 53,0 | 51,0 | 48,2 | 45,4 | 42,0 | 37,3 | 31,6 | 25,0 | 18,0 | 10,6 |
| **3U 9...-300/6T** | 3x3 | 3x2,2 | 3x2,58 | 3x4,9 | 71,8 | 64,9 | 63,0 | 59,9 | 57,0 | 53,7 | 49,7 | 44,3 | 37,0 | 29,5 | 20,8 | 11,1 |
| **3U 9...-400/7T** | 3x4 | 3x3 | 3x3,1 | 3x5,9 | 83,3 | 76,7 | 74,9 | 71,8 | 68,3 | 64,6 | 59,9 | 53,5 | 44,8 | 35,9 | 25,7 | 14,3 |
| **3U 9...-450/8T** | 3x4,5 | 3x3,37 | 3x3,6 | 3x6,5 | 97,3 | 89,5 | 87,3 | 84,0 | 80,5 | 76,5 | 71,6 | 64,8 | 54,9 | 44,0 | 32,4 | 19,7 |
| **3U 9...-500/9T** | 3x4,5 | 3x3,37 | 3x4,0 | 3x7,0 | 109,0 | 100,0 | 97,6 | 93,6 | 89,5 | 85,0 | 79,4 | 71,6 | 60,1 | 48,0 | 34,9 | 21,9 |
| **3U 9...-550/10T** | 3x5,5 | 3x4 | 3x4,4 | 3x8,2 | 122,0 | 112,8 | 110,5 | 106,5 | 102,2 | 97,3 | 91,6 | 82,8 | 70,7 | 57,1 | 42,3 | 26,5 |

| 3U 18...SV/SL/SLX | P2 | | P1 (kW) | A | Q (m³/h - l/min) | | | | | | | | | | | | | | | | |
|---|---|---|---|---|---|---|---|---|---|---|---|---|---|---|---|---|---|---|---|---|---|
| 3~ | | | | 3~ | 0 | 18 | 21,6 | 25,2 | 28,8 | 32,4 | 36 | 39,6 | 43,2 | 46,8 | 50,4 | 54 | 57,6 | 61,2 | 64,8 | 68,4 | 72 |
| | | | | | 0 | 300 | 360 | 420 | 480 | 540 | 600 | 660 | 720 | 780 | 840 | 900 | 960 | 1020 | 1080 | 1140 | 1200 |
| | (HP) | (kW) | 3~ | 3x400 V 50 Hz | H (m) | | | | | | | | | | | | | | | | |
| **3U 18...-250/3T** | 3x2,5 | 3x1,85 | 3x2,29 | 3x4,4 | 35,7 | 33,1 | 32,3 | 31,3 | 30,4 | 29,4 | 28,4 | 27,4 | 26,3 | 25,1 | 24,0 | 22,8 | 21,4 | 19,6 | 17,8 | 15,4 | 12,9 |
| **3U 18...-400/4T** | 3x4 | 3x3 | 3x3,1 | 3x5,9 | 47,9 | 45,0 | 44,0 | 42,8 | 41,7 | 40,5 | 39,1 | 37,8 | 36,6 | 35,2 | 33,9 | 32,2 | 30,2 | 28,0 | 25,1 | 22,1 | 18,1 |
| **3U 18...-450/5T** | 3x4,5 | 3x3,37 | 3x3,9 | 3x6,9 | 58,1 | 54,3 | 53,1 | 51,8 | 50,4 | 49,0 | 47,4 | 45,9 | 44,3 | 42,7 | 41,0 | 39,2 | 37,0 | 34,0 | 30,8 | 26,9 | 23,0 |
| **3U 18...-550/6T** | 3x5,5 | 3x4 | 3x4,7 | 3x8,5 | 70,5 | 66,4 | 65,0 | 63,6 | 62,0 | 60,5 | 58,9 | 57,2 | 55,4 | 53,5 | 51,5 | 49,3 | 46,3 | 43,3 | 39,4 | 34,9 | 30,4 |
| **3U 18...-750/8T** | 3x7,5 | 3x5,5 | 3x6,2 | 3x11,2 | 95,9 | 90,9 | 89,58 | 88,0 | 86,1 | 83,9 | 81,6 | 79,5 | 76,8 | 74,4 | 71,8 | 68,5 | 65,0 | 60,4 | 55,2 | 49,0 | 42,2 |
| **3U 18...-900/9T** | 3x10 | 3x7,5 | 3x7,0 | 3x12,9 | 106,4 | 101,8 | 100,4 | 98,6 | 96,1 | 93,5 | 91,0 | 88,2 | 85,5 | 82,7 | 79,7 | 76,2 | 72,1 | 66,9 | 60,8 | 53,7 | 46,1 |

# BOOSTERSET 3 ULTRA SV/SL/SLX

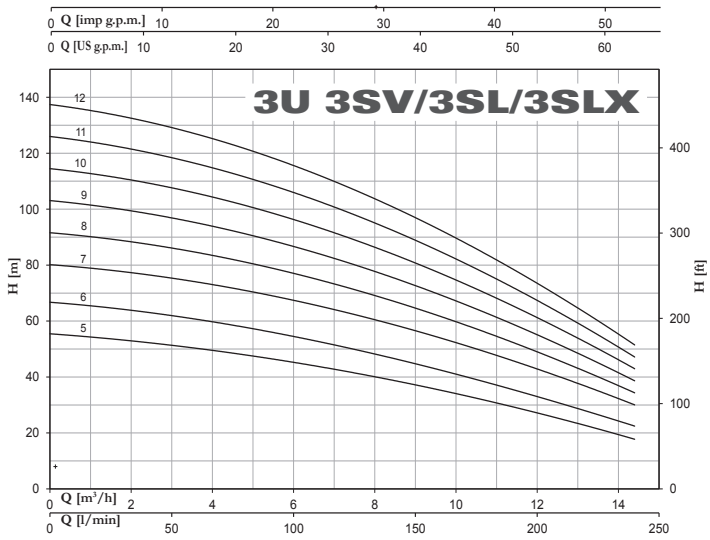


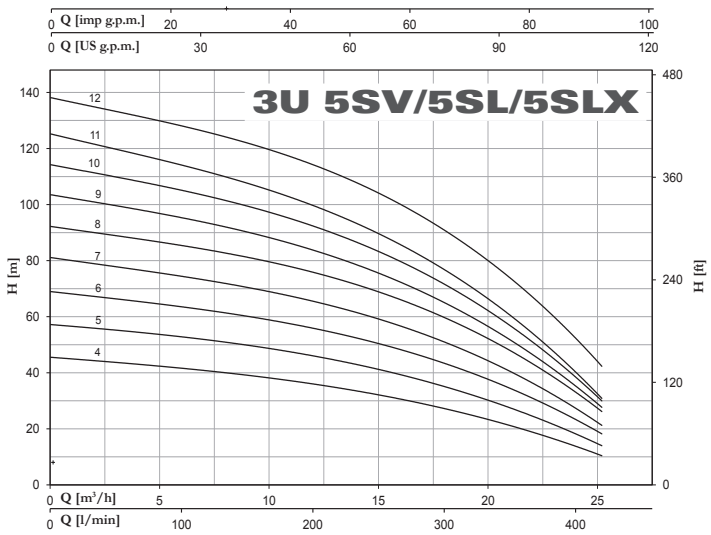


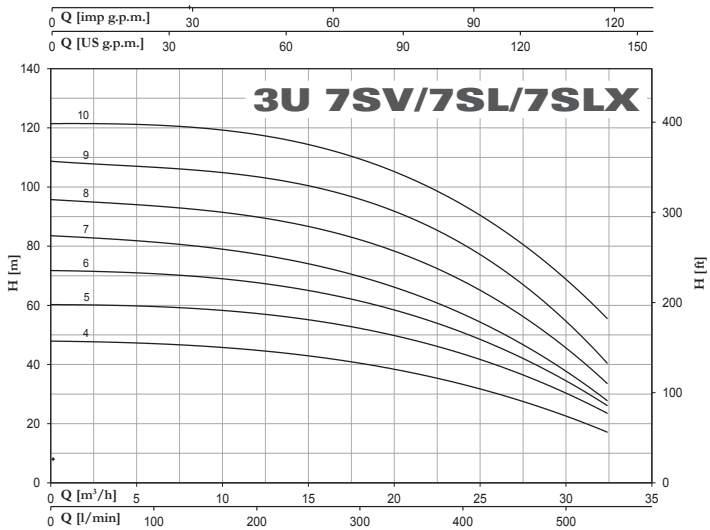


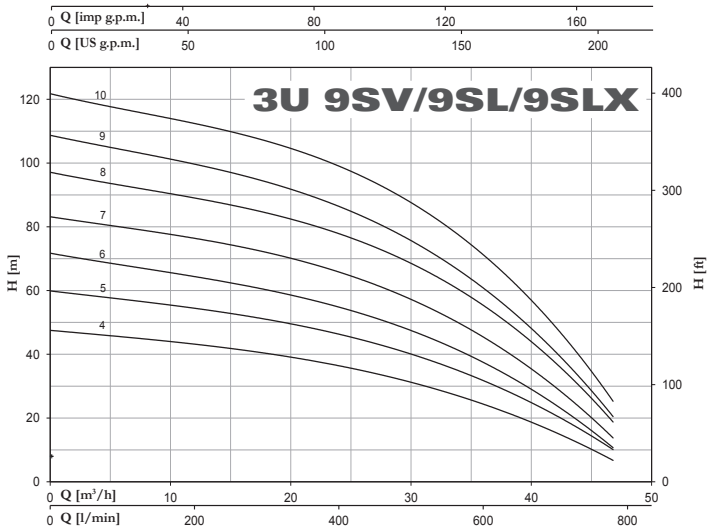


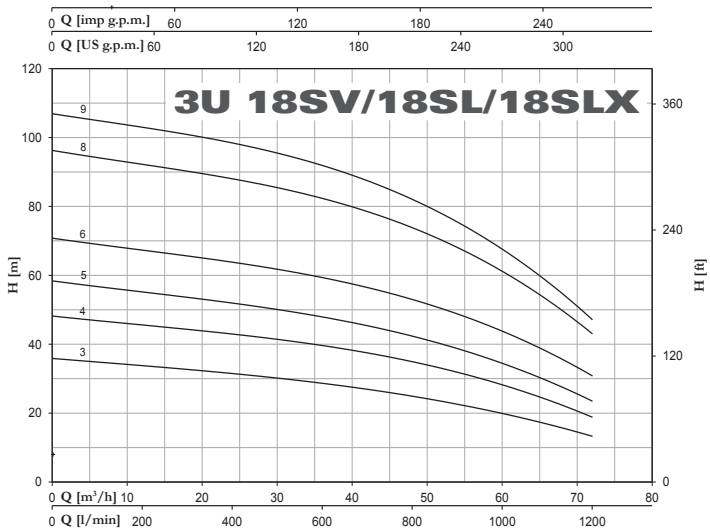

# BOOSTERSET 3 ULTRA V/SV

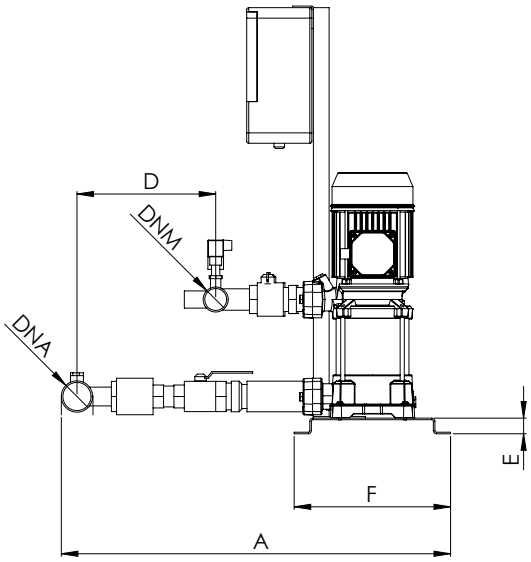


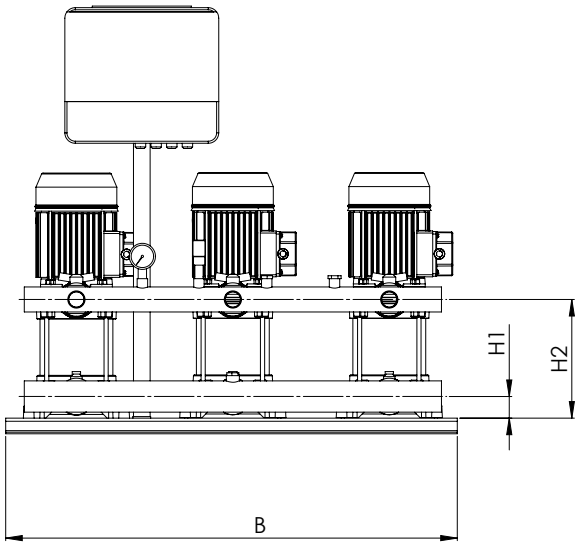


| 3U V/SV | DIMENSIONS (mm) | | | | | | | | | Kg |
|---|---|---|---|---|---|---|---|---|---|---|
| | A | B | D | E | F | H1 | H2 | DNA | DNM | |
| **3U 3...-100/5** | 580 | 866 | 110 | 30 | 300 | 40 | 178 | 2″ G | 1″1/2 G | 75 |
| **3U 3...-120/6** | 580 | 866 | 110 | 30 | 300 | 40 | 202 | | | 78 |
| **3U 3...-150/7** | 580 | 866 | 110 | 30 | 300 | 40 | 226 | | | 87 |
| **3U 3...-180/8** | 580 | 866 | 110 | 30 | 300 | 40 | 250 | | | 90 |
| **3U 3...-200/9** | 580 | 866 | 110 | 30 | 300 | 40 | 274 | | | 95 |
| **3U 3...-250/10** | 580 | 866 | 110 | 30 | 300 | 40 | 298 | | | 98 |
| **3U 3...-280/11** | 580 | 866 | 110 | 30 | 300 | 40 | 322 | | | 102 |
| **3U 3...-300/12** | 580 | 866 | 110 | 30 | 300 | 40 | - | | | - |
| **3U 5...-120/4** | 590 | 866 | 110 | 30 | 300 | 40 | 178 | 2″1/2 G | 2″G | 81 |
| **3U 5...-150/5** | 590 | 866 | 110 | 30 | 300 | 40 | 202 | | | 86 |
| **3U 5...-180/6** | 590 | 866 | 110 | 30 | 300 | 40 | 226 | | | 89 |
| **3U 5...-200/7** | 590 | 866 | 110 | 30 | 300 | 40 | 250 | | | 93 |
| **3U 5...-250/8** | 590 | 866 | 110 | 30 | 300 | 40 | 274 | | | 97 |
| **3U 5...-280/9** | 590 | 866 | 110 | 30 | 300 | 40 | 298 | | | 100 |
| **3U 5...-300/10** | 590 | 866 | 110 | 30 | 300 | 40 | 322 | | | 104 |
| **3U 5...-350/11** | 590 | 866 | 110 | 30 | 300 | 40 | 346 | | | 111 |
| **3U 5...-380/12** | 590 | 866 | 110 | 30 | 300 | 40 | - | | | - |
| **3U 7... -180/4** | 640 | 866 | 145 | 30 | 300 | 40 | 178 | 3″ G | 2″1/2 G | 94 |
| **3U 7... -250/5** | 640 | 866 | 145 | 30 | 300 | 40 | 202 | | | 102 |
| **3U 7... -300/6** | 640 | 866 | 145 | 30 | 300 | 40 | 226 | | | 109 |
| **3U 7... -350/7** | 640 | 866 | 145 | 30 | 300 | 40 | 250 | | | 113 |
| **3U 7... -400/8** | 640 | 866 | 145 | 30 | 300 | 40 | 274 | | | 121 |
| **3U 7... -450/9** | 640 | 866 | 145 | 30 | 300 | 40 | 301 | | | 133 |
| **3U 7... -550/10** | 640 | 866 | 145 | 30 | 300 | 40 | 325 | | | 147 |
| **3U 9... -200/4** | 640 | 866 | 145 | 30 | 300 | 40 | 202 | 3″ G | 2″1/2 G | 97 |
| **3U 9... -250/5** | 640 | 866 | 145 | 30 | 300 | 40 | 232 | | | 99 |
| **3U 9... -300/6** | 640 | 866 | 145 | 30 | 300 | 40 | 262 | | | 104 |
| **3U 9... -400/7** | 640 | 866 | 145 | 30 | 300 | 40 | 292 | | | 119 |
| **3U 9... -450/8** | 640 | 866 | 145 | 30 | 300 | 40 | 325 | | | 132 |
| **3U 9... -500/9** | 640 | 866 | 145 | 30 | 300 | 40 | 355 | | | 137 |
| **3U 9... -550/10** | 640 | 866 | 145 | 30 | 300 | 40 | 385 | | | 146 |
| **3U 18...-250/3** | - | 866 | 170 | 30 | 300 | 50 | 211 | 4″ G | 3″ G | 112 |
| **3U 18...-400/4** | - | 866 | 170 | 30 | 300 | 50 | 248 | | | 127 |
| **3U 18...-450/5** | - | 866 | 170 | 30 | 300 | 50 | 289 | | | 143 |
| **3U 18...-550/6** | - | 866 | 170 | 30 | 300 | 50 | 326 | | | 152 |
| **3U 18...-750/8** | - | 866 | 170 | 30 | 300 | 50 | 401 | | | 186 |
| **3U 18...-900/9** | - | 866 | 170 | 30 | 300 | 50 | 439 | | | 195 |

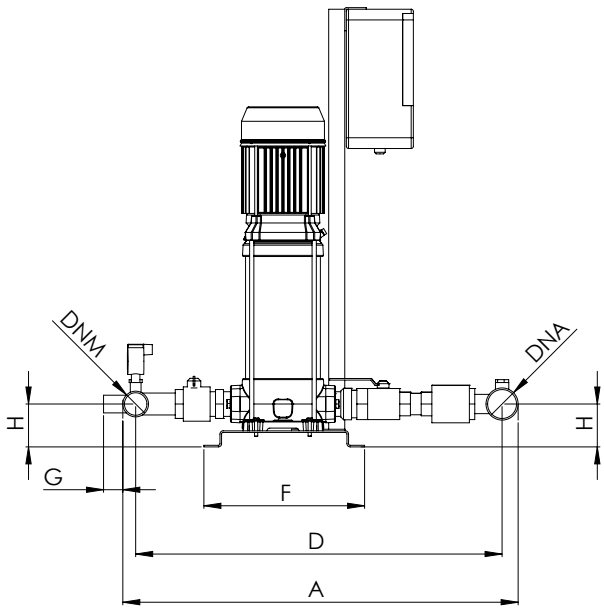


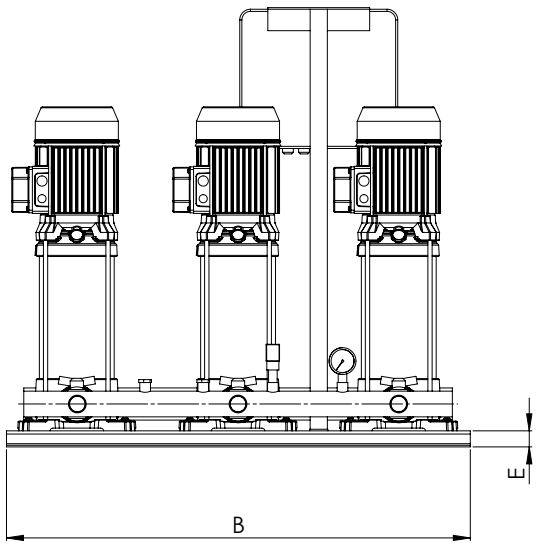


| 3U L/SL/SLX | DIMENSIONS (mm) | | | | | | | | | Kg |
|---|---|---|---|---|---|---|---|---|---|---|
| | A | B | D | E | F | G | H | DNA | DNM | |
| **3U 3...-100/5** | 660 | 866 | 610 | 30 | 300 | 30 | 50 | 2″ G | 1″1/2 G | 80 |
| **3U 3...-120/6** | 660 | 866 | 610 | 30 | 300 | 30 | 50 | | | 81 |
| **3U 3...-150/7** | 660 | 866 | 610 | 30 | 300 | 30 | 50 | | | 92 |
| **3U 3...-180/8** | 660 | 866 | 610 | 30 | 300 | 30 | 50 | | | 96 |
| **3U 3...-200/9** | 660 | 866 | 610 | 30 | 300 | 30 | 50 | | | 102 |
| **3U 3...-250/10** | 660 | 866 | 610 | 30 | 300 | 30 | 50 | | | 105 |
| **3U 3...-280/11** | 660 | 866 | 610 | 30 | 300 | 30 | 50 | | | 110 |
| **3U 3...-300/12** | 660 | 866 | 610 | 30 | 300 | 30 | 50 | | | - |
| **3U 5...-120/4** | 675 | 866 | 620 | 30 | 300 | 30 | 50 | 2″1/2 G | 2″G | 81 |
| **3U 5...-150/5** | 675 | 866 | 620 | 30 | 300 | 30 | 50 | | | 86 |
| **3U 5...-180/6** | 675 | 866 | 620 | 30 | 300 | 30 | 50 | | | 89 |
| **3U 5...-200/7** | 675 | 866 | 620 | 30 | 300 | 30 | 50 | | | 93 |
| **3U 5...-250/8** | 675 | 866 | 620 | 30 | 300 | 30 | 50 | | | 95 |
| **3U 5...-280/9** | 675 | 866 | 620 | 30 | 300 | 30 | 50 | | | 99 |
| **3U 5...-300/10** | 675 | 866 | 620 | 30 | 300 | 30 | 50 | | | 102 |
| **3U 5...-350/11** | 675 | 866 | 620 | 30 | 300 | 30 | 50 | | | 110 |
| **3U 5...-380/12** | 675 | 866 | 620 | 30 | 300 | 30 | 50 | | | - |
| **3U 7...-180/4** | 770 | 866 | 695 | 30 | 300 | 30 | 50 | 3″ G | 2″1/2 G | 93 |
| **3U 7...-250/5** | 770 | 866 | 695 | 30 | 300 | 30 | 50 | | | 98 |
| **3U 7...-300/6** | 770 | 866 | 695 | 30 | 300 | 30 | 50 | | | 104 |
| **3U 7...-350/7** | 770 | 866 | 695 | 30 | 300 | 30 | 50 | | | 108 |
| **3U 7...-400/8** | 770 | 866 | 695 | 30 | 300 | 30 | 50 | | | 118 |
| **3U 7...-450/9** | 770 | 866 | 695 | 30 | 300 | 30 | 50 | | | 127 |
| **3U 7...-550/10** | 770 | 866 | 695 | 30 | 300 | 30 | 50 | | | 139 |
| **3U 9...-200/4** | 800 | 866 | 705 | 30 | 300 | 30 | 80 | 3″ G | 2″1/2 G | 101 |
| **3U 9...-250/5** | 800 | 866 | 705 | 30 | 300 | 30 | 80 | | | 104 |
| **3U 9...-300/6** | 800 | 866 | 705 | 30 | 300 | 30 | 80 | | | 109 |
| **3U 9...-400/7** | 800 | 866 | 705 | 30 | 300 | 30 | 80 | | | 122 |
| **3U 9...-450/8** | 800 | 866 | 705 | 30 | 300 | 30 | 80 | | | 133 |
| **3U 9...-500/9** | 800 | 866 | 705 | 30 | 300 | 30 | 80 | | | 137 |
| **3U 9...-550/10** | 800 | 866 | 705 | 30 | 300 | 30 | 80 | | | 146 |
| **3U 18...-250/3T** | 865 | 866 | 785 | 30 | 300 | 30 | 90 | 4″ G | 3″ G | 114 |
| **3U 18...-400/4T** | 865 | 866 | 785 | 30 | 300 | 30 | 90 | | | 129 |
| **3U 18...-450/5T** | 865 | 866 | 785 | 30 | 300 | 30 | 90 | | | 138 |
| **3U 18...-550/6T** | 865 | 866 | 785 | 30 | 300 | 30 | 90 | | | 153 |
| **3U 18...-750/8T** | 865 | 866 | 785 | 30 | 300 | 30 | 90 | | | 167 |
| **3U 18...-900/9T** | 865 | 866 | 785 | 30 | 300 | 30 | 90 | | | 170 |

# BOOSTERSET 3 ULTRA LG

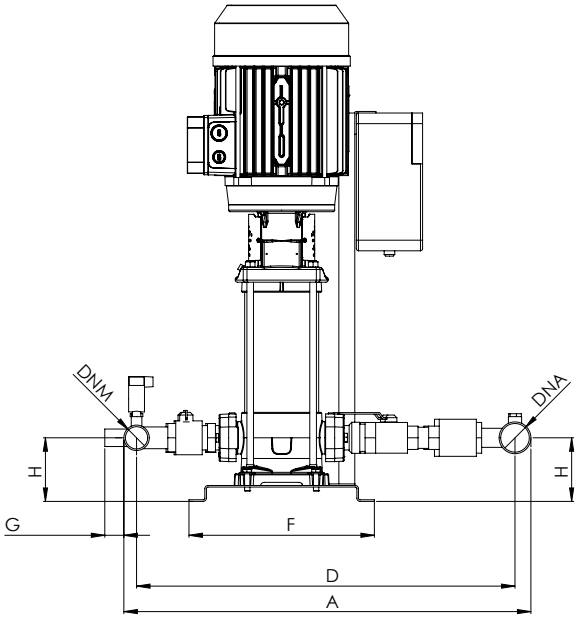


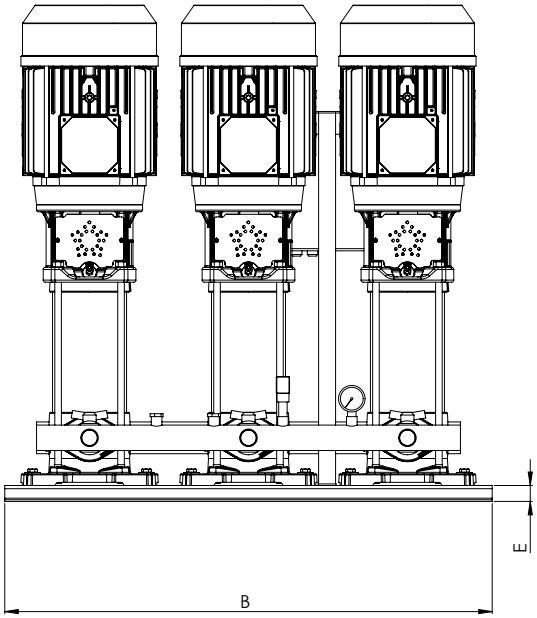


| 3U LG | DIMENSIONS (mm) | | | | | | | | | Kg |
|---|---|---|---|---|---|---|---|---|---|---|
| | A | B | D | E | F | G | H | DNA | DNM | |
| **3U 18...-920/10T** | 865 | 920 | 760 | 30 | 350 | 30 | 90 | 4″ G | 3″ G | 263 |
| **3U 18...-1000/11T** | 865 | 920 | 760 | 30 | 350 | 30 | 90 | | | 285 |

# ALTRE COSTRUZIONI DI SERIE / OTHER STANDARD UNITS
# OTRAS FABRICACIONES DE SERIE / AUTRES CONSTRUCTIONS DE SÉRIE

### GRUPPI DI PRESSURIZZAZIONE COMPOSTI DA UNA ELETTROPOMPA
Possono essere eseguiti con tutti i modelli di elettropompe disponibili nel presente catalogo.

### PRESSURIZATION UNITS INCLUDING ONE ELECTRIC PUMP
Can be made using any electric pump included in this catalogue.

### GRUPOS DE PRESURIZACIÓN COMPUESTOS POR UNA ELECTROBOMBA
Pueden efectuarse con todos los modelos de electrobombas disponibles en este catálogo.

### GROUPES DE PRESSURISATION COMPOSÉS D'UNE ÉLECTROPOMPE
Ils peuvent être réalisés avec tous les modèles d'électropompes disponibles dans ce catalogue.

### GRUPPI DI PRESSURIZZAZIONE COMPOSTI DA TRE ELETTROPOMPE
Possono essere eseguiti con tutti i modelli di elettropompe disponibili nel presente catalogo.

### PRESSURIZATION UNITS INCLUDING THREE ELECTRIC PUMPS
Can be made using any electric pump include in this catalogue.

### GRUPOS DE PRESURIZACIÓN COMPUESTOS POR TRES ELECTROBOMBAS
Pueden efectuarse con todos los modelos de electrobombas disponibles en este catálogo.

### GROUPES DE PRESSURISATION COMPOSÉS DE TROIS ÉLECTROPOMPES
Ils peuvent être réalisés avec tous les modèles d'électropompes disponibles dans ce catalogue.

### GRUPPI DI PRESSURIZZAZIONE CON ELETTROPOMPA PILOTA
La pompa pilota può essere inserita nei modelli di potenza maggiore, per soddisfare piccole richieste d'acqua.

### PRESSURIZATION UNITS INCLUDING ONE ELECTRIC PILOT PUMP
A pilot pump can be added to the more powerful units to handle limited water demands.

### GRUPOS DE PRESURIZACIÓN CON ELECTROBOMBA PILOTO
La bomba piloto puede introducirse en los modelos con mayor potencia para satisfacer pequeñas necesidades de agua.

### GROUPES DE PRESSURISATION AVEC UNE ÉLECTROPOMPE PILOTE
La pompe pilote peut être insérée dans les modèles ayant une puissance supérieure, pour satisfaire de petites exigences d'eau.

# ALTRE COSTRUZIONI DI SERIE / OTHER STANDARD UNITS
# OTRAS FABRICACIONES DE SERIE / AUTRES CONSTRUCTIONS DE SÉRIE

### GRUPPI DI PRESSURIZZAZIONE IN ACCIAIO INOX

Possono essere eseguiti con tutti i modelli di elettropompe, con parti idrauliche a contatto con l'acqua in acciaio inox, disponibili nel presente catalogo.

### STAINLESS STEEL PRESSURIZATION UNITS

Can be made using any electric pump (in which the parts that come in contact with water are made of stainless steel) included in this catalogue.

### GRUPOS DE PRESURIZACIÓN DE ACERO INOXIDABLE

Pueden efectuarse con todos los modelos de electrobombas disponibles en este catálogo con piezas hidráulicas de acero inoxidable que están en contacto con el agua.

### GROUPES DE PRESSURISATION EN ACIER INOX

Ils peuvent être réalisés avec tous les modèles d'électropompe, avec les parties hydrauliques en contact avec l'eau en acier inox, disponibles dans ce catalogue.

### GRUPPI DI PRESSURIZZAZIONE CON ELETTROPOMPE MONOBLOCCO CM NORMALIZZATE

### PRESSURIZATION UNITS WITH MONOBLOC ELECTROPUMPS CM NORMALIZZATE

### GRUPOS DE PRESURIZACIÓN CON ELECTROBOMBAS MONOBLOQUE CM NORMALIZADAS

### GROUPES DE PRESSURISATION AVEC DES ÉLECTROPOMPES MONOBLOC CM NORMALISÉES

# COSTRUZIONI FUORI SERIE / NON-STANDARD UNITS
# FABRICACIONES FUERA DE SERIE / CONSTRUCTIONS HORS SÉRIE

Per qualsiasi costruzione fuori serie il nostro ufficio tecnico sarà a disposizione per valutare le richieste e fornire il supporto necessario.

Our Engineering Department will take into consideration any special requests for non-standard requirements and provide the necessary support.

Para cualquier fabricación fuera de serie, nuestro departamento técnico será disponible para valorar las necesidades y ofrecer el apoyo necesario.

Pour toute construction hors série, notre bureau technique sera à votre disposition pour évaluer les demandes et fournir le support nécessaire.

# AQUADOMUS

AquaDomus è un sistema integrato 'Plug&Play' per gestire la pressurizzazione dell'acqua per applicazioni domestiche e residenziali. Il controllo elettronico (E-IPFC) gestisce il funzionamento del sistema al fine di mantenere costante la pressione anche se cambiano le condizioni di utilizzo. Può essere guidato e monitorato da un'app dedicata «Pentax IPFC». Consiste in una pompa multistadio con motore sincrono a magnete permanente, inverter per il controllo

AquaDomus is an integrated 'Plug&Play' system to manage water pressurization for domestic and residential applications. The electronic control (E-IPFC) manages the operation of the system in order to maintain the pressure constant even if the conditions of use change. It can be driven and monitored by a dedicated app "Pentax IPFC".
It consists of a multistage pump, a permanent magnet synchronous motor, an electronic inverter control, an expansion tank, a no return valve, a pressure sensor, a cable with plug.

AquaDomus es unsistema integrado 'Plug&Play'. Suministro y presurización de agua para aplicaciones domésticas y residenciales. El variador de velocidad (E-IPFC) gestiona el funcionamiento del sistema con el fin garantizar una presión constante, en todos los grifos y en todo momento al variar el consumo de agua. Aplicación dedicada "Pentax IPFC" para la programación y el control del sistema.
Consiste en una bomba multietapa, un motor síncrono de imán permanente, variador de velocidad, sensor de presión, un pequeño tanque de expansión, una válvula de retención, un cable con enchufe.

AquaDomus is an integrated 'Plug&Play' system to manage water pressurization for domestic and residential applications. The electronic control (E-IPFC) manages the operation of the system in order to maintain the pressure constant even if the conditions of use change. Application "Pentax IPFC" dédiée pour la programmation et la surveillance.
Il se compose d'une pompe multicellulaire, d'un moteur synchrone à aimants permanents avec la relative commande électronique, d'un vase d'expansion, d'un clapet anti-retour, d'un capteur de pression, et un cable avec prise.

| CONSTRUCTION FEATURES | |
|---|---|
| **Liquid temperature** | -5 ÷ +35 °C |
| **Rated pressure** | max 7 bar |
| **4 poles synchronous motor with permanent magnet** | 4200 RPM |
| **Input voltage** | 1~ 230V-50Hz; 1~ 220V-60Hz |
| **Insulation class** | F |
| **Protection degree** | IPX4 |

## PLUS

Constant pressure even if the conditions of use change

Dedicated Pentax IPFC App for programming and monitoring (compatible with Ios and Android)

Bluetooth smart pump

# Pentax IPFC

## Dedicated app for control and programming of AquaDomus

Download on the App Store

Available on the Google Play

### App Functionality

**1 Monitor**

Monitoring several operative parameters.
Obtaining energy consumption statistics and check alarm history.

**2 Program**

Create programs, save them in the archive, copy them to other devices and share them among multiple users.

**3 Archive**

Create reports with the ability to insert notes, images and send them by e-mail or keep them in the digital archive.

**4 Remote**

Remotely control an AquaDomus via wi-fi or GSM by using a nearby smartphone as a modem.

**5 Manuals**

Access manuals and supplementary technical documentation.

**6 Guide**

Receive online assistance on parameters and alarms.

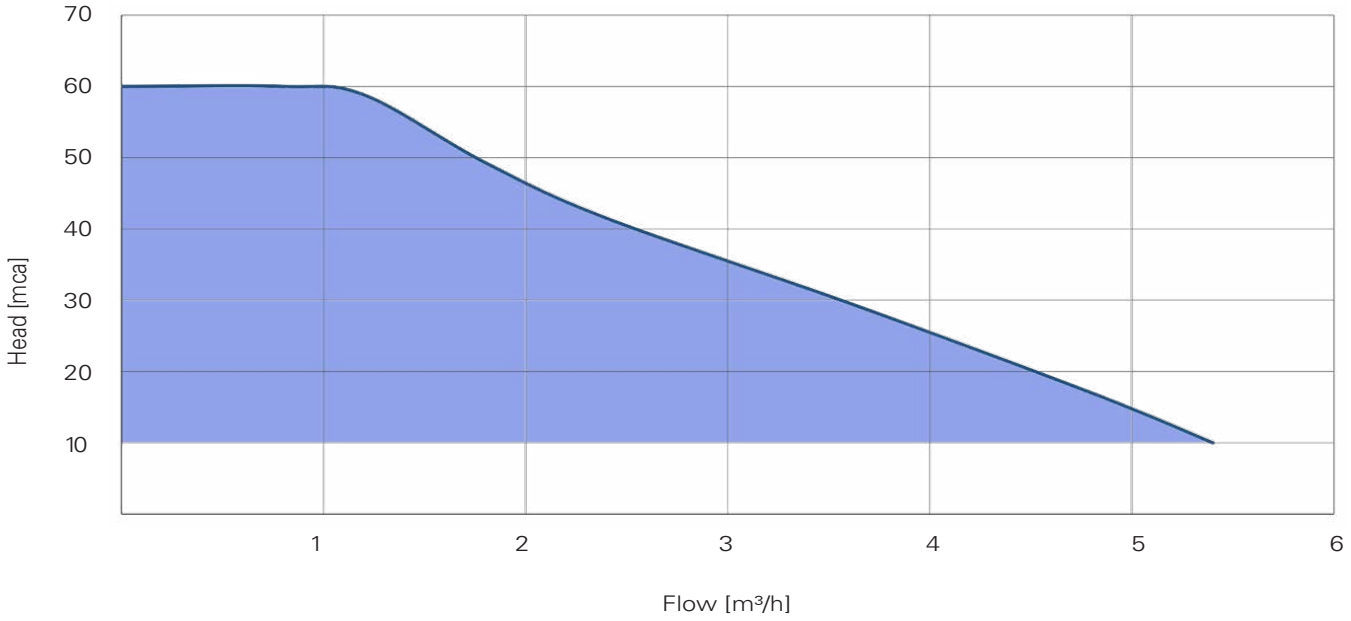


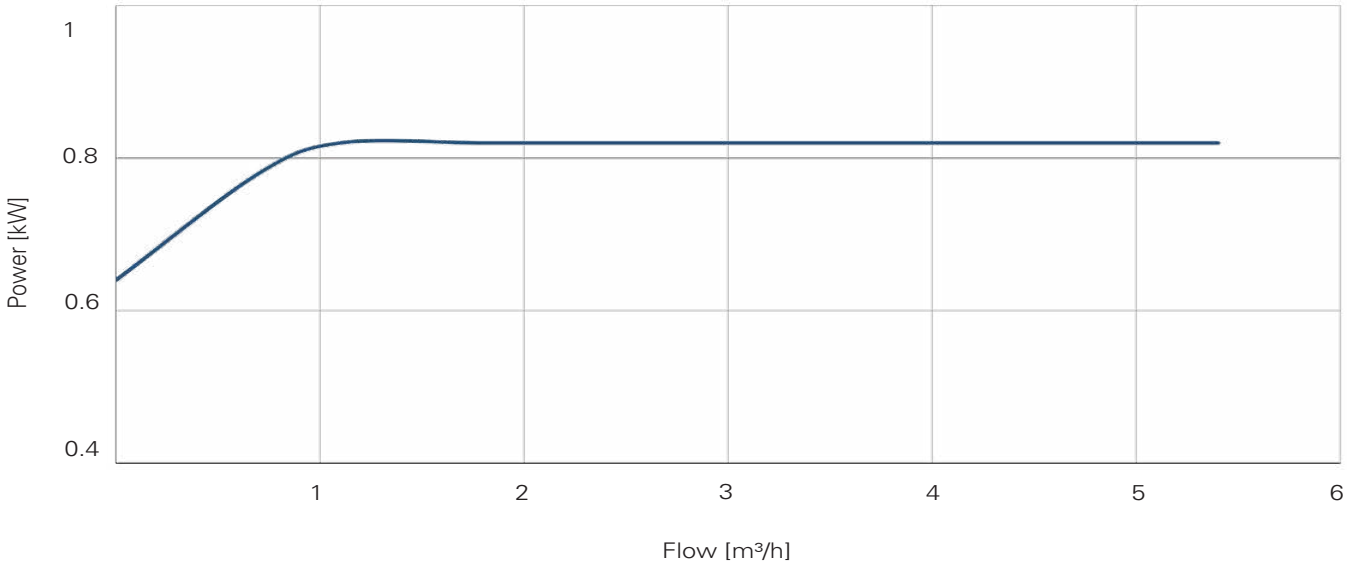


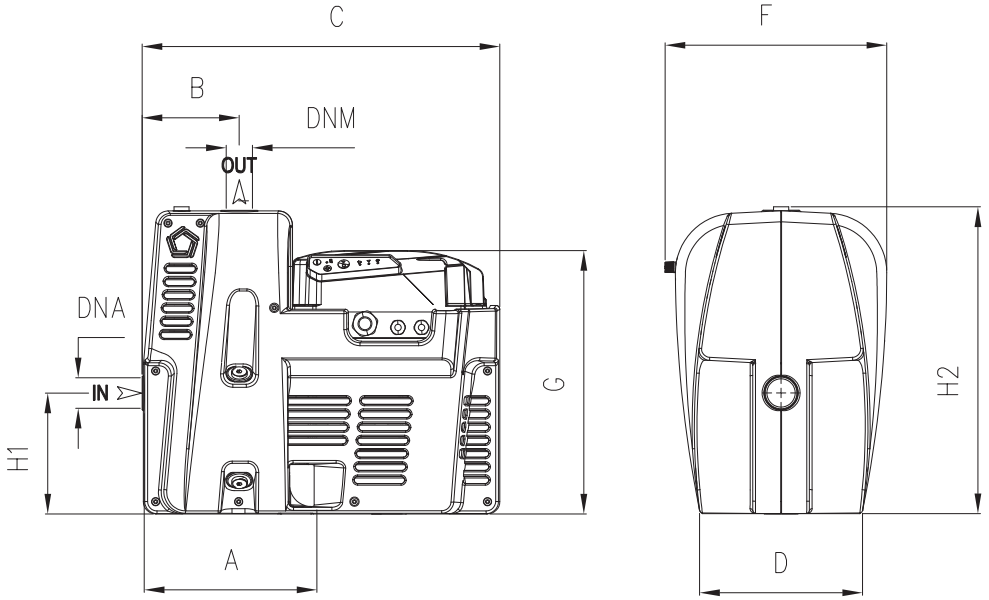


| TYPE | DIMENSIONS (mm) | | | | | | | | | | Kg |
|---|---|---|---|---|---|---|---|---|---|---|---|
| | A | B | C | D | F | G | H1 | H2 | DNA | DNM | |
| **AquaDomus** | 166,8 | 103 | 377 | 173 | 235 | 280 | 128 | 129,5 | 1″ G | 1″ G | 11 |

# SUPERDOMUS+VSD

| VSD Variable Speed Drive | TYPE | fino a / up to jusqu'à / hasta P2 HP | kW |
|---|---|---|---|
| EPIC | CAM | 2 | 1,5 |
| | CAB | 2 | 1,5 |
| | INOX | 1,5 | 1,1 |
| | MPX | 1,2 | 0,88 |
| | CM | 1,5 | 1,1 |
| | CB | 1,5 | 1,1 |
| | ULTRA 3 | 1,5 | 1,1 |
| | ULTRA 5 | 2 | 1,5 |
| | ULTRA 7 | 2,5 | 1,85 |
| | ULTRA 9 | 2,5 | 1,85 |
| | ULTRA 18 | 2,5 | 1,85 |

## COMPOSIZIONE GRUPPO DI PRESSIONE

- Pompa orizzontale trifase
- EPIC (variatore di velocità) installato a bordo, con parametri predefiniti in accordo alla pompa collegata. Alimentazione monofasica 1 x 230V
- Connettore a 5 vie in acciaio AISI 304 con valvola di non ritorno incorporata
- Sensore di pressione collegato all'EPIC
- Manometro
- Serbatoio a membrana da 8 litri
- Cavo con spina

## PRESSURIZATION UNITS COMPOSITION

- Three-phase horizontal pump
- EPIC (variable speed drive) provided on board, with preset parameters in accordance to the connected pump. 1 x 230V single-phase power supply
- 5-way AISI304 connector with built-in non return valve
- Pressure sensor wired to EPIC
- Pressure gauge
- 8 liters membrane surge tank
- Cable with plug

## COMPOSITION DES GROUPES DE PRESSURISATION

- Pompe horizontale triphasée
- EPIC (variateur de vitesse) monté directement sur la pompe et déjà fourni avec des paramètres prédéfinis en fonction de la pompe raccordée. Alimentation monophasée 1 X 230V
- Connecteur AISI304 à 5 voies avec clapet anti-retour intégré
- Capteur de pression câblé sur l'EPIC
- Manomètre
- Réservoir de surpression à membrane de 8 litres
- Câble avec prise

## COMPOSICIÓN DE LAS UNIDADES DE PRESURIZACIÓN

- Bomba horizontal trifásica
- EPIC (variador de velocidad) instalado directamente en la bomba y con parámetros ya configurados según la bomba conectada. Alimentación monofásica 1 x 230V
- Conector AISI304 de 5 vías con válvula de retención incorporada
- Sensor de presión conectado a EPIC
- Manómetro
- Tanque de compensación con membrana de 8 litros
- Cable con enchufe

# BOOSTERSET ULTRA+VSD

Linea di gruppi di pressurizzazione a pressione costante composti da 1 pompa (ULTRA+VSD),
2 pompe (2 ULTRA+VSD)
o 3 pompe (3 ULTRA+VSD) controllati da un **variatore di velocità VSD** (EPIC/IPFC).

**COMPOSIZIONE GRUPPO DI PRESSURIZZAZIONE**
- Elettropompe monoblocco ad asse orizzontale o verticale.
- Collettori di aspirazione e mandata in acciaio, filettati e zincati, con manicotti per serbatoi a membrana in mandata.
- Base gruppo e sostegno per quadro elettrico in acciaio, zincati.
- Una valvola di ritegno per ogni elettropompa montata in aspirazione.
- Valvole a sfera con bocchettone montate una in aspirazione e una in mandata di ogni elettropompa.
- Manometro con attacco radiale.
- Uno o più VSD impostati sulle caratteristiche della pompa collegata.
- Sensori di pressione (uno per ogni VSD) montati sul collettore di mandata e direttamente collegati ai variatori di velocità.
- A richiesta: serbatoi autoclave a membrana, valvole di intercettazione.

**QUADRO ELETTRICO**
- Quadro con interruttori sezionatori, uno per ogni unità di pompaggio, in materiale ABS grado di protezione IP55 completo di pressacavi antistrappo.
- Uno o più VSD montati direttamente sulla/e pompa/e impostati sulle caratteristiche della pompa; soluzioni disponibili con EPIC VSD (per pompe fino a 2 kW con ingresso monofase) o con IPFC VSD; soluzioni con ingresso monofase sino a 3 kW e con ingresso trifase fino a 45 kW. (Vedi caratteristiche VSD alle pagine dedicate).
- Gli IPFC VSD sono dotati di un modulo Bluetooth in grado di interloquire con una App dedicata freesoftware; in questo modo è possibile leggere i dati di lavoro del gruppo, se necessario modificarli e reinserirli nuovamente nel gruppo per un nuovo ciclo di lavoro; è possibili quindi un monitoraggio e controllo a distanza di tutti i gruppi utilizzanti IPFC VSD.

Line of constant pressure boosterset
with 1 pump (ULTRA+VSD),
2 pumps (2 ULTRA+VSD)
or 3 pumps (3 ULTRA+VSD) controlled by **variable speed drive VSD** (EPIC/IPFC).

**COMPOSITION OF PRESSURIZATION UNITS**
- Horizontal or vertical monobloc electric pumps.
- Steel suction and delivery manifolds, threaded and galvanized, with coupling sleeves for membrane vessels on delivery side.
- Unit base and support for control panel in painted or galvanized steel.
- One check valve for each electric pump, installed on suction side.
- Ball valves with pipe union installed on suction side and delivery side of each electric pump.
- Pressure gauge with radial connection.
- One or more VSD with set parameters in accordance to the connected pump.
- Pressure sensor connected on the output manifold and electrically connected to VSD.
- On request: membrane surge tanks, shut-off valves.

**CONTROL BOX**
- Control box with main switches (one for each pumping unit) to switch off the system, in ABS and IP55 insulation grade.
- One or more VSD directly mounted on board of the pumps with pre-set parameters in accordance to the connected pump; available solution with EPIC VSD (for pumps up to 2kW with single phase input voltage) or with IPFC VSD (different solution with single phase input voltage up to 3 kW and with three phase input voltage up to 45 kW. (See VSD specifications on related pages)
- IPFC VSD are equipped with Bluetooth module in position to be connected to an App for mobile transmitting the working data of the group , these can be changed and charges again on the booster for a better set up of the parameters.

# BOOSTERSET ULTRA+VSD

Línea de grupos de presurización a presión constante compuestos por 1 bomba (ULTRA+VSD), por 2 bombas (2 ULTRA+VSD) o 3 bombas (3 ULTRA+VSD) controlado por un **variador de velocidad VSD** (EPIC/IPFC).

COMPOSICIÓN GRUPO DE PRESURIZACIÓN
- Electrobombas monobloque de eje horizontal o vertical
- Colectores de aspiración e impulsión de acero, roscados y galvanizados, con manguitos para depósitos de membrana en la línea de impulsión.
- Base de grupo y soporte para cuadro eléctrico de acero, galvanizados.
- Una válvula de retención para cada electrobomba montada en aspiración.
- Válvulas de bola con racor, una montada en la línea de aspiración y la otra en la de impulsión de cada electrobomba.
- Manómetro con conexión radial.
- Uno o más VSD configurados en las características de la bomba conectada.
- Sensores de presión (uno por cada VSD) instalados en el colector de envío y directamente conectados a los variadores de velocidad.
- Bajo pedido: depósitos autoclave de membrana, válvulas de bloqueo.

CUADRO ELÉCTRICO
- Cuadro con interruptores seccionadores, uno por cada unidad de bombeo, de material ABS con grado de protección IP55 y con prensa cables anti-desgarro.
- Uno o más VSD instalados directamente en la/las bomba/s y configurados en las características de la bomba; soluciones disponibles con EPIC VSD (para bombas de hasta 2 kW con entrada mono fase) o con IPFC VSD (soluciones con entrada mono fase hasta 3kW y con entrada trifásica hasta 45 kW). (Véase características VSD en las páginas específicas)
- Los IPFC VSD están equipados con un módulo Bluetooth capaz de interaccionar con una aplicación específica freesoftware; de esta manera es posible leer los datos de trabajo del grupo, si es necesario modificarlos y volver a introducirlos en el grupo para un ciclo de trabajo nuevo; de esta manera es posible efectuar un seguimiento y control a distancia de todos los grupos que utilizan IPFC VSD.

Ligne de groupes de pressurisation à pression constante composés de 1 pompe (ULTRA+VSD), de 2 pompes (2 ULTRA+VSD) ou 3 pompes (3 ULTRA+VSD) contrôlé par un **variateur de vitesse VSD** (EPIC/IPFC).

COMPOSITION GROUPE DE PRESSURISATION
- Électro-pompes monobloc à axe horizontal ou vertical.
- Collecteurs d'aspiration et de refoulement en acier, filetés et zingués, avec des manchons pour réservoirs à membrane en refoulement.
- Base du groupe et support pour tableau électrique en acier, zingués.
- Une vanne de retenue pour chaque électro-pompe montée en aspiration.
- Des vannes à bille avec goulotte montées une en aspiration et une en refoulement de chaque électro-pompe.
- Manomètre avec raccord radial.
- Un ou plusieurs VSD configurés selon les caractéristiques de la pompe reliée.
- Capteurs de pression (un pour chaque VSD) montés sur le collecteur de refoulement et directement reliés aux variateurs de vitesse.
- À la demande: réservoirs autoclave à membrane, vannes d'arrêt

TABLEAU ÉLECTRIQUE
- Tableau avec interrupteurs sectionneurs, un pour chaque unité de pompage, en ABS, degré de protection IP 55, avec presse-étoupes anti-arrachement.
- Un ou plusieurs VSD montés directement sur la(les) pompe(s) configurés selon les caractéristiques de la pompe ; solutions disponibles avec EPIC VSD (pour pompes allant jusqu'à 2 kW avec entrée monophasée) ou avec IPFC VSD (solutions avec entrée monophasée allant jusqu'à 3 kW et avec entrée triphasée allant jusqu'à 45 kW. (Voir les caractéristiques VSD aux pages spécifiques)
- Les IPFC VSD sont équipés d'un module Bluetooth en mesure de communiquer avec une App spécifique avec logiciel libre ; ainsi, il est possible de lire les données de travail du groupe, si nécessaire les modifier et les réinsérer à nouveau dans le groupe pour un nouveau cycle de travail; il est donc possible d'effectuer un monitorage et un contrôle à distance de tous les groupes qui utilisent IPFC VSD.

| U 3... V/L | | | | P1 (kW) | Q (m³/h - l/min) | | | | | | |
|---|---|---|---|---|---|---|---|---|---|---|---|
| VSD | | | 3~ | | 0 | 0,6 | 1,2 | 1,8 | 2,4 | 3,6 | 4,8 |
| | | | | | 0 | 10 | 20 | 30 | 40 | 60 | 80 |
| 1 x 230 V | | 3 x 400 V | | | H (m) | | | | | | |
| EPIC | IPFC | IPFC | | 3~ | | | | | | | |
| EPIC | 109 | 306 | U 3...-100/5T | 1 | 52,2 | 48,9 | 45,1 | 40,8 | 36,0 | 25,4 | 14,0 |
| EPIC | 109 | 306 | U 3...-120/6T | 1,2 | 62,8 | 58,7 | 54,5 | 49,6 | 43,9 | 32,1 | 18,3 |
| EPIC | 109 | 306 | U 3...-150/7T | 1,5 | 75,5 | 71,3 | 66,6 | 61,2 | 54,8 | 41,1 | 24,9 |
| EPIC | 109 | 306 | U 3...-180/8T | 1,6 | 85,2 | 80,6 | 75,1 | 69,3 | 61,9 | 45,2 | 26,9 |
| EPIC | 109 | 306 | U 3...-200/9T | 1,8 | 95,8 | 92,2 | 86,3 | 78,9 | 70,7 | 52,7 | 30,8 |
| EPIC | 114 | 306 | U 3...-250/10T | 2 | 108,4 | 102,9 | 96,5 | 88,2 | 79,7 | 58,3 | 34,1 |
| - | 114 | 306 | U 3...-280/11T | 2,2 | 119,0 | 112,3 | 104,4 | 95,3 | 85,6 | 62,7 | 37,3 |
| - | 114 | 306 | U 3...-300/12T | 2,4 | 128,9 | 121,5 | 113 | 103,5 | 92,2 | 67,9 | 40,5 |

| U 5... V/L | | | | P1 (kW) | Q (m³/h - l/min) | | | | | | | |
|---|---|---|---|---|---|---|---|---|---|---|---|---|
| VSD | | | 3~ | | 0 | 1,8 | 2,4 | 3,6 | 4,8 | 6 | 7,2 | 8,4 |
| | | | | | 0 | 30 | 40 | 60 | 80 | 100 | 120 | 140 |
| 1 x 230 V | | 3 x 400 V | | | H (m) | | | | | | | |
| EPIC | IPFC | IPFC | | 3~ | | | | | | | | |
| EPIC | 109 | 306 | U 5...-120/4T | 1,13 | 45,3 | 41,3 | 39,6 | 35,6 | 30,8 | 24,9 | 17,6 | 6,4 |
| EPIC | 109 | 306 | U 5...-150/5T | 1,39 | 56,8 | 53 | 51 | 46,1 | 40,1 | 33,3 | 24,8 | 11,5 |
| EPIC | 109 | 306 | U 5...-180/6T | 1,62 | 69,3 | 64,4 | 62,0 | 55,6 | 48,2 | 39,6 | 28,8 | 12,0 |
| EPIC | 109 | 306 | U 5...-200/7T | 1,86 | 80,3 | 73,6 | 71,0 | 64,5 | 56,1 | 46,0 | 33,4 | 12,5 |
| EPIC | 114 | 306 | U 5...-250/8T | 2,17 | 91,4 | 85,0 | 81,8 | 74,3 | 65,5 | 54,7 | 40,4 | 19,1 |
| - | 114 | 306 | U 5...-280/9T | 2,4 | 102,1 | 94,6 | 90,7 | 81,6 | 71,0 | 58,5 | 42,3 | 20,1 |
| - | 114 | 306 | U 5...-300/10T | 2,73 | 112,7 | 103,9 | 99,9 | 89,8 | 78,2 | 64 | 46,4 | 21 |
| - | 114 | 306 | U 5...-350/11T | 2,9 | 122,0 | 111,2 | 106,3 | 95,6 | 83,1 | 67,6 | 48,2 | 22,0 |
| - | - | 309 | U 5...-380/12T | 3,2 | 138,4 | 127,2 | 122,4 | 111,7 | 97,3 | 80,4 | 58,8 | 28,9 |

| U 7... V/L | | | | P1 (kW) | Q (m³/h - l/min) | | | | | | | | |
|---|---|---|---|---|---|---|---|---|---|---|---|---|---|
| VSD | | | 3~ | | 0 | 2,4 | 3,6 | 4,8 | 6 | 7,2 | 8,4 | 9,6 | 10,2 |
| | | | | | 0 | 40 | 60 | 80 | 100 | 120 | 140 | 160 | 170 |
| 1 x 230 V | | 3 x 400 V | | | H (m) | | | | | | | | |
| EPIC | IPFC | IPFC | | 3~ | | | | | | | | | |
| EPIC | 109 | 306 | U 7...-180/4T | 1,71 | 49,5 | 47,4 | 45,3 | 42,5 | 39,2 | 34,8 | 29,4 | 22,6 | 16,9 |
| - | 114 | 306 | U 7...-250/5T | 2,15 | 62,6 | 60,6 | 58,2 | 55,1 | 51,1 | 45,8 | 38,9 | 29,8 | 21,5 |
| - | 114 | 306 | U 7...-300/6T | 2,63 | 74,8 | 71,5 | 68,3 | 64,5 | 59,3 | 53,0 | 44,6 | 34,5 | 26,7 |
| - | 114 | 306 | U 7...-350/7T | 2,8 | 87,2 | 83,3 | 79,3 | 74,6 | 68,9 | 61,9 | 52,5 | 41,0 | 32,2 |
| - | - | 309 | U 7...-400/8T | 3,1 | 99,5 | 96,1 | 92,6 | 87,9 | 81,9 | 74,5 | 64,4 | 51,0 | 43,0 |
| - | - | 309 | U 7...-450/9T | 3,6 | 113,2 | 109,7 | 105,4 | 100,1 | 93,5 | 84,8 | 73,6 | 59,6 | 49,0 |
| - | - | 311 | U 7...-550/10T | 4,0 | 127,0 | 123,8 | 119,6 | 114,1 | 106,6 | 97,6 | 86,0 | 70,3 | 61,0 |

# BOOSTERSET ULTRA V/L+VSD

| U 9... V/L | | | | P1 (kW) | Q (m³/h - l/min) | | | | | | | | | | | |
|---|---|---|---|---|---|---|---|---|---|---|---|---|---|---|---|---|
| VSD | | | 3~ | | 0 | 3,6 | 4,8 | 6 | 7,2 | 8,4 | 9,6 | 10,8 | 12 | 13,2 | 14,4 | 15,6 |
| | | | | | 0 | 60 | 80 | 100 | 120 | 140 | 160 | 180 | 200 | 220 | 240 | 260 |
| 1 x 230 V | | 3 x 400 V | | | H (m) | | | | | | | | | | | |
| EPIC | IPFC | IPFC | | 3~ | | | | | | | | | | | | |
| EPIC | 109 | 306 | U 9...-200/4T | 1,77 | 47,1 | 43,5 | 42,0 | 40,5 | 38,3 | 35,7 | 32,4 | 28,4 | 23,8 | 18,9 | 13,3 | 7,3 |
| EPIC | 114 | 306 | U 9...-250/5T | 2,18 | 59,2 | 54,4 | 52,4 | 50,4 | 47,9 | 44,8 | 40,5 | 35,5 | 29,8 | 23,5 | 16,3 | 8,5 |
| - | 114 | 306 | U 9...-300/6T | 2,64 | 69,4 | 63,7 | 61,4 | 58,8 | 55,6 | 51,6 | 46,5 | 40,3 | 33,5 | 25,4 | 17,0 | 9,0 |
| - | 114 | 306 | U 9...-400/7T | 3,0 | 82,0 | 76,0 | 73,7 | 70,9 | 67,5 | 63,0 | 57,0 | 49,7 | 41,0 | 31,2 | 20,1 | 9,5 |
| - | - | 309 | U 9...-450/8T | 3,5 | 94,5 | 88,4 | 86,0 | 83 | 79,4 | 74,7 | 68,0 | 59,8 | 49,8 | 38,9 | 27,0 | 11,6 |
| - | - | 309 | U 9...-500/9T | 3,9 | 105,4 | 98,9 | 96,1 | 92,7 | 88,5 | 82,8 | 75,0 | 65,4 | 54,5 | 41,8 | 28,0 | 12,5 |
| - | - | 311 | U 9...-550/10T | 4,3 | 117,6 | 111,0 | 108,4 | 105,3 | 101,1 | 95,1 | 87,2 | 76,7 | 64,8 | 51,2 | 36,4 | 20,1 |

| U 18... V/L | | | | P1 (kW) | Q (m³/h - l/min) | | | | | | | | | | | | | | | | | |
|---|---|---|---|---|---|---|---|---|---|---|---|---|---|---|---|---|---|---|---|---|---|---|
| VSD | | | 3~ | | 0 | 6 | 7,2 | 8,4 | 9,6 | 10,8 | 12 | 13,2 | 14,4 | 15,6 | 16,8 | 18 | 19,2 | 20,4 | 21,6 | 22,8 | 24 |
| | | | | | 0 | 100 | 120 | 140 | 160 | 180 | 200 | 220 | 240 | 260 | 280 | 300 | 320 | 340 | 360 | 380 | 400 |
| 1 x 230 V | | 3 x 400 V | | | H (m) | | | | | | | | | | | | | | | | | |
| EPIC | IPFC | IPFC | | 3~ | | | | | | | | | | | | | | | | | | |
| EPIC | 114 | 306 | U 18...-250/3T | 2,19 | 34,5 | 32,0 | 31,6 | 30,9 | 30,1 | 29,1 | 28,1 | 26,8 | 25,5 | 24,1 | 22,5 | 20,7 | 18,7 | 16,5 | 14,4 | 12,2 | 10,0 |
| - | 114 | 309 | U 18...-400/4T | 3,0 | 46,8 | 44,2 | 43,7 | 43,1 | 42,4 | 41,3 | 40,1 | 38,6 | 36,9 | 35 | 32,6 | 30,1 | 27,4 | 24,5 | 21,5 | 18,4 | 15,2 |
| - | - | 309 | U 18...-450/5T | 3,9 | 59,1 | 55,9 | 55,1 | 54,1 | 52,8 | 51,3 | 49,7 | 47,7 | 45,5 | 43,0 | 40,3 | 37,3 | 34,3 | 30,9 | 27,4 | 23,9 | 19,8 |
| - | - | 311 | U 18...-550/6T | 4,6 | 71,6 | 68,2 | 67,4 | 66,5 | 65,4 | 63,8 | 61,9 | 59,7 | 57 | 54,2 | 51,1 | 47,6 | 43,7 | 39,5 | 34,7 | 29,9 | 25,2 |
| - | - | 314 | U 18...-750/8T | 6,2 | 96,1 | 92,6 | 91,5 | 90,1 | 88,5 | 86,6 | 84,4 | 81,6 | 78,3 | 74,5 | 69,8 | 64,7 | 59,1 | 53,3 | 46,9 | 40,5 | 34,3 |
| - | - | 318 | U 18...-900/9T | 6,9 | 108,0 | 103,6 | 102,3 | 100,8 | 99,0 | 96,9 | 94,1 | 91,1 | 87,5 | 83,0 | 78,3 | 72,6 | 66,2 | 59,6 | 52,6 | 45,5 | 38,3 |

# BOOSTERSET ULTRA LG+VSD

| U 18 LG | | P1 (kW) | Q (m³/h - l/min) | | | | | | | | | | | | | | | | | |
|---|---|---|---|---|---|---|---|---|---|---|---|---|---|---|---|---|---|---|---|---|
| VSD | 3~ | | 0 | 6 | 7,2 | 8,4 | 9,6 | 10,8 | 12 | 13,2 | 14,4 | 15,6 | 16,8 | 18 | 19,2 | 20,4 | 21,6 | 22,8 | 24 |
| | | | 0 | 100 | 120 | 140 | 160 | 180 | 200 | 220 | 240 | 260 | 280 | 300 | 320 | 340 | 360 | 380 | 400 |
| 3 x 400 V | | | H (m) | | | | | | | | | | | | | | | | | |
| IPFC | | 3~ | | | | | | | | | | | | | | | | | | |
| 318 | U 18LG-920/10T | 7,7 | 120,7 | 115,6 | 114,5 | 112,7 | 110,4 | 107,4 | 103,9 | 100,3 | 96,0 | 91,2 | 85,5 | 78,3 | 70,8 | 63,1 | 55,5 | 47,5 | 39,1 |
| 318 | U 18LG-1000/11T | 8,3 | 134,3 | 129,0 | 128,2 | 126,8 | 124,7 | 122,1 | 119,1 | 115,0 | 110,6 | 105,7 | 99,6 | 92,1 | 83,6 | 75,7 | 67,3 | 59,1 | 50,7 |

| U 3... SV/SL/SLX | | | | P1 (kW) | Q (m³/h - l/min) | | | | | | |
|---|---|---|---|---|---|---|---|---|---|---|---|
| VSD | | | 3~ | | 0 | 0,6 | 1,2 | 1,8 | 2,4 | 3,6 | 4,8 |
| | | | | | 0 | 10 | 20 | 30 | 40 | 60 | 80 |
| 1 x 230 V | | 3 x 400 V | | | H (m) | | | | | | |
| EPIC | IPFC | IPFC | | 3~ | | | | | | | |
| EPIC | 109 | 306 | U 3...-100/5T | 0,9 | 55,3 | 53,5 | 50,3 | 46,5 | 42,1 | 31,6 | 17,7 |
| EPIC | 109 | 306 | U 3...-120/6T | 1,1 | 66,6 | 64,4 | 60,8 | 56,0 | 50,7 | 38,1 | 22,4 |
| EPIC | 109 | 306 | U 3...-150/7T | 1,3 | 80,1 | 77,7 | 74,2 | 69,1 | 63,3 | 48,8 | 30,0 |
| EPIC | 109 | 306 | U 3...-180/8T | 1,5 | 91,5 | 88,8 | 84,8 | 79,0 | 72,3 | 55,8 | 34,3 |
| EPIC | 109 | 306 | U 3...-200/9T | 1,6 | 103,0 | 99,9 | 95,4 | 88,8 | 81,4 | 62,7 | 38,6 |
| EPIC | 114 | 306 | U 3...-250/10T | 1,8 | 114,4 | 111,0 | 106,0 | 98,7 | 90,4 | 69,7 | 42,9 |
| EPIC | 114 | 306 | U 3...-280/11T | 2,0 | 125,9 | 122,1 | 116,6 | 108,6 | 99,5 | 76,7 | 47,1 |
| - | 114 | 306 | U 3...-300/12T | 2,2 | 137,3 | 133,2 | 127,2 | 118,5 | 108,5 | 83,7 | 51,4 |

| U 5... SV/SL/SLX | | | | P1 (kW) | Q (m³/h - l/min) | | | | | | | |
|---|---|---|---|---|---|---|---|---|---|---|---|---|
| VSD | | | 3~ | | 0 | 1,8 | 2,4 | 3,6 | 4,8 | 6 | 7,2 | 8,4 |
| | | | | | 0 | 30 | 40 | 60 | 80 | 100 | 120 | 140 |
| 1 x 230 V | | 3 x 400 V | | | H (m) | | | | | | | |
| EPIC | IPFC | IPFC | | 3~ | | | | | | | | |
| EPIC | 109 | 306 | U 5...-120/4T | 1,09 | 45,5 | 42,2 | 40,7 | 37,2 | 32,9 | 27,4 | 19,8 | 10,4 |
| EPIC | 109 | 306 | U 5...-150/5T | 1,31 | 57,2 | 53,4 | 51,7 | 47,6 | 42,3 | 35,2 | 25,7 | 14,0 |
| EPIC | 109 | 306 | U 5...-180/6T | 1,55 | 68,9 | 64,4 | 62,3 | 57,5 | 51,5 | 43,5 | 32,6 | 18,1 |
| EPIC | 109 | 306 | U 5...-200/7T | 1,77 | 81 | 75,5 | 73,0 | 67,4 | 60,3 | 51,0 | 38,6 | 21,0 |
| EPIC | 114 | 306 | U 5...-250/8T | 2,07 | 92,1 | 86,5 | 84,0 | 77,8 | 70,1 | 60 | 45,5 | 26 |
| - | 114 | 306 | U 5...-280/9T | 2,27 | 103,4 | 96,7 | 93,5 | 86 | 77,1 | 65,6 | 48,7 | 27,6 |
| - | 114 | 306 | U 5...-300/10T | 2,57 | 114,2 | 106,4 | 102,9 | 95,2 | 85,2 | 72,0 | 53,3 | 30 |
| - | 114 | 306 | U 5...-350/11T | 2,9 | 125,1 | 115,7 | 111,8 | 102,6 | 91,6 | 77,1 | 57,1 | 30,7 |
| - | - | 309 | U 5...-380/12T | 3,2 | 138,1 | 129,4 | 125,9 | 117,4 | 106 | 91,2 | 70,1 | 42,2 |

| U 7... SV/SL/SLX | | | | P1 (kW) | Q (m³/h - l/min) | | | | | | | | |
|---|---|---|---|---|---|---|---|---|---|---|---|---|---|
| VSD | | | 3~ | | 0 | 2,4 | 3,6 | 4,8 | 6 | 7,2 | 8,4 | 9,6 | 10,8 |
| | | | | | 0 | 40 | 60 | 80 | 100 | 120 | 140 | 160 | 180 |
| 1 x 230 V | | 3 x 400 V | | | H (m) | | | | | | | | |
| EPIC | IPFC | IPFC | | 3~ | | | | | | | | | |
| EPIC | 109 | 306 | U 7...-180/4T | 1,62 | 48,0 | 46,3 | 45,7 | 43,6 | 40,4 | 36,4 | 31,4 | 25,0 | 17,2 |
| EPIC | 114 | 306 | U 7...-250/5T | 2,05 | 60,3 | 59,0 | 58,2 | 55,7 | 52,2 | 47,4 | 41,3 | 33,5 | 23,5 |
| - | 114 | 306 | U 7...-300/6T | 2,44 | 71,8 | 70,0 | 68,9 | 65,7 | 61,3 | 55,4 | 48,1 | 38,5 | 26,0 |
| - | 114 | 306 | U 7...-350/7T | 2,9 | 83,5 | 80,7 | 78,8 | 74,7 | 69,4 | 62,6 | 53,9 | 42,7 | 27,5 |
| - | - | 309 | U 7...-400/8T | 3,3 | 95,6 | 93,3 | 91,4 | 87,2 | 81,6 | 74,2 | 64,8 | 51,9 | 33,0 |
| - | - | 309 | U 7...-450/9T | 3,7 | 108,5 | 106,5 | 105,1 | 101,0 | 95,0 | 87,2 | 76,6 | 62,6 | 39,5 |
| - | - | 309 | U 7...-550/10T | 4,1 | 121,5 | 120,1 | 119,3 | 115,3 | 109,2 | 100,8 | 89,8 | 75,0 | 55,4 |

# BOOSTERSET ULTRA SV/SL/SLX+VSD

| U 9... SV/SL/SLX | | | | P1 (kW) | Q (m³/h - l/min) | | | | | | | | | | | |
|---|---|---|---|---|---|---|---|---|---|---|---|---|---|---|---|---|
| VSD | | | 3~ | | 0 | 3,6 | 4,8 | 6 | 7,2 | 8,4 | 9,6 | 10,8 | 12 | 13,2 | 14,4 | 15,6 |
| | | | | | 0 | 60 | 80 | 100 | 120 | 140 | 160 | 180 | 200 | 220 | 240 | 260 |
| 1 x 230 V | | 3 x 400 V | | | H (m) | | | | | | | | | | | |
| EPIC | IPFC | IPFC | | 3~ | | | | | | | | | | | | |
| EPIC | 109 | 306 | U 9...-200/4T | 1,77 | 47,6 | 43,5 | 42,1 | 40,1 | 38,1 | 35,7 | 32,7 | 28,9 | 24,2 | 19,0 | 13,1 | 7,1 |
| EPIC | 114 | 306 | U 9...-250/5T | 2,23 | 60 | 54,8 | 53,0 | 51 | 48,2 | 45,4 | 42 | 37,3 | 31,6 | 25 | 18,0 | 10,6 |
| - | 114 | 306 | U 9...-300/6T | 2,58 | 71,8 | 64,9 | 63,0 | 59,9 | 57,0 | 53,7 | 49,7 | 44,3 | 37,0 | 29,5 | 20,8 | 11,1 |
| - | - | 309 | U 9...-400/7T | 3,1 | 83,3 | 76,7 | 74,9 | 71,8 | 68,3 | 64,6 | 59,9 | 53,5 | 44,8 | 35,9 | 25,7 | 14,3 |
| - | - | 309 | U 9...-450/8T | 3,6 | 97,3 | 89,5 | 87,3 | 84 | 80,5 | 76,5 | 71,6 | 64,8 | 54,9 | 44,0 | 32,4 | 19,7 |
| - | - | 309 | U 9...-500/9T | 4,0 | 109,0 | 100,0 | 97,6 | 93,6 | 89,5 | 85,0 | 79,4 | 71,6 | 60,1 | 48,0 | 34,9 | 21,9 |
| - | - | 311 | U 9...-550/10T | 4,4 | 122,0 | 112,8 | 110,5 | 106,5 | 102,2 | 97,3 | 91,6 | 82,8 | 70,7 | 57,1 | 42,3 | 26,5 |

| U 18... SV/SL/SLX | | | | P1 (kW) | Q (m³/h - l/min) | | | | | | | | | | | | | | | | | |
|---|---|---|---|---|---|---|---|---|---|---|---|---|---|---|---|---|---|---|---|---|---|---|
| VSD | | | 3~ | | 0 | 6 | 7,2 | 8,4 | 9,6 | 10,8 | 12 | 13,2 | 14,4 | 15,6 | 16,8 | 18 | 19,2 | 20,4 | 21,6 | 22,8 | 24 |
| | | | | | 0 | 100 | 120 | 140 | 160 | 180 | 200 | 220 | 240 | 260 | 280 | 300 | 320 | 340 | 360 | 380 | 400 |
| 1 x 230 V | | 3 x 400 V | | | H (m) | | | | | | | | | | | | | | | | | |
| EPIC | IPFC | IPFC | | 3~ | | | | | | | | | | | | | | | | | | |
| EPIC | 114 | 306 | U 18...-250/3T | 2,29 | 35,7 | 33,1 | 32,3 | 31,3 | 30,4 | 29,4 | 28,4 | 27,4 | 26,3 | 25,1 | 24 | 22,8 | 21,4 | 19,6 | 17,8 | 15,4 | 12,9 |
| - | 114 | 306 | U 18...-400/4T | 3,1 | 47,9 | 45 | 44 | 42,8 | 41,7 | 40,5 | 39,1 | 37,8 | 36,6 | 35,2 | 33,9 | 32,2 | 30,2 | 28,0 | 25,1 | 22,1 | 18,1 |
| - | - | 309 | U 18...-450/5T | 3,9 | 58,1 | 54,3 | 53,1 | 51,8 | 50,4 | 49,0 | 47,4 | 45,9 | 44,3 | 42,7 | 41,0 | 39,2 | 37,0 | 34,0 | 30,8 | 26,9 | 23,0 |
| - | - | 311 | U 18...-550/6T | 4,7 | 70,5 | 66,4 | 65,0 | 63,6 | 62,0 | 60,5 | 58,9 | 57,2 | 55,4 | 53,5 | 51,5 | 49,3 | 46,3 | 43,3 | 39,4 | 34,9 | 30,4 |
| - | - | 314 | U 18...-750/8T | 6,2 | 95,9 | 90,9 | 89,58 | 88,0 | 86,1 | 83,9 | 81,6 | 79,5 | 76,8 | 74,4 | 71,8 | 68,5 | 65,0 | 60,4 | 55,2 | 49,0 | 42,2 |
| - | - | 318 | U 18...-900/9T | 7,0 | 106,4 | 101,8 | 100,4 | 98,6 | 96,1 | 93,5 | 91,0 | 88,2 | 85,5 | 82,7 | 79,7 | 76,2 | 72,1 | 66,9 | 60,8 | 53,7 | 46,1 |

# BOOSTERSET ULTRA SLG/SLXG+VSD

| U 3... SLG/SLXG | | | P1 (kW) | Q (m³/h - l/min) | | | | | | | | |
|---|---|---|---|---|---|---|---|---|---|---|---|---|
| VSD | | 3~ | | 0 | 0,6 | 1,2 | 1,8 | 2,4 | 3 | 3,6 | 4,2 | 4,8 |
| | | | | 0 | 10 | 20 | 30 | 40 | 50 | 60 | 70 | 80 |
| 1 x 230 V | 3 x 400 V | | | H (m) | | | | | | | | |
| IPFC | IPFC | | 3~ | | | | | | | | | |
| 114 | 306 | U 3...-350/14T | 2,5 | 160,2 | 155,4 | 148,4 | 138,2 | 126,6 | 112,8 | 97,6 | 78,3 | 60,0 |
| 114 | 309 | U 3...-380/16T | 2,9 | 176,3 | 170,2 | 162,9 | 152,8 | 139,0 | 124,0 | 107,0 | 87,5 | 65,2 |
| - | 309 | U 3...-400/18T | 3,2 | 201,8 | 196 | 186,4 | 174 | 159,0 | 142,0 | 122,0 | 100,0 | 75,4 |
| - | 309 | U 3...-450/20T | 3,6 | 225,3 | 219,2 | 209,2 | 195,1 | 179,0 | 159,0 | 137,0 | 112,0 | 84,9 |

| U 5... SLG/SLXG | | P1 (kW) | Q (m³/h - l/min) | | | | | | |
|---|---|---|---|---|---|---|---|---|---|
| VSD | 3~ | | 0 | 1,8 | 2,4 | 3,6 | 4,8 | 6 | 7,2 |
| | | | 0 | 30 | 40 | 60 | 80 | 100 | 120 |
| 3 x 400 V | | | H (m) | | | | | | |
| IPFC | | 3~ | | | | | | | |
| **309** | **U 5...-400/14T** | 3,5 | 162,1 | 151,2 | 147,0 | 136,1 | 123,0 | 104,6 | 79,6 |
| **309** | **U 5...-450/16T** | 4,1 | 184,0 | 172,5 | 167,5 | 155,7 | 141,3 | 121,3 | 92,1 |
| **309** | **U 5...-550/18T** | 4,5 | 208,3 | 194,4 | 189,2 | 175,0 | 157,7 | 134,6 | 102,1 |
| **311** | **U 5...-600/20T** | 5,0 | 231,1 | 216,2 | 210,0 | 194,4 | 175,0 | 149,8 | 114,3 |

| U 7... SLG/SLXG | | P1 (kW) | Q (m³/h - l/min) | | | | | | | |
|---|---|---|---|---|---|---|---|---|---|---|
| VSD | 3~ | | 0 | 2,4 | 3,6 | 4,8 | 6 | 7,2 | 8,4 | 9,6 |
| | | | 0 | 40 | 60 | 80 | 100 | 120 | 140 | 160 |
| 3 x 400 V | | | H (m) | | | | | | | |
| IPFC | | 3~ | | | | | | | | |
| **311** | **U 7...-750/12T** | 5,1 | 145,9 | 144,5 | 142,6 | 138,2 | 130,9 | 121,0 | 107,6 | 90,0 |
| **314** | **U 7...-800/14T** | 5,9 | 170,1 | 168,5 | 166,5 | 161,2 | 152,8 | 141,2 | 125,7 | 105,0 |
| **314** | **U 7...-900/16T** | 6,7 | 195,1 | 192,7 | 190,6 | 186,0 | 176,5 | 163,3 | 146,4 | 123,8 |
| **318** | **U 7...-950/18T** | 7,4 | 218,6 | 216,9 | 214,0 | 207,6 | 196,5 | 181,3 | 161,6 | 135,0 |
| **318** | **U 7...-1000/20T** | 8,2 | 243,8 | 240,9 | 238,6 | 232,4 | 220,0 | 204,2 | 182,5 | 154,5 |

| U 9... SLG/SLXG | | P1 (kW) | Q (m³/h - l/min) | | | | | | | | | | |
|---|---|---|---|---|---|---|---|---|---|---|---|---|---|
| VSD | 3~ | | 0 | 3,6 | 4,8 | 6 | 7,2 | 8,4 | 9,6 | 10,8 | 12 | 13,2 | 14,4 |
| | | | 0 | 60 | 80 | 100 | 120 | 140 | 160 | 180 | 200 | 220 | 240 |
| 3 x 400 V | | | H (m) | | | | | | | | | | |
| IPFC | | 3~ | | | | | | | | | | | |
| **311** | **U 9...-750/12T** | 5,3 | 143,2 | 133,4 | 129,4 | 125,0 | 120,5 | 114,2 | 105,4 | 93,9 | 79,5 | 61,9 | 42,8 |
| **314** | **U 9...-800/14T** | 6,1 | 168,2 | 155,6 | 151,1 | 146,0 | 140,1 | 133,0 | 123,2 | 110,0 | 93,2 | 71,6 | 49,4 |
| **314** | **U 9...-900/16T** | 6,9 | 195,1 | 180,9 | 176,3 | 170,4 | 163,6 | 156,4 | 146,7 | 132,1 | 113,0 | 91,5 | 67,6 |
| **318** | **U 9...-950/18T** | 7,6 | 215,6 | 202,1 | 197,0 | 191,3 | 183,9 | 175,0 | 161,7 | 144,1 | 125,3 | 100,9 | 72,9 |
| **318** | **U 9...-1000/20T** | 8,5 | 245,0 | 227,2 | 220,3 | 213,1 | 204,4 | 195,3 | 183,3 | 166,4 | 141,4 | 114,7 | 84,4 |

# BOOSTERSET ULTRA V/SV+VSD

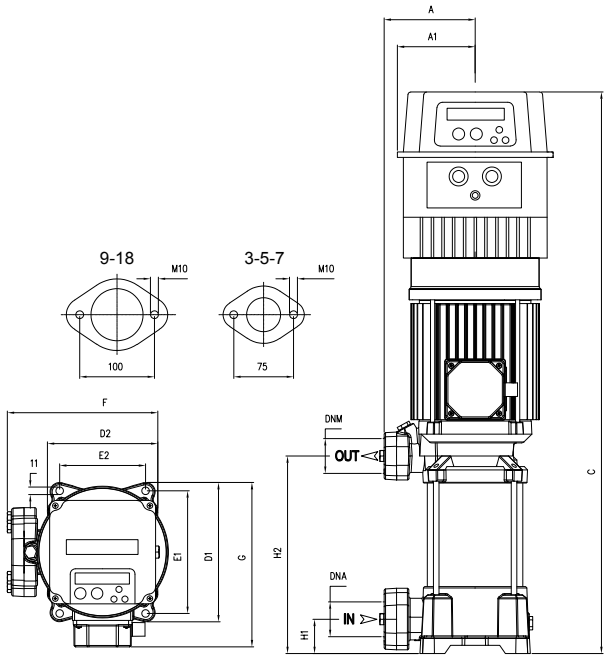


| U 3V<br>U 3SV | DIMENSIONS (mm) | | | | | | | | | | | DNA | DNM |
|---|---|---|---|---|---|---|---|---|---|---|---|---|---|
| | A | A1 | C | D1 | D2 | E1 | E2 | F | G | H1 | H2 | | |
| **100/5** | 135 | 90 | 641 | 204 | 162 | 178,5 | 125 | 229 | 213 | 40 | 178 | 1"1/4G | 1"1/4G |
| **120/6** | 135 | 90 | 665 | 204 | 162 | 178,5 | 125 | 229 | 213 | 40 | 202 | | |
| **150/7** | 135 | 90 | 749 | 204 | 162 | 178,5 | 125 | 229 | 220 | 40 | 226 | | |
| **180/8** | 135 | 90 | 773 | 204 | 162 | 178,5 | 125 | 229 | 220 | 40 | 250 | | |
| **200/9** | 135 | 90 | 797 | 204 | 162 | 178,5 | 125 | 229 | 220 | 40 | 274 | | |
| **250/10** | 135 | 90 | 821 | 204 | 162 | 178,5 | 125 | 229 | 220 | 40 | 298 | | |
| **280/11** | 135 | 90 | 900<br>T 845 | 204 | 162 | 178,5 | 125 | 229 | 228<br>T 220 | 40 | 322 | | |
| **300/12** | 135 | 90 | 904<br>T 869 | 204 | 162 | 178,5 | 125 | 229 | 228<br>T 220 | 40 | 346 | | |

| U 5V<br>U 5SV | DIMENSIONS (mm) | | | | | | | | | | | DNA | DNM |
|---|---|---|---|---|---|---|---|---|---|---|---|---|---|
| | A | A1 | C | D1 | D2 | E1 | E2 | F | G | H1 | H2 | | |
| **120/4** | 135 | 90 | 617 | 204 | 162 | 178,5 | 125 | 229 | 213 | 40 | 178 | 1"1/4G | 1"1/4G |
| **150/5** | 135 | 90 | 701 | 204 | 162 | 178,5 | 125 | 229 | 220 | 40 | 202 | | |
| **180/6** | 135 | 90 | 725 | 204 | 162 | 178,5 | 125 | 229 | 220 | 40 | 226 | | |
| **200/7** | 135 | 90 | 749 | 204 | 162 | 178,5 | 125 | 229 | 220 | 40 | 250 | | |
| **250/8** | 135 | 90 | 773 | 204 | 162 | 178,5 | 125 | 229 | 220 | 40 | 274 | | |
| **280/9** | 135 | 90 | 852<br>T 797 | 204 | 162 | 178,5 | 125 | 229 | 228<br>T 220 | 40 | 298 | | |
| **300/10** | 135 | 90 | 876<br>T 821 | 204 | 162 | 178,5 | 125 | 229 | 228<br>T 220 | 40 | 322 | | |
| **350/11** | 135 | 90 | 900 | 204 | 162 | 178,5 | 125 | 229 | 228 | 40 | 346 | | |
| **380/12** | 135 | 90 | 924 | 204 | 162 | 178.5 | 125 | 229 | 228 | 40 | 370 | | |

| U 7V<br>U 7SV | DIMENSIONS (mm) | | | | | | | | | | | DNA | DNM |
|---|---|---|---|---|---|---|---|---|---|---|---|---|---|
| | A | A1 | C | D1 | D2 | E1 | E2 | F | G | H1 | H2 | | |
| **180/4** | 135 | 90 | 677 | 204 | 162 | 178,5 | 125 | 229 | 220 | 40 | 178 | 1"1/4G | 1"1/4G |
| **250/5** | 135 | 90 | 701 | 204 | 162 | 178,5 | 125 | 229 | 220 | 40 | 202 | | |
| **300/6** | 135 | 90 | 780<br>T 725 | 204 | 162 | 178,5 | 125 | 229 | 228<br>T 220 | 40 | 226 | | |
| **350/7** | 135 | 90 | 804 | 204 | 162 | 178,5 | 125 | 229 | 228 | 40 | 250 | | |
| **400/8** | 135 | 90 | 828 | 204 | 162 | 178,5 | 125 | 229 | 228 | 40 | 274 | | |
| **450/9** | 135 | 90 | 880 | 204 | 162 | 178,5 | 125 | 235 | 243 | 40 | 301 | | |
| **550/10** | 135 | 90 | 904 | 204 | 162 | 178,5 | 125 | 235 | 243 | 40 | 325 | | |

| U 9V<br>U 9SV | DIMENSIONS (mm) | | | | | | | | | | | DNA | DNM |
|---|---|---|---|---|---|---|---|---|---|---|---|---|---|
| | A | A1 | C | D1 | D2 | E1 | E2 | F | G | H1 | H2 | | |
| **200/4** | 135 | 90 | 701 | 204 | 162 | 178,5 | 125 | 229 | 220 | 40 | 202 | 1"1/2G | 1"1/4G |
| **250/5** | 135 | 90 | 731 | 204 | 162 | 178,5 | 125 | 229 | 220 | 40 | 232 | | |
| **300/6** | 135 | 90 | 816<br>T 761 | 204 | 162 | 178,5 | 125 | 229 | 228<br>T 220 | 40 | 262 | | |
| **400/7** | 135 | 90 | 846 | 204 | 162 | 178,5 | 125 | 229 | 228 | 40 | 292 | | |
| **450/8** | 135 | 90 | 904 | 204 | 162 | 178,5 | 125 | 235 | 243 | 40 | 325 | | |
| **500/9** | 135 | 90 | 934 | 204 | 162 | 178,5 | 125 | 235 | 243 | 40 | 355 | | |
| **550/10** | 135 | 90 | 964 | 204 | 162 | 178,5 | 125 | 235 | 243 | 40 | 385 | | |

| U 18V<br>U 18SV | DIMENSIONS (mm) | | | | | | | | | | | DNA | DNM |
|---|---|---|---|---|---|---|---|---|---|---|---|---|---|
| | A | A1 | C | D1 | D2 | E1 | E2 | F | G | H1 | H2 | | |
| **250/3T** | 135 | 90 | 709 | 204 | 162 | 178,5 | 125 | 229 | 220 | 50 | 211 | 2"G | 1"1/2G |
| **400/4T** | 135 | 90 | 802 | 204 | 162 | 178,5 | 125 | 229 | 228 | 50 | 248 | | |
| **450/5T** | 135 | 90 | 868 | 204 | 162 | 178,5 | 125 | 235 | 243 | 50 | 289 | | |
| **550/6T** | 135 | 90 | 905 | 204 | 162 | 178,5 | 125 | 235 | 243 | 50 | 326 | | |
| **750/8T** | 135 | 130 | 1043 | 204 | 162 | 178,5 | 125 | 255 | 253 | 50 | 401 | | |
| **900/9T** | 135 | 130 | 1081 | 204 | 162 | 178,5 | 125 | 255 | 253 | 50 | 439 | | |

# BOOSTERSET ULTRA 3-5-7 L/SL/SLX+VSD

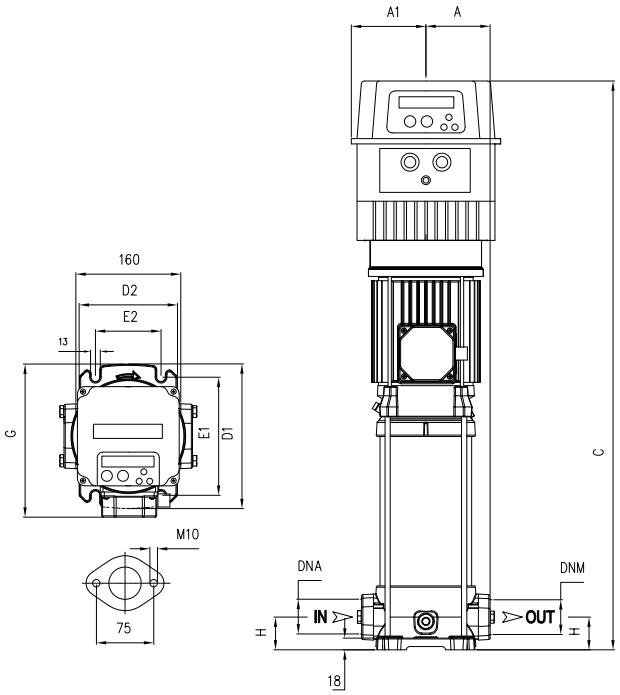


| U 3L<br>U 3SL<br>U 3SLX | DIMENSIONS (mm) | | | | | | | | | DNA | DNM |
|---|---|---|---|---|---|---|---|---|---|---|---|
| | A | A1 | C | D1 | D2 | E1 | E2 | G | H | | |
| **100/5** | 98 | 90 | 657 | 220 | 150 | 180 | 100 | 228 | 50 | 1"1/4G | 1"1/4G |
| **120/6** | 98 | 90 | 681 | 220 | 150 | 180 | 100 | 228 | 50 | | |
| **150/7** | 98 | 90 | 765 | 220 | 150 | 180 | 100 | 228 | 50 | | |
| **180/8** | 98 | 90 | 789 | 220 | 150 | 180 | 100 | 228 | 50 | | |
| **200/9** | 98 | 90 | 813 | 220 | 150 | 180 | 100 | 228 | 50 | | |
| **250/10** | 98 | 90 | 837 | 220 | 150 | 180 | 100 | 228 | 50 | | |
| **280/11** | 98 | 90 | 916<br>T 861 | 220 | 150 | 180 | 100 | 236<br>T 228 | 50 | | |
| **300/12** | 98 | 90 | 940<br>T 885 | 220 | 150 | 180 | 100 | 236<br>T 228 | 50 | | |

| U 5L<br>U 5SL<br>U 5SLX | DIMENSIONS (mm) | | | | | | | | | DNA | DNM |
|---|---|---|---|---|---|---|---|---|---|---|---|
| | A | A1 | C | D1 | D2 | E1 | E2 | G | H | | |
| **120/4** | 98 | 90 | 633 | 220 | 150 | 180 | 100 | 221 | 50 | 1"1/4G | 1"1/4G |
| **150/5** | 98 | 90 | 717 | 220 | 150 | 180 | 100 | 228 | 50 | | |
| **180/6** | 98 | 90 | 741 | 220 | 150 | 180 | 100 | 228 | 50 | | |
| **200/7** | 98 | 90 | 765 | 220 | 150 | 180 | 100 | 228 | 50 | | |
| **250/8** | 98 | 90 | 789 | 220 | 150 | 180 | 100 | 228 | 50 | | |
| **280/9** | 98 | 90 | 866<br>T 813 | 220 | 150 | 180 | 100 | 236<br>T 228 | 50 | | |
| **300/10** | 98 | 90 | 892<br>T 837 | 220 | 150 | 180 | 100 | 236<br>T 228 | 50 | | |
| **350/11** | 98 | 90 | 916 | 220 | 150 | 180 | 100 | 236 | 50 | | |
| **380/12** | 98 | 90 | 940 | 220 | 150 | 180 | 100 | 236 | 50 | | |

| U 7L<br>U 7SL<br>U 7SLX | DIMENSIONS (mm) | | | | | | | | | DNA | DNM |
|---|---|---|---|---|---|---|---|---|---|---|---|
| | A | A1 | C | D1 | D2 | E1 | E2 | G | H | | |
| **180/4** | 98 | 90 | 693 | 220 | 150 | 180 | 100 | 228 | 50 | 1"1/4G | 1"1/4G |
| **250/5** | 98 | 90 | 717 | 220 | 150 | 180 | 100 | 228 | 50 | | |
| **300/6** | 98 | 90 | 794<br>T 744 | 220 | 150 | 180 | 100 | 236<br>T 228 | 50 | | |
| **350/7** | 98 | 90 | 820 | 220 | 150 | 180 | 100 | 236 | 50 | | |
| **400/8** | 98 | 90 | 844 | 220 | 150 | 180 | 100 | 236 | 50 | | |
| **450/9** | 98 | 90 | 896 | 220 | 150 | 180 | 100 | 251 | 50 | | |
| **550/10** | 98 | 90 | 920 | 220 | 150 | 180 | 100 | 251 | 50 | | |

# BOOSTERSET ULTRA 9-18 L/SL/SLX+VSD

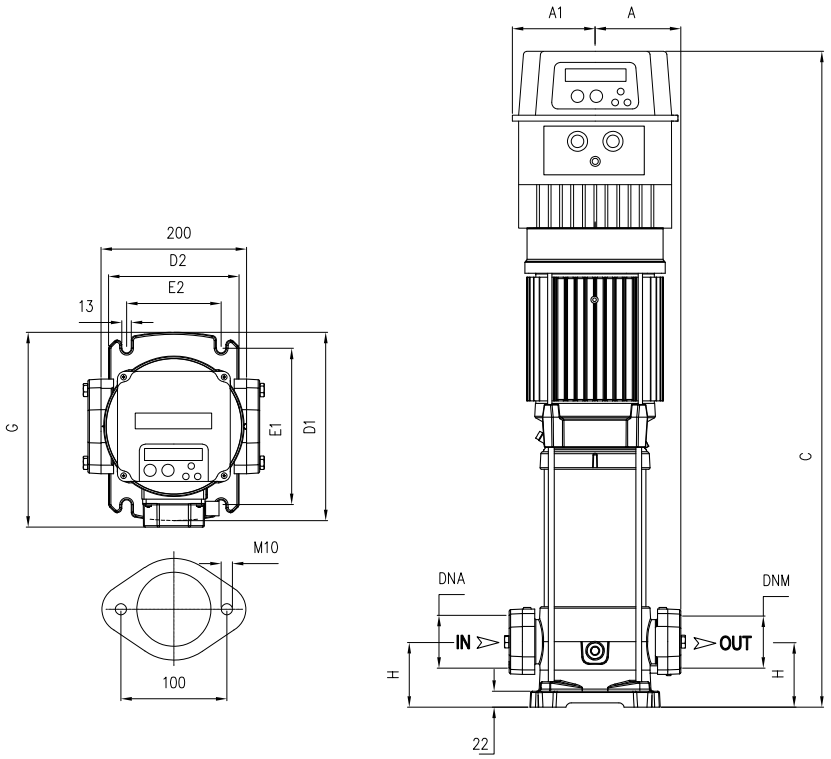


| U 9L<br>U 9SL<br>U 9SLX | DIMENSIONS (mm) | | | | | | | | | DNA | DNM |
|---|---|---|---|---|---|---|---|---|---|---|---|
| | A | A1 | C | D1 | D2 | E1 | E2 | G | H | | |
| **200/4** | 118 | 90 | 748 | 260 | 180 | 215 | 130 | 248 | 80 | 1"1/2G | 1"1/2G |
| **250/5** | 118 | 90 | 778 | 260 | 180 | 215 | 130 | 248 | 80 | | |
| **300/6** | 118 | 90 | 861<br>T 811 | 260 | 180 | 215 | 130 | 256<br>T 248 | 80 | | |
| **400/7** | 118 | 90 | 893 | 260 | 180 | 215 | 130 | 256 | 80 | | |
| **450/8** | 118 | 90 | 951 | 260 | 180 | 215 | 130 | 271 | 80 | | |
| **500/9** | 118 | 90 | 981 | 260 | 180 | 215 | 130 | 271 | 80 | | |
| **550/10** | 118 | 90 | 1011 | 260 | 180 | 215 | 130 | 271 | 80 | | |

| U 18L<br>U 18SL<br>U 18SLX | DIMENSIONS (mm) | | | | | | | | | DNA | DNM |
|---|---|---|---|---|---|---|---|---|---|---|---|
| | A | A1 | C | D1 | D2 | E1 | E2 | G | H | | |
| **250/3T** | 118 | 90 | 750 | 260 | 180 | 215 | 130 | 251 | 90 | 2"G | 2"G |
| **400/4T** | 118 | 90 | 843 | 260 | 180 | 215 | 130 | 257 | 90 | | |
| **450/5T** | 118 | 90 | 909 | 260 | 180 | 215 | 130 | 271 | 90 | | |
| **550/6T** | 118 | 90 | 946 | 260 | 180 | 215 | 130 | 271 | 90 | | |
| **750/8T** | 118 | 130 | 1084 | 260 | 180 | 215 | 130 | 280 | 90 | | |
| **900/9T** | 118 | 130 | 1122 | 260 | 180 | 215 | 130 | 280 | 90 | | |

# BOOSTERSET ULTRA 3-5-7 SLG/SLXG+VSD

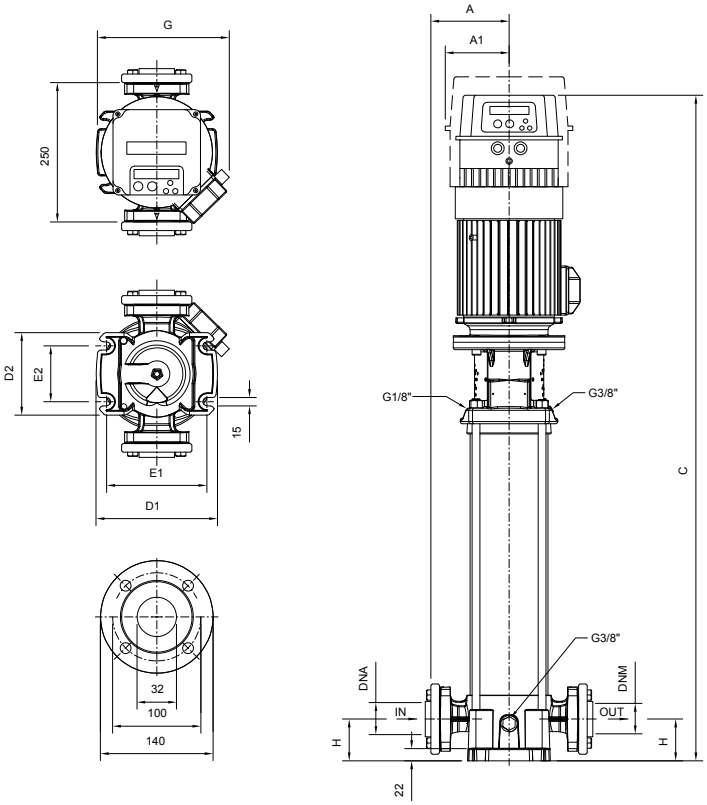


| U 3SLG | DIMENSIONS (mm) | | | | | | | | | DNA | DNM |
|---|---|---|---|---|---|---|---|---|---|---|---|
| | A | A1 | C | D1 | D2 | E1 | E2 | G | H | | |
| U 3SLG-350/14T | 155 | 90 | 1157 | 220 | 150 | 180 | 100 | 236 | 75 | 1"1/4G | 1"1/4G |
| U 3SLG-380/16T | 155 | 90 | 1205 | 220 | 150 | 180 | 100 | 236 | 75 | | |
| U 3SLG-400/18T | 155 | 90 | 1253 | 220 | 150 | 180 | 100 | 236 | 75 | | |
| U 3SLG-450/20T | 155 | 90 | 1323 | 220 | 150 | 180 | 100 | 251 | 75 | | |

| U 3SLXG | DIMENSIONS (mm) | | | | | | | | | DNA | DNM |
|---|---|---|---|---|---|---|---|---|---|---|---|
| | A | A1 | C | D1 | D2 | E1 | E2 | G | H | | |
| U 3SLXG-350/14T | 155 | 90 | 1157 | 260 | 180 | 215 | 130 | 236 | 75 | 1"1/4G | 1"1/4G |
| U 3SLXG-380/16T | 155 | 90 | 1205 | 260 | 180 | 215 | 130 | 236 | 75 | | |
| U 3SLXG-400/18T | 155 | 90 | 1253 | 260 | 180 | 215 | 130 | 236 | 75 | | |
| U 3SLXG-450/20T | 155 | 90 | 1323 | 260 | 180 | 215 | 130 | 251 | 75 | | |

| U 5SLG | DIMENSIONS (mm) | | | | | | | | | DNA | DNM |
|---|---|---|---|---|---|---|---|---|---|---|---|
| | A | A1 | C | D1 | D2 | E1 | E2 | G | H | | |
| U 5SLG -400/14T | 155 | 90 | 1184 | 220 | 150 | 180 | 100 | 251 | 75 | 1"1/4G | 1"1/4G |
| U 5SLG -450/16T | 155 | 90 | 1227 | 220 | 150 | 180 | 100 | 251 | 75 | | |
| U 5SLG -550/18T | 155 | 90 | 1275 | 220 | 150 | 180 | 100 | 251 | 75 | | |
| U 5SLG -600/20T | 155 | 90 | 1355 | 220 | 150 | 180 | 100 | 260 | 75 | | |

| U 5SLXG | DIMENSIONS (mm) | | | | | | | | | DNA | DNM |
|---|---|---|---|---|---|---|---|---|---|---|---|
| | A | A1 | C | D1 | D2 | E1 | E2 | G | H | | |
| U 5SLXG -400/14T | 155 | 90 | 1184 | 260 | 180 | 215 | 130 | 251 | 75 | 1"1/4G | 1"1/4G |
| U 5SLXG -450/16T | 155 | 90 | 1227 | 260 | 180 | 215 | 130 | 251 | 75 | | |
| U 5SLXG -550/18T | 155 | 90 | 1275 | 260 | 180 | 215 | 130 | 251 | 75 | | |
| U 5SLXG -600/20T | 155 | 90 | 1355 | 260 | 180 | 215 | 130 | 260 | 75 | | |

| U 7SLG | DIMENSIONS (mm) | | | | | | | | | DNA | DNM |
|---|---|---|---|---|---|---|---|---|---|---|---|
| | A | A1 | C | D1 | D2 | E1 | E2 | G | H | | |
| U 7SLG -750/12T | 155 | 90 | 1180 | 220 | 150 | 180 | 100 | 260 | 75 | 1"1/4G | 1"1/4G |
| U 7SLG -800/14T | 155 | 130 | 1228 | 220 | 150 | 180 | 100 | 260 | 75 | | |
| U 7SLG -900/16T | 155 | 130 | 1276 | 220 | 150 | 180 | 100 | 260 | 75 | | |
| U 7SLG -950/18T | 155 | 130 | 1309 | 220 | 150 | 180 | 100 | 288 | 75 | | |
| U 7SLG -1000/20T | 155 | 130 | 1357 | 220 | 150 | 180 | 100 | 288 | 75 | | |

| U 7SLXG | DIMENSIONS (mm) | | | | | | | | | DNA | DNM |
|---|---|---|---|---|---|---|---|---|---|---|---|
| | A | A1 | C | D1 | D2 | E1 | E2 | G | H | | |
| U 7SLXG -750/12T | 155 | 90 | 1180 | 260 | 180 | 215 | 130 | 260 | 75 | 1"1/4G | 1"1/4G |
| U 7SLXG -800/14T | 155 | 130 | 1228 | 260 | 180 | 215 | 130 | 260 | 75 | | |
| U 7SLXG -900/16T | 155 | 130 | 1276 | 260 | 180 | 215 | 130 | 260 | 75 | | |
| U 7SLXG -950/18T | 155 | 130 | 1309 | 260 | 180 | 215 | 130 | 288 | 75 | | |
| U 7SLXG -1000/20T | 155 | 130 | 1357 | 260 | 180 | 215 | 130 | 288 | 75 | | |

# BOOSTERSET ULTRA 9 SLG/SLXG+VSD

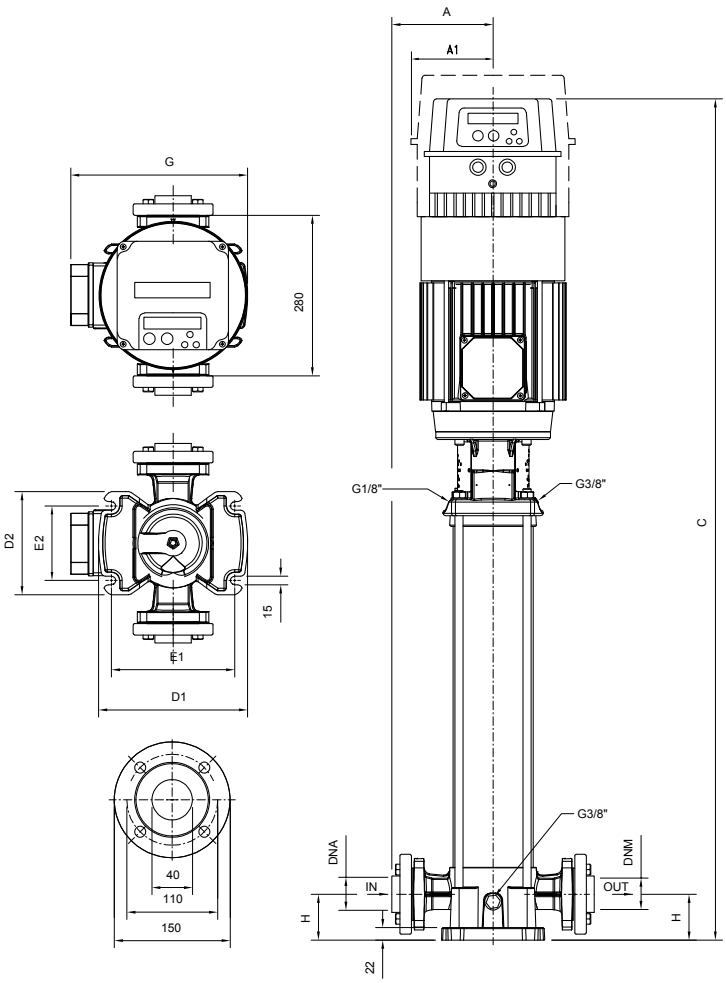


| U 9SLG<br>U 9SLXG | DIMENSIONS (mm) | | | | | | | | | DNA | DNM |
|---|---|---|---|---|---|---|---|---|---|---|---|
| | A | A1 | C | D1 | D2 | E1 | E2 | G | H | | |
| **750/12T** | 170 | 90 | 1267 | 260 | 180 | 215 | 130 | 280 | 80 | 1″1/2G | 1″1/2G |
| **800/14T** | 170 | 130 | 1327 | 260 | 180 | 215 | 130 | 280 | 80 | | |
| **900/16T** | 170 | 130 | 1387 | 260 | 180 | 215 | 130 | 280 | 80 | | |
| **950/18T** | 170 | 130 | 1432 | 260 | 180 | 215 | 130 | 308 | 80 | | |
| **1000/20T** | 170 | 130 | 1492 | 260 | 180 | 215 | 130 | 308 | 80 | | |

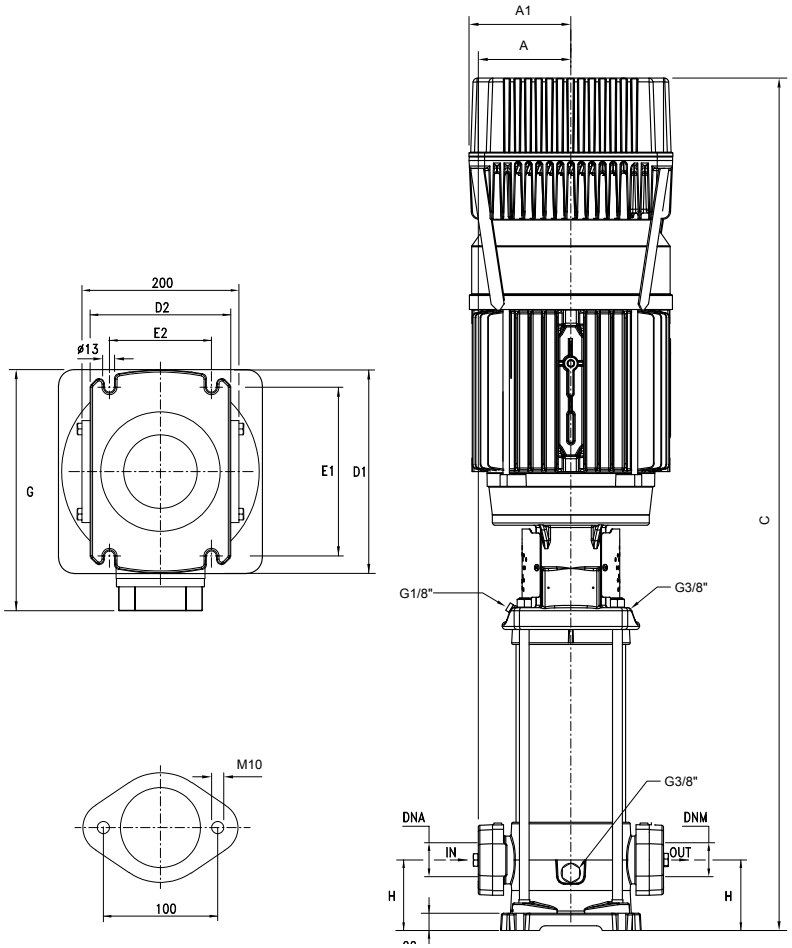


| U 18LG | DIMENSIONS (mm) | | | | | | | | | DNA | DNM |
|---|---|---|---|---|---|---|---|---|---|---|---|
| | A | A1 | C | D1 | D2 | E1 | E2 | G | H | | |
| **920/10 T** | 118 | 130 | 1300 | 260 | 180 | 215 | 130 | 307 | 90 | 2″G | 2″G |
| **1000/11 T** | 118 | 130 | 1285 | 260 | 180 | 215 | 130 | 307 | 90 | | |

# BOOSTERSET 2 ULTRA V/L+VSD

| 2U 3... V/L | | | | P1 (kW) | Q (m³/h - l/min) | | | | | | |
|---|---|---|---|---|---|---|---|---|---|---|---|
| VSD | | | 3~ | | 0 | 1,2 | 2,4 | 3,6 | 4,8 | 7,2 | 9,6 |
| | | | | | 0 | 20 | 40 | 60 | 80 | 120 | 160 |
| 1 x 230 V | | 3 x 400 V | | | H (m) | | | | | | |
| EPIC | IPFC | IPFC | | 3~ | | | | | | | |
| EPIC | 109 | 306 | 2U 3...-100/5T | 2x1 | 52,2 | 48,9 | 45,1 | 40,8 | 36,0 | 25,4 | 14,0 |
| EPIC | 109 | 306 | 2U 3...-120/6T | 2x1,2 | 62,8 | 58,7 | 54,5 | 49,6 | 43,9 | 32,1 | 18,3 |
| EPIC | 109 | 306 | 2U 3...-150/7T | 2x1,5 | 75,5 | 71,3 | 66,6 | 61,2 | 54,8 | 41,1 | 24,9 |
| EPIC | 109 | 306 | 2U 3...-180/8T | 2x1,6 | 85,2 | 80,6 | 75,1 | 69,3 | 61,9 | 45,2 | 26,9 |
| EPIC | 109 | 306 | 2U 3...-200/9T | 2x1,8 | 95,8 | 92,2 | 86,3 | 78,9 | 70,7 | 52,7 | 30,8 |
| EPIC | 114 | 306 | 2U 3...-250/10T | 2x2 | 108,4 | 102,9 | 96,5 | 88,2 | 79,7 | 58,3 | 34,1 |
| - | 114 | 306 | 2U 3...-280/11T | 2x2,2 | 119,0 | 112,3 | 104,4 | 95,3 | 85,6 | 62,7 | 37,3 |
| - | 114 | 306 | 2U 3...-300/12T | 2x2,4 | 128,9 | 121,5 | 113 | 103,5 | 92,2 | 67,9 | 40,5 |

| 2U 5... V/L | | | | P1 (kW) | Q (m³/h - l/min) | | | | | | | |
|---|---|---|---|---|---|---|---|---|---|---|---|---|
| VSD | | | 3~ | | 0 | 3,6 | 4,8 | 7,2 | 9,6 | 12 | 14,4 | 16,8 |
| | | | | | 0 | 60 | 80 | 120 | 160 | 200 | 240 | 280 |
| 1 x 230 V | | 3 x 400 V | | | H (m) | | | | | | | |
| EPIC | IPFC | IPFC | | 3~ | | | | | | | | |
| EPIC | 109 | 306 | 2U 5...-120/4T | 2x1,13 | 45,3 | 41,3 | 39,6 | 35,6 | 30,8 | 24,9 | 17,6 | 6,4 |
| EPIC | 109 | 306 | 2U 5...-150/5T | 2x1,39 | 56,8 | 53 | 51 | 46,1 | 40,1 | 33,3 | 24,8 | 11,5 |
| EPIC | 109 | 306 | 2U 5...-180/6T | 2x1,62 | 69,3 | 64,4 | 62,0 | 55,6 | 48,2 | 39,6 | 28,8 | 12,0 |
| EPIC | 109 | 306 | 2U 5...-200/7T | 2x1,86 | 80,3 | 73,6 | 71,0 | 64,5 | 56,1 | 46,0 | 33,4 | 12,5 |
| EPIC | 114 | 306 | 2U 5...-250/8T | 2x2,17 | 91,4 | 85,0 | 81,8 | 74,3 | 65,5 | 54,7 | 40,4 | 19,1 |
| - | 114 | 306 | 2U 5...-280/9T | 2x2,4 | 102,1 | 94,6 | 90,7 | 81,6 | 71,0 | 58,5 | 42,3 | 20,1 |
| - | 114 | 306 | 2U 5...-300/10T | 2x2,73 | 112,7 | 103,9 | 99,9 | 89,8 | 78,2 | 64 | 46,4 | 21 |
| - | 114 | 306 | 2U 5...-350/11T | 2x2,9 | 122,0 | 111,2 | 106,3 | 95,6 | 83,1 | 67,6 | 48,2 | 22,0 |
| - | - | 309 | 2U 5...-380/12T | 2x3,2 | 138,4 | 127,2 | 122,4 | 111,7 | 97,3 | 80,4 | 58,8 | 28,9 |

| 2U 7... V/L | | | | P1 (kW) | Q (m³/h - l/min) | | | | | | | | |
|---|---|---|---|---|---|---|---|---|---|---|---|---|---|
| VSD | | | 3~ | | 0 | 4,8 | 7,2 | 9,6 | 12 | 14,4 | 16,8 | 19,2 | 20,4 |
| | | | | | 0 | 80 | 120 | 160 | 200 | 240 | 280 | 320 | 340 |
| 1 x 230 V | | 3 x 400 V | | | H (m) | | | | | | | | |
| EPIC | IPFC | IPFC | | 3~ | | | | | | | | | |
| EPIC | 109 | 306 | 2U 7...-180/4T | 2x1,71 | 49,5 | 47,4 | 45,3 | 42,5 | 39,2 | 34,8 | 29,4 | 22,6 | 16,9 |
| - | 114 | 306 | 2U 7...-250/5T | 2x2,15 | 62,6 | 60,6 | 58,2 | 55,1 | 51,1 | 45,8 | 38,9 | 29,8 | 21,5 |
| - | 114 | 306 | 2U 7...-300/6T | 2x2,63 | 74,8 | 71,5 | 68,3 | 64,5 | 59,3 | 53,0 | 44,6 | 34,5 | 26,7 |
| - | 114 | 306 | 2U 7...-350/7T | 2x2,8 | 87,2 | 83,3 | 79,3 | 74,6 | 68,9 | 61,9 | 52,5 | 41,0 | 32,2 |
| - | - | 309 | 2U 7...-400/8T | 2x3,1 | 99,5 | 96,1 | 92,6 | 87,9 | 81,9 | 74,5 | 64,4 | 51,0 | 43,0 |
| - | - | 309 | 2U 7...-450/9T | 2x3,6 | 113,2 | 109,7 | 105,4 | 100,1 | 93,5 | 84,8 | 73,6 | 59,6 | 49,0 |
| - | - | 311 | 2U 7...-550/10T | 2x4,0 | 127,0 | 123,8 | 119,6 | 114,1 | 106,6 | 97,6 | 86,0 | 70,3 | 61,0 |

# BOOSTERSET 2 ULTRA V/L+VSD

| 2U 9... V/L | | | | P1 (kW) | Q (m³/h - l/min) | | | | | | | | | | | |
|---|---|---|---|---|---|---|---|---|---|---|---|---|---|---|---|---|
| VSD | | | 3~ | | 0 | 7,2 | 9,6 | 12 | 14,4 | 16,8 | 19,2 | 22 | 24 | 26,4 | 28,8 | 31,2 |
| | | | | | 0 | 120 | 160 | 200 | 240 | 280 | 320 | 360 | 400 | 440 | 480 | 520 |
| 1 x 230 V | | 3 x 400 V | | | H (m) | | | | | | | | | | | |
| EPIC | IPFC | IPFC | | 3~ | | | | | | | | | | | | |
| EPIC | 109 | 306 | 2U 9...-200/4T | 2x1,77 | 47,1 | 43,5 | 42,0 | 40,5 | 38,3 | 35,7 | 32,4 | 28,4 | 23,8 | 18,9 | 13,3 | 7,3 |
| EPIC | 114 | 306 | 2U 9...-250/5T | 2x2,18 | 59,2 | 54,4 | 52,4 | 50,4 | 47,9 | 44,8 | 40,5 | 35,5 | 29,8 | 23,5 | 16,3 | 8,5 |
| - | 114 | 306 | 2U 9...-300/6T | 2x2,64 | 69,4 | 63,7 | 61,4 | 58,8 | 55,6 | 51,6 | 46,5 | 40,3 | 33,5 | 25,4 | 17,0 | 9,0 |
| - | 114 | 309 | 2U 9...-400/7T | 2x3,0 | 82,0 | 76,0 | 73,7 | 70,9 | 67,5 | 63,0 | 57,0 | 49,7 | 41,0 | 31,2 | 20,1 | 9,5 |
| - | - | 309 | 2U 9...-450/8T | 2x3,5 | 94,5 | 88,4 | 86,0 | 83 | 79,4 | 74,7 | 68,0 | 59,8 | 49,8 | 38,9 | 27,0 | 11,6 |
| - | - | 309 | 2U 9...-500/9T | 2x3,9 | 105,4 | 98,9 | 96,1 | 92,7 | 88,5 | 82,8 | 75,0 | 65,4 | 54,5 | 41,8 | 28,0 | 12,5 |
| - | - | 311 | 2U 9...-550/10T | 2x4,3 | 117,6 | 111,0 | 108,4 | 105,3 | 101,1 | 95,1 | 87,2 | 76,7 | 64,8 | 51,2 | 36,4 | 20,1 |

| 2U 18... V/L | | | | P1 (kW) | Q (m³/h - l/min) | | | | | | | | | | | | | | | | |
|---|---|---|---|---|---|---|---|---|---|---|---|---|---|---|---|---|---|---|---|---|---|
| VSD | | | 3~ | | 0 | 12 | 14,4 | 16,8 | 19,2 | 21,6 | 24 | 26,4 | 28,8 | 31,2 | 33,6 | 36 | 38,4 | 40,8 | 43,2 | 45,6 | 48 |
| | | | | | 0 | 200 | 240 | 280 | 320 | 360 | 400 | 440 | 480 | 520 | 560 | 600 | 640 | 680 | 720 | 760 | 800 |
| 1 x 230 V | | 3 x 400 V | | | H (m) | | | | | | | | | | | | | | | | |
| EPIC | IPFC | IPFC | | 3~ | | | | | | | | | | | | | | | | | |
| EPIC | 114 | 306 | 2U 18...-250/3T | 2x2,19 | 34,5 | 32,0 | 31,6 | 30,9 | 30,1 | 29,1 | 28,1 | 26,8 | 25,5 | 24,1 | 22,5 | 20,7 | 18,7 | 16,5 | 14,4 | 12,2 | 10,0 |
| - | 114 | 309 | 2U 18...-400/4T | 2x3,0 | 46,8 | 44,2 | 43,7 | 43,1 | 42,4 | 41,3 | 40,1 | 38,6 | 36,9 | 35 | 32,6 | 30,1 | 27,4 | 24,5 | 21,5 | 18,4 | 15,2 |
| - | - | 309 | 2U 18...-450/5T | 2x3,9 | 59,1 | 55,9 | 55,1 | 54,1 | 52,8 | 51,3 | 49,7 | 47,7 | 45,5 | 43,0 | 40,3 | 37,3 | 34,3 | 30,9 | 27,4 | 23,9 | 19,8 |
| - | - | 311 | 2U 18...-550/6T | 2x4,6 | 71,6 | 68,2 | 67,4 | 66,5 | 65,4 | 63,8 | 61,9 | 59,7 | 57 | 54,2 | 51,1 | 47,6 | 43,7 | 39,5 | 34,7 | 29,9 | 25,2 |
| - | - | 314 | 2U 18...-750/8T | 2x6,2 | 96,1 | 92,6 | 91,5 | 90,1 | 88,5 | 86,6 | 84,4 | 81,6 | 78,3 | 74,5 | 69,8 | 64,7 | 59,1 | 53,3 | 46,9 | 40,5 | 34,3 |
| - | - | 318 | 2U 18...-900/9T | 2x6,9 | 108,0 | 103,6 | 102,3 | 100,8 | 99,0 | 96,9 | 94,1 | 91,1 | 87,5 | 83,0 | 78,3 | 72,6 | 66,2 | 59,6 | 52,6 | 45,5 | 38,3 |

# BOOSTERSET 2 ULTRA LG+VSD

| 2U 18 LG | | P1 (kW) | Q (m³/h - l/min) | | | | | | | | | | | | | | | | | |
|---|---|---|---|---|---|---|---|---|---|---|---|---|---|---|---|---|---|---|---|---|
| VSD | 3~ | | 0 | 12 | 14,4 | 16,8 | 19,2 | 21,6 | 24 | 26,4 | 28,8 | 31,2 | 33,6 | 36 | 38,4 | 40,8 | 43,2 | 45,6 | 48 |
| | | | 0 | 200 | 240 | 280 | 320 | 360 | 400 | 440 | 480 | 520 | 560 | 600 | 640 | 680 | 720 | 760 | 800 |
| 3 x 400 V | | | H (m) | | | | | | | | | | | | | | | | |
| IPFC | | 3~ | | | | | | | | | | | | | | | | | |
| 318 | 2U 18LG-920/10T | 2x7,7 | 120,7 | 115,6 | 114,5 | 112,7 | 110,4 | 107,4 | 103,9 | 100,3 | 96,0 | 91,2 | 85,5 | 78,3 | 70,8 | 63,1 | 55,5 | 47,5 | 39,1 |
| 318 | 2U 18LG-1000/11T | 2x8,3 | 134,3 | 129,0 | 128,2 | 126,8 | 124,7 | 122,1 | 119,1 | 115,0 | 110,6 | 105,7 | 99,6 | 92,1 | 83,6 | 75,7 | 67,3 | 59,1 | 50,7 |

# BOOSTERSET 2 ULTRA SV/SL/SLX+VSD

| 2U 3... SV/SL/SLX | | | | P1 (kW) | Q (m³/h - l/min) | | | | | | |
|---|---|---|---|---|---|---|---|---|---|---|---|
| VSD | | | 3~ | | 0 | 1,2 | 2,4 | 3,6 | 4,8 | 7,2 | 9,6 |
| | | | | | 0 | 20 | 40 | 60 | 80 | 120 | 160 |
| 1 x 230 V | | 3 x 400 V | | | H (m) | | | | | | |
| EPIC | IPFC | IPFC | | 3~ | | | | | | | |
| EPIC | 109 | 306 | 2U 3...-100/5T | 2x0,9 | 55,3 | 53,5 | 50,3 | 46,5 | 42,1 | 31,6 | 17,7 |
| EPIC | 109 | 306 | 2U 3...-120/6T | 2x1,1 | 66,6 | 64,4 | 60,8 | 56,0 | 50,7 | 38,1 | 22,4 |
| EPIC | 109 | 306 | 2U 3...-150/7T | 2x1,3 | 80,1 | 77,7 | 74,2 | 69,1 | 63,3 | 48,8 | 30,0 |
| EPIC | 109 | 306 | 2U 3...-180/8T | 2x1,5 | 91,5 | 88,8 | 84,8 | 79,0 | 72,3 | 55,8 | 34,3 |
| EPIC | 109 | 306 | 2U 3...-200/9T | 2x1,6 | 103,0 | 99,9 | 95,4 | 88,8 | 81,4 | 62,7 | 38,6 |
| EPIC | 114 | 306 | 2U 3...-250/10T | 2x1,8 | 114,4 | 111,0 | 106,0 | 98,7 | 90,4 | 69,7 | 42,9 |
| EPIC | 114 | 306 | 2U 3...-280/11T | 2x2,0 | 125,9 | 122,1 | 116,6 | 108,6 | 99,5 | 76,7 | 47,1 |
| - | 114 | 306 | 2U 3...-300/12T | 2x2,2 | 137,3 | 133,2 | 127,2 | 118,5 | 108,5 | 83,7 | 51,4 |

| 2U 5... SV/SL/SLX | | | | P1 (kW) | Q (m³/h - l/min) | | | | | | | |
|---|---|---|---|---|---|---|---|---|---|---|---|---|
| VSD | | | 3~ | | 0 | 3,6 | 4,8 | 7,2 | 9,6 | 12 | 14,4 | 16,8 |
| | | | | | 0 | 60 | 80 | 120 | 160 | 200 | 240 | 280 |
| 1 x 230 V | | 3 x 400 V | | | H (m) | | | | | | | |
| EPIC | IPFC | IPFC | | 3~ | | | | | | | | |
| EPIC | 109 | 306 | 2U 5...-120/4T | 2x1,09 | 45,5 | 42,2 | 40,7 | 37,2 | 32,9 | 27,4 | 19,8 | 10,4 |
| EPIC | 109 | 306 | 2U 5...-150/5T | 2x1,31 | 57,2 | 53,4 | 51,7 | 47,6 | 42,3 | 35,2 | 25,7 | 14,0 |
| EPIC | 109 | 306 | 2U 5...-180/6T | 2x1,55 | 68,9 | 64,4 | 62,3 | 57,5 | 51,5 | 43,5 | 32,6 | 18,1 |
| EPIC | 109 | 306 | 2U 5...-200/7T | 2x1,77 | 81 | 75,5 | 73,0 | 67,4 | 60,3 | 51,0 | 38,6 | 21,0 |
| EPIC | 114 | 306 | 2U 5...-250/8T | 2x2,07 | 92,1 | 86,5 | 84,0 | 77,8 | 70,1 | 60 | 45,5 | 26 |
| - | 114 | 306 | 2U 5...-280/9T | 2x2,27 | 103,4 | 96,7 | 93,5 | 86 | 77,1 | 65,6 | 48,7 | 27,6 |
| - | 114 | 306 | 2U 5...-300/10T | 2x2,57 | 114,2 | 106,4 | 102,9 | 95,2 | 85,2 | 72,0 | 53,3 | 30 |
| - | 114 | 306 | 2U 5...-350/11T | 2x2,9 | 125,1 | 115,7 | 111,8 | 102,6 | 91,6 | 77,1 | 57,1 | 30,7 |
| - | - | 309 | 2U 5...-380/12T | 2x3,2 | 138,1 | 129,4 | 125,9 | 117,4 | 106 | 91,2 | 70,1 | 42,2 |

# BOOSTERSET 2 ULTRA SV/SL/SLX+VSD

| 2U 7... SV/SL/SLX | | | | P1 (kW) | Q (m³/h - l/min) | | | | | | | | |
|---|---|---|---|---|---|---|---|---|---|---|---|---|---|
| VSD | | | 3~ | | 0 | 4,8 | 7,2 | 9,6 | 12 | 14,4 | 16,8 | 19,2 | 21,6 |
| | | | | | 0 | 80 | 120 | 160 | 200 | 240 | 280 | 320 | 360 |
| 1 x 230 V | | 3 x 400 V | | | H (m) | | | | | | | | |
| EPIC | IPFC | IPFC | | 3~ | | | | | | | | | |
| EPIC | 109 | 306 | 2U 7...-180/4T | 2x1,62 | 48,0 | 46,3 | 45,7 | 43,6 | 40,4 | 36,4 | 31,4 | 25,0 | 17,2 |
| EPIC | 114 | 306 | 2U 7...-250/5T | 2x2,05 | 60,3 | 59,0 | 58,2 | 55,7 | 52,2 | 47,4 | 41,3 | 33,5 | 23,5 |
| - | 114 | 306 | 2U 7...-300/6T | 2x2,44 | 71,8 | 70,0 | 68,9 | 65,7 | 61,3 | 55,4 | 48,1 | 38,5 | 26,0 |
| - | 114 | 306 | 2U 7...-350/7T | 2x2,9 | 83,5 | 80,7 | 78,8 | 74,7 | 69,4 | 62,6 | 53,9 | 42,7 | 27,5 |
| - | - | 309 | 2U 7...-400/8T | 2x3,3 | 95,6 | 93,3 | 91,4 | 87,2 | 81,6 | 74,2 | 64,8 | 51,9 | 33,0 |
| - | - | 309 | 2U 7...-450/9T | 2x3,7 | 108,5 | 106,5 | 105,1 | 101,0 | 95,0 | 87,2 | 76,6 | 62,6 | 39,5 |
| - | - | 309 | 2U 7...-550/10T | 2x4,1 | 121,5 | 120,1 | 119,3 | 115,3 | 109,2 | 100,8 | 89,8 | 75,0 | 55,4 |

| 2U 9... SV/SL/SLX | | | | P1 (kW) | Q (m³/h - l/min) | | | | | | | | | | | |
|---|---|---|---|---|---|---|---|---|---|---|---|---|---|---|---|---|
| VSD | | | 3~ | | 0 | 7,2 | 9,6 | 12 | 14,4 | 16,8 | 19,2 | 21,6 | 24 | 26,4 | 28,8 | 31,2 |
| | | | | | 0 | 120 | 160 | 200 | 240 | 280 | 320 | 360 | 400 | 440 | 480 | 520 |
| 1 x 230 V | | 3 x 400 V | | | H (m) | | | | | | | | | | | |
| EPIC | IPFC | IPFC | | 3~ | | | | | | | | | | | | |
| EPIC | 109 | 306 | 2U 9...-200/4T | 2x1,77 | 47,6 | 43,5 | 42,1 | 40,1 | 38,1 | 35,7 | 32,7 | 28,9 | 24,2 | 19,0 | 13,1 | 7,1 |
| EPIC | 114 | 306 | 2U 9...-250/5T | 2x2,23 | 60 | 54,8 | 53,0 | 51 | 48,2 | 45,4 | 42 | 37,3 | 31,6 | 25 | 18,0 | 10,6 |
| - | 114 | 306 | 2U 9...-300/6T | 2x2,58 | 71,8 | 64,9 | 63,0 | 59,9 | 57,0 | 53,7 | 49,7 | 44,3 | 37,0 | 29,5 | 20,8 | 11,1 |
| - | - | 309 | 2U 9...-400/7T | 2x3,1 | 83,3 | 76,7 | 74,9 | 71,8 | 68,3 | 64,6 | 59,9 | 53,5 | 44,8 | 35,9 | 25,7 | 14,3 |
| - | - | 309 | 2U 9...-450/8T | 2x3,6 | 97,3 | 89,5 | 87,3 | 84 | 80,5 | 76,5 | 71,6 | 64,8 | 54,9 | 44,0 | 32,4 | 19,7 |
| - | - | 309 | 2U 9...-500/9T | 2x4,0 | 109,0 | 100,0 | 97,6 | 93,6 | 89,5 | 85,0 | 79,4 | 71,6 | 60,1 | 48,0 | 34,9 | 21,9 |
| - | - | 311 | 2U 9...-550/10T | 2x4,4 | 122,0 | 112,8 | 110,5 | 106,5 | 102,2 | 97,3 | 91,6 | 82,8 | 70,7 | 57,1 | 42,3 | 26,5 |

| 2U 18... SV/SL/SLX | | | | P1 (kW) | Q (m³/h - l/min) | | | | | | | | | | | | | | | | |
|---|---|---|---|---|---|---|---|---|---|---|---|---|---|---|---|---|---|---|---|---|---|
| VSD | | | 3~ | | 0 | 12 | 14,4 | 16,8 | 19,2 | 21,6 | 24 | 26,4 | 28,8 | 31,2 | 33,6 | 36 | 38,4 | 40,8 | 43,2 | 45,6 | 48 |
| | | | | | 0 | 200 | 240 | 280 | 320 | 360 | 400 | 440 | 480 | 520 | 560 | 600 | 640 | 680 | 720 | 760 | 800 |
| 1 x 230 V | | 3 x 400 V | | | H (m) | | | | | | | | | | | | | | | | |
| EPIC | IPFC | IPFC | | 3~ | | | | | | | | | | | | | | | | | |
| EPIC | 114 | 306 | 2U 18...-250/3T | 2x2,29 | 35,7 | 33,1 | 32,3 | 31,3 | 30,4 | 29,4 | 28,4 | 27,4 | 26,3 | 25,1 | 24 | 22,8 | 21,4 | 19,6 | 17,8 | 15,4 | 12,9 |
| - | 114 | 309 | 2U 18...-400/4T | 2x3,1 | 47,9 | 45 | 44 | 42,8 | 41,7 | 40,5 | 39,1 | 37,8 | 36,6 | 35,2 | 33,9 | 32,2 | 30,2 | 28,0 | 25,1 | 22,1 | 18,1 |
| - | - | 309 | 2U 18...-450/5T | 2x3,9 | 58,1 | 54,3 | 53,1 | 51,8 | 50,4 | 49,0 | 47,4 | 45,9 | 44,3 | 42,7 | 41,0 | 39,2 | 37,0 | 34,0 | 30,8 | 26,9 | 23,0 |
| - | - | 311 | 2U 18...-550/6T | 2x4,7 | 70,5 | 66,4 | 65,0 | 63,6 | 62,0 | 60,5 | 58,9 | 57,2 | 55,4 | 53,5 | 51,5 | 49,3 | 46,3 | 43,3 | 39,4 | 34,9 | 30,4 |
| - | - | 314 | 2U 18...-750/8T | 2x6,2 | 95,9 | 90,9 | 89,58 | 88,0 | 86,1 | 83,9 | 81,6 | 79,5 | 76,8 | 74,4 | 71,8 | 68,5 | 65,0 | 60,4 | 55,2 | 49,0 | 42,2 |
| - | - | 318 | 2U 18...-900/9T | 2x7,0 | 106,4 | 101,8 | 100,4 | 98,6 | 96,1 | 93,5 | 91,0 | 88,2 | 85,5 | 82,7 | 79,7 | 76,2 | 72,1 | 66,9 | 60,8 | 53,7 | 46,1 |

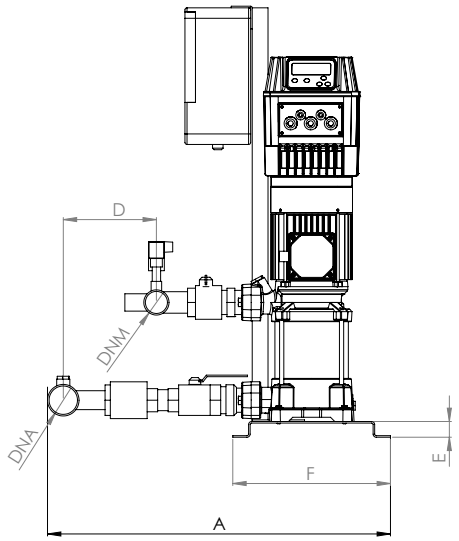


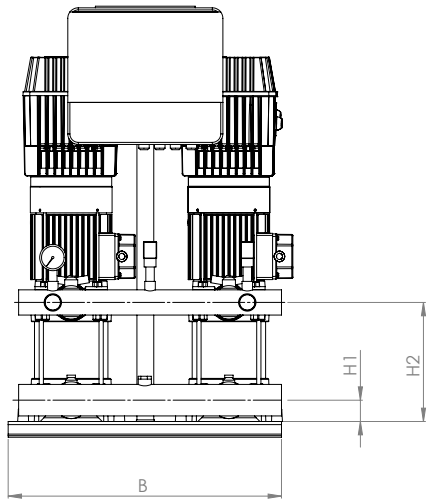


| 2U 3V/SV | DIMENSIONS (mm) | | | | | | | DNA | DNM |
|---|---|---|---|---|---|---|---|---|---|
| | A | B | D | E | F | H1 | H2 | | |
| **100/5** | 580 | 520 | 110 | 30 | 300 | 40 | 178 | 2″G | 1″1/2G |
| **120/6** | 580 | 520 | 110 | 30 | 300 | 40 | 202 | | |
| **150/7** | 580 | 520 | 110 | 30 | 300 | 40 | 226 | | |
| **180/8** | 580 | 520 | 110 | 30 | 300 | 40 | 250 | | |
| **200/9** | 580 | 520 | 110 | 30 | 300 | 40 | 274 | | |
| **250/10** | 580 | 520 | 110 | 30 | 300 | 40 | 298 | | |
| **280/11** | 580 | 520 | 110 | 30 | 300 | 40 | 322 | | |
| **300/12** | 580 | 520 | 110 | 30 | 300 | 40 | 346 | | |

| 2U 9V/SV | DIMENSIONS (mm) | | | | | | | DNA | DNM |
|---|---|---|---|---|---|---|---|---|---|
| | A | B | D | E | F | H1 | H2 | | |
| **200/4** | 630 | 520 | 145 | 30 | 300 | 40 | 202 | 2″1/2G | 2″G |
| **250/5** | 630 | 520 | 145 | 30 | 300 | 40 | 232 | | |
| **300/6** | 630 | 520 | 145 | 30 | 300 | 40 | 262 | | |
| **400/7** | 630 | 520 | 145 | 30 | 300 | 40 | 292 | | |
| **450/8** | 630 | 520 | 145 | 30 | 300 | 40 | 325 | | |
| **500/9** | 630 | 520 | 145 | 30 | 300 | 40 | 355 | | |
| **550/10** | 630 | 520 | 145 | 30 | 300 | 40 | 385 | | |

| 2U 5V/SV | DIMENSIONS (mm) | | | | | | | DNA | DNM |
|---|---|---|---|---|---|---|---|---|---|
| | A | B | D | E | F | H1 | H2 | | |
| **120/4** | 580 | 520 | 110 | 30 | 300 | 40 | 178 | 2″G | 1″1/2G |
| **150/5** | 580 | 520 | 110 | 30 | 300 | 40 | 202 | | |
| **180/6** | 580 | 520 | 110 | 30 | 300 | 40 | 226 | | |
| **200/7** | 580 | 520 | 110 | 30 | 300 | 40 | 250 | | |
| **250/8** | 580 | 520 | 110 | 30 | 300 | 40 | 274 | | |
| **280/9** | 580 | 520 | 110 | 30 | 300 | 40 | 298 | | |
| **300/10** | 580 | 520 | 110 | 30 | 300 | 40 | 322 | | |
| **350/11** | 580 | 520 | 110 | 30 | 300 | 40 | 346 | | |
| **380/12** | 580 | 520 | 110 | 30 | 300 | 40 | 370 | | |

| 2U 18V/SV | DIMENSIONS (mm) | | | | | | | DNA | DNM |
|---|---|---|---|---|---|---|---|---|---|
| | A | B | D | E | F | H1 | H2 | | |
| **250/3** | - | 520 | 165 | 30 | 300 | 50 | 211 | 3″G | 2″1/2G |
| **400/4** | - | 520 | 165 | 30 | 300 | 50 | 248 | | |
| **450/5** | - | 520 | 165 | 30 | 300 | 50 | 289 | | |
| **550/6** | - | 520 | 165 | 30 | 300 | 50 | 326 | | |
| **750/8** | - | 520 | 165 | 30 | 300 | 50 | 401 | | |
| **900/9** | - | 520 | 165 | 30 | 300 | 50 | 439 | | |

| 2U 7V/SV | DIMENSIONS (mm) | | | | | | | DNA | DNM |
|---|---|---|---|---|---|---|---|---|---|
| | A | B | D | E | F | H1 | H2 | | |
| **180/4** | 630 | 520 | 145 | 30 | 300 | 40 | 178 | 2″1/2G | 2″G |
| **250/5** | 630 | 520 | 145 | 30 | 300 | 40 | 202 | | |
| **300/6** | 630 | 520 | 145 | 30 | 300 | 40 | 226 | | |
| **350/7** | 630 | 520 | 145 | 30 | 300 | 40 | 250 | | |
| **400/8** | 630 | 520 | 145 | 30 | 300 | 40 | 274 | | |
| **450/9** | 630 | 520 | 145 | 30 | 300 | 40 | 301 | | |
| **550/10** | 630 | 520 | 145 | 30 | 300 | 40 | 325 | | |

# BOOSTERSET 2 ULTRA L/SL/SLX+VSD

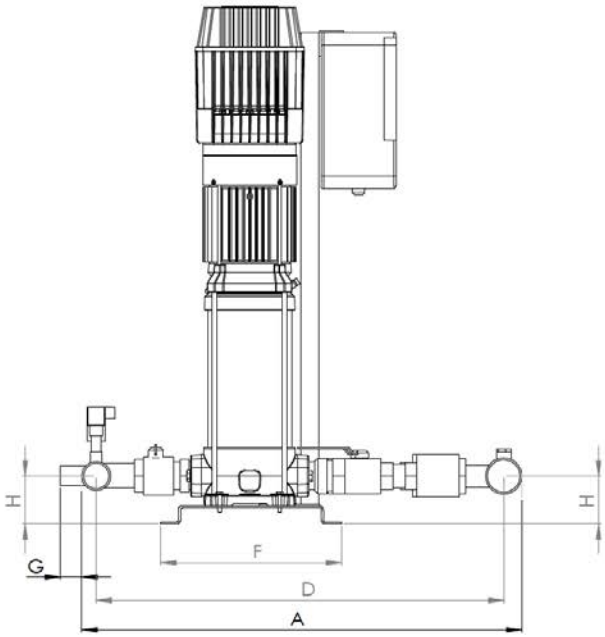


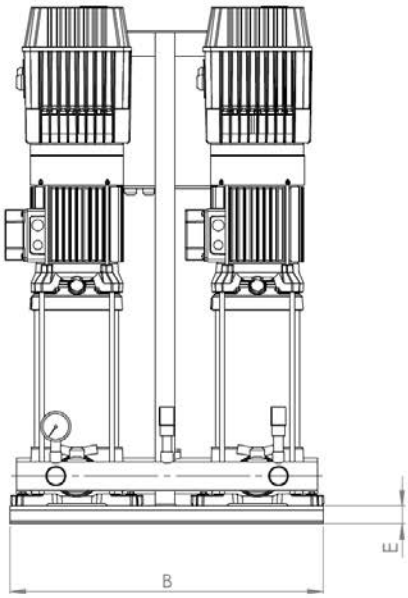


| 2U 3L/SL/SLX | DIMENSIONS (mm) | | | | | | | DNA | DNM |
|---|---|---|---|---|---|---|---|---|---|
| | A | B | D | E | F | G | H | | |
| **100/5** | 660 | 520 | 610 | 30 | 300 | 30 | 50 | 2″G | 1″1/2G |
| **120/6** | 660 | 520 | 610 | 30 | 300 | 30 | 50 | | |
| **150/7** | 660 | 520 | 610 | 30 | 300 | 30 | 50 | | |
| **180/8** | 660 | 520 | 610 | 30 | 300 | 30 | 50 | | |
| **200/9** | 660 | 520 | 610 | 30 | 300 | 30 | 50 | | |
| **250/10** | 660 | 520 | 610 | 30 | 300 | 30 | 50 | | |
| **280/11** | 660 | 520 | 610 | 30 | 300 | 30 | 50 | | |
| **300/12** | 660 | 520 | 610 | 30 | 300 | 30 | 50 | | |

| 2U 9L/SL/SLX | DIMENSIONS (mm) | | | | | | | DNA | DNM |
|---|---|---|---|---|---|---|---|---|---|
| | A | B | D | E | F | G | H | | |
| **200/4** | 785 | 566 | 715 | 30 | 300 | 30 | 80 | 2″1/2G | 2″G |
| **250/5** | 785 | 566 | 715 | 30 | 300 | 30 | 80 | | |
| **300/6** | 785 | 566 | 715 | 30 | 300 | 30 | 80 | | |
| **400/7** | 785 | 566 | 715 | 30 | 300 | 30 | 80 | | |
| **450/8** | 785 | 566 | 715 | 30 | 300 | 30 | 80 | | |
| **500/9** | 785 | 566 | 715 | 30 | 300 | 30 | 80 | | |
| **550/10** | 785 | 566 | 715 | 30 | 300 | 30 | 80 | | |

| 2U 5L/SL/SLX | DIMENSIONS (mm) | | | | | | | DNA | DNM |
|---|---|---|---|---|---|---|---|---|---|
| | 660 | B | D | E | F | G | H | | |
| **120/4** | 660 | 520 | 610 | 30 | 300 | 30 | 50 | 2″G | 1″1/2G |
| **150/5** | 660 | 520 | 610 | 30 | 300 | 30 | 50 | | |
| **180/6** | 660 | 520 | 610 | 30 | 300 | 30 | 50 | | |
| **200/7** | 660 | 520 | 610 | 30 | 300 | 30 | 50 | | |
| **250/8** | 660 | 520 | 610 | 30 | 300 | 30 | 50 | | |
| **280/9** | 660 | 520 | 610 | 30 | 300 | 30 | 50 | | |
| **300/10** | 660 | 520 | 610 | 30 | 300 | 30 | 50 | | |
| **350/11** | 660 | 520 | 610 | 30 | 300 | 30 | 50 | | |
| **380/12** | 660 | 520 | 610 | 30 | 300 | 30 | 50 | | |

| 2U 18L/SL/SLX | DIMENSIONS (mm) | | | | | | | DNA | DNM |
|---|---|---|---|---|---|---|---|---|---|
| | A | B | D | E | F | G | H | | |
| **250/3** | 840 | 566 | 760 | 30 | 300 | 30 | 90 | 3″G | 2″1/2G |
| **400/4** | 840 | 566 | 760 | 30 | 300 | 30 | 90 | | |
| **450/5** | 840 | 566 | 760 | 30 | 300 | 30 | 90 | | |
| **550/6** | 840 | 566 | 760 | 30 | 300 | 30 | 90 | | |
| **750/8** | 840 | 566 | 760 | 30 | 300 | 30 | 90 | | |
| **900/9** | 840 | 566 | 760 | 30 | 300 | 30 | 90 | | |

| 2U 7L/SL/SLX | DIMENSIONS (mm) | | | | | | | DNA | DNM |
|---|---|---|---|---|---|---|---|---|---|
| | A | B | D | E | F | G | H | | |
| **180/4** | 755 | 520 | 685 | 30 | 300 | 30 | 50 | 2″1/2G | 2″G |
| **250/5** | 755 | 520 | 685 | 30 | 300 | 30 | 50 | | |
| **300/6** | 755 | 520 | 685 | 30 | 300 | 30 | 50 | | |
| **350/7** | 755 | 520 | 685 | 30 | 300 | 30 | 50 | | |
| **400/8** | 755 | 520 | 685 | 30 | 300 | 30 | 50 | | |
| **450/9** | 755 | 520 | 685 | 30 | 300 | 30 | 50 | | |
| **550/10** | 755 | 520 | 685 | 30 | 300 | 30 | 50 | | |

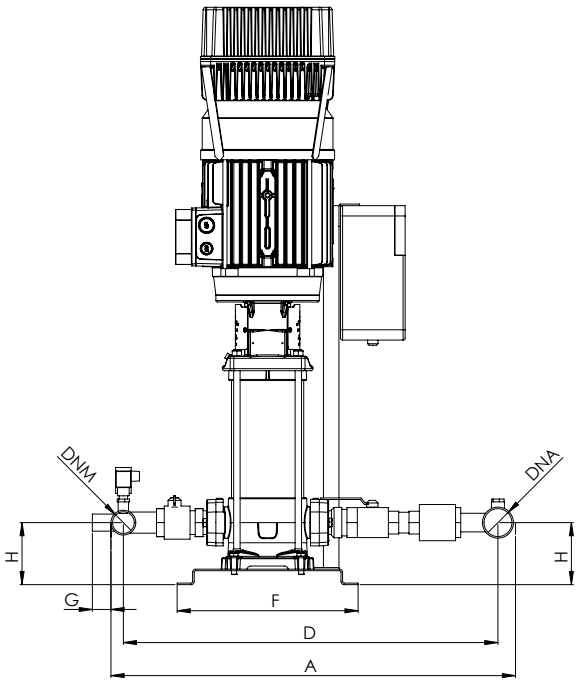


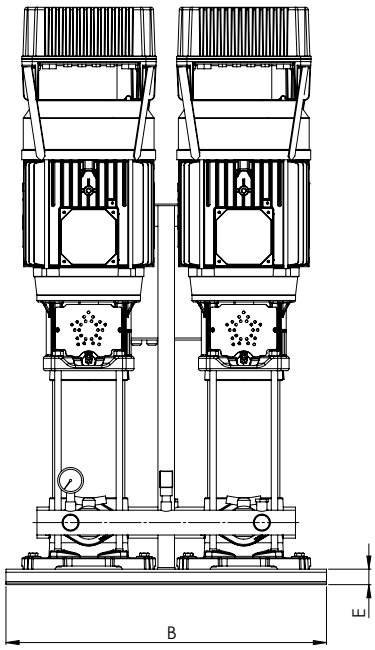


| 2U 18LG | DIMENSIONS (mm) | | | | | | | DNA | DNM |
|---|---|---|---|---|---|---|---|---|---|
| | A | B | D | E | F | G | H | | |
| **920/10** | 840 | 620 | 760 | 30 | 350 | 30 | 80 | 3″G | 2″1/2G |
| **1000/11** | 840 | 620 | 760 | 30 | 350 | 30 | 80 | | |

# BOOSTERSET 3 ULTRA V/L+VSD

| 3U 3... V/L | | | P1 (kW) | Q (m³/h - l/min) | | | | | | |
|---|---|---|---|---|---|---|---|---|---|---|
| VSD | | 3~ | | 0 | 1,8 | 3,6 | 5,4 | 7,2 | 10,8 | 14,4 |
| | | | | 0 | 30 | 60 | 90 | 120 | 180 | 240 |
| 1 x 230 V | 3 x 400 V | | | H (m) | | | | | | |
| IPFC | IPFC | | 3~ | | | | | | | |
| 109 | 306 | 3U 3...-100/5T | 3x1 | 52,2 | 48,9 | 45,1 | 40,8 | 36,0 | 25,4 | 14,0 |
| 109 | 306 | 3U 3...-120/6T | 3x1,2 | 62,8 | 58,7 | 54,5 | 49,6 | 43,9 | 32,1 | 18,3 |
| 109 | 306 | 3U 3...-150/7T | 3x1,5 | 75,5 | 71,3 | 66,6 | 61,2 | 54,8 | 41,1 | 24,9 |
| 109 | 306 | 3U 3...-180/8T | 3x1,6 | 85,2 | 80,6 | 75,1 | 69,3 | 61,9 | 45,2 | 26,9 |
| 109 | 306 | 3U 3...-200/9T | 3x1,8 | 95,8 | 92,2 | 86,3 | 78,9 | 70,7 | 52,7 | 30,8 |
| 114 | 306 | 3U 3...-250/10T | 3x2 | 108,4 | 102,9 | 96,5 | 88,2 | 79,7 | 58,3 | 34,1 |
| 114 | 306 | 3U 3...-280/11T | 3x2,2 | 119,0 | 112,3 | 104,4 | 95,3 | 85,6 | 62,7 | 37,3 |
| 114 | 306 | 3U 3...-300/12T | 3x2,4 | 128,9 | 121,5 | 113 | 103,5 | 92,2 | 67,9 | 40,5 |

| 3U 5... V/L | | | P1 (kW) | Q (m³/h - l/min) | | | | | | | |
|---|---|---|---|---|---|---|---|---|---|---|---|
| VSD | | 3~ | | 0 | 5,4 | 7,2 | 10,8 | 14,4 | 18 | 21,6 | 25,2 |
| | | | | 0 | 90 | 120 | 180 | 240 | 300 | 360 | 420 |
| 1 x 230 V | 3 x 400 V | | | H (m) | | | | | | | |
| IPFC | IPFC | | 3~ | | | | | | | | |
| 109 | 306 | 3U 5...-120/4T | 3x1,13 | 45,3 | 41,3 | 39,6 | 35,6 | 30,8 | 24,9 | 17,6 | 6,4 |
| 109 | 306 | 3U 5...-150/5T | 3x1,39 | 56,8 | 53 | 51 | 46,1 | 40,1 | 33,3 | 24,8 | 11,5 |
| 109 | 306 | 3U 5...-180/6T | 3x1,62 | 69,3 | 64,4 | 62,0 | 55,6 | 48,2 | 39,6 | 28,8 | 12,0 |
| 109 | 306 | 3U 5...-200/7T | 3x1,86 | 80,3 | 73,6 | 71,0 | 64,5 | 56,1 | 46,0 | 33,4 | 12,5 |
| 114 | 306 | 3U 5...-250/8T | 3x2,17 | 91,4 | 85,0 | 81,8 | 74,3 | 65,5 | 54,7 | 40,4 | 19,1 |
| 114 | 306 | 3U 5...-280/9T | 3x2,4 | 102,1 | 94,6 | 90,7 | 81,6 | 71,0 | 58,5 | 42,3 | 20,1 |
| 114 | 306 | 3U 5...-300/10T | 3x2,73 | 112,7 | 103,9 | 99,9 | 89,8 | 78,2 | 64 | 46,4 | 21 |
| 114 | 306 | 3U 5...-350/11T | 3x2,9 | 122,0 | 111,2 | 106,3 | 95,6 | 83,1 | 67,6 | 48,2 | 22,0 |
| - | 309 | 3U 5...-380/12T | 3x3,2 | 138,4 | 127,2 | 122,4 | 111,7 | 97,3 | 80,4 | 58,8 | 28,9 |

| 3U 7... V/L | | | P1 (kW) | Q (m³/h - l/min) | | | | | | | | |
|---|---|---|---|---|---|---|---|---|---|---|---|---|
| VSD | | 3~ | | 0 | 7,2 | 10,8 | 14,4 | 18 | 21,6 | 25,2 | 28,8 | 30,6 |
| | | | | 0 | 120 | 180 | 240 | 300 | 360 | 420 | 480 | 510 |
| 1 x 230 V | 3 x 400 V | | | H (m) | | | | | | | | |
| IPFC | IPFC | | 3~ | | | | | | | | | |
| 109 | 306 | 3U 7...-180/4T | 3x1,71 | 49,5 | 47,4 | 45,3 | 42,5 | 39,2 | 34,8 | 29,4 | 22,6 | 16,9 |
| 114 | 306 | 3U 7...-250/5T | 3x2,15 | 62,6 | 60,6 | 58,2 | 55,1 | 51,1 | 45,8 | 38,9 | 29,8 | 21,5 |
| 114 | 306 | 3U 7...-300/6T | 3x2,63 | 74,8 | 71,5 | 68,3 | 64,5 | 59,3 | 53,0 | 44,6 | 34,5 | 26,7 |
| 114 | 306 | 3U 7...-350/7T | 3x2,8 | 87,2 | 83,3 | 79,3 | 74,6 | 68,9 | 61,9 | 52,5 | 41,0 | 32,2 |
| - | 309 | 3U 7...-400/8T | 3x3,1 | 99,5 | 96,1 | 92,6 | 87,9 | 81,9 | 74,5 | 64,4 | 51,0 | 43,0 |
| - | 309 | 3U 7...-450/9T | 3x3,6 | 113,2 | 109,7 | 105,4 | 100,1 | 93,5 | 84,8 | 73,6 | 59,6 | 49,0 |
| - | 311 | 3U 7...-550/10T | 3x4,0 | 127,0 | 123,8 | 119,6 | 114,1 | 106,6 | 97,6 | 86,0 | 70,3 | 61,0 |

# BOOSTERSET 3 ULTRA V/L+VSD

| 3U 9... V/L | | | P1 (kW) | Q (m³/h - l/min) | | | | | | | | | | | |
|---|---|---|---|---|---|---|---|---|---|---|---|---|---|---|---|
| VSD | | 3~ | | 0 | 10,8 | 14,4 | 18 | 21,6 | 25,2 | 28,8 | 32,4 | 36 | 39,6 | 43,2 | 46,8 |
| | | | | 0 | 180 | 240 | 300 | 360 | 420 | 480 | 540 | 600 | 660 | 720 | 780 |
| 1 x 230 V | 3 x 400 V | | | H (m) | | | | | | | | | | | |
| IPFC | IPFC | | 3~ | | | | | | | | | | | | |
| 109 | 306 | 3U 9...-200/4T | 3x1,77 | 47,1 | 43,5 | 42,0 | 40,5 | 38,3 | 35,7 | 32,4 | 28,4 | 23,8 | 18,9 | 13,3 | 7,3 |
| 114 | 306 | 3U 9...-250/5T | 3x2,18 | 59,2 | 54,4 | 52,4 | 50,4 | 47,9 | 44,8 | 40,5 | 35,5 | 29,8 | 23,5 | 16,3 | 8,5 |
| 114 | 306 | 3U 9...-300/6T | 3x2,64 | 69,4 | 63,7 | 61,4 | 58,8 | 55,6 | 51,6 | 46,5 | 40,3 | 33,5 | 25,4 | 17,0 | 9,0 |
| 114 | 309 | 3U 9...-400/7T | 3x3,0 | 82,0 | 76,0 | 73,7 | 70,9 | 67,5 | 63,0 | 57,0 | 49,7 | 41,0 | 31,2 | 20,1 | 9,5 |
| - | 309 | 3U 9...-450/8T | 3x3,5 | 94,5 | 88,4 | 86,0 | 83 | 79,4 | 74,7 | 68,0 | 59,8 | 49,8 | 38,9 | 27,0 | 11,6 |
| - | 309 | 3U 9...-500/9T | 3x3,9 | 105,4 | 98,9 | 96,1 | 92,7 | 88,5 | 82,8 | 75,0 | 65,4 | 54,5 | 41,8 | 28,0 | 12,5 |
| - | 311 | 3U 9...-550/10T | 3x4,3 | 117,6 | 111,0 | 108,4 | 105,3 | 101,1 | 95,1 | 87,2 | 76,7 | 64,8 | 51,2 | 36,4 | 20,1 |

| 3U 18... V/L | | | P1 (kW) | Q (m³/h - l/min) | | | | | | | | | | | | | | | |
|---|---|---|---|---|---|---|---|---|---|---|---|---|---|---|---|---|---|---|---|
| VSD | | 3~ | | 0 | 18 | 21,6 | 25,2 | 28,8 | 32,4 | 36 | 39,6 | 43,2 | 46,8 | 50,4 | 54 | 57,6 | 61,2 | 64,8 | 68,4 | 72 |
| | | | | 0 | 300 | 360 | 420 | 480 | 540 | 600 | 660 | 720 | 780 | 840 | 900 | 960 | 1020 | 1080 | 1140 | 1200 |
| 1 x 230 V | 3 x 400 V | | | H (m) | | | | | | | | | | | | | | | | |
| IPFC | IPFC | | 3~ | | | | | | | | | | | | | | | | | |
| 114 | 306 | 3U 18...-250/3T | 3x2,19 | 34,5 | 32,0 | 31,6 | 30,9 | 30,1 | 29,1 | 28,1 | 26,8 | 25,5 | 24,1 | 22,5 | 20,7 | 18,7 | 16,5 | 14,4 | 12,2 | 10,0 |
| 114 | 309 | 3U 18...-400/4T | 3x3,0 | 46,8 | 44,2 | 43,7 | 43,1 | 42,4 | 41,3 | 40,1 | 38,6 | 36,9 | 35 | 32,6 | 30,1 | 27,4 | 24,5 | 21,5 | 18,4 | 15,2 |
| - | 309 | 3U 18...-450/5T | 3x3,9 | 59,1 | 55,9 | 55,1 | 54,1 | 52,8 | 51,3 | 49,7 | 47,7 | 45,5 | 43,0 | 40,3 | 37,3 | 34,3 | 30,9 | 27,4 | 23,9 | 19,8 |
| - | 311 | 3U 18...-550/6T | 3x4,6 | 71,6 | 68,2 | 67,4 | 66,5 | 65,4 | 63,8 | 61,9 | 59,7 | 57 | 54,2 | 51,1 | 47,6 | 43,7 | 39,5 | 34,7 | 29,9 | 25,2 |
| - | 314 | 3U 18...-750/8T | 3x6,2 | 96,1 | 92,6 | 91,5 | 90,1 | 88,5 | 86,6 | 84,4 | 81,6 | 78,3 | 74,5 | 69,8 | 64,7 | 59,1 | 53,3 | 46,9 | 40,5 | 34,3 |
| - | 318 | 3U 18...-900/9T | 3x6,9 | 108,0 | 103,6 | 102,3 | 100,8 | 99,0 | 96,9 | 94,1 | 91,1 | 87,5 | 83,0 | 78,3 | 72,6 | 66,2 | 59,6 | 52,6 | 45,5 | 38,3 |

# BOOSTERSET 3 ULTRA LG+VSD

| 3U 18 LG | | P1 (kW) | Q (m³/h - l/min) | | | | | | | | | | | | | | | | |
|---|---|---|---|---|---|---|---|---|---|---|---|---|---|---|---|---|---|---|---|
| VSD | 3~ | | 0 | 18 | 21,6 | 25,2 | 28,8 | 32,4 | 36 | 39,6 | 43,2 | 46,8 | 50,4 | 54 | 57,6 | 61,2 | 64,8 | 68,4 | 72 |
| | | | 0 | 300 | 360 | 420 | 480 | 540 | 600 | 660 | 720 | 780 | 840 | 900 | 960 | 1020 | 1080 | 1140 | 1200 |
| 3 x 400 V | | | H (m) | | | | | | | | | | | | | | | | |
| IPFC | | 3~ | | | | | | | | | | | | | | | | | |
| 318 | 3U 18LG-920/10T | 3x7,7 | 120,7 | 115,6 | 114,5 | 112,7 | 110,4 | 107,4 | 103,9 | 100,3 | 96,0 | 91,2 | 85,5 | 78,3 | 70,8 | 63,1 | 55,5 | 47,5 | 39,1 |
| 318 | 3U 18LG-1000/11T | 3x8,3 | 134,3 | 129,0 | 128,2 | 126,8 | 124,7 | 122,1 | 119,1 | 115,0 | 110,6 | 105,7 | 99,6 | 92,1 | 83,6 | 75,7 | 67,3 | 59,1 | 50,7 |

# BOOSTERSET 3 ULTRA SV/SL/SLX+VSD

| 3U 3... SV/SL/SLX | | | P1 (kW) | Q (m³/h - l/min) | | | | | | |
|---|---|---|---|---|---|---|---|---|---|---|
| VSD | | 3~ | | 0 | 1,8 | 3,6 | 5,4 | 7,2 | 10,8 | 14,4 |
| | | | | 0 | 30 | 60 | 90 | 120 | 180 | 240 |
| 1 x 230 V | 3 x 400 V | | | H (m) | | | | | | |
| IPFC | IPFC | | 3~ | | | | | | | |
| 109 | 306 | 3U 3...-100/5T | 3x0,9 | 55,3 | 53,5 | 50,3 | 46,5 | 42,1 | 31,6 | 17,7 |
| 109 | 306 | 3U 3...-120/6T | 3x1,1 | 66,6 | 64,4 | 60,8 | 56,0 | 50,7 | 38,1 | 22,4 |
| 109 | 306 | 3U 3...-150/7T | 3x1,3 | 80,1 | 77,7 | 74,2 | 69,1 | 63,3 | 48,8 | 30,0 |
| 109 | 306 | 3U 3...-180/8T | 3x1,5 | 91,5 | 88,8 | 84,8 | 79,0 | 72,3 | 55,8 | 34,3 |
| 109 | 306 | 3U 3...-200/9T | 3x1,6 | 103,0 | 99,9 | 95,4 | 88,8 | 81,4 | 62,7 | 38,6 |
| 114 | 306 | 3U 3...-250/10T | 3x1,8 | 114,4 | 111,0 | 106,0 | 98,7 | 90,4 | 69,7 | 42,9 |
| 114 | 306 | 3U 3...-280/11T | 3x2,0 | 125,9 | 122,1 | 116,6 | 108,6 | 99,5 | 76,7 | 47,1 |
| 114 | 306 | 3U 3...-300/12T | 3x2,2 | 137,3 | 133,2 | 127,2 | 118,5 | 108,5 | 83,7 | 51,4 |

# BOOSTERSET 3 ULTRA SV/SL/SLX+VSD

| 3U 5... SV/SL/SLX | | | P1 (kW) | Q (m³/h - l/min) | | | | | | | |
|---|---|---|---|---|---|---|---|---|---|---|---|
| VSD | | 3~ | | 0 | 5,4 | 7,2 | 10,8 | 14,4 | 18 | 21,6 | 25,2 |
| | | | | 0 | 90 | 120 | 180 | 240 | 300 | 360 | 420 |
| 1 x 230 V | 3 x 400 V | | | H (m) | | | | | | | |
| IPFC | IPFC | | 3~ | | | | | | | | |
| 109 | 306 | 3U 5...-120/4T | 3x1,09 | 45,5 | 42,2 | 40,7 | 37,2 | 32,9 | 27,4 | 19,8 | 10,4 |
| 109 | 306 | 3U 5...-150/5T | 3x1,31 | 57,2 | 53,4 | 51,7 | 47,6 | 42,3 | 35,2 | 25,7 | 14,0 |
| 109 | 306 | 3U 5...-180/6T | 3x1,55 | 68,9 | 64,4 | 62,3 | 57,5 | 51,5 | 43,5 | 32,6 | 18,1 |
| 109 | 306 | 3U 5...-200/7T | 3x1,77 | 81 | 75,5 | 73,0 | 67,4 | 60,3 | 51,0 | 38,6 | 21,0 |
| 114 | 306 | 3U 5...-250/8T | 3x2,07 | 92,1 | 86,5 | 84,0 | 77,8 | 70,1 | 60 | 45,5 | 26 |
| 114 | 306 | 3U 5...-280/9T | 3x2,27 | 103,4 | 96,7 | 93,5 | 86 | 77,1 | 65,6 | 48,7 | 27,6 |
| 114 | 306 | 3U 5...-300/10T | 3x2,57 | 114,2 | 106,4 | 102,9 | 95,2 | 85,2 | 72,0 | 53,3 | 30 |
| 114 | 306 | 3U 5...-350/11T | 3x2,9 | 125,1 | 115,7 | 111,8 | 102,6 | 91,6 | 77,1 | 57,1 | 30,7 |
| - | 309 | 3U 5...-380/12T | 3x3,2 | 138,1 | 129,4 | 125,9 | 117,4 | 106 | 91,2 | 70,1 | 42,2 |

| 3U 7... SV/SL/SLX | | | P1 (kW) | Q (m³/h - l/min) | | | | | | | | |
|---|---|---|---|---|---|---|---|---|---|---|---|---|
| VSD | | 3~ | | 0 | 7,2 | 10,8 | 14,4 | 18 | 21,6 | 25,2 | 28,8 | 32,4 |
| | | | | 0 | 120 | 180 | 240 | 300 | 360 | 420 | 480 | 540 |
| 1 x 230 V | 3 x 400 V | | | H (m) | | | | | | | | |
| IPFC | IPFC | | 3~ | | | | | | | | | |
| 109 | 306 | 3U 7...-180/4T | 3x1,62 | 48,0 | 46,3 | 45,7 | 43,6 | 40,4 | 36,4 | 31,4 | 25,0 | 17,2 |
| 114 | 306 | 3U 7...-250/5T | 3x2,05 | 60,3 | 59,0 | 58,2 | 55,7 | 52,2 | 47,4 | 41,3 | 33,5 | 23,5 |
| 114 | 306 | 3U 7...-300/6T | 3x2,44 | 71,8 | 70,0 | 68,9 | 65,7 | 61,3 | 55,4 | 48,1 | 38,5 | 26,0 |
| 114 | 306 | 3U 7...-350/7T | 3x2,9 | 83,5 | 80,7 | 78,8 | 74,7 | 69,4 | 62,6 | 53,9 | 42,7 | 27,5 |
| - | 309 | 3U 7...-400/8T | 3x3,3 | 95,6 | 93,3 | 91,4 | 87,2 | 81,6 | 74,2 | 64,8 | 51,9 | 33,0 |
| - | 309 | 3U 7...-450/9T | 3x3,7 | 108,5 | 106,5 | 105,1 | 101,0 | 95,0 | 87,2 | 76,6 | 62,6 | 39,5 |
| - | 309 | 3U 7...-550/10T | 3x4,1 | 121,5 | 120,1 | 119,3 | 115,3 | 109,2 | 100,8 | 89,8 | 75,0 | 55,4 |

| 3U 9... SV/SL/SLX | | | P1 (kW) | Q (m³/h - l/min) | | | | | | | | | | | |
|---|---|---|---|---|---|---|---|---|---|---|---|---|---|---|---|
| VSD | | 3~ | | 0 | 10,8 | 14,4 | 18 | 21,6 | 25,2 | 28,8 | 32,4 | 36 | 39,6 | 43,2 | 46,8 |
| | | | | 0 | 180 | 240 | 300 | 360 | 420 | 480 | 540 | 600 | 660 | 720 | 780 |
| 1 x 230 V | 3 x 400 V | | | H (m) | | | | | | | | | | | |
| IPFC | IPFC | | 3~ | | | | | | | | | | | | |
| 109 | 306 | 3U 9...-200/4T | 3x1,77 | 47,6 | 43,5 | 42,1 | 40,1 | 38,1 | 35,7 | 32,7 | 28,9 | 24,2 | 19,0 | 13,1 | 7,1 |
| 114 | 306 | 3U 9...-250/5T | 3x2,23 | 60 | 54,8 | 53,0 | 51 | 48,2 | 45,4 | 42 | 37,3 | 31,6 | 25 | 18,0 | 10,6 |
| 114 | 306 | 3U 9...-300/6T | 3x2,58 | 71,8 | 64,9 | 63,0 | 59,9 | 57,0 | 53,7 | 49,7 | 44,3 | 37,0 | 29,5 | 20,8 | 11,1 |
| - | 309 | 3U 9...-400/7T | 3x3,1 | 83,3 | 76,7 | 74,9 | 71,8 | 68,3 | 64,6 | 59,9 | 53,5 | 44,8 | 35,9 | 25,7 | 14,3 |
| - | 309 | 3U 9...-450/8T | 3x3,6 | 97,3 | 89,5 | 87,3 | 84 | 80,5 | 76,5 | 71,6 | 64,8 | 54,9 | 44,0 | 32,4 | 19,7 |
| - | 309 | 3U 9...-500/9T | 3x4,0 | 109,0 | 100,0 | 97,6 | 93,6 | 89,5 | 85,0 | 79,4 | 71,6 | 60,1 | 48,0 | 34,9 | 21,9 |
| - | 311 | 3U 9...-550/10T | 3x4,4 | 122,0 | 112,8 | 110,5 | 106,5 | 102,2 | 97,3 | 91,6 | 82,8 | 70,7 | 57,1 | 42,3 | 26,5 |

| 3U 18... SV/SL/SLX | | | P1 (kW) | Q (m³/h - l/min) | | | | | | | | | | | | | | | | |
|---|---|---|---|---|---|---|---|---|---|---|---|---|---|---|---|---|---|---|---|---|
| VSD | | 3~ | | 0 | 18 | 21,6 | 25,2 | 28,8 | 32,4 | 36 | 39,6 | 43,2 | 46,8 | 50,4 | 54 | 57,6 | 61,2 | 64,8 | 68,4 | 72 |
| | | | | 0 | 300 | 360 | 420 | 480 | 540 | 600 | 660 | 720 | 780 | 840 | 900 | 960 | 1020 | 1080 | 1140 | 1200 |
| 1 x 230 V | 3 x 400 V | | | H (m) | | | | | | | | | | | | | | | | |
| IPFC | IPFC | | 3~ | | | | | | | | | | | | | | | | | |
| 114 | 306 | 3U 18...-250/3T | 3x2,29 | 35,7 | 33,1 | 32,3 | 31,3 | 30,4 | 29,4 | 28,4 | 27,4 | 26,3 | 25,1 | 24 | 22,8 | 21,4 | 19,6 | 17,8 | 15,4 | 12,9 |
| 114 | 309 | 3U 18...-400/4T | 3x3,1 | 47,9 | 45 | 44 | 42,8 | 41,7 | 40,5 | 39,1 | 37,8 | 36,6 | 35,2 | 33,9 | 32,2 | 30,2 | 28,0 | 25,1 | 22,1 | 18,1 |
| - | 309 | 3U 18...-450/5T | 3x3,9 | 58,1 | 54,3 | 53,1 | 51,8 | 50,4 | 49,0 | 47,4 | 45,9 | 44,3 | 42,7 | 41,0 | 39,2 | 37,0 | 34,0 | 30,8 | 26,9 | 23,0 |
| - | 311 | 3U 18...-550/6T | 3x4,7 | 70,5 | 66,4 | 65,0 | 63,6 | 62,0 | 60,5 | 58,9 | 57,2 | 55,4 | 53,5 | 51,5 | 49,3 | 46,3 | 43,3 | 39,4 | 34,9 | 30,4 |
| - | 314 | 3U 18...-750/8T | 3x6,2 | 95,9 | 90,9 | 89,58 | 88,0 | 86,1 | 83,9 | 81,6 | 79,5 | 76,8 | 74,4 | 71,8 | 68,5 | 65,0 | 60,4 | 55,2 | 49,0 | 42,2 |
| - | 318 | 3U 18...-900/9T | 3x7,0 | 106,4 | 101,8 | 100,4 | 98,6 | 96,1 | 93,5 | 91,0 | 88,2 | 85,5 | 82,7 | 79,7 | 76,2 | 72,1 | 66,9 | 60,8 | 53,7 | 46,1 |

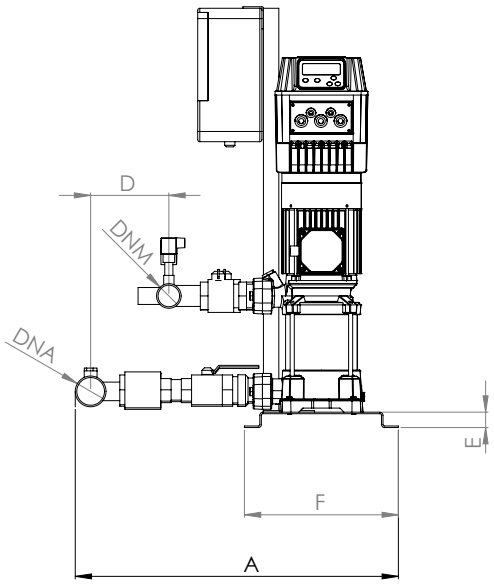


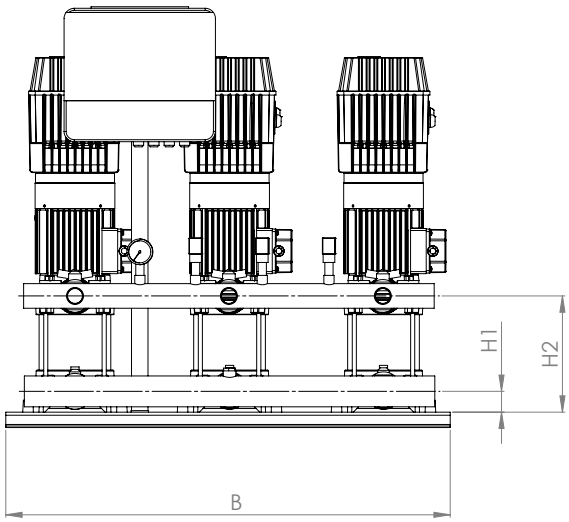


| 3U 3V/SV | DIMENSIONS (mm) | | | | | | | DNA | DNM |
|---|---|---|---|---|---|---|---|---|---|
| | A | B | D | E | F | H1 | H2 | | |
| **100/5** | 580 | 866 | 110 | 30 | 300 | 40 | 178 | 2″G | 1″1/2G |
| **120/6** | 580 | 866 | 110 | 30 | 300 | 40 | 202 | | |
| **150/7** | 580 | 866 | 110 | 30 | 300 | 40 | 226 | | |
| **180/8** | 580 | 866 | 110 | 30 | 300 | 40 | 250 | | |
| **200/9** | 580 | 866 | 110 | 30 | 300 | 40 | 274 | | |
| **250/10** | 580 | 866 | 110 | 30 | 300 | 40 | 298 | | |
| **280/11** | 580 | 866 | 110 | 30 | 300 | 40 | 322 | | |
| **300/12** | 580 | 866 | 110 | 30 | 300 | 40 | 346 | | |

| 3U 9V/SV | DIMENSIONS (mm) | | | | | | | DNA | DNM |
|---|---|---|---|---|---|---|---|---|---|
| | A | B | D | E | F | H1 | H2 | | |
| **200/4** | 640 | 866 | 145 | 30 | 300 | 40 | 202 | 3″G | 2″1/2G |
| **250/5** | 640 | 866 | 145 | 30 | 300 | 40 | 232 | | |
| **300/6** | 640 | 866 | 145 | 30 | 300 | 40 | 262 | | |
| **400/7** | 640 | 866 | 145 | 30 | 300 | 40 | 292 | | |
| **450/8** | 640 | 866 | 145 | 30 | 300 | 40 | 325 | | |
| **500/9** | 640 | 866 | 145 | 30 | 300 | 40 | 355 | | |
| **550/10** | 640 | 866 | 145 | 30 | 300 | 40 | 385 | | |

| 3U 5V/SV | DIMENSIONS (mm) | | | | | | | DNA | DNM |
|---|---|---|---|---|---|---|---|---|---|
| | A | B | D | E | F | H1 | H2 | | |
| **120/4** | 590 | 866 | 115 | 30 | 300 | 40 | 178 | 2″G | 1″1/2G |
| **150/5** | 590 | 866 | 115 | 30 | 300 | 40 | 202 | | |
| **180/6** | 590 | 866 | 115 | 30 | 300 | 40 | 226 | | |
| **200/7** | 590 | 866 | 115 | 30 | 300 | 40 | 250 | | |
| **250/8** | 590 | 866 | 115 | 30 | 300 | 40 | 274 | | |
| **280/9** | 590 | 866 | 115 | 30 | 300 | 40 | 298 | | |
| **300/10** | 590 | 866 | 115 | 30 | 300 | 40 | 322 | | |
| **350/11** | 590 | 866 | 115 | 30 | 300 | 40 | 346 | | |
| **380/12** | 590 | 866 | 115 | 30 | 300 | 40 | 370 | | |

| 3U 18V/SV | DIMENSIONS (mm) | | | | | | | DNA | DNM |
|---|---|---|---|---|---|---|---|---|---|
| | A | B | D | E | F | H1 | H2 | | |
| **250/3** | - | 866 | 170 | 30 | 300 | 50 | 211 | 4″G | 3″G |
| **400/4** | - | 866 | 170 | 30 | 300 | 50 | 248 | | |
| **450/5** | - | 866 | 170 | 30 | 300 | 50 | 289 | | |
| **550/6** | - | 866 | 170 | 30 | 300 | 50 | 326 | | |
| **750/8** | - | 866 | 170 | 30 | 300 | 50 | 401 | | |
| **900/9** | - | 866 | 170 | 30 | 300 | 50 | 439 | | |

| 3U 7V/SV | DIMENSIONS (mm) | | | | | | | DNA | DNM |
|---|---|---|---|---|---|---|---|---|---|
| | A | B | D | E | F | H1 | H2 | | |
| **180/4** | 640 | 866 | 145 | 30 | 300 | 40 | 178 | 3″G | 2″1/2G |
| **250/5** | 640 | 866 | 145 | 30 | 300 | 40 | 202 | | |
| **300/6** | 640 | 866 | 145 | 30 | 300 | 40 | 226 | | |
| **350/7** | 640 | 866 | 145 | 30 | 300 | 40 | 250 | | |
| **400/8** | 640 | 866 | 145 | 30 | 300 | 40 | 274 | | |
| **450/9** | 640 | 866 | 145 | 30 | 300 | 40 | 301 | | |
| **550/10** | 640 | 866 | 145 | 30 | 300 | 40 | 325 | | |

# BOOSTERSET 3 ULTRA L/SL/SLX+VSD

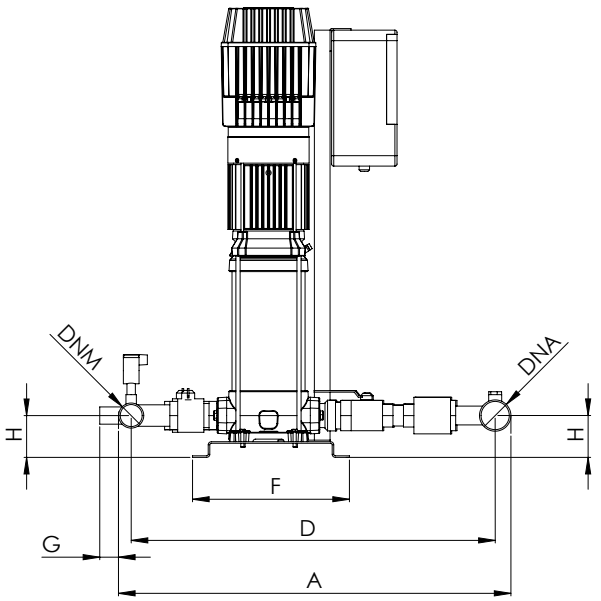


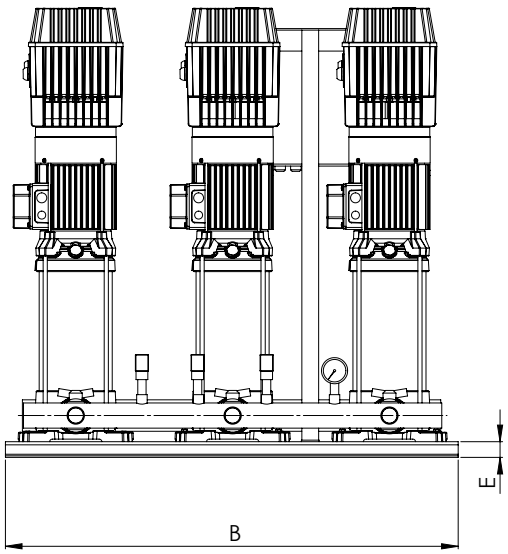


| 3U 3L/SL/SLX | DIMENSIONS (mm) | | | | | | | DNA | DNM |
|---|---|---|---|---|---|---|---|---|---|
| | A | B | D | E | F | G | H | | |
| **100/5** | 660 | 866 | 610 | 30 | 300 | 30 | 50 | 2″G | 1″1/2G |
| **120/6** | 660 | 866 | 610 | 30 | 300 | 30 | 50 | | |
| **150/7** | 660 | 866 | 610 | 30 | 300 | 30 | 50 | | |
| **180/8** | 660 | 866 | 610 | 30 | 300 | 30 | 50 | | |
| **200/9** | 660 | 866 | 610 | 30 | 300 | 30 | 50 | | |
| **250/10** | 660 | 866 | 610 | 30 | 300 | 30 | 50 | | |
| **280/11** | 660 | 866 | 610 | 30 | 300 | 30 | 50 | | |
| **300/12** | 660 | 866 | 610 | 30 | 300 | 30 | 50 | | |

| 3U 5L/SL/SLX | DIMENSIONS (mm) | | | | | | | DNA | DNM |
|---|---|---|---|---|---|---|---|---|---|
| | A | B | D | E | F | G | H | | |
| **120/4** | 675 | 866 | 620 | 30 | 300 | 30 | 50 | 2″1/2G | 2″G |
| **150/5** | 675 | 866 | 620 | 30 | 300 | 30 | 50 | | |
| **180/6** | 675 | 866 | 620 | 30 | 300 | 30 | 50 | | |
| **200/7** | 675 | 866 | 620 | 30 | 300 | 30 | 50 | | |
| **250/8** | 675 | 866 | 620 | 30 | 300 | 30 | 50 | | |
| **280/9** | 675 | 866 | 620 | 30 | 300 | 30 | 50 | | |
| **300/10** | 675 | 866 | 620 | 30 | 300 | 30 | 50 | | |
| **350/11** | 675 | 866 | 620 | 30 | 300 | 30 | 50 | | |
| **380/12** | 675 | 866 | 620 | 30 | 300 | 30 | 50 | | |

| 3U 7L/SL/SLX | DIMENSIONS (mm) | | | | | | | DNA | DNM |
|---|---|---|---|---|---|---|---|---|---|
| | A | B | D | E | F | G | H | | |
| **180/4** | 770 | 866 | 695 | 30 | 300 | 30 | 50 | 3″G | 2″1/2G |
| **250/5** | 770 | 866 | 695 | 30 | 300 | 30 | 50 | | |
| **300/6** | 770 | 866 | 695 | 30 | 300 | 30 | 50 | | |
| **350/7** | 770 | 866 | 695 | 30 | 300 | 30 | 50 | | |
| **400/8** | 770 | 866 | 695 | 30 | 300 | 30 | 50 | | |
| **450/9** | 770 | 866 | 695 | 30 | 300 | 30 | 50 | | |
| **550/10** | 770 | 866 | 695 | 30 | 300 | 30 | 50 | | |

| 3U 9L/SL/SLX | DIMENSIONS (mm) | | | | | | | DNA | DNM |
|---|---|---|---|---|---|---|---|---|---|
| | A | B | D | E | F | G | H | | |
| **200/4** | 800 | 866 | 705 | 30 | 300 | 30 | 80 | 3″G | 2″1/2G |
| **250/5** | 800 | 866 | 705 | 30 | 300 | 30 | 80 | | |
| **300/6** | 800 | 866 | 705 | 30 | 300 | 30 | 80 | | |
| **400/7** | 800 | 866 | 705 | 30 | 300 | 30 | 80 | | |
| **450/8** | 800 | 866 | 705 | 30 | 300 | 30 | 80 | | |
| **500/9** | 800 | 866 | 705 | 30 | 300 | 30 | 80 | | |
| **550/10** | 800 | 866 | 705 | 30 | 300 | 30 | 80 | | |

| 3U 18L/SL/SLX | DIMENSIONS (mm) | | | | | | | DNA | DNM |
|---|---|---|---|---|---|---|---|---|---|
| | A | B | D | E | F | G | H | | |
| **250/3** | 865 | 866 | 785 | 30 | 300 | 30 | 90 | 4″G | 3″G |
| **400/4** | 865 | 866 | 785 | 30 | 300 | 30 | 90 | | |
| **450/5** | 865 | 866 | 785 | 30 | 300 | 30 | 90 | | |
| **550/6** | 865 | 866 | 785 | 30 | 300 | 30 | 90 | | |
| **750/8** | 865 | 866 | 785 | 30 | 300 | 30 | 90 | | |
| **900/9** | 865 | 866 | 785 | 30 | 300 | 30 | 90 | | |

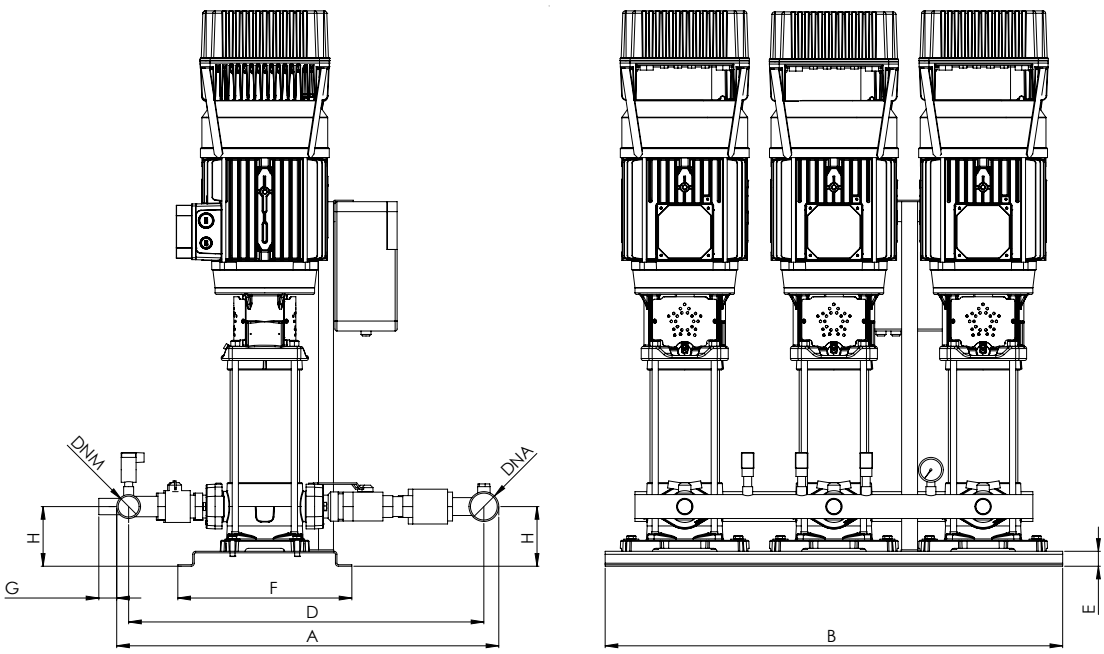


| 3U 18LG | DIMENSIONS (mm) | | | | | | | DNA | DNM |
|---|---|---|---|---|---|---|---|---|---|
| | A | B | D | E | F | G | H | | |
| **920/10** | 865 | 920 | 785 | 30 | 350 | 30 | 80 | 4″G | 3″G |
| **1000/11** | 865 | 920 | 785 | 30 | 350 | 30 | 80 | | |

# DP

**DP 40**

**DP 60**

Pompe da drenaggio indicate per svuotamento di pozzi neri o cisterne, per giardinaggio; completamente in materiale anticorrosivo.

Drainage pump for emptying pits and cisterns, for gardening; completely constructed in anticorrosive material.

Bombas de drenaje indicadas para vaciar fosas sépticas o cisternas, para la jardinería; completamente de material anticorrosivo.

Pompes de drainage indiquées pour le vidage de fosses d'aisances ou citernes, pour le jardinage; entièrement en matériau anticorrosion.

| CARATTERISTICHE COSTRUTTIVE / CONSTRUCTION FEATURES<br>CARACTERÍSTICAS CONSTRUCTIVAS / CARACTÉRISTIQUES D'EXÉCUTION | |
|---|---|
| **Corpo pompa**<br>**Pump body**<br>**Cuerpo bomba**<br>**Corps de pompe** | polipropilene<br>polypropylene<br>polipropileno<br>polypropylène |
| **Girante**<br>**Impeller**<br>**Rodete**<br>**Turbine** | Noryl® |
| **Tenuta meccanica**<br>**Mechanical seal**<br>**Sello mecánico**<br>**Garniture mécanique** | doppia tenuta a labbro<br>double lip seal<br>doble sello<br>double joint d'étanchéité à lèvre |
| **Albero motore**<br>**Motor shaft**<br>**Eje motor**<br>**Arbre moteur** | acciaio AISI 416 con boccola in ceramica<br>stainless steel AISI 416 with ceramic bush<br>acero AISI 416 con casquillo de cerámica<br>acier AISI 416 avec bague en céramique |
| **Passaggio corpi solidi**<br>**Passage of solids**<br>**Paso de solidos**<br>**Passage corps solides** | Ø max 4 mm |
| **Profondità di immersione**<br>**Depth of immersion**<br>**Profundidad immersión**<br>**Profondeur immersion** | max 5 m |
| **Temperatura del liquido**<br>**Liquid temperature**<br>**Temperatura del liquído**<br>**Température du liquide** | 0 - 40 °C |
| **Cavo**<br>**Cable**<br>**Cable**<br>**Câble** | H07 RNF, 10 m |
| **G** | galleggiante<br>float switch<br>flotador<br>flotteur |
| **MOTORE / MOTOR / MOTOR / MOTEUR** | |
| **Motore 2 poli a induzione**<br>**2 pole induction motor**<br>**Motor de 2 polos a inducción**<br>**Moteur à induction à 2 pôles** | 1~ 1x230V-50Hz<br>con termoprotettore<br>with thermal protection<br>con protección térmica<br>avec protection thermique |
| **Classe di isolamento**<br>**Insulation class**<br>**Clase de aislamiento**<br>**Classe d'isolation** | F |
| **Grado di protezione**<br>**Protection degree**<br>**Grado de protección**<br>**Protection** | IPX8 |

| TYPE | TRUCK | | CONTAINER | |
|---|---|---|---|---|
| | PALLET (cm) | N° pumps | PALLET (cm) | N° pumps |
| **DP 40-60** | 80X120X175 | 135 | 80X120X205 | 162 |

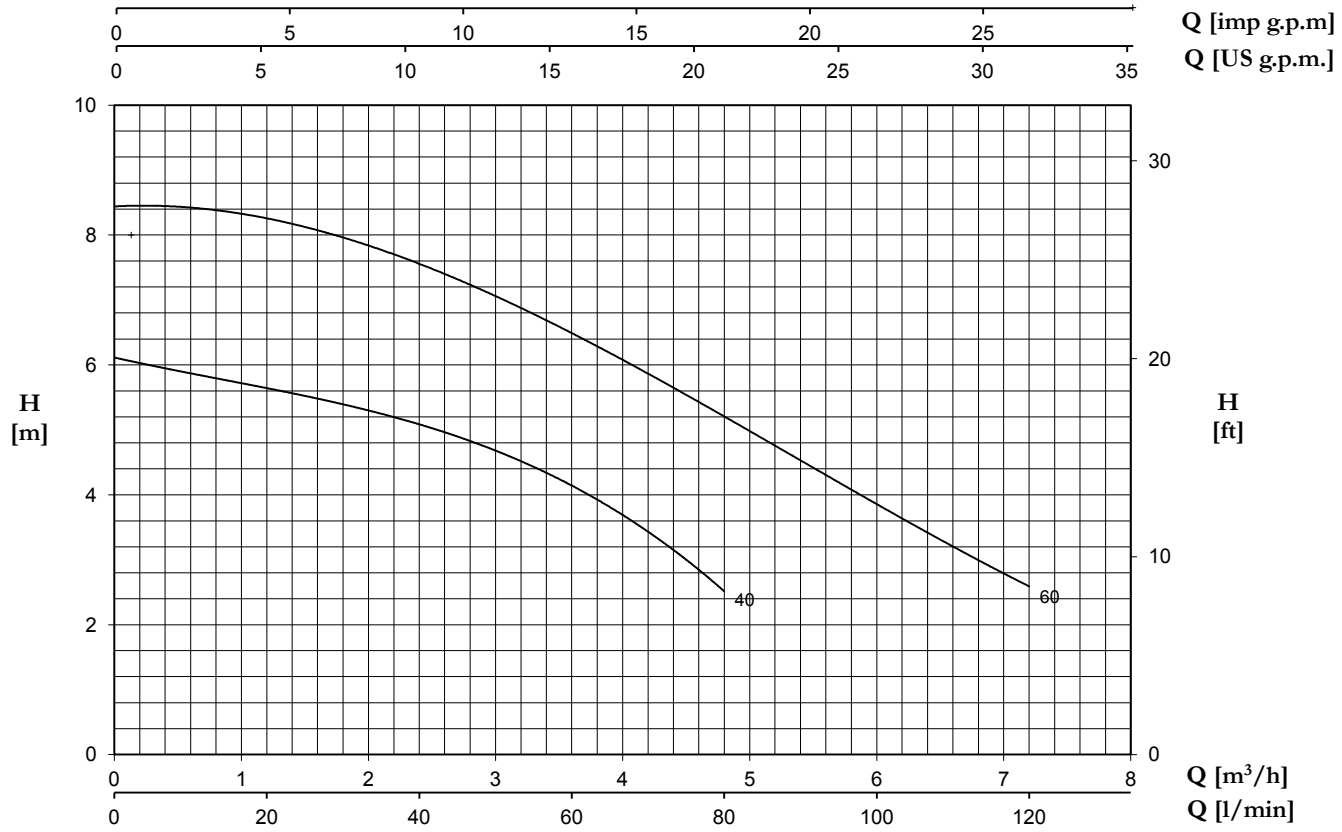


| TYPE | | AMPERE | Q (m³/h - l/min) | | | | | | |
|---|---|---|---|---|---|---|---|---|---|
| 1~ | W | 1~ | 0 | 1,2 | 2,4 | 3,6 | 4,8 | 6 | 7,2 |
| | | | 0 | 20 | 40 | 60 | 80 | 100 | 120 |
| | | 1x230 V 50 Hz | H (m) | | | | | | |
| **DP 40 (G)** | 200 | 1 | 6,1 | 5,7 | 5 | 4,2 | 2,5 | - | - |
| **DP 60 (G)** | 400 | 2,1 | 8,5 | 8,1 | 7,6 | 6,7 | 5 | 3,9 | 2,6 |

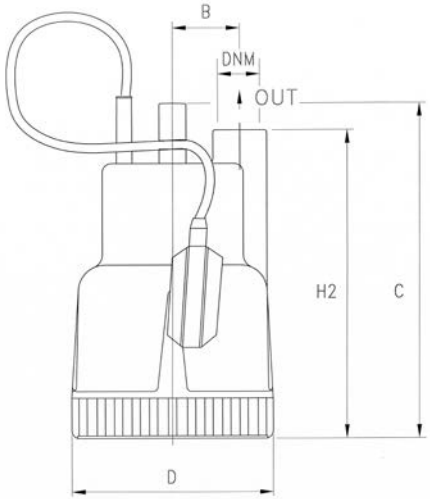


| TYPE | DIMENSIONS (mm) | | | | | | | | Kg |
|---|---|---|---|---|---|---|---|---|---|
| | B | C | D | H2 | DNM | I | L | M | |
| **DP 40 (G)** | 50 | 250 | 150 | 230 | 1″ G | 170 | 200 | 320 | 5 |
| **DP 60 (G)** | 50 | 250 | 150 | 230 | 1″ G | 170 | 200 | 320 | 6,5 |

# DP/DPV

DP

DPV

DP/DPV 80

DP/DPV 100

Pompe da drenaggio indicate per svuotamento di pozzi neri o cisterne, per giardinaggio; completamente in materiale anticorrosivo; sono dotate d'inserto d'ottone nella bocca di mandata. Disponibili nella versione Vortex (DPV).

Drainage pump for emptying pits and cisterns, for gardening; completely constructed in anticorrosive material; brass insert on the delivery opening. Available in the version Vortex (DPV).

Bombas de drenaje indicadas para vaciar fosas sépticas o cisternas, para la jardinería; completamente de material anticorrosivo; están dotadas de inserción de latón en la boca de impulsión. Disponibles en la versión Vortex (DPV).

Pompes de drainage indiquées pour le vidage de fosses d'aisances ou citernes, pour le jardinage; entièrement en matériau anticorrosion; sont équipées d'un insert en laiton sur la bride de refoulement. Disponibles dans la version Vortex (DPV).

| CARATTERISTICHE COSTRUTTIVE / CONSTRUCTION FEATURES<br>CARACTERÍSTICAS CONSTRUCTIVAS / CARACTÉRISTIQUES D'EXÉCUTION | |
|---|---|
| **Corpo pompa**<br>**Pump body**<br>**Cuerpo bomba**<br>**Corps de pompe** | polipropilene<br>polypropylene<br>polipropileno<br>polypropylène |
| **Girante**<br>**Impeller**<br>**Rodete**<br>**Turbine** | Noryl® |
| **Tenuta meccanica**<br>**Mechanical seal**<br>**Sello mecánico**<br>**Garniture mécanique** | doppia tenuta a labbro<br>double lip seal<br>doble sello<br>double joint d'étanchéité à lèvre |
| **Albero motore**<br>**Motor shaft**<br>**Eje motor**<br>**Arbre moteur** | acciaio AISI 416 con boccola in ceramica<br>stainless steel AISI 416 with ceramic bush<br>acero AISI 416 con casquillo de cerámica<br>acier AISI 416 avec bague en céramique |
| **Passaggio corpi solidi**<br>**Passage of solids**<br>**Paso de solidos**<br>**Passage corps solides** | Ø max 7 mm (DP)<br>Ø max 15 mm (DPV) |
| **Profondità di immersione**<br>**Depth of immersion**<br>**Profundidad immersión**<br>**Profondeur immersion** | max 5 m |
| **Temperatura del liquido**<br>**Liquid temperature**<br>**Temperatura del liquído**<br>**Température du liquide** | 0 - 40 °C |
| **Cavo**<br>**Cable**<br>**Cable**<br>**Câble** | H07 RNF, 10 m |
| **G** | galleggiante<br>float switch<br>flotador<br>flotteur |
| **MOTORE / MOTOR / MOTOR / MOTEUR** | |
| **Motore 2 poli a induzione**<br>**2 pole induction motor**<br>**Motor de 2 polos a inducción**<br>**Moteur à induction à 2 pôles** | 3~ 3x400V-50Hz<br>1~ 1x230V-50Hz (con termoprotettore)<br>(with thermal protection)<br>(con protección térmica)<br>(avec protection thermique) |
| **Classe di isolamento**<br>**Insulation class**<br>**Clase de aislamiento**<br>**Classe d'isolation** | F |
| **Grado di protezione**<br>**Protection degree**<br>**Grado de protección**<br>**Protection** | IPX8 |

| TYPE | TRUCK | | CONTAINER | |
|---|---|---|---|---|
| | PALLET (cm) | N° pumps | PALLET (cm) | N° pumps |
| **DP 80-100** | 80X120X145 | 57 | 80X120X190 | 76 |
| **DPV 80-100** | 80X120X145 | 57 | 80X120X190 | 76 |

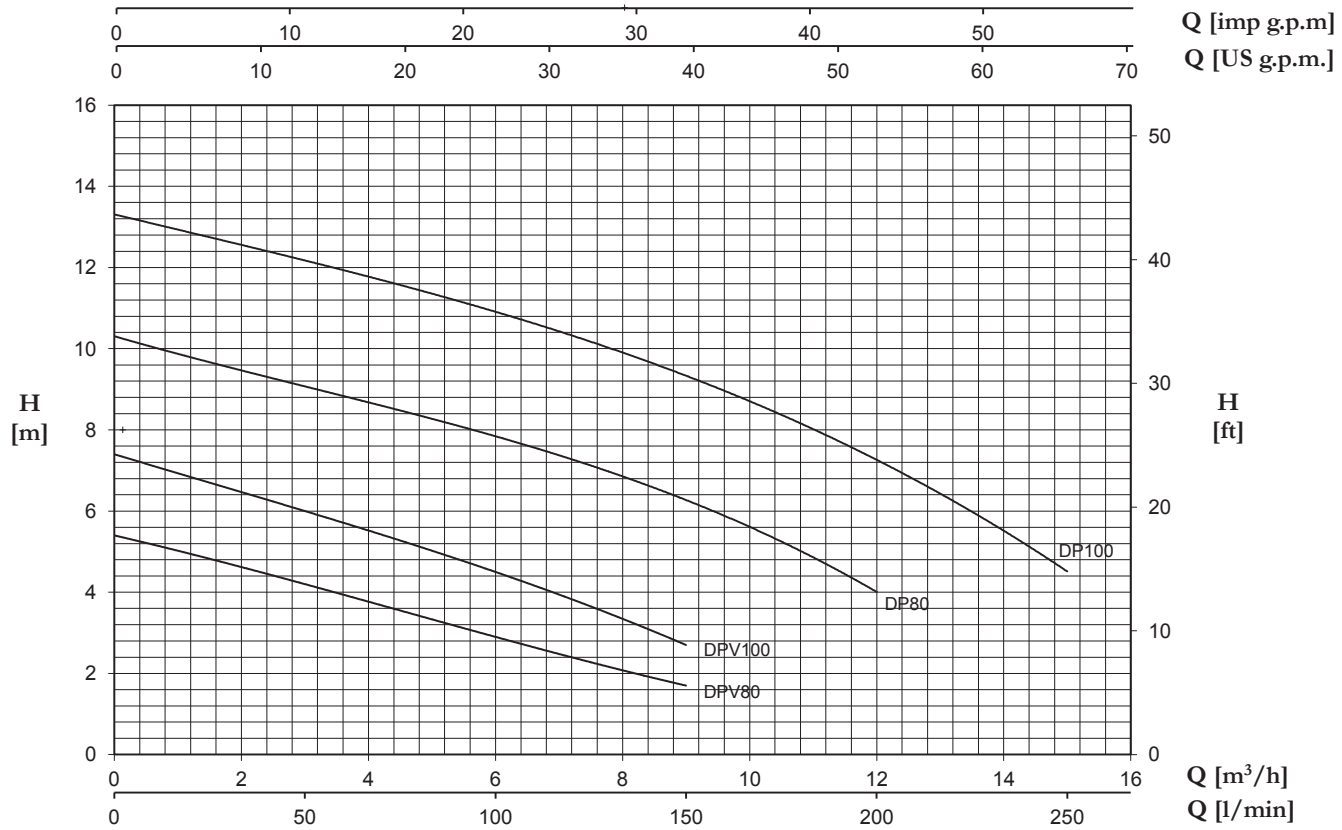


| TYPE | | W | AMPERE | | Q (m³/h - l/min) | | | | | |
|---|---|---|---|---|---|---|---|---|---|---|
| 1~ | 3~ | | 1~ | 3~ | 0 | 3 | 6 | 9 | 12 | 15 |
| | | | | | 0 | 50 | 100 | 150 | 200 | 250 |
| | | | 1x230 V 50 Hz | 3x400 V 50 Hz | H (m) | | | | | |
| **DP 80 (G)** | **DPT 80** | 800 | 3,7 | 1,8 | 10,3 | 9,1 | 7,8 | 6,3 | 4 | - |
| **DP 100 (G)** | **DPT 100** | 1050 | 5,1 | 2,3 | 13,3 | 12,2 | 10,9 | 9,3 | 7,3 | 4,5 |
| **DPV 80 (G)** | **DPVT 80** | 500 | 2,6 | 1,2 | 5,4 | 4,2 | 2,9 | 1,7 | - | - |
| **DPV 100 (G)** | **DPVT 100** | 750 | 3,8 | 1,7 | 7,4 | 5,8 | 4,7 | 2,7 | - | - |

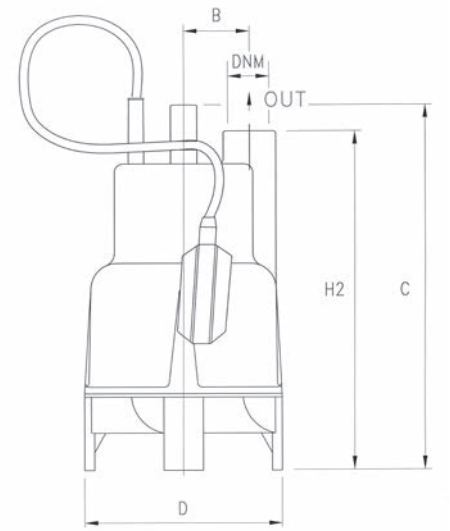


| TYPE | DIMENSIONS (mm) | | | | | | | | Kg |
|---|---|---|---|---|---|---|---|---|---|
| | B | C | D | H2 | DNM | I | L | M | |
| **DP 80 (G)** | 55.5 | 296 | 176 | 276 | 1" 1/4 G | 185 | 230 | 310 | 8,5 |
| **DPV 80 (G)** | 55.5 | 331 | 176 | 310 | 1" 1/4 G | 185 | 230 | 345 | 8,5 |
| **DP 100 (G)** | 55.5 | 296 | 176 | 276 | 1" 1/4 G | 185 | 230 | 310 | 10 |
| **DPV 100 (G)** | 55.5 | 331 | 176 | 310 | 1" 1/4 G | 185 | 230 | 345 | 10 |

# DG

Pompe da drenaggio con girante arretrata di tipo Vortex per il pompaggio di acque cariche e liquidi con corpi in sospensione; ideali nelle applicazioni civili e domestiche.

Drainage pump with set-back Vortex type impeller for pumping charged waters and liquids with suspended solids; ideal for civil and household applications.

Bombas de drenaje con turbina retraída de tipo Vortex para bombear aguas cargadas y líquidos con cuerpos en suspensión; ideales en las aplicaciones civiles y domésticas.

Pompes de drainage avec roue décalée de type Vortex pour le pompage d'eaux chargées et de liquides avec corps en suspension; idéales dans les applications civiles et domestiques.

| CARATTERISTICHE COSTRUTTIVE / CONSTRUCTION FEATURES<br>CARACTERÍSTICAS CONSTRUCTIVAS / CARACTÉRISTIQUES D'EXÉCUTION | |
|---|---|
| **Corpo pompa**<br>**Pump body**<br>**Cuerpo bomba**<br>**Corps de pompe** | ghisa con bocche da 1"1/2 o da 2"<br>cast iron with openings 1"1/2 and 2"<br>fundición con bocas de 1"1/2 o de 2"<br>fonte avec brides de 1"1/2 ou de 2" |
| **Camicia, coperchio motore, base appoggio**<br>**Shell, motor cover, base support**<br>**Camisa, tapa motor, base apoyo**<br>**Chemise, couvercle moteur, support de base** | acciaio inox<br>stainless steel<br>acero inoxidable<br>acier inox |
| **Girante**<br>**Impeller**<br>**Rodete**<br>**Turbine** | acciaio inox arretrata di tipo Vortex<br>stainless steel set-back Vortex<br>acero inoxidable atrasado de tipo Vortex<br>décalée du type Vortex en acier inox |
| **Tenuta meccanica** | doppia tenuta con barriera d'olio: carburo di silicio lato pompa, anello di tenuta lato motore |
| **Mechanical seal** | double seal with oil barrier; silicon carbide on pump side, sealing ring on motor side |
| **Sello mecánico** | doble sello con cámara interpuesta: carburo de silicio lado bomba, retén de estanqueidad lado motor |
| **Garniture mécanique** | double garniture avec film lubrifiant: carbure de silice côté pompe, joint d'étanchéité côté moteur |
| **Albero motore**<br>**Motor shaft**<br>**Eje motor**<br>**Arbre moteur** | acciaio AISI 430<br>stainless steel AISI 430<br>acero AISI 430<br>acier AISI 430 |
| **Passaggio corpi solidi**<br>**Passage of solids**<br>**Paso de solidos**<br>**Passage corps solides** | Ø max 35 mm (DG 80-100)<br>Ø max 50 mm (DG 82-102) |
| **Profondità di immersione**<br>**Depth of immersion**<br>**Profundidad immersión**<br>**Profondeur immersion** | max 5 m |
| **Temperatura del liquido**<br>**Liquid temperature**<br>**Temperatura del liquído**<br>**Température du liquide** | 0 - 40 °C |
| **Cavo**<br>**Cable**<br>**Cable**<br>**Câble** | H07 RNF, 10 m |
| **G** | galleggiante<br>float switch<br>flotador<br>flotteur |
| **MOTORE / MOTOR / MOTOR / MOTEUR** | |
| **Motore 2 poli a induzione**<br>**2 pole induction motor**<br>**Motor de 2 polos a inducción**<br>**Moteur à induction à 2 pôles** | 3~ 3x400V-50Hz<br>1~ 1x230V-50Hz (con termoprotettore) (with thermal protection) (con protección térmica) (avec protection thermique) |
| **Classe di isolamento**<br>**Insulation class**<br>**Clase de aislamiento**<br>**Classe d'isolation** | F |
| **Grado di protezione**<br>**Protection degree**<br>**Grado de protección**<br>**Protection** | IPX8 |

| TYPE | TRUCK | | CONTAINER | |
|---|---|---|---|---|
| | PALLET (cm) | N° pumps | PALLET (cm) | N° pumps |
| DG | 80X120X145 | 48 | 80X120X190 | 76 |

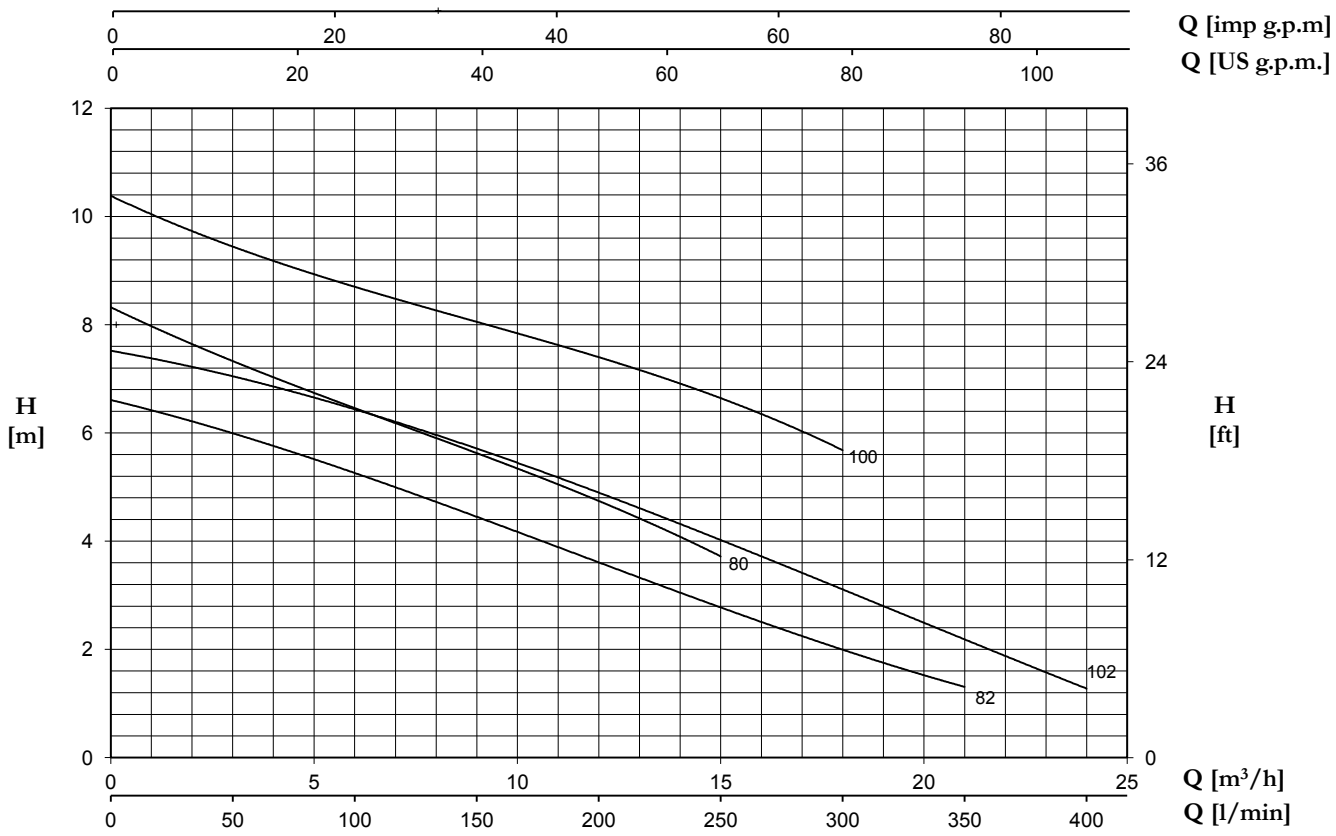


| TYPE | | W | AMPERE | | Q (m³/h - l/min) | | | | | | | | |
|---|---|---|---|---|---|---|---|---|---|---|---|---|---|
| 1~ | 3~ | | 1~ | 3~ | 0 | 3 | 6 | 9 | 12 | 15 | 18 | 21 | 24 |
| | | | | | 0 | 50 | 100 | 150 | 200 | 250 | 300 | 350 | 400 |
| | | | 1x230 V 50 Hz | 3x400 V 50 Hz | H (m) | | | | | | | | |
| **DG 80 (G)** | **DGT 80** | 1050 | 4,7 | 2,2 | 8,3 | 7,4 | 6,4 | 5,6 | 4,8 | 3,7 | - | - | - |
| **DG 80/2 (G)** | **DGT 80/2** | 1050 | 4,7 | 2,2 | 8,3 | 7,4 | 6,4 | 5,6 | 4,8 | 3,7 | - | - | - |
| **DG 100 (G)** | **DGT 100** | 1350 | 6,2 | 2,8 | 10,4 | 9,4 | 8,7 | 8,1 | 7,4 | 6,6 | 5,7 | - | - |
| **DG 100/2 (G)** | **DGT 100/2** | 1350 | 6,2 | 2,8 | 10,4 | 9,4 | 8,7 | 8,1 | 7,4 | 6,6 | 5,7 | - | - |
| **DG 82 (G)** | **DGT 82** | 1000 | 4,5 | 2,1 | 6,6 | 6 | 5,3 | 4,4 | 3,6 | 2,8 | 2 | 1,3 | - |
| **DG 102 (G)** | **DGT 102** | 1200 | 5,3 | 2,4 | 7,5 | 7,1 | 6,4 | 5,7 | 4,9 | 4 | 3,2 | 2,1 | 1,3 |

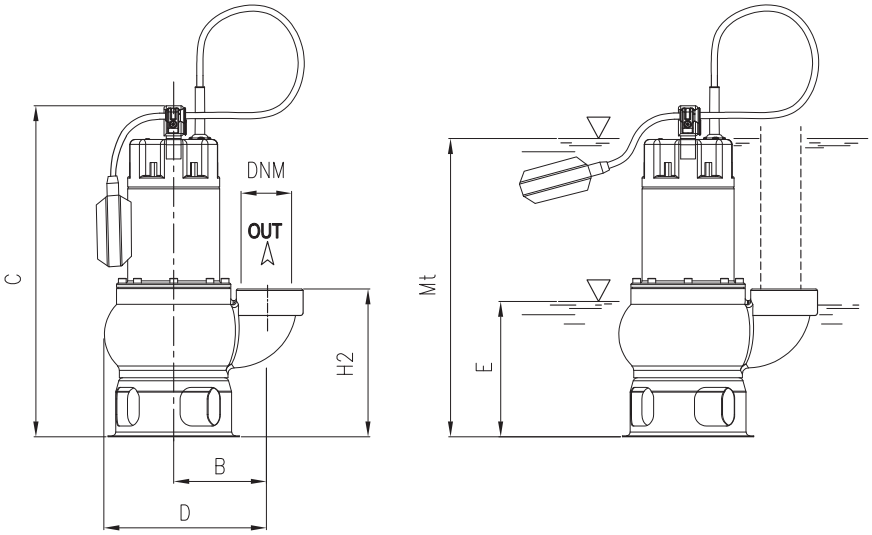


E: massimo livello di svuotamento
E: maximum emptying level
E: màximo nivel de vaciado
E: niveau maximum de vidange

Mt: livello minimo di funzionamento continuo
Mt: lowest level for continuos duty
Mt: nivel minimo de funcionamienmto continuo
Mt: niveau minimum de fonctionnement continu

| TYPE | DIMENSIONS (mm) | | | | | | | | | | Kg |
|---|---|---|---|---|---|---|---|---|---|---|---|
| | B | C | D | E | H2 | Mt | DNM | I | L | M | |
| **DG 80 (G)** | 110 | 410 | 230 | 115 | 160 | 270 | 1"1/2G | 250 | 183 | 448 | 13,5 |
| **DG 80/2 (G)** | 110 | 410 | 230 | 115 | 160 | 270 | 2"G | 250 | 183 | 448 | 14 |
| **DG 100 (G)** | 110 | 410 | 230 | 115 | 160 | 270 | 1"1/2G | 250 | 183 | 448 | 15,5 |
| **DG 100/2 (G)** | 110 | 410 | 230 | 115 | 160 | 270 | 2"G | 250 | 183 | 448 | 15,5 |
| **DG 82 (G)** | 120 | 445 | 250 | 150 | 198 | 300 | 2"G | 265 | 205 | 500 | 15 |
| **DG 102 (G)** | 120 | 445 | 250 | 150 | 198 | 300 | 2"G | 265 | 205 | 500 | 16 |

# DX

Pompe da drenaggio con girante arretrata di tipo Vortex per il pompaggio di acque cariche e liquidi con corpi in sospensione; ideali nelle applicazioni civili e domestiche.

Drainage pump with set-back Vortex type impeller for pumping charged waters and liquids with suspended solids; ideal for civil and household applications.

Bombas de drenaje con turbina retraída de tipo Vortex para bombear aguas cargadas y líquidos con cuerpos en suspensión; ideales en las aplicaciones civiles y domésticas.

Pompes de drainage avec roue décalée de type Vortex pour le pompage d'eaux chargées et de liquides avec corps en suspension; idéales dans les applications civiles et domestiques.

| CARATTERISTICHE COSTRUTTIVE / CONSTRUCTION FEATURES<br>CARACTERÍSTICAS CONSTRUCTIVAS / CARACTÉRISTIQUES D'EXÉCUTION | |
|---|---|
| **Corpo pompa**<br>**Pump body**<br>**Cuerpo bomba**<br>**Corps de pompe** | acciaio inox con bocche da 1"1/2 o da 2"<br>stainless steel with openings 1"1/2 and 2"<br>acero inoxidable con bocas de 1"1/2 o de 2"<br>acier inox avec brides de 1"1/2 ou de 2" |
| **Camicia, coperchio motore, base appoggio**<br>**Shell, motor cover, base support**<br>**Camisa, tapa motor, base apoyo**<br>**Chemise, couvercle moteur, support de base** | acciaio inox<br>stainless steel<br>acero inoxidable<br>acier inox |
| **Girante**<br>**Impeller**<br>**Rodete**<br>**Turbine** | acciaio inox arretrata di tipo Vortex<br>stainless steel set-back Vortex<br>acero inoxidable atrasado de tipo Vortex<br>décalée du type Vortex en acier inox |
| **Tenuta meccanica** | doppia tenuta con barriera d'olio: carburo di silicio lato pompa, anello di tenuta lato motore |
| **Mechanical seal** | double seal with oil barrier; silicon carbide on pump side, sealing ring on motor side |
| **Sello mecánico** | doble sello con cámara interpuesta: carburo de silicio lado bomba, retén de estanqueidad lado motor |
| **Garniture mécanique** | double garniture avec film lubrifiant: carbure de silice côté pompe, joint d'étanchéité côté moteur |
| **Albero motore**<br>**Motor shaft**<br>**Eje motor**<br>**Arbre moteur** | acciaio AISI 430<br>stainless steel AISI 430<br>acero AISI 430<br>acier AISI 430 |
| **Passaggio corpi solidi**<br>**Passage of solids**<br>**Paso de solidos**<br>**Passage corps solides** | Ø max 28 mm |
| **Profondità di immersione**<br>**Depth of immersion**<br>**Profundidad immersión**<br>**Profondeur immersion** | max 5 m |
| **Temperatura del liquido**<br>**Liquid temperature**<br>**Temperatura del liquído**<br>**Température du liquide** | 0 - 40 °C |
| **Cavo**<br>**Cable**<br>**Cable**<br>**Câble** | H07 RNF, 10 m |
| **G** | galleggiante<br>float switch<br>flotador<br>flotteur |
| **MOTORE / MOTOR / MOTOR / MOTEUR** | |
| **Motore 2 poli a induzione**<br>**2 pole induction motor**<br>**Motor de 2 polos a inducción**<br>**Moteur à induction à 2 pôles** | 3~ 3x400V-50Hz<br>1~ 1x230V-50Hz (con termoprotettore) (with thermal protection) (con protección térmica) (avec protection thermique) |
| **Classe di isolamento**<br>**Insulation class**<br>**Clase de aislamiento**<br>**Classe d'isolation** | F |
| **Grado di protezione**<br>**Protection degree**<br>**Grado de protección**<br>**Protection** | IPX8 |

| TYPE | TRUCK | | CONTAINER | |
|---|---|---|---|---|
| | PALLET (cm) | N° pumps | PALLET (cm) | N° pumps |
| **DX** | 80X120X145 | 48 | 80X120X190 | 76 |

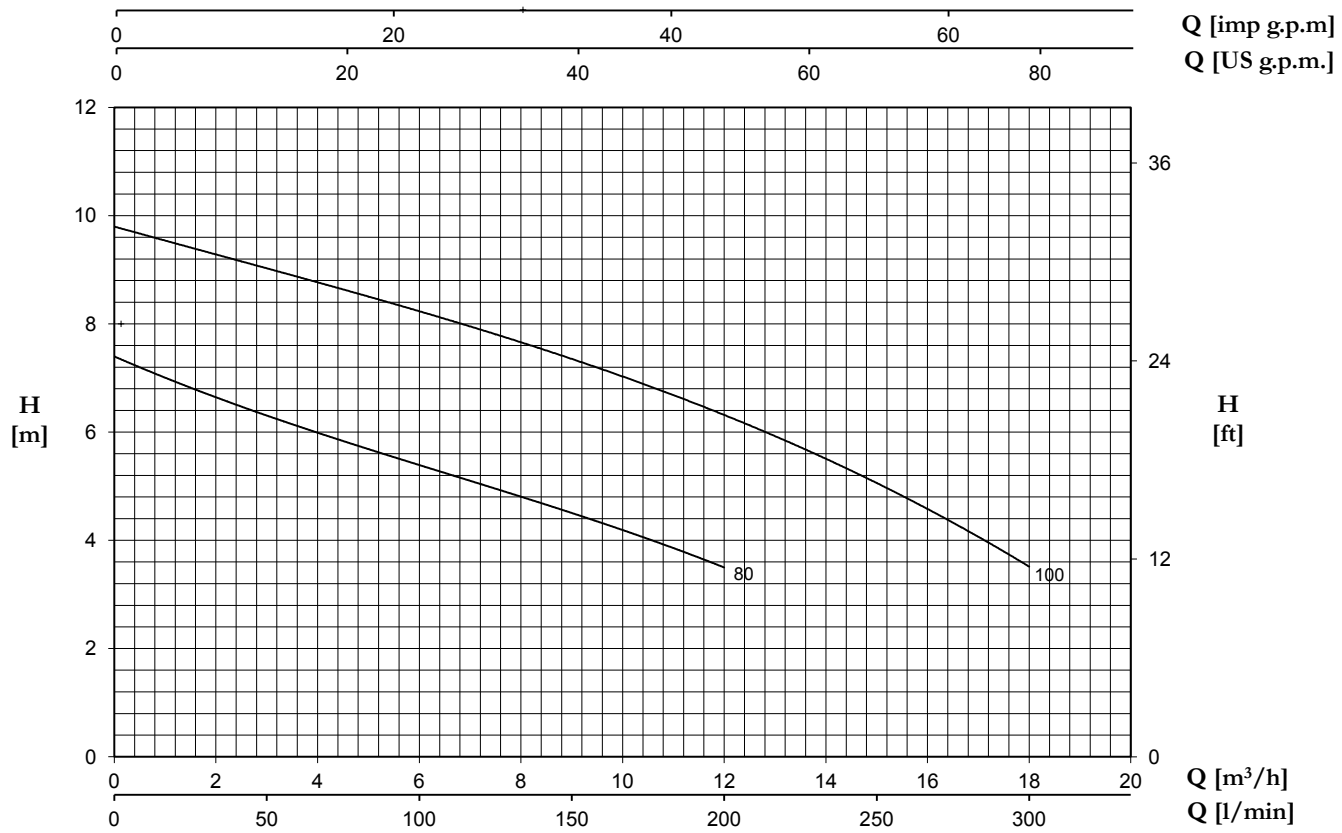


| TYPE | | W | AMPERE | | Q (m³/h - l/min) | | | | | | |
|---|---|---|---|---|---|---|---|---|---|---|---|
| 1~ | 3~ | | 1~ | 3~ | 0 | 3 | 6 | 9 | 12 | 15 | 18 |
| | | | | | 0 | 50 | 100 | 150 | 200 | 250 | 300 |
| | | | 1x230 V 50 Hz | 3x400 V 50 Hz | H (m) | | | | | | |
| **DX 80 (G)** | **DXT 80** | 1050 | 4,7 | 2,2 | 7,4 | 6,3 | 5,4 | 4,5 | 3,5 | - | - |
| **DX 80/2 (G)** | **DXT 80/2** | 1050 | 4,7 | 2,2 | 7,4 | 6,3 | 5,4 | 4,5 | 3,5 | - | - |
| **DX 100 (G)** | **DXT 100** | 1350 | 6,2 | 2,8 | 9,8 | 9 | 8,3 | 7,3 | 6,3 | 5,1 | 3,5 |
| **DX 100/2 (G)** | **DXT 100/2** | 1350 | 6,2 | 2,8 | 9,8 | 9 | 8,3 | 7,3 | 6,3 | 5,1 | 3,5 |

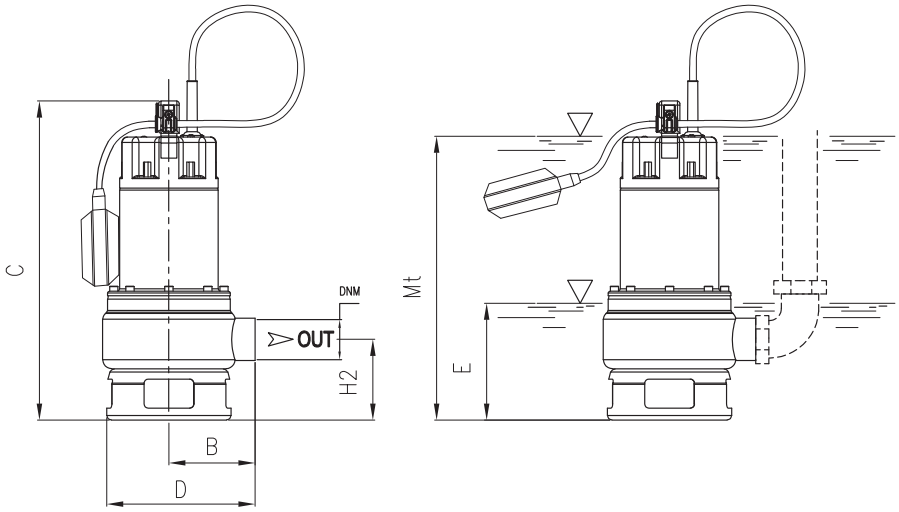


E: massimo livello di svuotamento
E: maximum emptying level
E: màximo nivel de vaciado
E: niveau maximum de vidange

Mt: livello minimo di funzionamento continuo
Mt: lowest level for continuos duty
Mt: nivel minimo de funcionamienmto continuo
Mt: niveau minimum de fonctionnement continu

| TYPE | DIMENSIONS (mm) | | | | | | | | | | Kg |
|---|---|---|---|---|---|---|---|---|---|---|---|
| | B | C | D | E | H2 | Mt | DNM | I | L | M | |
| **DX 80 (G)** | 104 | 395 | 183 | 110 | 100 | 260 | 1"1/2G | 250 | 183 | 448 | 10,5 |
| **DX 80/2 (G)** | 114 | 395 | 183 | 110 | 100 | 260 | 2"G | 250 | 183 | 448 | 10,5 |
| **DX 100 (G)** | 104 | 395 | 183 | 110 | 100 | 260 | 1"1/2G | 250 | 183 | 448 | 12 |
| **DX 100/2 (G)** | 114 | 395 | 183 | 110 | 100 | 260 | 2"G | 250 | 183 | 448 | 12 |

# DH

Pompe da drenaggio con girante aperta per il pompaggio di liquidi con corpi in sospensione. Caratterizzate da alta prevalenza in rapporto al tipo e alla grandezza della macchina.

Drainage pump with open impeller for pumping liquids with suspended solids. Characterised by head in ratio to the type and size of the machine.

Bombas de drenaje con rodete abierto para bombear líquidos con cuerpos en suspensión. Caracterizadas por una alta prevalencia en relación con el tipo y el tamaño de la máquina.

Pompes de drainage avec turbine ouverte pour le pompage de liquides avec corps en suspension. Caractérisées par une hauteurmanométrique élevée par rapport au type et aux dimensions de la machine.

| CARATTERISTICHE COSTRUTTIVE / CONSTRUCTION FEATURES<br>CARACTERÍSTICAS CONSTRUCTIVAS / CARACTÉRISTIQUES D'EXÉCUTION | |
|---|---|
| **Corpo pompa**<br>**Pump body**<br>**Cuerpo bomba**<br>**Corps de pompe** | ghisa<br>cast iron<br>fundición<br>fonte |
| **Camicia, coperchio motore, base appoggio**<br>**Shell, motor cover, base support**<br>**Camisa, tapa motor, base apoyo**<br>**Chemise, couvercle moteur, support de base** | acciaio inox<br>stainless steel<br>acero inoxidable<br>acier inox |
| **Girante**<br>**Impeller**<br>**Rodete**<br>**Turbine** | ottone<br>brass<br>latón<br>laiton |
| **Tenuta meccanica** | doppia tenuta con barriera d'olio: carburo di silicio lato pompa, anello di tenuta lato motore |
| **Mechanical seal** | double seal with oil barrier; silicon carbide on pump side, sealing ring on motor side |
| **Sello mecánico** | doble sello con cámara interpuesta: carburo de silicio lado bomba, retén de estanqueidad lado motor |
| **Garniture mécanique** | double garniture avec film lubrifiant: carbure de silice côté pompe, joint d'étanchéité côté moteur |
| **Albero motore**<br>**Motor shaft**<br>**Eje motor**<br>**Arbre moteur** | acciaio AISI 430<br>stainless steel AISI 430<br>acero AISI 430<br>acier AISI 430 |
| **Passaggio corpi solidi**<br>**Passage of solids**<br>**Paso de solidos**<br>**Passage corps solides** | Ø max 10 mm |
| **Profondità di immersione**<br>**Depth of immersion**<br>**Profundidad immersión**<br>**Profondeur immersion** | max 5 m |
| **Temperatura del liquido**<br>**Liquid temperature**<br>**Temperatura del liquído**<br>**Température du liquide** | 0 - 40 °C |
| **Cavo**<br>**Cable**<br>**Cable**<br>**Câble** | H07 RNF, 10 m |
| **G** | galleggiante<br>float switch<br>flotador<br>flotteur |
| **MOTORE / MOTOR / MOTOR / MOTEUR** | |
| **Motore 2 poli a induzione**<br>**2 pole induction motor**<br>**Motor de 2 polos a inducción**<br>**Moteur à induction à 2 pôles** | 3~ 3x400V-50Hz<br>1~ 1x230V-50Hz (con termoprotettore) (with thermal protection) (con protección térmica) (avec protection thermique) |
| **Classe di isolamento**<br>**Insulation class**<br>**Clase de aislamiento**<br>**Classe d'isolation** | F |
| **Grado di protezione**<br>**Protection degree**<br>**Grado de protección**<br>**Protection** | IPX8 |

| TYPE | TRUCK | | CONTAINER | |
|---|---|---|---|---|
| | PALLET (cm) | N° pumps | PALLET (cm) | N° pumps |
| DH | 80X120X125 | 57 | 80X120X165 | 76 |

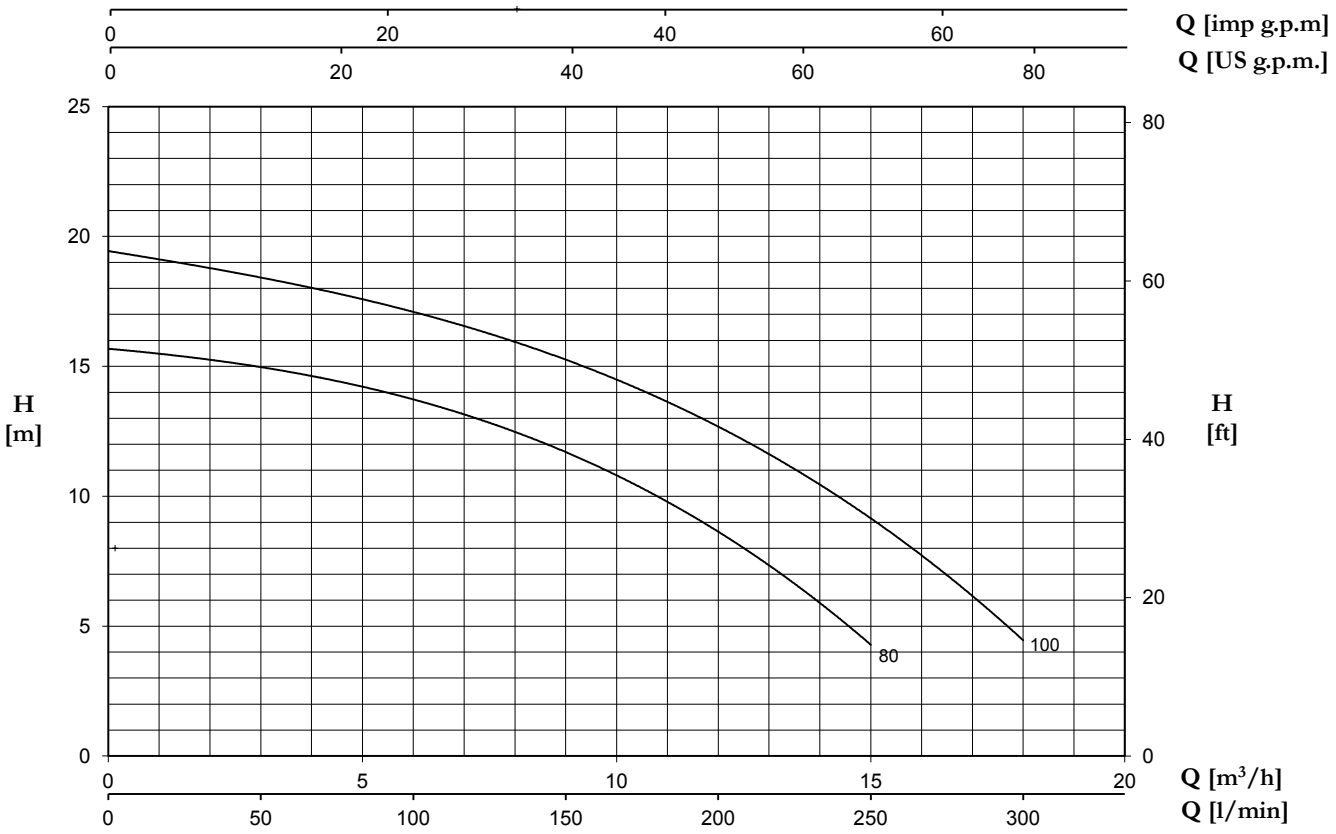


| TYPE | | W | AMPERE | | Q (m³/h - l/min) | | | | | | |
|---|---|---|---|---|---|---|---|---|---|---|---|
| 1~ | 3~ | | 1~ | 3~ | 0 | 3 | 6 | 9 | 12 | 15 | 18 |
| | | | | | 0 | 50 | 100 | 150 | 200 | 250 | 300 |
| | | | 1x230 V 50 Hz | 3x400 V 50 Hz | H (m) | | | | | | |
| **DH 80 (G)** | **DHT 80** | 980 | 4,3 | 2,1 | 15,7 | 14,9 | 13,8 | 11,7 | 8,6 | 4,3 | - |
| **DH 100 (G)** | **DHT 100** | 1370 | 6,2 | 2,8 | 19,4 | 18,5 | 17,1 | 15,2 | 12,6 | 9,3 | 4,4 |

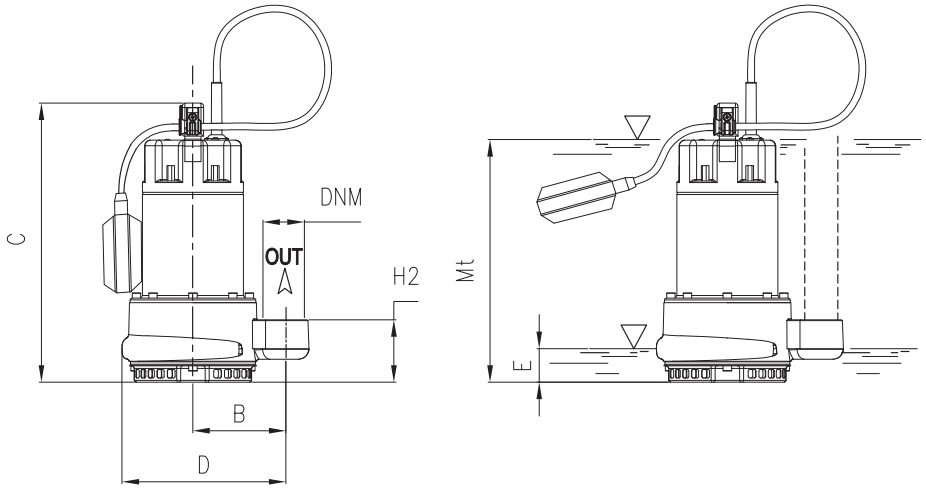


E: massimo livello di svuotamento
E: maximum emptying level
E: màximo nivel de vaciado
E: niveau maximum de vidange

Mt: livello minimo di funzionamento continuo
Mt: lowest level for continuos duty
Mt: nivel minimo de funcionamienmto continuo
Mt: niveau minimum de fonctionnement continu

| TYPE | DIMENSIONS (mm) | | | | | | | | | | Kg |
|---|---|---|---|---|---|---|---|---|---|---|---|
| | B | C | D | E | H2 | Mt | DNM | I | L | M | |
| **DH 80 (G)** | 105 | 330 | 218.5 | 45 | 70 | 190 | 1″ 1/2G | 180 | 255 | 380 | 14,5 |
| **DH 100 (G)** | 105 | 330 | 218.5 | 45 | 70 | 190 | 1″ 1/2G | 180 | 255 | 380 | 16 |

# DTR 101

**Trituratore**
**Grinder**
**Triturador**
**Triturateur**

Pompa da drenaggio con girante aperta caratterizzata da alta prevalenza, in rapporto al tipo e alla grandezza della macchina. Il sistema **trituratore** permette il pompaggio di liquidi contenenti, in sospensione, fibre tessili e corpi filamentosi da frantumare.

Drainage pump with open impeller characterised by head in ratio to the type and size of the machine. The **grinder** allows to pumps sewage containing textile or filamentous fibres have to be crushed.

Bomba de drenaje con rodete abierto caracterizada por una alta prevalencia en relación con el tipo y el tamaño de la máquina. El **triturador** permite el bombeo de aguas sucias con fibras textiles o filamentosas da triturar.

Pompe de drainage avec turbine ouverte caractérisée par une hauteur manométrique elevée par raport au type et aux dimensions de la machine. Le **triturateur** permet le pompage de purin avec fibres textiles ou filamenteuses à briser.

| CARATTERISTICHE COSTRUTTIVE / CONSTRUCTION FEATURES<br>CARACTERÍSTICAS CONSTRUCTIVAS / CARACTÉRISTIQUES D'EXÉCUTION | |
|---|---|
| **Corpo pompa**<br>**Pump body**<br>**Cuerpo bomba**<br>**Corps de pompe** | ghisa<br>cast iron<br>fundición<br>fonte |
| **Camicia, coperchio motore**<br>**Shell, motor cover**<br>**Camisa, tapa motor**<br>**Chemise, couvercle moteur** | acciaio inox<br>stainless steel<br>acero inoxidable<br>acier inox |
| **Girante**<br>**Impeller**<br>**Rodete**<br>**Turbine** | ottone<br>brass<br>latón<br>laiton |
| **Tenuta meccanica**<br>**Mechanical seal**<br>**Sello mecánico**<br>**Garniture mécanique** | doppia tenuta con barriera d'olio: carburo di silicio lato pompa, anello di tenuta lato motore<br>double seal with oil barrier; silicon carbide on pump side, sealing ring on motor side<br>doble sello con cámara interpuesta: carburo de silicio lado bomba, retén de estanqueidad lado motor<br>double garniture avec film lubrifiant: carbure de silice côté pompe, joint d'étanchéité côté moteur |
| **Albero motore**<br>**Motor shaft**<br>**Eje motor**<br>**Arbre moteur** | acciaio AISI 430<br>stainless steel AISI 430<br>acero AISI 430<br>acier AISI 430 |
| **Trituratore**<br>**Grinder**<br>**Triturador**<br>**Triturateur** | acciaio inossidabile trattato<br>treated stainless steel<br>acero tratado<br>acier traité |
| **Profondità di immersione**<br>**Depht of immersion**<br>**Profundidad immersión**<br>**Profondeur immersion** | max 5 m |
| **Temperatura del liquido**<br>**Liquid temperature**<br>**Temperatura del liquído**<br>**Température du liquide** | 0 - 40 °C |
| **Cavo**<br>**Cable**<br>**Cable**<br>**Câble** | H07 RNF, 10 m |
| **G** | galleggiante<br>float switch<br>flotador<br>flotteur |
| **MOTORE / MOTOR / MOTOR / MOTEUR** | |
| **Motore 2 poli a induzione**<br>**2 pole induction motor**<br>**Motor de 2 polos a inducción**<br>**Moteur à induction à 2 pôles** | 3~ 3x400V-50Hz<br>1~ 1x230V-50Hz (con termoprotettore)<br>(with thermal protection)<br>(con protección térmica)<br>(avec protection thermique) |
| **Classe di isolamento**<br>**Insulation class**<br>**Clase de aislamiento**<br>**Classe d'isolation** | F |
| **Grado di protezione**<br>**Protection degree**<br>**Grado de protección**<br>**Protection** | IPX8 |

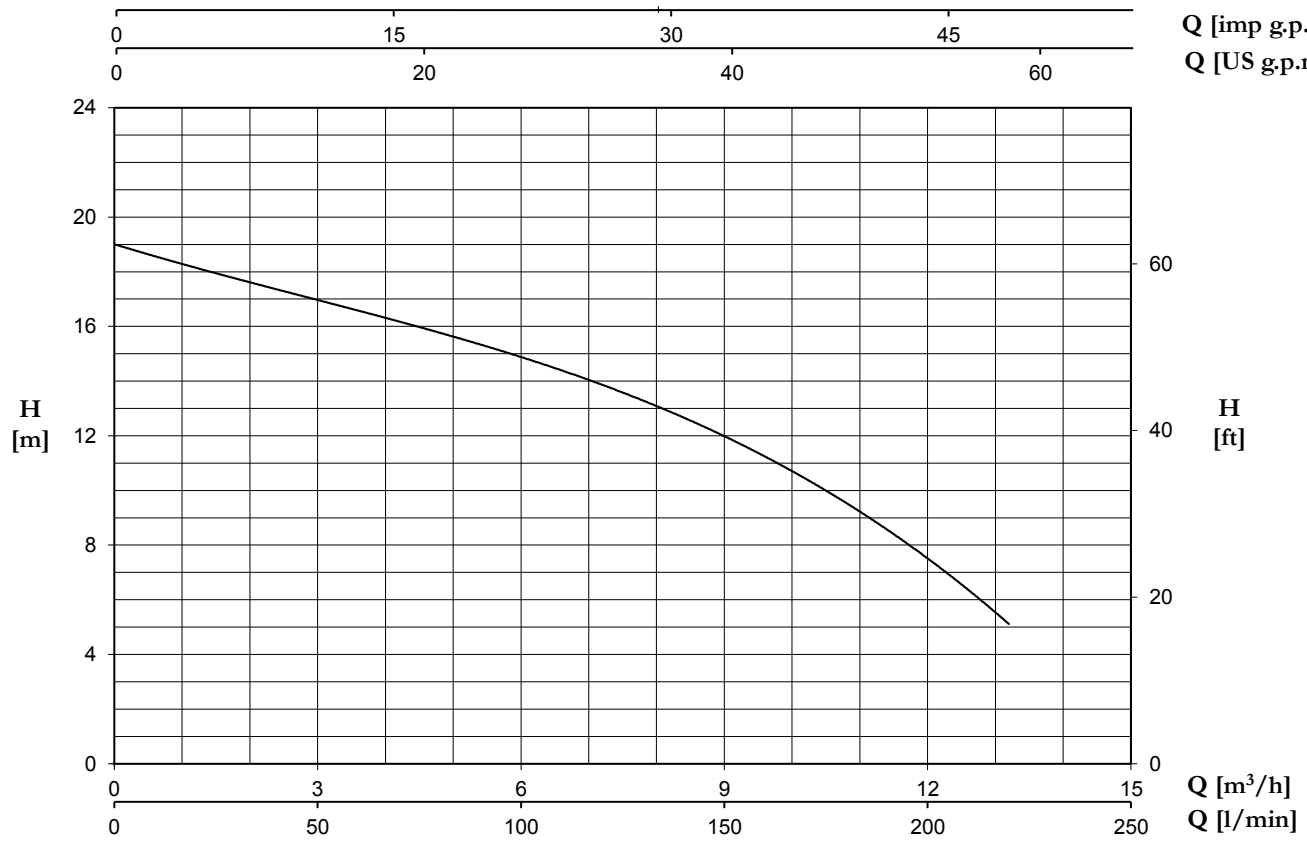


| TYPE | | W | AMPERE | | Q (m³/h - l/min) | | | | | |
|---|---|---|---|---|---|---|---|---|---|---|
| 1~ | 3~ | | 1~ | 3~ | 0 | 3 | 6 | 9 | 12 | 13,2 |
| | | | | | 0 | 50 | 100 | 150 | 200 | 220 |
| | | | 1x230 V 50 Hz | 3x400 V 50 Hz | H (m) | | | | | |
| **DTR 101 (G)** | **DTRT 101** | 1200 | 5,3 | 2,2 | 19,0 | 17,1 | 14,8 | 11,9 | 7,8 | 4,9 |

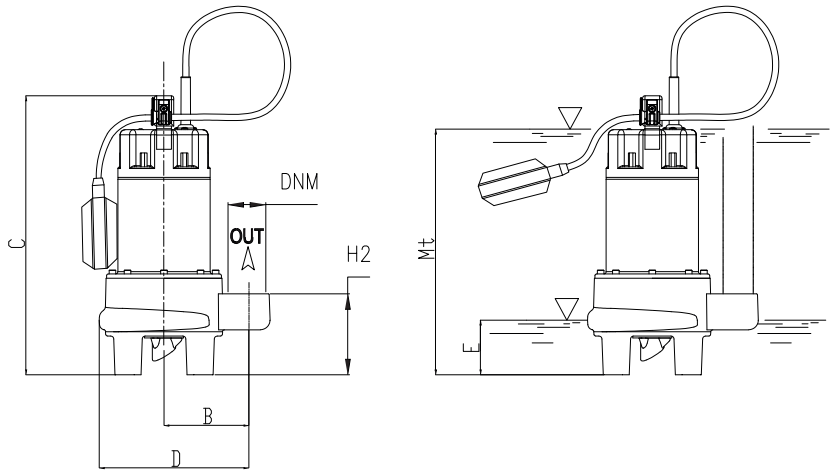


E: massimo livello di svuotamento
E: maximum emptying level
E: màximo nivel de vaciado
E: niveau maximum de vidange

Mt: livello minimo di funzionamento continuo
Mt: lowest level for continuos duty
Mt: nivel minimo de funcionamienmto continuo
Mt: niveau minimum de fonctionnement continu

| TYPE | DIMENSIONS (mm) | | | | | | | | | | Kg |
|---|---|---|---|---|---|---|---|---|---|---|---|
| | B | C | D | E | H2 | Mt | DNM | I | L | M | |
| **DTR 101** | 105 | 359 | 218,5 | 70 | 104,5 | 313 | 1" 1/2 G | 260 | 185 | 450 | 16,5 |

# DB

Pompe da drenaggio con girante "Bicanale" per il pompaggio di acque cariche e liquidi con corpi in sospensione; ideali nelle applicazioni civili e domestiche.

Drainage pump with "Double-Channel" impeller for pumping charged waters and liquids with suspended solids; ideal for civil and household applications.

Bombas de drenaje con turbina "Bicanal" para bombear aguas cargadas y líquidos con cuerpos en suspensión; ideales en las aplicaciones civiles y domésticas.

Pompes de drainage avec turbine "Bicanal" pour le pompage d'eaux chargées et de liquides avec corps en suspension; idéales dans les applications civiles et domestiques.

| CARATTERISTICHE COSTRUTTIVE / CONSTRUCTION FEATURES<br>CARACTERÍSTICAS CONSTRUCTIVAS / CARACTÉRISTIQUES D'EXÉCUTION | |
|---|---|
| **Corpo pompa**<br>**Pump body**<br>**Cuerpo bomba**<br>**Corps de pompe** | ghisa<br>cast iron<br>fundición<br>fonte |
| **Camicia, coperchio motore, base appoggio**<br>**Shell, motor cover, base support**<br>**Camisa, tapa motor, base apoyo**<br>**Chemise, couvercle moteur, support de base** | acciaio inox<br>stainless steel<br>acero inoxidable<br>acier inox |
| **Girante**<br>**Impeller**<br>**Rodete**<br>**Turbine** | acciaio inox<br>stainless steel<br>acero inoxidable<br>acier inox |
| **Tenuta meccanica** | doppia tenuta con barriera d'olio: carburo di silicio lato pompa, ceramica-grafite lato motore |
| **Mechanical seal** | double seal with oil barrier; silicon carbide on pump side, ceramic-graphite on motor side |
| **Sello mecánico** | doble sello con cámara interpuesta: carburo de silicio lado bomba, cerámica-grafito lado motor |
| **Garniture mécanique** | double garniture avec film lubrifiant: carbure de silice côté pompe, céramique-graphite côté moteur |
| **Albero motore**<br>**Motor shaft**<br>**Eje motor**<br>**Arbre moteur** | acciaio AISI 430<br>stainless steel AISI 430<br>acero AISI 430<br>acier AISI 430 |
| **Passaggio corpi solidi**<br>**Passage of solids**<br>**Paso de solidos**<br>**Passage corps solides** | Ø max 50 mm |
| **Profondità di immersione**<br>**Depth of immersion**<br>**Profundidad immersión**<br>**Profondeur immersion** | max 5 m |
| **Temperatura del liquido**<br>**Liquid temperature**<br>**Temperatura del liquído**<br>**Température du liquide** | 0 - 40 °C |
| **Cavo**<br>**Cable**<br>**Cable**<br>**Câble** | H07 RNF, 10 m |
| **G** | galleggiante<br>float switch<br>flotador<br>flotteur |
| **MOTORE / MOTOR / MOTOR / MOTEUR** | |
| **Motore 2 poli a induzione**<br>**2 pole induction motor**<br>**Motor de 2 polos a inducción**<br>**Moteur à induction à 2 pôles** | 3~ 3x400V-50Hz<br>1~ 1x230V-50Hz (con termoprotettore)<br>(with thermal protection)<br>(con protección térmica)<br>(avec protection thermique) |
| **Classe di isolamento**<br>**Insulation class**<br>**Clase de aislamiento**<br>**Classe d'isolation** | F |
| **Grado di protezione**<br>**Protection degree**<br>**Grado de protección**<br>**Protection** | IPX8 |

| TYPE | TRUCK | | CONTAINER | |
|---|---|---|---|---|
| | PALLET (cm) | N° pumps | PALLET (cm) | N° pumps |
| **DB** | 80X120X160 | 51 | 80X120X160 | 51 |

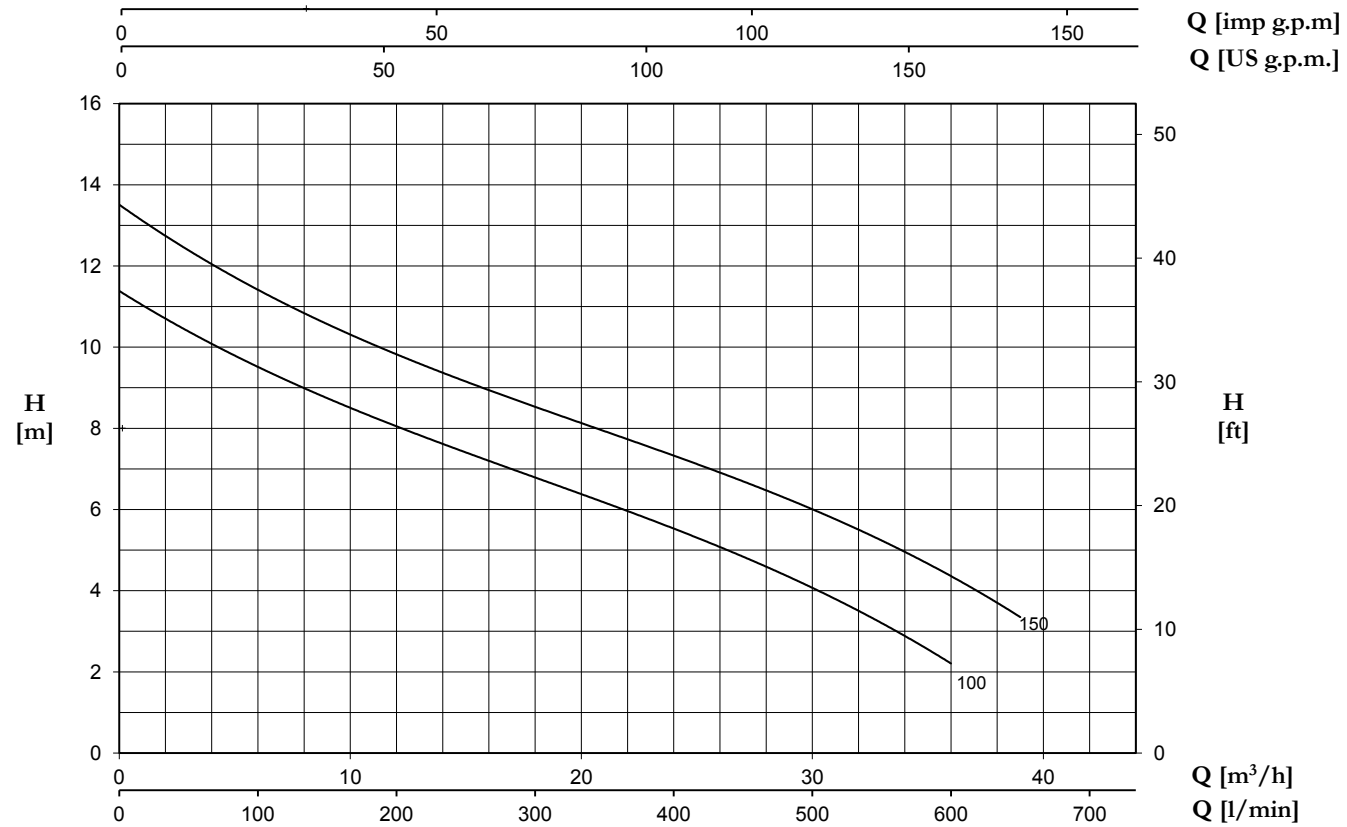


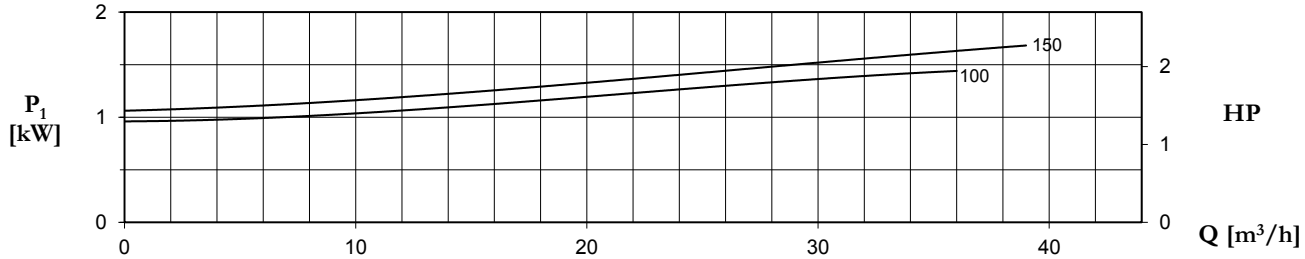


| TYPE | | W | AMPERE | | Q (m³/h - l/min) | | | | | | | |
|---|---|---|---|---|---|---|---|---|---|---|---|---|
| 1~ | 3~ | | 1~ | 3~ | 0 | 6 | 12 | 18 | 24 | 30 | 36 | 39 |
| | | | | | 0 | 100 | 200 | 300 | 400 | 500 | 600 | 650 |
| | | | 1x230 V 50 Hz | 3x400 V 50 Hz | H (m) | | | | | | | |
| **DB 100 (G)** | **DBT 100** | 1350 | 5,9 | 2,8 | 11,4 | 9,5 | 8,0 | 6,8 | 5,6 | 4,0 | 2,2 | - |
| **DB 150 (G)** | **DBT 150** | 1700 | 8,0 | 3,0 | 13,6 | 11,5 | 9,8 | 8,5 | 7,3 | 6,0 | 4,3 | 3,4 |

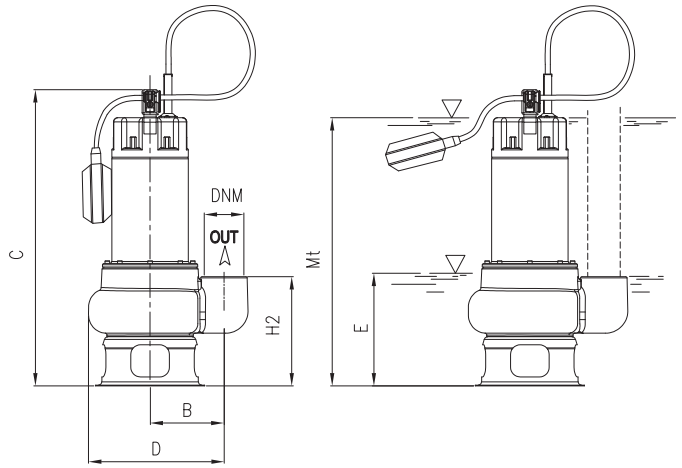


E: massimo livello di svuotamento
E: maximum emptying level
E: màximo nivel de vaciado
E: niveau maximum de vidange

Mt: livello minimo di funzionamento continuo
Mt: lowest level for continuos duty
Mt: nivel minimo de funcionamienmto continuo
Mt: niveau minimum de fonctionnement continu

| TYPE | DIMENSIONS (mm) | | | | | | | | | | Kg |
|---|---|---|---|---|---|---|---|---|---|---|---|
| | B | C | D | E | H2 | Mt | DNM | I | L | M | |
| **DB 100 (G)** | 142,5 | 461 | 247,5 | 185 | 170 | 390 | 2″ G | 200 | 260 | 470 | 17 |
| **DB 150 (G)** | 142,5 | 461 | 247,5 | 185 | 170 | 390 | 2″ G | 200 | 260 | 470 | 18,5 |

# DV




Pompe da drenaggio per liquidi carichi con girante arretrata di tipo Vortex per applicazioni civili e industriali; sono state particolarmente progettate per uso estremamente gravoso; disponibili sia per applicazioni mobili e fissa con piede di accoppiamento.

Drainage pump for charged liquids with set-back Vortex type impeller for civil and industrial applications; specifically designed for very heavy use; available in the mobile or permanent versions with coupling feet.

Bombas de drenaje para líquidos cargados con turbina retraída de tipo Vortex para aplicaciones civiles e industriales; se han proyectado especialmente para un uso gravoso; disponibles para aplicaciones móviles y fija con pie de acoplamiento.

Pompes de drainage pour liquides chargés avec roue décalée de type Vortex, pour applications civiles et industrielles; elles ont été spécialement conçues pour un service très intense; disponibles pour applications aussi bien mobiles que fixes, avec pied d'accouplement.

| TYPE | TRUCK | | CONTAINER | |
|---|---|---|---|---|
| | PALLET (cm) | N° pumps | PALLET (cm) | N° pumps |
| DV 160-310 | 85X110X145 | 18 | 85X110X190 | 27 |
| DVT 400-550 | 85X110X170 | 12 | 85X110X170 | 12 |
| DVT 750-1000 | 100X120190 | 12 | 100X120190 | 12 |

| CARATTERISTICHE COSTRUTTIVE / CONSTRUCTION FEATURES<br>CARACTERÍSTICAS CONSTRUCTIVAS / CARACTÉRISTIQUES D'EXÉCUTION | |
|---|---|
| **Corpo pompa**<br>**Pump body**<br>**Cuerpo bomba**<br>**Corps de pompe** | ghisa<br>cast iron<br>fundición<br>fonte |
| **Girante**<br>**Impeller**<br>**Rodete**<br>**Turbine** | ghisa<br>cast iron<br>fundición<br>fonte |
| **Tenuta meccanica** | doppia tenuta con barriera d'olio:carburo di silicio lato pompa, ceramica-grafite lato motore |
| **Mechanical seal** | double seal with oil barrier: silicon carbide on pump side, ceramic-graphite on motor side |
| **Sello mecánico** | doble sello con cámara interpuesta:carburo de silicio lado bomba, cerámica-grafito lado motor |
| **Garniture mécanique** | double garniture avec film lubrifiant:carbure de silice côté pompe, céramique-graphite côté moteur |
| **Albero motore**<br>**Motor shaft**<br>**Eje motor**<br>**Arbre moteur** | acciaio AISI 304<br>stainless steel AISI 304<br>acero AISI 304<br>acier AISI 304 |
| **Passaggio corpi solidi**<br>**Passage of solids**<br>**Paso de solidos**<br>**Passage corps solides** | 50 mm (DV160-310; 750-1000)<br>45 mm (DV400-550) |
| **Profondità di immersione**<br>**Depth of immersion**<br>**Profundidad immersión**<br>**Profondeur immersion** | max 20 m |
| **Temperatura del liquido**<br>**Liquid temperature**<br>**Temperatura del liquído**<br>**Température du liquide** | 0 - 40 °C |
| **Cavo**<br>**Cable**<br>**Cable**<br>**Câble** | H07 RNF, 10 m |
| **Viteria**<br>**Bolts**<br>**Tornillos**<br>**Vis** | acciaio inossidabile A2<br>A2 stainless steel<br>acero A2<br>acier A2 |
| **Base appoggio**<br>**Foot support**<br>**Placa base**<br>**Plaque de base** | ferro zincato<br>galvanized iron<br>hierro galvanizado<br>fer galvanisé |
| **Guarnizioni**<br>**Gaskets**<br>**Anilos**<br>**Joints** | gomma NBR<br>NBR rubber<br>goma NBR<br>caoutchouc NBR |
| **MOTORE / MOTOR / MOTOR / MOTEUR** | |
| **Motore 2 poli a induzione in bagno d'olio** | 3~ 230/400V-50Hz P ≤ 4kW<br>3~ 400/690V-50Hz P > 4kW |
| **2 pole induction motor in oil bath** | 1~ 230V-50Hz<br>necessario condensatore d'avviamento (35µF per modello da 1,5HP, 50µF per modello da 2HP) |
| **Motor de 2 polos a inducción en baño de caeite** | required starter capacitor (35µF for 1,5HP model, 50µF for 2HP model) |
| **Moteur à induction à 2 pôles en bain d'huille** | necesario condensador de arranque (35µF para modelo 1,5HP, 50µF para modelo 2HP)<br>nécessaires condensateur de démarrage (35µF pour modèle 1,5HP, 50µF pour modèle 2HP) |
| **Classe di isolamento**<br>**Insulation class**<br>**Clase de aislamiento**<br>**Classe d'isolation** | F |
| **Grado di protezione**<br>**Protection degree**<br>**Grado de protección**<br>**Protection** | IPX8 |

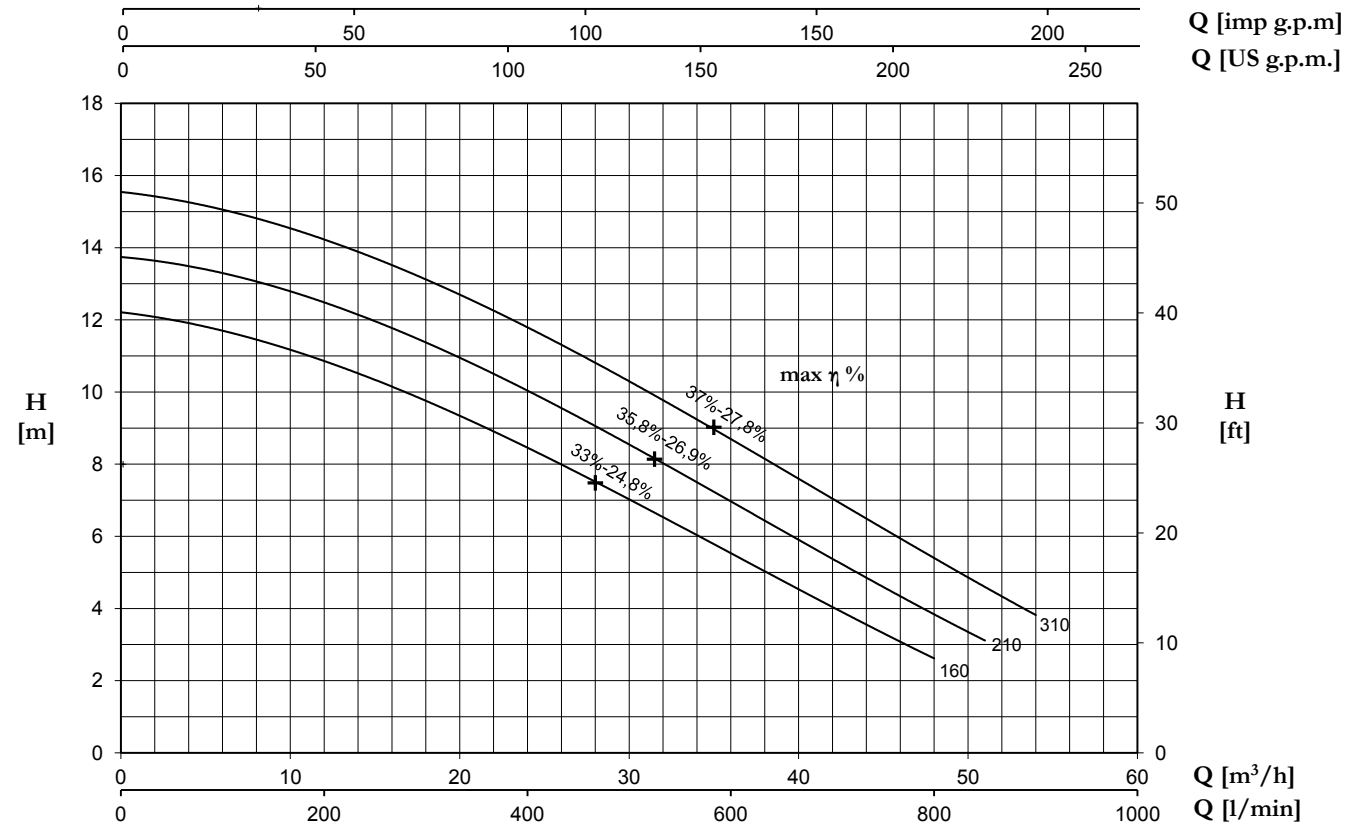


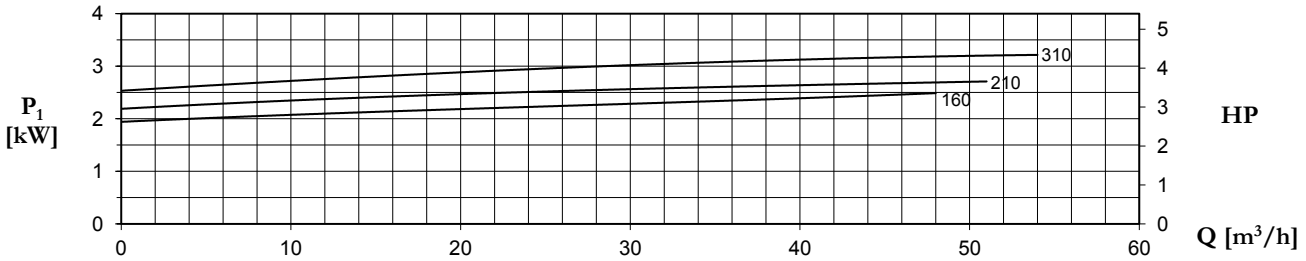


| TYPE | | AMPERE | | | | |
|---|---|---|---|---|---|---|
| 1~ | 3~ | 230 V 50 Hz | 3x230 V 50 Hz (*) | 3x400 V 50 Hz | 230/400 V 50 Hz ⅄ / △ (*) | 400/690 V 50 Hz ⅄ / △ |
| **DV 160** | **DVT 160** | 11,3 | 7,1 | 4,1 | - | - |
| **DV 210** | **DVT 210** | 12,6 | 8,7 | 5,0 | - | - |
| **-** | **DVT 310** | - | 9,9 | 5,7 | - | - |

(*) no standard execution

## + max η %

max rendimento idraulico e rispettivo rendimento totale
max hydraulic efficiency and respective total efficiency
máx rendimiento hidráulico y correspondiente rendimiento total
max rendement hydraulique et rendement total

| TYPE | | P2 | | P1 (kW) | | Q (m³/h - l/min) | | | | | | | |
|---|---|---|---|---|---|---|---|---|---|---|---|---|---|
| | | | | | | 0 | 12 | 24 | 36 | 42 | 48 | 51 | 54 |
| | | | | | | 0 | 200 | 400 | 600 | 700 | 800 | 850 | 900 |
| 1~ | 3~ | (HP) | (kW) | 1~ | 3~ | H (m) | | | | | | | |
| **DV 160** | **DVT 160** | 1,5 | 1,1 | 2,5 | 2,3 | 12,2 | 10,9 | 8,4 | 5,6 | 4,1 | 2,6 | - | - |
| **DV 210** | **DVT 210** | 2 | 1,5 | 2,8 | 2,7 | 13,7 | 12,6 | 9,9 | 7,0 | 5,4 | 3,8 | 3,1 | - |
| **-** | **DVT 310** | 3 | 2,2 | - | 3,3 | 15,5 | 14,4 | 11,6 | 8,8 | 7,1 | 5,4 | 4,5 | 3,8 |

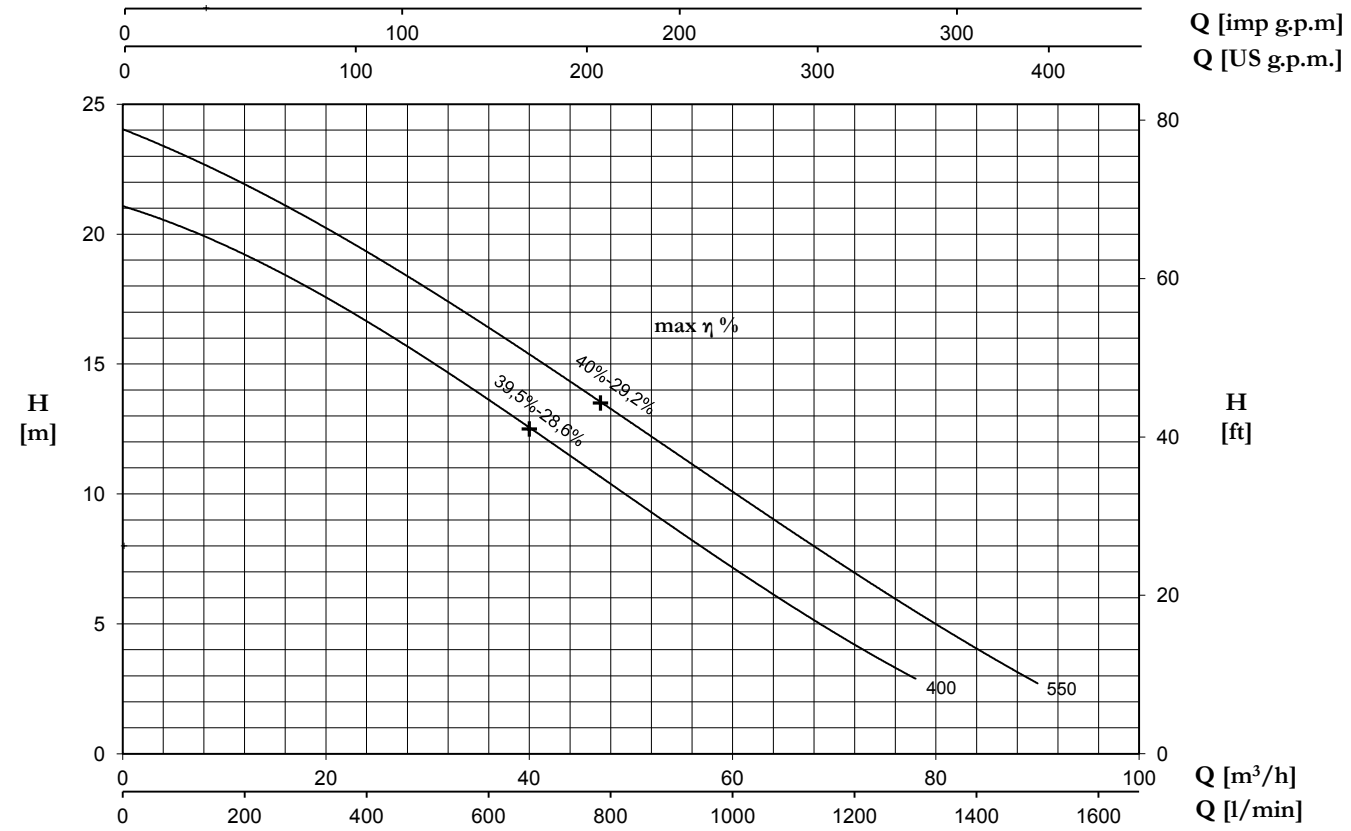


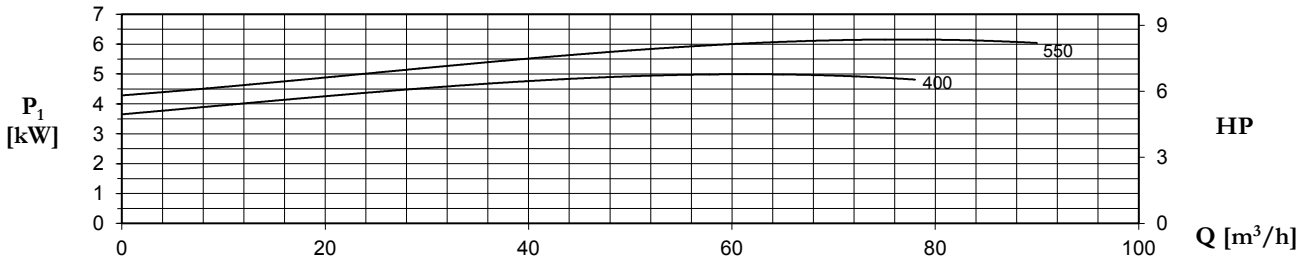


| TYPE | AMPERE | | | |
|---|---|---|---|---|
| 3~ | 3x230 V 50 Hz (*) | 3x400 V 50 Hz | 230/400 V 50 Hz ⅄ / Δ (*) | 400/690 V 50 Hz ⅄ / Δ |
| **DVT 400** | 14,1 | 8,1 | - | - |
| **DVT 550** | 18,1 | 10,4 | - | - |

(*) no standard execution

+ max η %

max rendimento idraulico e rispettivo rendimento totale
max hydraulic efficiency and respective total efficiency
máx rendimiento hidráulico y correspondiente rendimiento total
max rendement hydraulique et rendement total

| TYPE | P2 | | P1 (kW) | Q (m³/h - l/min) | | | | | | | | |
|---|---|---|---|---|---|---|---|---|---|---|---|---|
| | | | | 0 | 12 | 24 | 36 | 48 | 60 | 72 | 78 | 90 |
| | | | | 0 | 200 | 400 | 600 | 800 | 1000 | 1200 | 1300 | 1500 |
| 3~ | (HP) | (kW) | 3~ | H (m) | | | | | | | | |
| **DVT 400** | 4 | 3 | 4,9 | 21,0 | 19,4 | 16,6 | 13,5 | 10,4 | 7,2 | 4,3 | 2,8 | - |
| **DVT 550** | 5,5 | 4 | 6,1 | 23,9 | 22,2 | 19,3 | 16,3 | 13,2 | 10,0 | 7,1 | 5,6 | 2,6 |

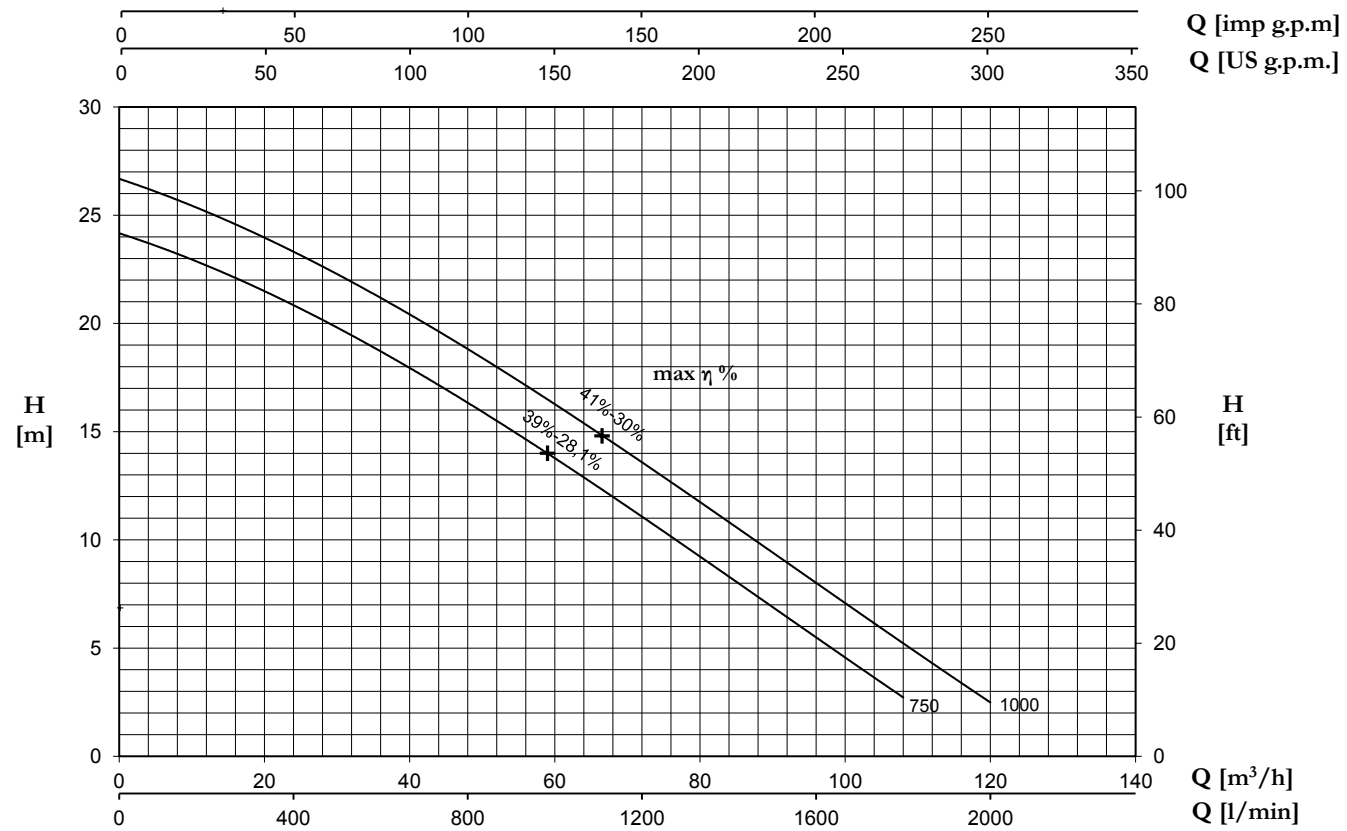


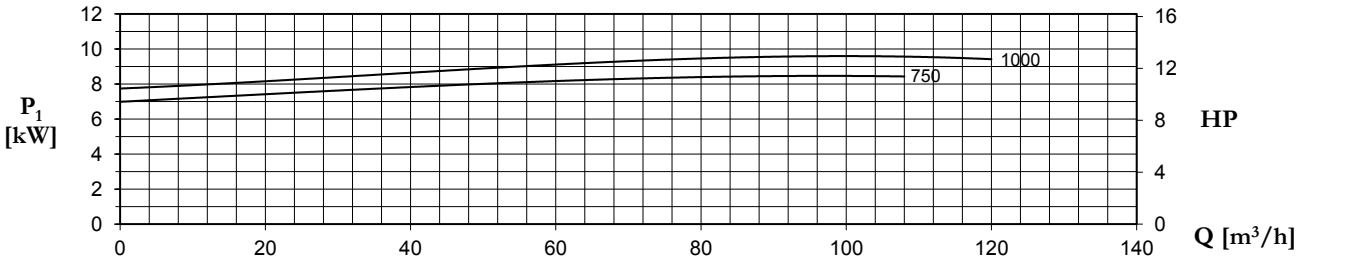


| TYPE | AMPERE | | | |
|---|---|---|---|---|
| 3~ | 3x230 V 50 Hz (*) | 3x400 V 50 Hz | 230/400 V 50 Hz ⅄ / △ (*) | 400/690 V 50 Hz ⅄ / △ |
| **DVT 750** | - | 14,4 | 25,0 | 14,4 |
| **DVT 1000** | - | 16,4 | 28,5 | 16,4 |

(*) no standard execution

## + max η %

max rendimento idraulico e rispettivo rendimento totale
max hydraulic efficiency and respective total efficiency
máx rendimiento hidráulico y correspondiente rendimiento total
max rendement hydraulique et rendement total

| TYPE | P2 | | P1 (kW) | Q (m³/h - l/min) | | | | | | | | | | | |
|---|---|---|---|---|---|---|---|---|---|---|---|---|---|---|---|
| 3~ | | | | 0 | 12 | 24 | 36 | 48 | 60 | 72 | 84 | 96 | 108 | 114 | 120 |
| | | | | 0 | 200 | 400 | 600 | 800 | 1000 | 1200 | 1400 | 1600 | 1800 | 1900 | 2000 |
| | (HP) | (kW) | 3~ | H (m) | | | | | | | | | | | |
| **DVT 750** | 7,5 | 5,5 | 8,5 | 24,2 | 22,7 | 20,7 | 18,7 | 16,4 | 13,9 | 11,1 | 8,2 | 5,4 | 2,8 | - | - |
| **DVT 1000** | 10 | 7,5 | 9,6 | 26,7 | 25,2 | 23,2 | 21,2 | 18,8 | 16,3 | 13,7 | 10,8 | 8,0 | 5,1 | 3,8 | 2,6 |

# DV

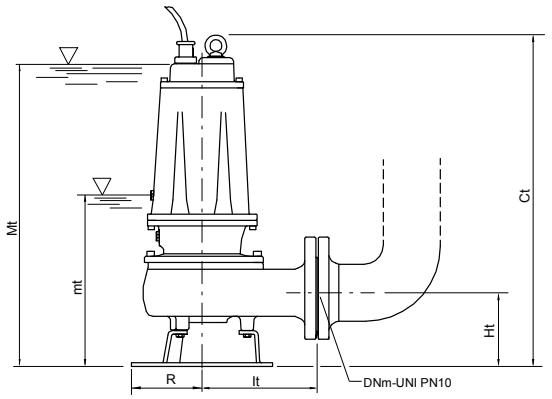


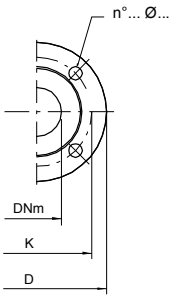


## ACCESSORIES

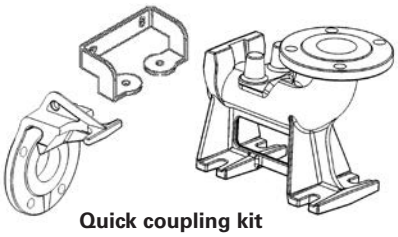

**Quick coupling kit**

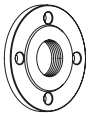

**Counterflange**

| TYPE | DIMENSIONS (mm) | | | | | | | Kg |
|---|---|---|---|---|---|---|---|---|
| | Ct | Ht | R | It | mt | Mt | DNm | |
| **DVT 160** | 551 | 123 | 117 | 191 | 243 | 513 | 65 | 39,5 |
| **DV 160-DVT 210** | 551 | 123 | 117 | 191 | 243 | 513 | 65 | 40,5 |
| **DV 210-DVT 310** | 551 | 123 | 117 | 191 | 243 | 513 | 65 | 41,5 |
| **DVT 400** | 645 | 148 | 160 | 210 | 285 | 600 | 80 | 68 |
| **DVT 550** | 645 | 148 | 160 | 210 | 285 | 600 | 80 | 71 |
| **DVT 750** | 725 | 178 | 180 | 232 | 358 | 670 | 80 | 90 |
| **DVT 1000** | 725 | 178 | 180 | 232 | 358 | 670 | 80 | 92,5 |

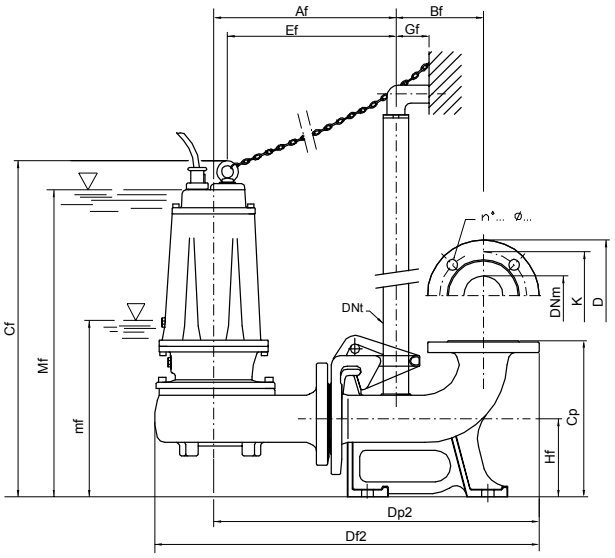


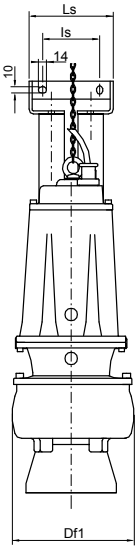


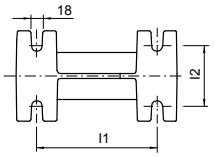


mt/mf: livello minimo di funzionamento
mt/mf: lowest working level
mt/mf: nivel minimo de funcionamienmto
mt/mf: niveau minimum de fonctionnement

Mt/Mf: livello minimo di funzionamento continuo
Mt/Mf: lowest level for continuos duty
Mt/Mf: nivel minimo de funcionamienmto continuo
Mt/Mf: niveau minimum de fonctionnement continu

| TYPE | DIMENSIONS (mm) | | | | | | | | | | | | | | | | | |
|---|---|---|---|---|---|---|---|---|---|---|---|---|---|---|---|---|---|---|
| | Af | Bf | Cf | Cp | Df1 | Df2 | Dp2 | DNt | Ef | Gf | Hf | l1 | l2 | Is | Ls | mf | Mf | DNm |
| **DVT 160 /P** | 303 | 145 | 559 | 260 | 200 | 639 | 541 | 1″ 1/4 | 280 | 55 | 130 | 200 | 100 | 95 | 140 | 251 | 521 | 65 |
| **DV 160-DVT 210/P** | 303 | 145 | 559 | 260 | 200 | 639 | 541 | 1″ 1/4 | 280 | 55 | 130 | 200 | 100 | 95 | 140 | 251 | 521 | 65 |
| **DV 210-DVT 310/P** | 303 | 145 | 559 | 260 | 200 | 639 | 541 | 1″ 1/4 | 280 | 55 | 130 | 200 | 100 | 95 | 140 | 251 | 521 | 65 |
| **DVT 400/P** | 350 | 165 | 690 | 340 | 220 | 720 | 615 | 2″ | 319 | 85 | 190 | 250 | 140 | 130 | 180 | 327 | 642 | 80 |
| **DVT 550/P** | 350 | 165 | 690 | 340 | 220 | 720 | 615 | 2″ | 319 | 85 | 190 | 250 | 140 | 130 | 180 | 327 | 642 | 80 |
| **DVT 750/P** | 370 | 165 | 745 | 340 | 235 | 750 | 638 | 2″ | 338 | 85 | 190 | 250 | 140 | 130 | 180 | 380 | 690 | 80 |
| **DVT 1000/P** | 370 | 165 | 745 | 340 | 235 | 750 | 638 | 2″ | 338 | 85 | 190 | 250 | 140 | 130 | 180 | 380 | 690 | 80 |

| Flange UNI PN 10 (mm) | | | |
|---|---|---|---|
| DNm | K | D | n°... ø... |
| 65 | 145 | 185 | 4... 18... |
| 80 | 160 | 200 | 8... 18... |

| TYPE | PROTECTION | | CONTROL PANEL | | |
|---|---|---|---|---|---|
| | 1 x 230 V | 3 x 400 V | 1 x 230 V | 3 x 400 V | 400 / 690 V |
| **DV 160** | PMC 15/35-15 | PT 20-30-40/4.3-6.8 | QSM + 35µF | QSMT 10 | - |
| **DV 210** | PMC 20/50-18 | PT 20-30-40/4.3-6.8 | QSM + 50µF | QSMT 10 | - |
| **DVT 310** | - | PT 40-50/5.7-9.1 | - | QSMT 10 | - |
| **DVT 400** | - | PT 55-75/8.6-13.5 | - | QSMT 10 | - |
| **DVT 550** | - | PT 55-75/8.6-13.5 | - | QSMT 10 | - |
| **DVT 750** | - | PT 100/12.5-16.5 | - | QSMT 10 | QST 7 |
| **DVT 1000** | - | PT 125-150/16-21 | - | QSMT 15 | QST 7 |

DVT 250-750-4

DVT 250-750-4/P

Pompe da drenaggio per liquidi carichi con girante arretrata di tipo Vortex per applicazioni civili e industriali; sono state particolarmente progettate per uso estremamente gravoso; disponibili sia per applicazioni mobili e fissa con piede di accoppiamento.

Drainage pump for charged liquids with set-back Vortex type impeller for civil and industrial applications; specifically designed for very heavy use; available in the mobile or permanent versions with coupling feet.

Bombas de drenaje para líquidos cargados con turbina retraída de tipo Vortex para aplicaciones civiles e industriales; se han proyectado especialmente para un uso gravoso; disponibles para aplicaciones móviles y fija con pie de acoplamiento.

Pompes de drainage pour liquides chargés avec roue décalée de type Vortex, pour applications civiles et industrielles; elles ont été spécialement conçues pour un service très intense; disponibles pour applications aussi bien mobiles que fixes, avec pied d'accouplement.

| TYPE | TRUCK | | CONTAINER | |
|---|---|---|---|---|
| | PALLET (cm) | N° pumps | PALLET (cm) | N° pumps |
| DVT 250-4/750-4 | 85X110X190 | 8 | 100X120X190 | 12 |

| CARATTERISTICHE COSTRUTTIVE / CONSTRUCTION FEATURES<br>CARACTERÍSTICAS CONSTRUCTIVAS / CARACTÉRISTIQUES D'EXÉCUTION | |
|---|---|
| **Corpo pompa**<br>**Pump body**<br>**Cuerpo bomba**<br>**Corps de pompe** | ghisa<br>cast iron<br>fundición<br>fonte |
| **Girante**<br>**Impeller**<br>**Rodete**<br>**Turbine** | ghisa<br>cast iron<br>fundición<br>fonte |
| **Tenuta meccanica**<br>**Mechanical seal**<br>**Sello mecánico**<br>**Garniture mécanique** | doppia tenuta con barriera d'olio:carburo di silicio lato pompa, ceramica-grafite lato motore<br>double seal with oil barrier: silicon carbide on pump side, ceramic-graphite on motor side<br>doble sello con cámara interpuesta:carburo de silicio lado bomba, cerámica-grafito lado motor<br>double garniture avec film lubrifiant:carbure de silice côté pompe, céramique-graphite côté moteur |
| **Albero motore**<br>**Motor shaft**<br>**Eje motor**<br>**Arbre moteur** | acciaio AISI 304<br>stainless steel AISI 304<br>acero AISI 304<br>acier AISI 304 |
| **Passaggio corpi solidi**<br>**Passage of solids**<br>**Paso de solidos**<br>**Passage corps solides** | 50 mm |
| **Profondità di immersione**<br>**Depth of immersion**<br>**Profundidad immersión**<br>**Profondeur immersion** | max 20 m |
| **Temperatura del liquido**<br>**Liquid temperature**<br>**Temperatura del liquído**<br>**Température du liquide** | 0 - 40 °C |
| **Cavo**<br>**Cable**<br>**Cable**<br>**Câble** | H07 RNF, 10 m |
| **Viteria**<br>**Bolts**<br>**Tornillos**<br>**Vis** | acciaio inossidabile A2<br>A2 stainless steel<br>acero A2<br>acier A2 |
| **Base appoggio**<br>**Foot support**<br>**Placa base**<br>**Plaque de base** | ferro zincato<br>galvanized iron<br>hierro galvanizado<br>fer galvanisé |
| **Guarnizioni**<br>**Gaskets**<br>**Anilos**<br>**Joints** | gomma NBR<br>NBR rubber<br>goma NBR<br>caoutchouc NBR |
| **MOTORE / MOTOR / MOTOR / MOTEUR** | |
| **Motore 4 poli a induzione in bagno d'olio**<br>**4 pole induction motor in oil bath**<br>**Motor de 4 polos a inducción en baño de caeite**<br>**Moteur à induction à 4 pôles en bain d'huille** | 3~ 230/400V-50Hz P ≤ 4kW<br>3~ 400/690V-50Hz P > 4kW |
| **Classe di isolamento**<br>**Insulation class**<br>**Clase de aislamiento**<br>**Classe d'isolation** | F |
| **Grado di protezione**<br>**Protection degree**<br>**Grado de protección**<br>**Protection** | IPX8 |

# DV4

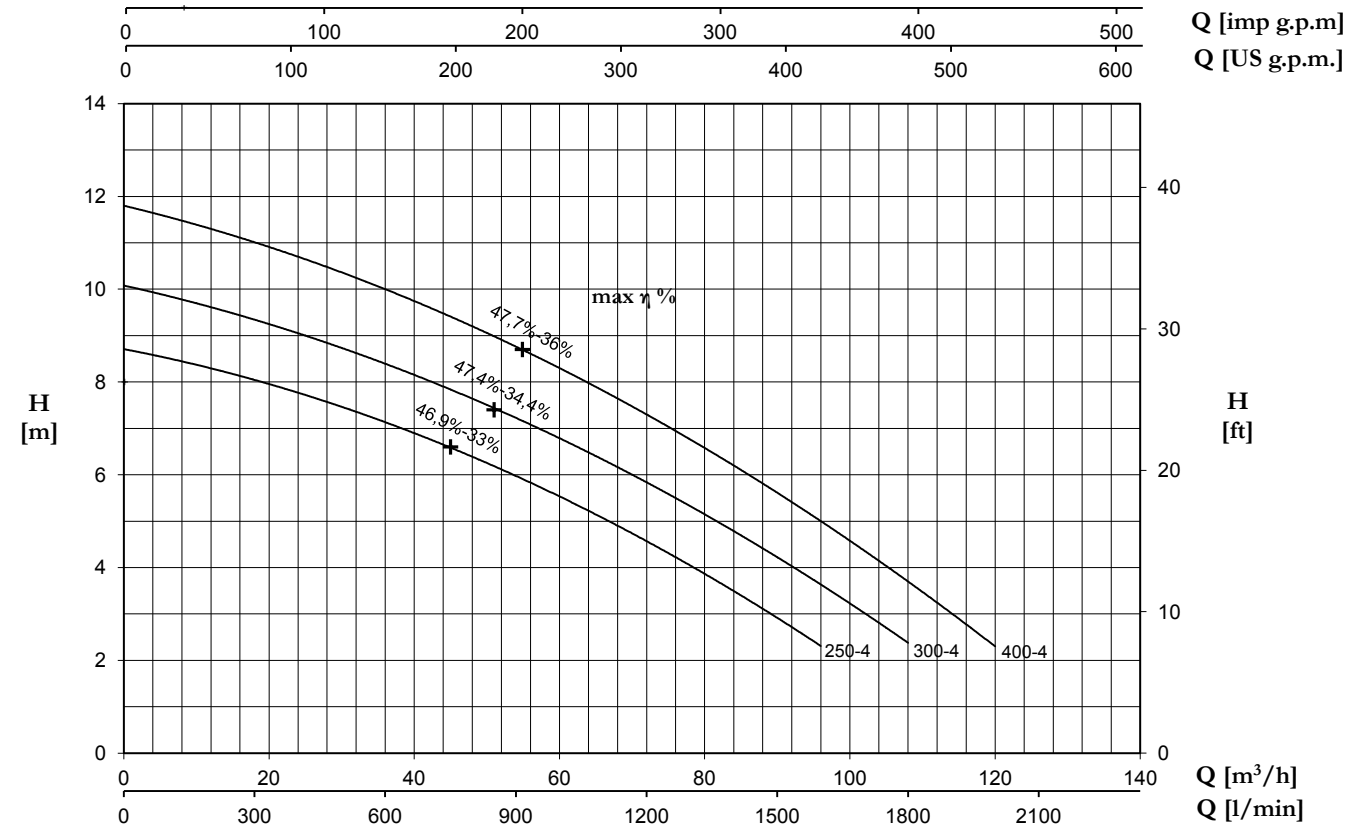


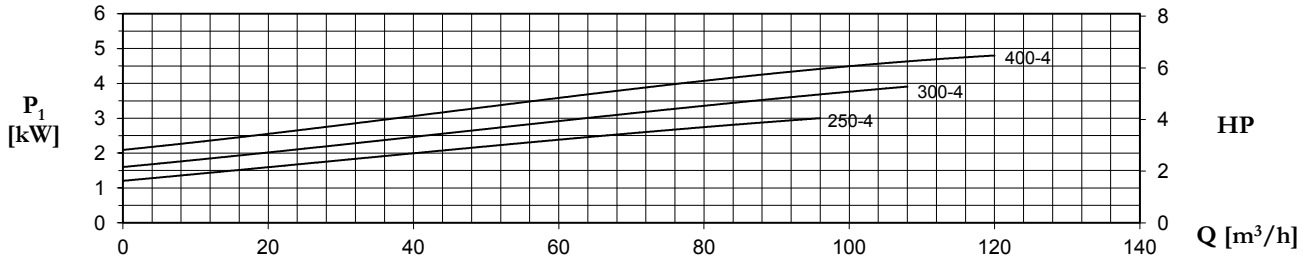


| TYPE | AMPERE | | | |
|---|---|---|---|---|
| 3~ | 3x230 V 50 Hz (*) | 3x400 V 50 Hz | 230/400 V 50 Hz ⅄ / △ (*) | 400/690 V 50 Hz ⅄ / △ |
| **DVT 250-4** | 10,0 | 5,8 | - | - |
| **DVT 300-4** | 11,8 | 6,8 | - | - |
| **DVT 400-4** | 15,1 | 8,7 | - | - |

(*) no standard execution

## + max η %

max rendimento idraulico e rispettivo rendimento totale
max hydraulic efficiency and respective total efficiency
máx rendimiento hidráulico y correspondiente rendimiento total
max rendement hydraulique et rendement total

| TYPE | P2 | | P1 (kW) | Q (m³/h - l/min) | | | | | | | | | | |
|---|---|---|---|---|---|---|---|---|---|---|---|---|---|---|
| 3~ | | | | 0 | 12 | 24 | 36 | 48 | 60 | 72 | 84 | 96 | 108 | 120 |
| | | | | 0 | 200 | 400 | 600 | 800 | 1000 | 1200 | 1400 | 1600 | 1800 | 2000 |
| | (HP) | (kW) | 3~ | H (m) | | | | | | | | | | |
| **DVT 250-4** | 2,5 | 1,8 | 3,3 | 8,7 | 8,3 | 7,8 | 7,1 | 6,4 | 5,5 | 4,6 | 3,5 | 2,3 | - | - |
| **DVT 300-4** | 3 | 2,2 | 4,1 | 10,1 | 9,6 | 9 | 8,4 | 7,7 | 6,8 | 5,8 | 4,8 | 3,6 | 2,4 | - |
| **DVT 400-4** | 4 | 3 | 4,9 | 11,8 | 11,3 | 10,7 | 10 | 9,2 | 8,3 | 7,3 | 6,2 | 5 | 3,7 | 2,3 |

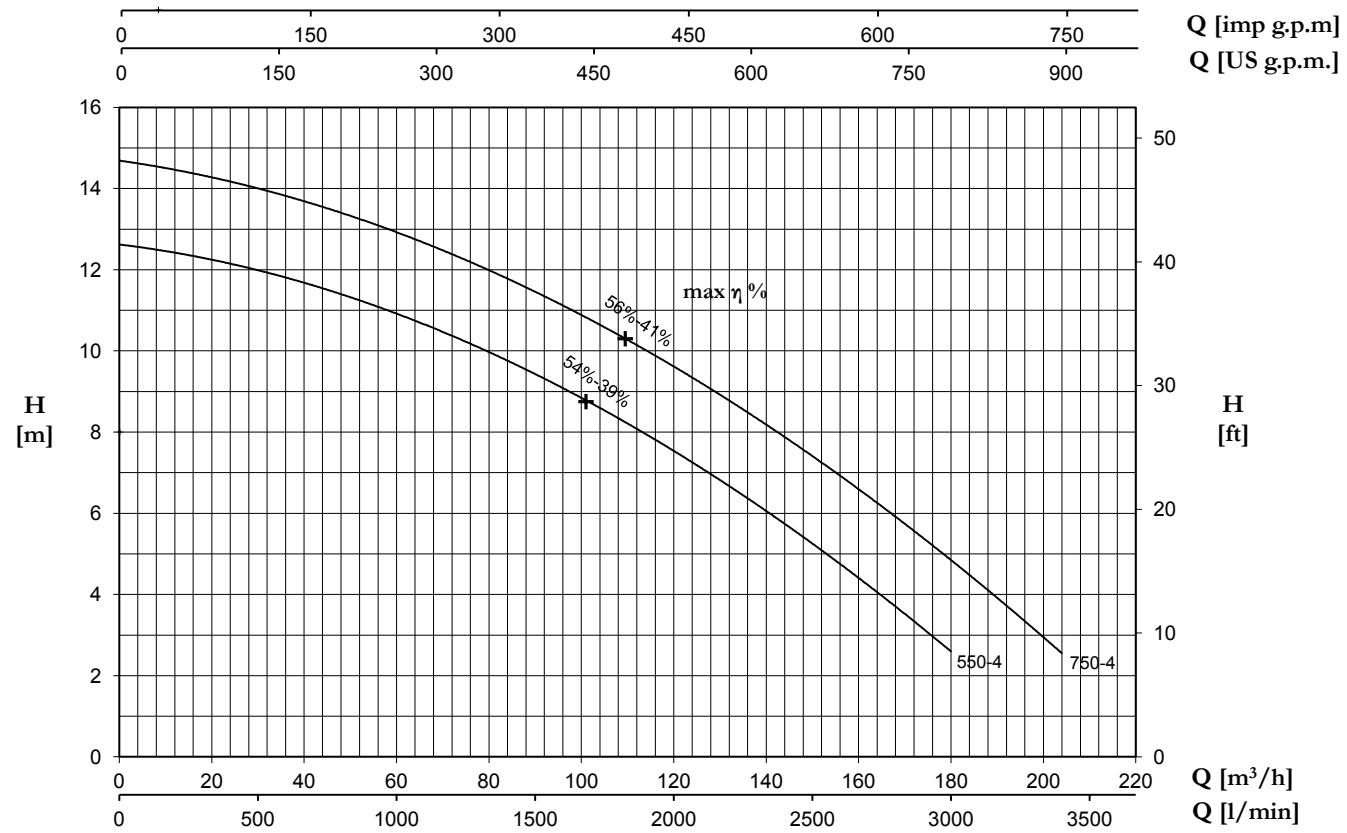


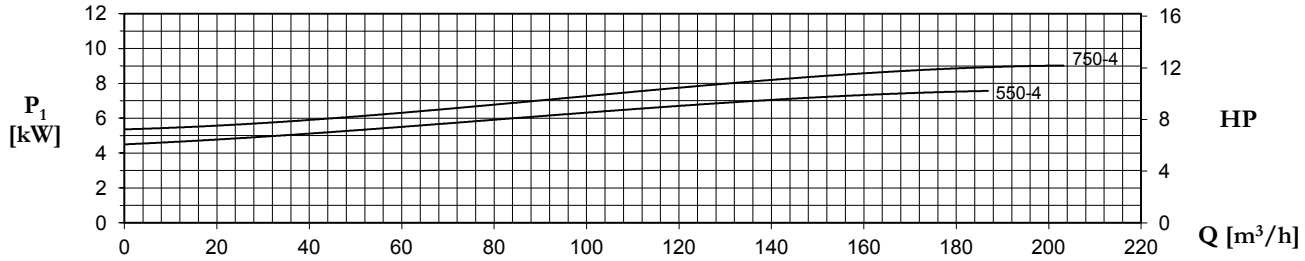


| TYPE | AMPERE | | | |
|---|---|---|---|---|
| 3~ | 3x230 V 50 Hz (*) | 3x400 V 50 Hz | 230/400 V 50 Hz ⅄ / △ (*) | 400/690 V 50 Hz ⅄ / △ |
| **DVT 550-4** | - | 12,9 | 22,3 | 12,9 |
| **DVT 750-4** | - | 15,4 | 26,6 | 15,4 |

(*) no standard execution

+ max η %

max rendimento idraulico e rispettivo rendimento totale
max hydraulic efficiency and respective total efficiency
máx rendimiento hidráulico y correspondiente rendimiento total
max rendement hydraulique et rendement total

| TYPE | P2 | | P1 (kW) | Q (m³/h - l/min) | | | | | | | | | | |
|---|---|---|---|---|---|---|---|---|---|---|---|---|---|---|
| 3~ | | | | 0 | 24 | 48 | 72 | 96 | 120 | 144 | 168 | 180 | 192 | 204 |
| | | | | 0 | 400 | 800 | 1200 | 1600 | 2000 | 2400 | 2800 | 3000 | 3200 | 3400 |
| | (HP) | (kW) | 3~ | H (m) | | | | | | | | | | |
| **DVT 550-4** | 5,5 | 4 | 7,5 | 12,6 | 12,2 | 11,4 | 10,3 | 9,1 | 7,6 | 5,7 | 3,7 | 2,6 | - | - |
| **DVT 750-4** | 7,5 | 5,5 | 9 | 14,7 | 14,2 | 13,3 | 12,4 | 11,2 | 9,6 | 7,9 | 5,9 | 4,8 | 3,7 | 2,6 |

# DV4

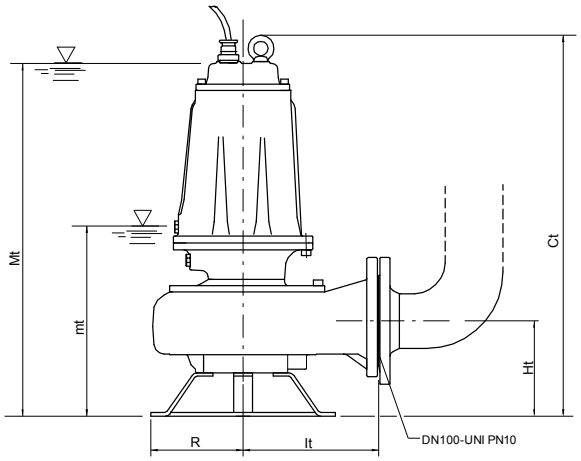


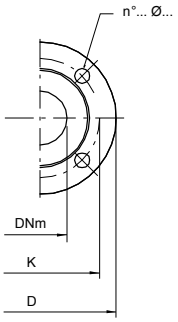


## ACCESSORIES

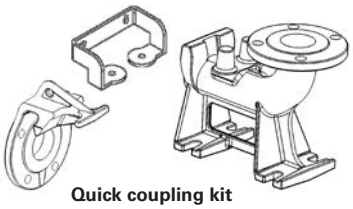

Quick coupling kit

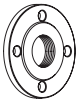

Counterflange

| TYPE | DIMENSIONS (mm) | | | | | | | Kg |
|---|---|---|---|---|---|---|---|---|
| | Ct | Ht | R | It | mt | Mt | DNm | |
| **DVT 250-4** | 660 | 165 | 160 | 235 | 300 | 614 | 100 | 69,5 |
| **DVT 300-4** | 660 | 165 | 160 | 235 | 300 | 614 | 100 | 71 |
| **DVT 400-4** | 660 | 165 | 160 | 235 | 300 | 614 | 100 | 74,5 |
| **DVT 550-4** | 715 | 195 | 180 | 276 | 385 | 695 | 100 | 101,5 |
| **DVT 750-4** | 715 | 195 | 180 | 276 | 385 | 695 | 100 | 106 |

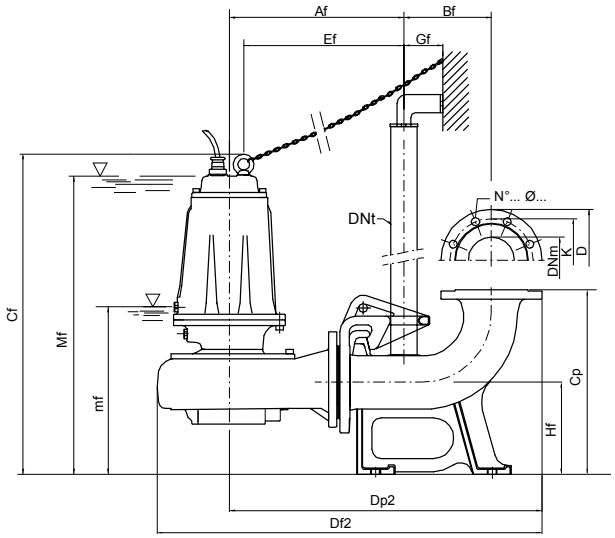


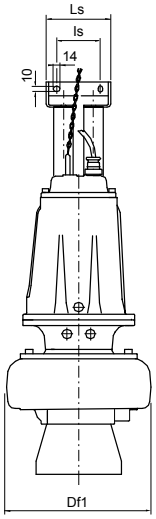


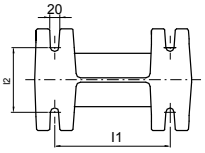


mt/mf: livello minimo di funzionamento
mt/mf: lowest working level
mt/mf: nivel minimo de funcionamienmto
mt/mf: niveau minimum de fonctionnement

Mt/Mf: livello minimo di funzionamento continuo
Mt/Mf: lowest level for continuos duty
Mt/Mf: nivel minimo de funcionamienmto continuo
Mt/Mf: niveau minimum de fonctionnement continu

| TYPE | DIMENSIONS (mm) | | | | | | | | | | | | | | | | | |
|---|---|---|---|---|---|---|---|---|---|---|---|---|---|---|---|---|---|---|
| | Af | Bf | Cf | Cp | Df1 | Df2 | Dp2 | DNt | Ef | Gf | Hf | l1 | l2 | Is | Ls | mf | Mf | DNm |
| **DVT 250-4/P** | 378 | 190 | 695 | 400 | 317 | 835 | 678 | 2″ | 347 | 85 | 200 | 250 | 140 | 130 | 180 | 335 | 650 | 100 |
| **DVT 300-4/P** | 378 | 190 | 695 | 400 | 317 | 835 | 678 | 2″ | 347 | 85 | 200 | 250 | 140 | 130 | 180 | 335 | 650 | 100 |
| **DVT 400-4/P** | 378 | 190 | 695 | 400 | 317 | 835 | 678 | 2″ | 347 | 85 | 200 | 250 | 140 | 130 | 180 | 335 | 650 | 100 |
| **DVT 550-4/P** | 419 | 190 | 755 | 400 | 371 | 900 | 719 | 2″ | 384 | 85 | 200 | 250 | 140 | 130 | 180 | 390 | 700 | 100 |
| **DVT 750-4/P** | 419 | 190 | 755 | 400 | 371 | 900 | 719 | 2″ | 384 | 85 | 200 | 250 | 140 | 130 | 180 | 390 | 700 | 100 |

| Flange UNI PN 10 (mm) | | | |
|---|---|---|---|
| DNm | K | D | n°... ø... |
| 100 | 180 | 220 | 8... 18... |

| TYPE | PROTECTION | | CONTROL PANEL | | |
|---|---|---|---|---|---|
| | 1 x 230 V | 3 x 400 V | 1 x 230 V | 3 x 400 V | 400 / 690 V |
| **DVT 250-4** | - | PT 40-50/5.7-9.1 | - | QSMT 10 | - |
| **DVT 300-4** | - | PT 40-50/5.7-9.1 | - | QSMT 10 | - |
| **DVT 400-4** | - | PT 55-75/8.6-13.5 | - | QSMT 10 | - |
| **DVT 550-4** | - | PT 55-75/8.6-13.5 | - | QSMT 10 | - |
| **DVT 750-4** | - | PT 100/12.5-16.5 | - | QSMT 10 | QST 7 |

Pompe da drenaggio con girante centrifuga di tipo monocanale; garantisce, oltre ad una elevata portata un'ottima prevalenza; adatte ad applicazioni civili e industriali; sono state particolarmente progettate per uso estremamente gravoso; disponibili sia per applicazioni mobili e fissa con piede di accoppiamento.

Single-channel centrifugal drainage pump: besides the high capacity it guarantees excellent head; ideal for civil and industrial applications; specifically designed for very heavy use; available in the mobile or permanent versions with coupling feet.

Bombas de drenaje con rodete centrífugo de tipo monocanal; garantiza, además de un caudal elevado una óptima prevalencia; apropiadas para aplicaciones civiles e industriales; se han proyectado especialmente para un uso extremadamente gravoso; disponibles para aplicaciones móviles y fija con pie de acoplamiento.

Pompes de drainage avec roue centrifuge de type monocanal; elles garantissent aussi bien un débit élevé qu'une excellente hauteur manométrique; indiquées aux applications civiles et industrielles, elles ont été spécialement conçues pour un service très intense; disponibles pour applications aussi bien mobiles que fixes, avec pied d'accouplement.

| TYPE | TRUCK | | CONTAINER | |
|---|---|---|---|---|
| | PALLET (cm) | N° pumps | PALLET (cm) | N° pumps |
| DM 160-310 | 85X110X145 | 18 | 85X110X190 | 27 |
| DMT 410-560 | 85X110X170 | 12 | 85X110X170 | 12 |
| DMT 750-1000 | 100X120X190 | 12 | 100X120X190 | 12 |

| CARATTERISTICHE COSTRUTTIVE / CONSTRUCTION FEATURES<br>CARACTERÍSTICAS CONSTRUCTIVAS / CARACTÉRISTIQUES D'EXÉCUTION | |
|---|---|
| **Corpo pompa**<br>**Pump body**<br>**Cuerpo bomba**<br>**Corps de pompe** | ghisa<br>cast iron<br>fundición<br>fonte |
| **Girante**<br>**Impeller**<br>**Rodete**<br>**Turbine** | ghisa<br>cast iron<br>fundición<br>fonte |
| **Tenuta meccanica**<br>**Mechanical seal**<br>**Sello mecánico**<br>**Garniture mécanique** | doppia tenuta con barriera d'olio:carburo di silicio lato pompa, ceramica-grafite lato motore<br>double seal with oil barrier: silicon carbide on pump side, ceramic-graphite on motor side<br>doble sello con cámara interpuesta:carburo de silicio lado bomba, cerámica-grafito lado motor<br>double garniture avec film lubrifiant:carbure de silice côté pompe, céramique-graphite côté moteur |
| **Albero motore**<br>**Motor shaft**<br>**Eje motor**<br>**Arbre moteur** | acciaio AISI 304<br>stainless steel AISI 304<br>acero AISI 304<br>acier AISI 304 |
| **Passaggio corpi solidi**<br>**Passage of solids**<br>**Paso de solidos**<br>**Passage corps solides** | 50 mm |
| **Profondità di immersione**<br>**Deptht of immersion**<br>**Profundidad immersión**<br>**Profondeur immersion** | max 20 m |
| **Temperatura del liquido**<br>**Liquid temperature**<br>**Temperatura del liquído**<br>**Température du liquide** | 0 - 40 °C |
| **Cavo**<br>**Cable**<br>**Cable**<br>**Câble** | H07 RNF, 10 m |
| **Viteria**<br>**Bolts**<br>**Tornillos**<br>**Vis** | acciaio inossidabile A2<br>A2 stainless steel<br>acero A2<br>acier A2 |
| **Base appoggio**<br>**Foot support**<br>**Placa base**<br>**Plaque de base** | ferro zincato<br>galvanized iron<br>hierro galvanizado<br>fer galvanisé |
| **Guarnizioni**<br>**Gaskets**<br>**Anilos**<br>**Joints** | gomma NBR<br>NBR rubber<br>goma NBR<br>caoutchouc NBR |
| **MOTORE / MOTOR / MOTOR / MOTEUR** | |
| **Motore 2 poli a induzione in bagno d'olio** | 3~ 230/400V-50Hz P ⩽ 4kW<br>3~ 400/690V-50Hz P > 4kW |
| **2 pole induction motor in oil bath** | 1~ 230V-50Hz<br>necessario condensatore d'avviamento (35µF per modello da 1,5HP, 50µF per modello da 2HP) |
| **Motor de 2 polos a inducción en baño de caeite** | required starter capacitor (35µF for 1,5HP model, 50µF for 2HP model)<br>necesario condensador de arranque (35µF para modelo 1,5HP, 50µF para modelo 2HP) |
| **Moteur à induction à 2 pôles en bain d'huille** | nécessaires condensateur de démarrage (35µF pour modèle 1,5HP, 50µF pour modèle 2HP) |
| **Classe di isolamento**<br>**Insulation class**<br>**Clase de aislamiento**<br>**Classe d'isolation** | F |
| **Grado di protezione**<br>**Protection degree**<br>**Grado de protección**<br>**Protection** | IPX8 |

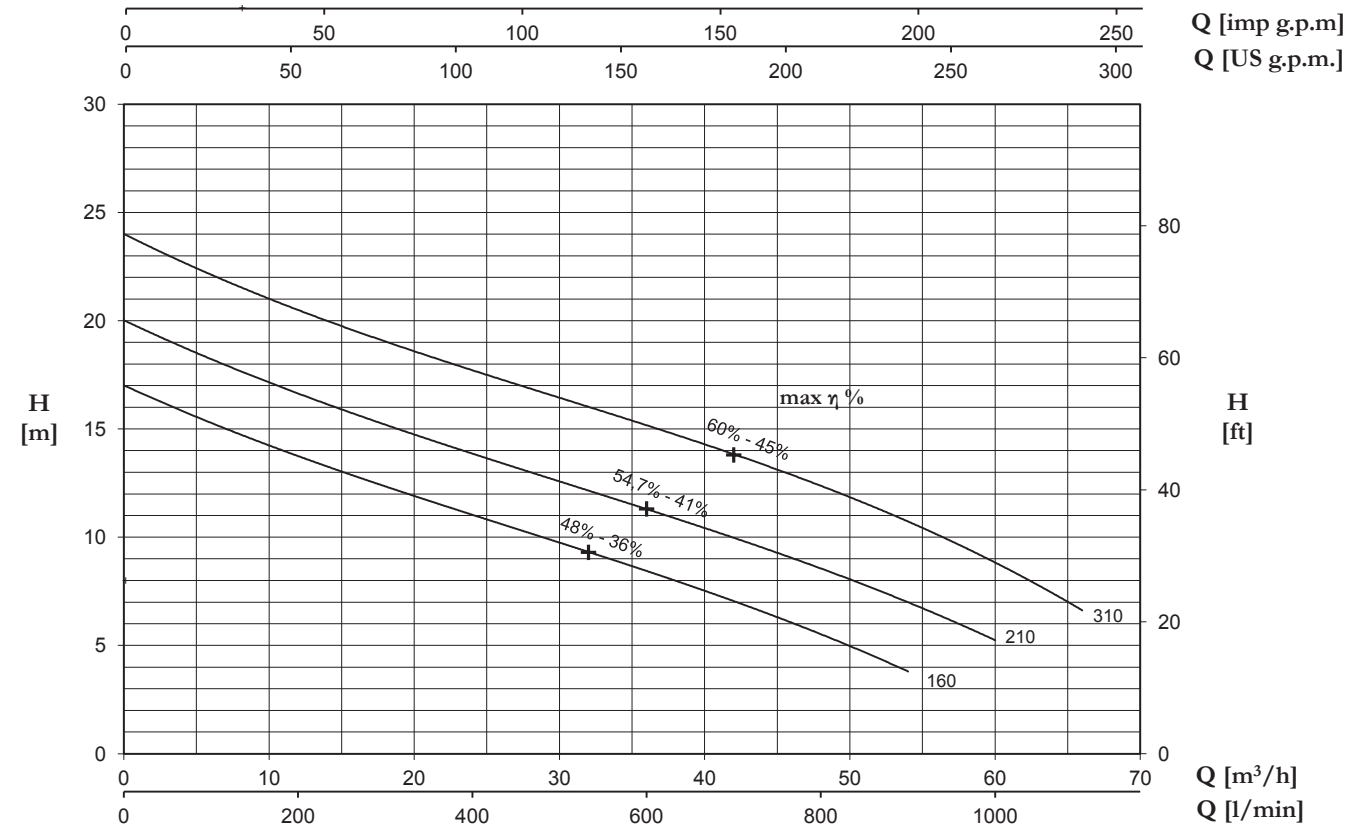


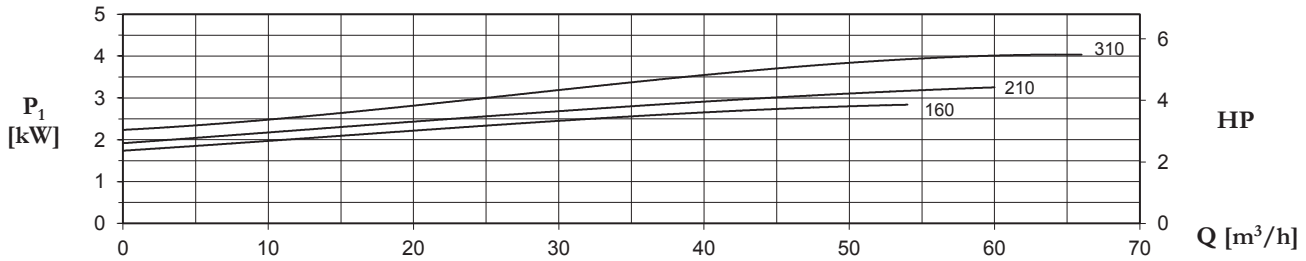


| TYPE | | AMPERE | | | | |
|---|---|---|---|---|---|---|
| 1~ | 3~ | 230 V 50 Hz | 3x230 V 50 Hz (*) | 3x400 V 50 Hz | 230/400 V 50 Hz ⅄ / Δ (*) | 400/690 V 50 Hz ⅄ / Δ |
| **DM 160** | **DMT 160** | 12,5 | 7,6 | 4,4 | - | - |
| **DM 210** | **DMT 210** | 15,0 | 9,5 | 5,5 | - | - |
| **-** | **DMT 310** | - | 12,0 | 6,9 | - | - |

(*) no standard execution

+ max η %

max rendimento idraulico e rispettivo rendimento totale
max hydraulic efficiency and respective total efficiency
máx rendimiento hidráulico y correspondiente rendimiento total
max rendement hydraulique et rendement total

| TYPE | | P2 | | P1 (kW) | | Q (m³/h - l/min) | | | | | | | | | | | |
|---|---|---|---|---|---|---|---|---|---|---|---|---|---|---|---|---|---|
| | | | | | | 0 | 6 | 12 | 18 | 24 | 30 | 36 | 42 | 48 | 54 | 60 | 66 |
| | | | | | | 0 | 100 | 200 | 300 | 400 | 500 | 600 | 700 | 800 | 900 | 1000 | 1100 |
| 1~ | 3~ | (HP) | (kW) | 1~ | 3~ | H (m) | | | | | | | | | | | |
| **DM 160** | **DMT 160** | 1,5 | 1,1 | 2,8 | 2,6 | 17,0 | 15,3 | 13,8 | 12,3 | 11,0 | 9,8 | 8,4 | 7,1 | 5,5 | 3,8 | - | - |
| **DM 210** | **DMT 210** | 2 | 1,5 | 3,3 | 3,1 | 19,9 | 18,4 | 16,7 | 15,2 | 13,8 | 12,4 | 11,3 | 10,1 | 8,6 | 7,0 | 5,2 | - |
| **-** | **DMT 310** | 3 | 2,2 | - | 4,1 | 23,9 | 22,2 | 20,6 | 19,1 | 17,8 | 16,3 | 15,0 | 13,8 | 12,3 | 10,9 | 9,1 | 6,4 |

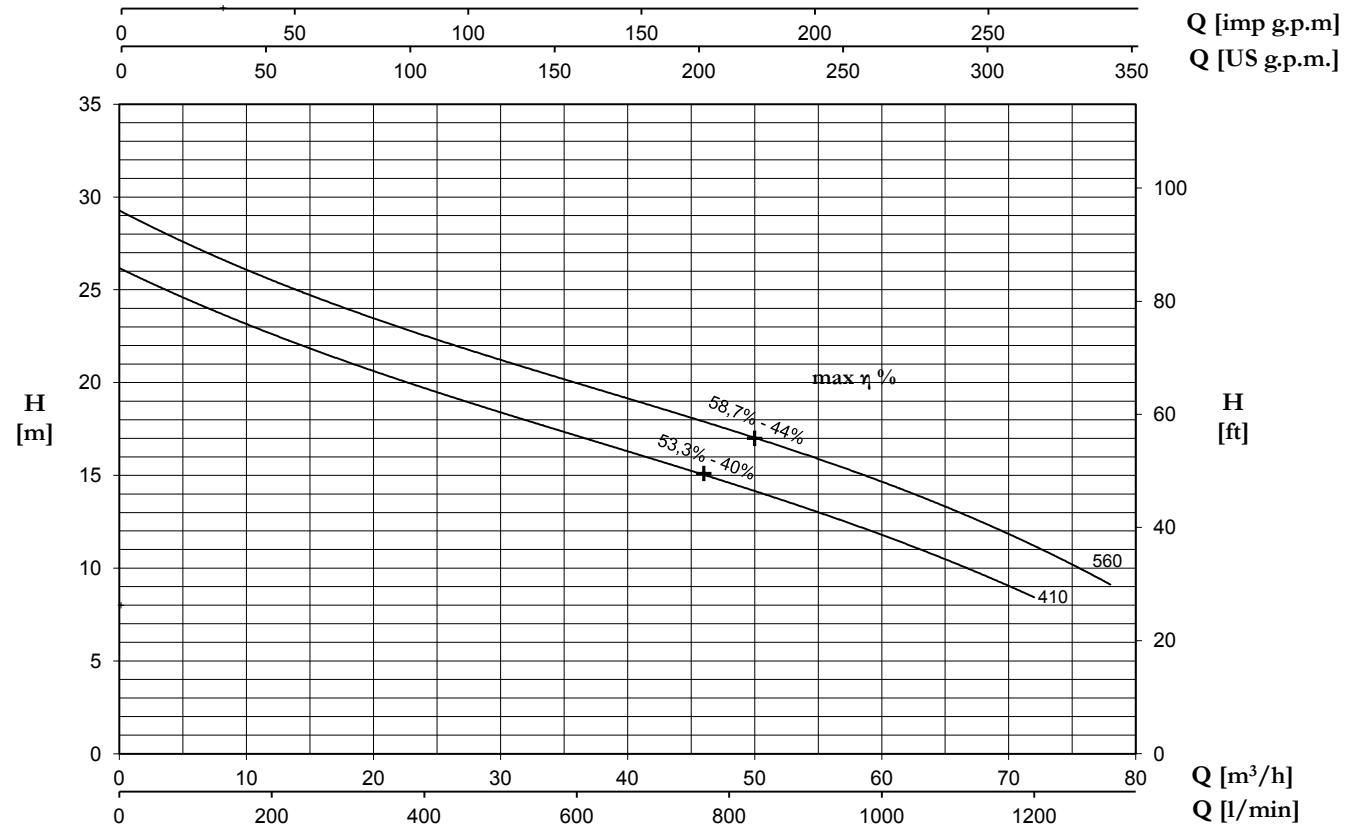


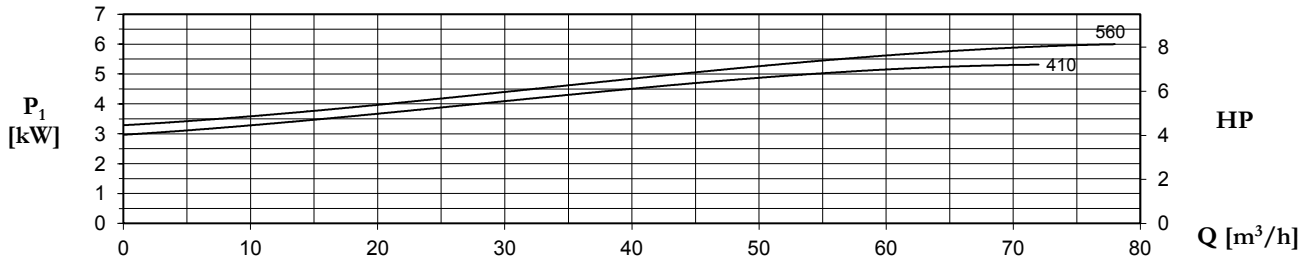


| TYPE | AMPERE | | | |
|---|---|---|---|---|
| 3~ | 3x230 V 50 Hz (*) | 3x400 V 50 Hz | 230/400 V 50 Hz ⅄ / Δ (*) | 400/690 V 50 Hz ⅄ / Δ |
| **DMT 410** | 15,4 | 8,9 | - | - |
| **DMT 560** | 17,6 | 10,2 | - | - |

(*) no standard execution

## + max η %

max rendimento idraulico e rispettivo rendimento totale
max hydraulic efficiency and respective total efficiency
máx rendimiento hidráulico y correspondiente rendimiento total
max rendement hydraulique et rendement total

| TYPE | P2 | | P1 (kW) | Q (m³/h - l/min) | | | | | | | | | |
|---|---|---|---|---|---|---|---|---|---|---|---|---|---|
| | | | | 0 | 6 | 18 | 30 | 42 | 54 | 60 | 66 | 72 | 78 |
| | | | | 0 | 100 | 300 | 500 | 700 | 900 | 1000 | 1100 | 1200 | 1300 |
| 3~ | (HP) | (kW) | 3~ | H (m) | | | | | | | | | |
| **DMT 410** | 4 | 3 | 5,3 | 26,0 | 24,6 | 21,1 | 18,2 | 15,9 | 13,3 | 11,8 | 10,3 | 8,3 | - |
| **DMT 560** | 5,5 | 4 | 6 | 29,1 | 27,5 | 24,1 | 21,1 | 18,6 | 16,1 | 14,7 | 13,1 | 11,4 | 8,9 |

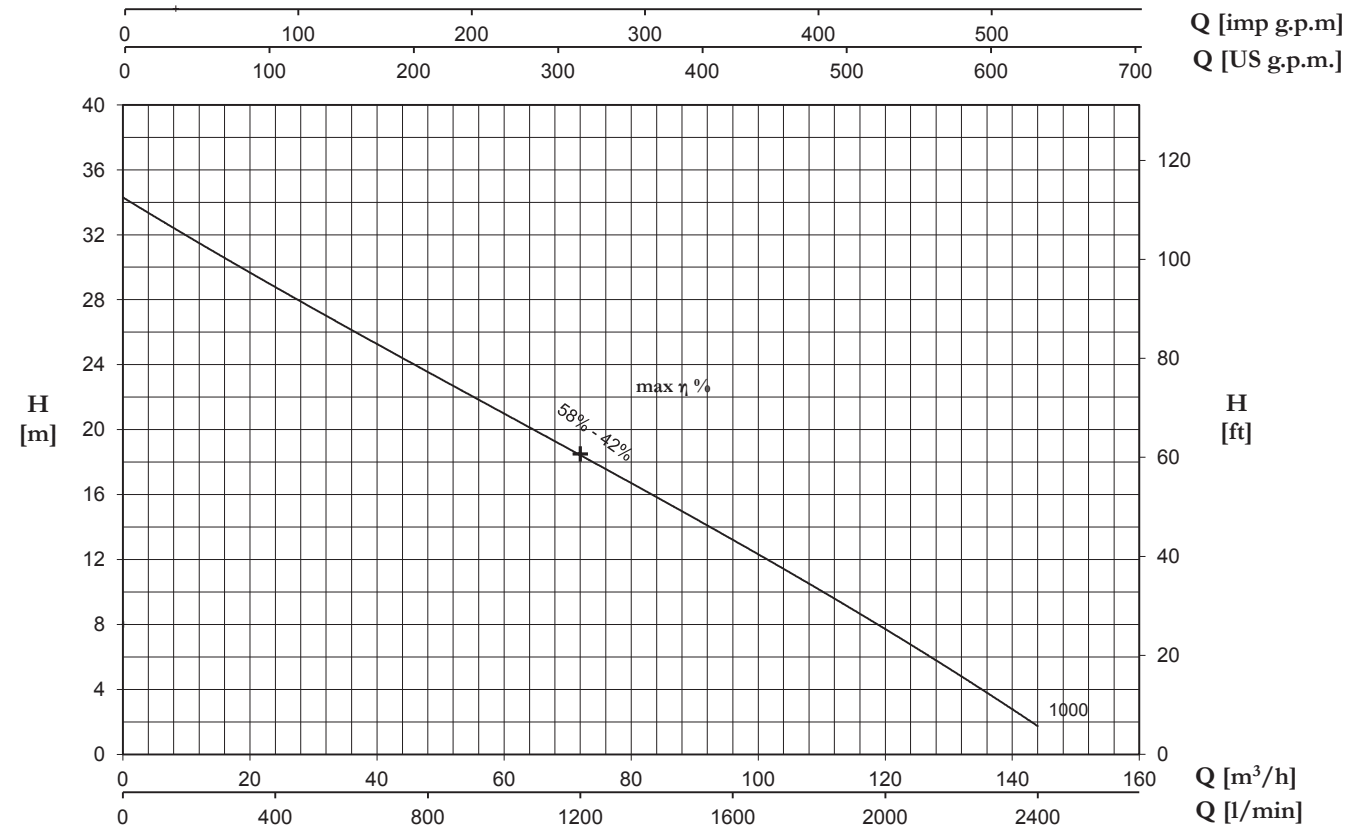


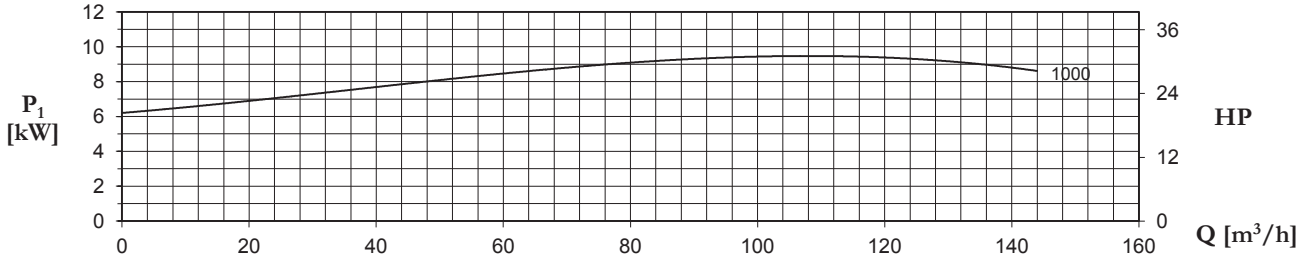


| TYPE | AMPERE | | | |
|---|---|---|---|---|
| 3~ | 3x230 V 50 Hz (*) | 3x400 V 50 Hz | 230/400 V 50 Hz ⅄ / △ (*) | 400/690 V 50 Hz ⅄ / △ |
| **DMT 1000** | - | 16,3 | 28,2 | 16,3 |

(*) no standard execution

+ max η %

max rendimento idraulico e rispettivo rendimento totale
max hydraulic efficiency and respective total efficiency
máx rendimiento hidráulico y correspondiente rendimiento total
max rendement hydraulique et rendement total

| TYPE | P2 | | P1 (kW) | Q (m³/h - l/min) | | | | | | | | | | | | |
|---|---|---|---|---|---|---|---|---|---|---|---|---|---|---|---|---|
| 3~ | | | | 0 | 12 | 24 | 36 | 48 | 60 | 72 | 84 | 96 | 108 | 120 | 132 | 144 |
| | | | | 0 | 200 | 400 | 600 | 800 | 1000 | 1200 | 1400 | 1600 | 1800 | 2000 | 2200 | 2400 |
| | (HP) | (kW) | 3~ | H (m) | | | | | | | | | | | | |
| **DMT 1000** | 10 | 7,5 | 9,6 | 34,9 | 30,9 | 28,3 | 26,1 | 23,7 | 21,3 | 18,7 | 16,1 | 13,2 | 10,2 | 7,4 | 4,6 | 2,1 |

## ACCESSORIES

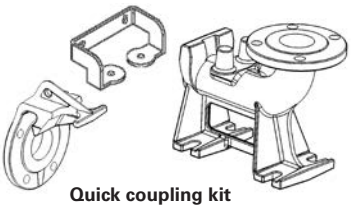

Quick coupling kit

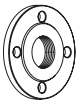

Counterflange

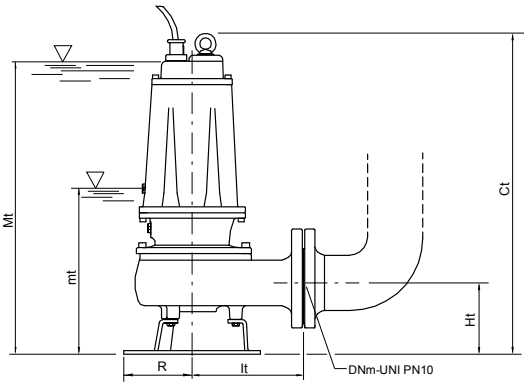


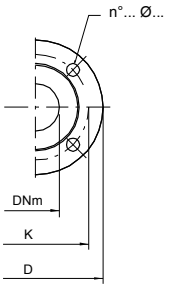


| TYPE | DIMENSIONS (mm) | | | | | | | Kg |
|---|---|---|---|---|---|---|---|---|
| | Ct | Ht | R | It | mt | Mt | DNm | |
| **DMT 160** | 551 | 123 | 117 | 191 | 243 | 513 | 65 | 40 |
| **DM 160-DMT 210** | 551 | 123 | 117 | 191 | 243 | 513 | 65 | 41,5 |
| **DM 210-DMT 310** | 551 | 123 | 117 | 191 | 243 | 513 | 65 | 42,5 |
| **DMT 410** | 645 | 148 | 160 | 210 | 285 | 600 | 80 | 68 |
| **DMT 560** | 645 | 148 | 160 | 210 | 285 | 600 | 80 | 71,5 |
| **DMT 1000** | 725 | 178 | 180 | 232 | 358 | 670 | 80 | 94 |

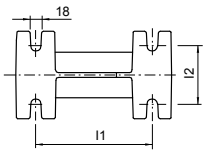


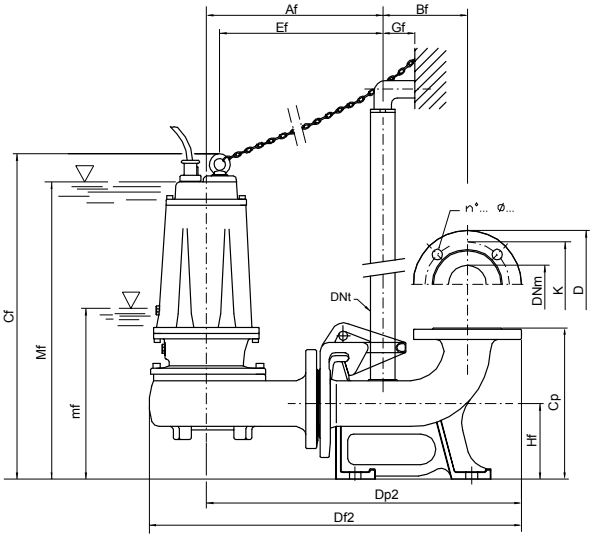


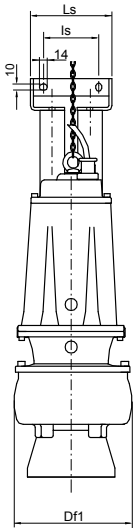


mt/mf: livello minimo di funzionamento
mt/mf: lowest working level
mt/mf: nivel minimo de funcionamienmto
mt/mf: niveau minimum de fonctionnement

Mt/Mf: livello minimo di funzionamento continuo
Mt/Mf: lowest level for continuos duty
Mt/Mf: nivel minimo de funcionamienmto continuo
Mt/Mf: niveau minimum de fonctionnement continu

| TYPE | DIMENSIONS (mm) | | | | | | | | | | | | | | | | | |
|---|---|---|---|---|---|---|---|---|---|---|---|---|---|---|---|---|---|---|
| | Af | Bf | Cf | Cp | Df1 | Df2 | Dp2 | DNt | Ef | Gf | Hf | l1 | l2 | Is | Ls | mf | Mf | DNm |
| **DMT 160 / P** | 303 | 145 | 560 | 260 | 200 | 639 | 542 | 1″ 1/4 | 280 | 55 | 130 | 200 | 100 | 95 | 140 | 251 | 521 | 65 |
| **DM 160 / P, DMT 210 / P** | 303 | 145 | 560 | 260 | 200 | 639 | 542 | 1″ 1/4 | 280 | 55 | 130 | 200 | 100 | 95 | 140 | 251 | 521 | 65 |
| **DM 210 / P, DMT 310 / P** | 303 | 145 | 560 | 260 | 200 | 639 | 542 | 1″ 1/4 | 280 | 55 | 130 | 200 | 100 | 95 | 140 | 251 | 521 | 65 |
| **DMT 410 / P** | 350 | 165 | 690 | 340 | 220 | 722 | 615 | 2″ | 319 | 85 | 190 | 250 | 140 | 130 | 180 | 327 | 642 | 80 |
| **DMT 560 / P** | 350 | 165 | 690 | 340 | 220 | 722 | 615 | 2″ | 319 | 85 | 190 | 250 | 140 | 130 | 180 | 327 | 642 | 80 |
| **DMT 1000 / P** | 370 | 165 | 745 | 340 | 240 | 750 | 638 | 2″ | 350 | 85 | 190 | 250 | 140 | 130 | 180 | 380 | 690 | 80 |

| Flange UNI PN 10 (mm) | | | |
|---|---|---|---|
| DNm | K | D | n°... ø... |
| 65 | 145 | 185 | 4... 18... |
| 80 | 160 | 200 | 8... 18... |

| TYPE | PROTECTION | | CONTROL PANEL | | |
|---|---|---|---|---|---|
| | 1 x 230 V | 3 x 400 V | 1 x 230 V | 3 x 400 V | 400 / 690 V |
| **DM 160** | PMC 15/35-15 | PT 20-30-40/4.3-6.8 | QSM + 35µF | QSMT 10 | - |
| **DM 210** | PMC 20/50-18 | PT 20-30-40/4.3-6.8 | QSM + 50µF | QSMT 10 | - |
| **DMT 310** | - | PT 40-50/5.7-9.1 | - | QSMT 10 | - |
| **DMT 410** | - | PT 55-75/8.6-13.5 | - | QSMT 10 | - |
| **DMT 560** | - | PT 55-75/8.6-13.5 | - | QSMT 10 | - |
| **DMT 1000** | - | PT 125-150/16-21 | - | QSMT 15 | QST 7 |

# DM4

DMT 250-750-4

DMT 250-750-4/P

DMT 250-4
DMT 300-4
DMT 400-4

DMT 550-4
DMT 750-4

Pompe da drenaggio con girante centrifuga di tipo monocanale; garantisce, oltre ad una elevata portata un'ottima prevalenza; adatte ad applicazioni civili e industriali; sono state particolarmente progettate per uso estremamente gravoso; disponibili sia per applicazioni mobili e fissa con piede di accoppiamento.

Single-channel centrifugal drainage pump: besides the high capacity it guarantees excellent head; ideal for civil and industrial applications; specifically designed for very heavy use; available in the mobile or permanent versions with coupling feet.

Bombas de drenaje con rodete centrífugo de tipo monocanal; garantiza, además de un caudal elevado una óptima prevalencia; apropiadas para aplicaciones civiles e industriales; se han proyectado especialmente para un uso extremadamente gravoso; disponibles para aplicaciones móviles y fija con pie de acoplamiento.

Pompes de drainage avec roue centrifuge de type monocanal; elles garantissent aussi bien un débit élevé qu'une excellente hauteur manométrique; indiquées aux applications civiles et industrielles, elles ont été spécialement conçues pour un service très intense; disponibles pour applications aussi bien mobiles que fixes, avec pied d'accouplement.

| TYPE | TRUCK | | CONTAINER | |
|---|---|---|---|---|
| | PALLET (cm) | N° pumps | PALLET (cm) | N° pumps |
| DMT 250-4/750-4 | 85X110X190 | 12 | 100X120X190 | 12 |

| CARATTERISTICHE COSTRUTTIVE / CONSTRUCTION FEATURES<br>CARACTERÍSTICAS CONSTRUCTIVAS / CARACTÉRISTIQUES D'EXÉCUTION | |
|---|---|
| **Corpo pompa**<br>**Pump body**<br>**Cuerpo bomba**<br>**Corps de pompe** | ghisa<br>cast iron<br>fundición<br>fonte |
| **Girante**<br>**Impeller**<br>**Rodete**<br>**Turbine** | ghisa<br>cast iron<br>fundición<br>fonte |
| **Tenuta meccanica** | doppia tenuta con barriera d'olio:carburo di silicio lato pompa, ceramica-grafite lato motore |
| **Mechanical seal** | double seal with oil barrier: silicon carbide on pump side, ceramic-graphite on motor side |
| **Sello mecánico** | doble sello con cámara interpuesta: carburo de silicio lado bomba, cerámica-grafito lado motor |
| **Garniture mécanique** | double garniture avec film lubrifiant:carbure de silice côté pompe, céramique-graphite côté moteur |
| **Albero motore**<br>**Motor shaft**<br>**Eje motor**<br>**Arbre moteur** | acciaio AISI 304<br>stainless steel AISI 304<br>acero AISI 304<br>acier AISI 304 |
| **Passaggio corpi solidi**<br>**Passage of solids**<br>**Paso de solidos**<br>**Passage corps solides** | 60 mm (DMT250/4-400/4)<br>90 mm (DMT550/4-750/4) |
| **Profondità di immersione**<br>**Deptht of immersion**<br>**Profundidad immersión**<br>**Profondeur immersion** | max 20 m |
| **Temperatura del liquido**<br>**Liquid temperature**<br>**Temperatura del liquído**<br>**Température du liquide** | 0 - 40 °C |
| **Cavo**<br>**Cable**<br>**Cable**<br>**Câble** | H07 RNF, 10 m |
| **Viteria**<br>**Bolts**<br>**Tornillos**<br>**Vis** | acciaio inossidabile A2<br>A2 stainless steel<br>acero A2<br>acier A2 |
| **Base appoggio**<br>**Foot support**<br>**Placa base**<br>**Plaque de base** | ferro zincato<br>galvanized iron<br>hierro galvanizado<br>fer galvanisé |
| **Guarnizioni**<br>**Gaskets**<br>**Anilos**<br>**Joints** | gomma NBR<br>NBR rubber<br>goma NBR<br>caoutchouc NBR |
| **MOTORE / MOTOR / MOTOR / MOTEUR** | |
| **Motore 4 poli a induzione in bagno d'olio**<br>**4 pole induction motor in oil bath**<br>**Motor de 4 polos a inducción en baño de caeite**<br>**Moteur à induction à 4 pôles en bain d'huille** | 3~ 230/400V-50Hz P ≤ 4kW<br>3~ 400/690V-50Hz P > 4kW |
| **Classe di isolamento**<br>**Insulation class**<br>**Clase de aislamiento**<br>**Classe d'isolation** | F |
| **Grado di protezione**<br>**Protection degree**<br>**Grado de protección**<br>**Protection** | IPX8 |

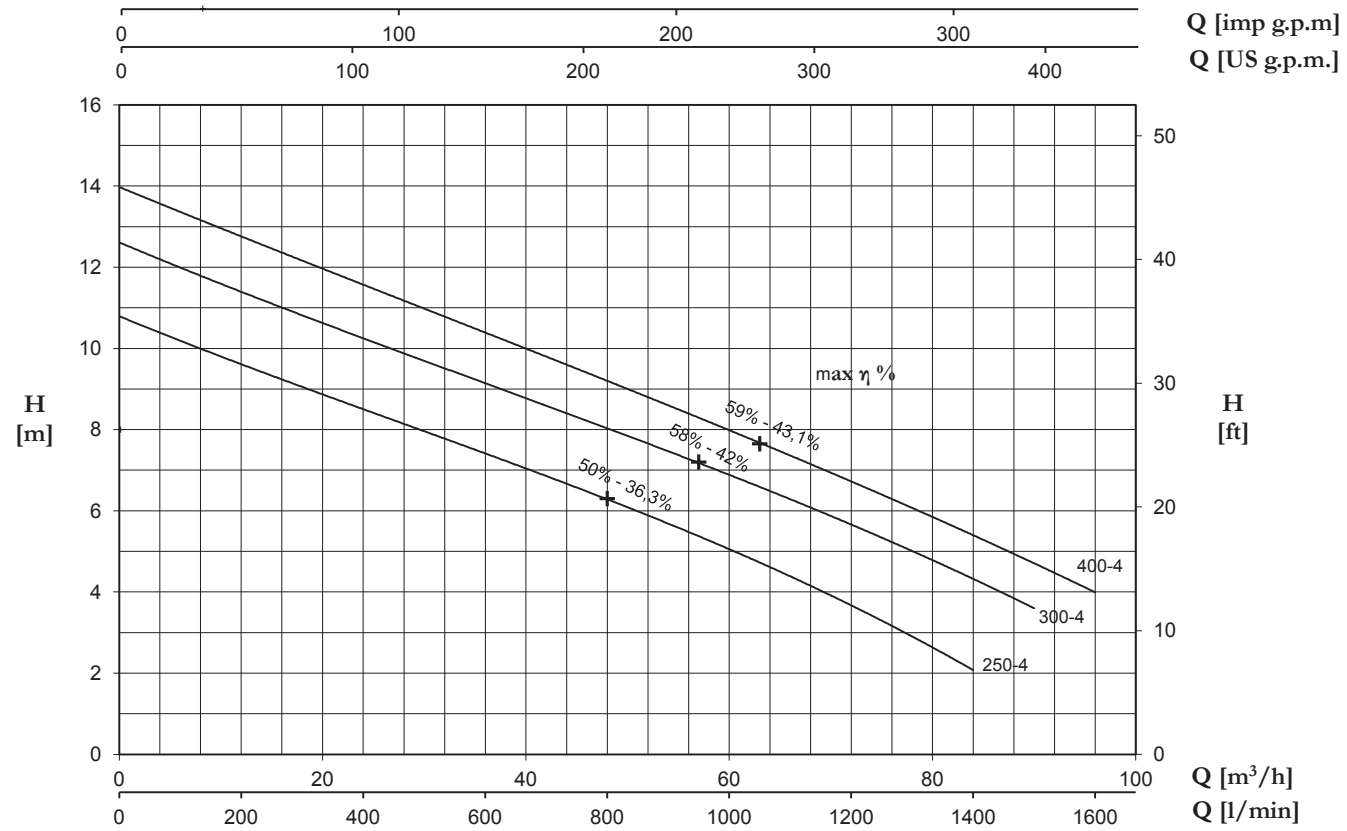


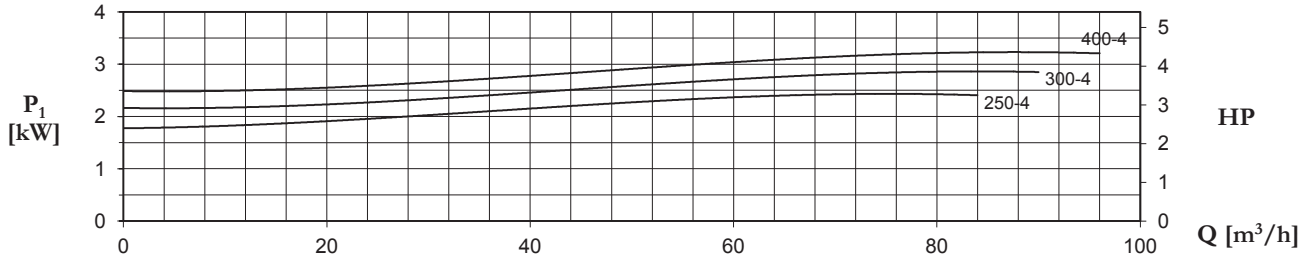


| TYPE | AMPERE | | | |
|---|---|---|---|---|
| 3~ | 3x230 V 50 Hz (*) | 3x400 V 50 Hz | 230/400 V 50 Hz ⅄ / △ (*) | 400/690 V 50 Hz ⅄ / △ |
| **DMT 250-4** | 7,8 | 4,5 | - | - |
| **DMT 300-4** | 9,0 | 5,2 | - | - |
| **DMT 400-4** | 11,2 | 6,5 | - | - |

(*) no standard execution

## + max η %

max rendimento idraulico e rispettivo rendimento totale
max hydraulic efficiency and respective total efficiency
máx rendimiento hidráulico y correspondiente rendimiento total
max rendement hydraulique et rendement total

| TYPE | P2 | | P1 (kW) | Q (m³/h - l/min) | | | | | | | | | |
|---|---|---|---|---|---|---|---|---|---|---|---|---|---|
| | | | | 0 | 12 | 24 | 36 | 48 | 60 | 72 | 84 | 90 | 96 |
| | | | | 0 | 200 | 400 | 600 | 800 | 1000 | 1200 | 1400 | 1500 | 1600 |
| 3~ | (HP) | (kW) | 3~ | H (m) | | | | | | | | | |
| **DMT 250-4** | 2,5 | 1,8 | 2,4 | 10,8 | 9,6 | 8,5 | 7,4 | 6,3 | 5,1 | 3,6 | 2,1 | - | - |
| **DMT 300-4** | 3 | 2,2 | 2,9 | 12,6 | 11,4 | 10,3 | 9,1 | 8,0 | 6,9 | 5,7 | 4,3 | 3,6 | - |
| **DMT 400-4** | 4 | 3 | 3,2 | 14,0 | 12,7 | 11,6 | 10,4 | 9,2 | 8,0 | 6,7 | 5,4 | 4,7 | 4,0 |

# DM4

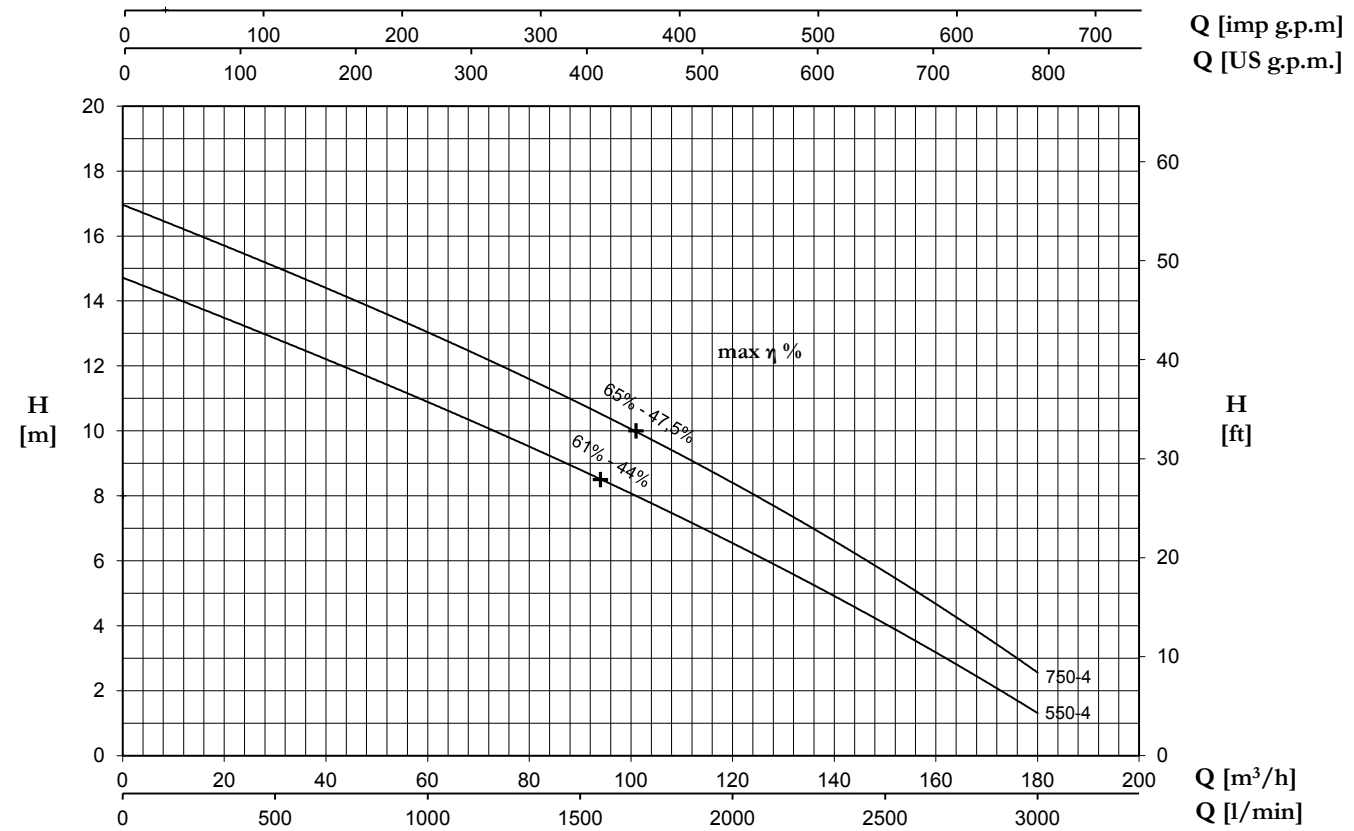


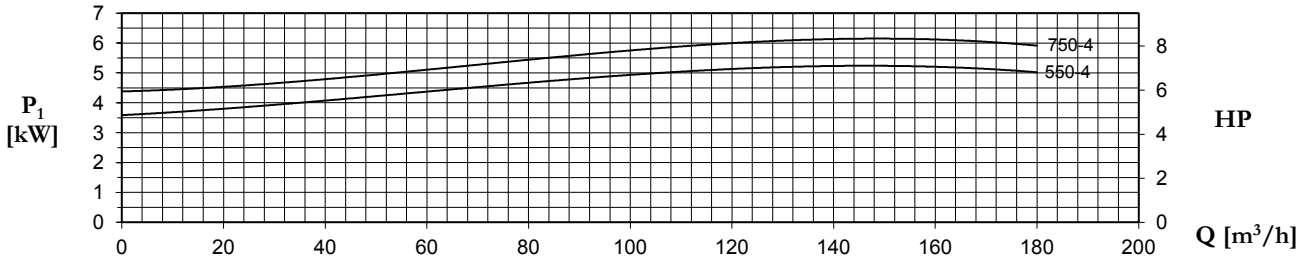


| TYPE | AMPERE | | | |
|---|---|---|---|---|
| 3~ | 3x230 V 50 Hz (*) | 3x400 V 50 Hz | 230/400 V 50 Hz ⅄ / △ (*) | 400/690 V 50 Hz ⅄ / △ |
| **DMT 550-4** | - | 9,4 | 16,3 | 9,4 |
| **DMT 750-4** | - | 11,8 | 20,4 | 11,8 |

(*) no standard execution

## + max η %

max rendimento idraulico e rispettivo rendimento totale
max hydraulic efficiency and respective total efficiency
máx rendimiento hidráulico y correspondiente rendimiento total
max rendement hydraulique et rendement total

| TYPE | P2 | | P1 (kW) | Q (m³/h - l/min) | | | | | | | | | | | | | | | |
|---|---|---|---|---|---|---|---|---|---|---|---|---|---|---|---|---|---|---|---|
| 3~ | | | | 0 | 12 | 24 | 36 | 48 | 60 | 72 | 84 | 96 | 108 | 120 | 132 | 144 | 156 | 168 | 180 |
| | | | | 0 | 200 | 400 | 600 | 800 | 1000 | 1200 | 1400 | 1600 | 1800 | 2000 | 2200 | 2400 | 2600 | 2800 | 3000 |
| | (HP) | (kW) | 3~ | H (m) | | | | | | | | | | | | | | | |
| **DMT 550-4** | 5,5 | 4 | 5,2 | 14,7 | 14,0 | 13,2 | 12,5 | 11,7 | 10,9 | 10,1 | 9,2 | 8,3 | 7,5 | 6,5 | 5,6 | 4,6 | 3,6 | 2,4 | 1,3 |
| **DMT 750-4** | 7,5 | 5,5 | 6,1 | 17,0 | 16,2 | 15,4 | 14,7 | 13,8 | 13,0 | 12,2 | 11,4 | 10,4 | 9,4 | 8,4 | 7,3 | 6,2 | 5,1 | 3,8 | 2,6 |

## ACCESSORIES

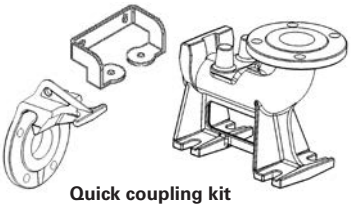

Quick coupling kit

Counterflange

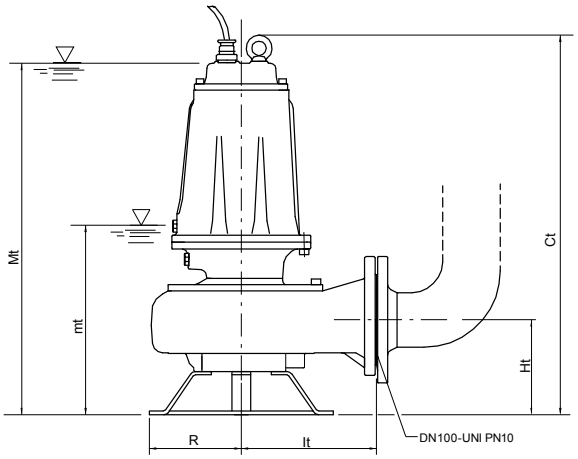


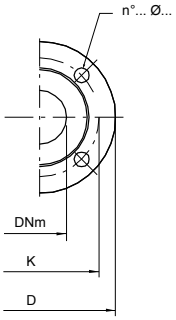


| TYPE | DIMENSIONS (mm) | | | | | | | Kg |
|---|---|---|---|---|---|---|---|---|
| | Ct | Ht | R | It | mt | Mt | DNm | |
| **DMT 250-4** | 660 | 165 | 160 | 235 | 300 | 615 | 100 | 71,5 |
| **DMT 300-4** | 660 | 165 | 160 | 235 | 300 | 615 | 100 | 74 |
| **DMT 400-4** | 660 | 165 | 160 | 235 | 300 | 615 | 100 | 77,5 |
| **DMT 550-4** | 745 | 195 | 180 | 276 | 385 | 695 | 100 | 104 |
| **DMT 750-4** | 745 | 195 | 180 | 276 | 385 | 695 | 100 | 107,5 |

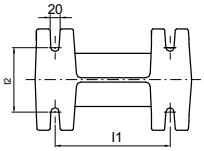


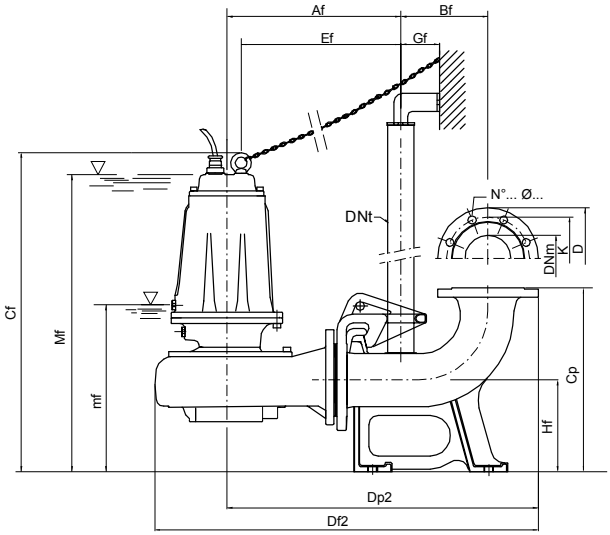


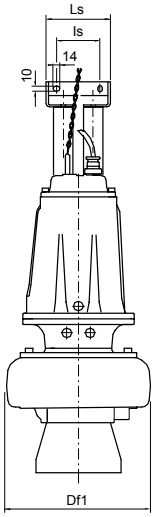


mt/mf: livello minimo di funzionamento
mt/mf: lowest working level
mt/mf: nivel minimo de funcionamienmto
mt/mf: niveau minimum de fonctionnement

Mt/Mf: livello minimo di funzionamento continuo
Mt/Mf: lowest level for continuos duty
Mt/Mf: nivel minimo de funcionamienmto continuo
Mt/Mf: niveau minimum de fonctionnement continu

| TYPE | DIMENSIONS (mm) | | | | | | | | | | | | | | | | | |
|---|---|---|---|---|---|---|---|---|---|---|---|---|---|---|---|---|---|---|
| | Af | Bf | Cf | Cp | Df1 | Df2 | Dp2 | DNt | Ef | Gf | Hf | l1 | l2 | ls | Ls | mf | Mf | DNm |
| **DMT 250-4/P** | 378 | 190 | 695 | 400 | 317 | 835 | 678 | 2″ | 347 | 85 | 200 | 250 | 140 | 130 | 180 | 335 | 650 | 100 |
| **DMT 300-4/P** | 378 | 190 | 695 | 400 | 317 | 835 | 678 | 2″ | 347 | 85 | 200 | 250 | 140 | 130 | 180 | 335 | 650 | 100 |
| **DMT 400-4/P** | 378 | 190 | 695 | 400 | 317 | 835 | 678 | 2″ | 347 | 85 | 200 | 250 | 140 | 130 | 180 | 335 | 650 | 100 |
| **DMT 550-4/P** | 419 | 190 | 755 | 400 | 371 | 900 | 719 | 2″ | 384 | 85 | 200 | 250 | 140 | 130 | 180 | 390 | 700 | 100 |
| **DMT 750-4/P** | 419 | 190 | 755 | 400 | 371 | 900 | 719 | 2″ | 384 | 85 | 200 | 250 | 140 | 130 | 180 | 390 | 700 | 100 |

| Flange UNI PN 10 (mm) | | | |
|---|---|---|---|
| DNm | K | D | n°... ø... |
| 100 | 180 | 220 | 8... 18... |

| TYPE | PROTECTION | | CONTROL PANEL | | |
|---|---|---|---|---|---|
| | 1 x 230 V | 3 x 400 V | 1 x 230 V | 3 x 400 V | 400 / 690 V |
| **DMT 250-4** | - | PT 40-50/5.7-9.1 | - | QSMT 10 | - |
| **DMT 300-4** | - | PT 40-50/5.7-9.1 | - | QSMT 10 | - |
| **DMT 400-4** | - | PT 40-50/5.7-9.1 | - | QSMT 10 | - |
| **DMT 550-4** | - | PT 55-75/8.6-13.5 | - | QSMT 10 | - |
| **DMT 750-4** | - | PT 100/12.5-16.5 | - | QSMT 10 | QST 7 |

# DC

DC 160-310

DCT 410-1000

DCT 410-1000/P

Pompe da drenaggio con girante centrifuga che garantisce una elevata prevalenza; adatte ad applicazioni civili e industriali; sono state particolarmente progettate per uso estremamente gravoso; disponibili sia per applicazioni mobili e fissa con piede di accoppiamento.

Centrifugal drainage pump that guarantees high head; ideal for civil and industrial applications; specifically designed for very heavy use; available in the mobile or permanent versions with coupling feet.

Bombas de drenaje con rodete centrífugo que garantiza una elevada prevalencia; apropiadas para aplicaciones civiles e industriales; se han proyectado especialmente para un uso extremadamente gravoso; disponibles para aplicaciones móviles y fija con pie de acoplamiento.

Pompes de drainage avec une roue centrifuge qui garantit une hauteur manométrique élevée; indiquées pour les applications civiles et industrielles; elles ont été spécialement conçues pour un service très intense; disponibles pour applications aussi bien mobiles que fixes, avec pied d'accouplement.

| CARATTERISTICHE COSTRUTTIVE / CONSTRUCTION FEATURES<br>CARACTERÍSTICAS CONSTRUCTIVAS / CARACTÉRISTIQUES D'EXÉCUTION | |
|---|---|
| **Corpo pompa**<br>**Pump body**<br>**Cuerpo bomba**<br>**Corps de pompe** | ghisa<br>cast iron<br>fundición<br>fonte |
| **Girante**<br>**Impeller**<br>**Rodete**<br>**Turbine** | ghisa<br>cast iron<br>fundición<br>fonte |
| **Tenuta meccanica**<br>**Mechanical seal**<br>**Sello mecánico**<br>**Garniture mécanique** | doppia tenuta con barriera d'olio:carburo di silicio lato pompa, ceramica-grafite lato motore<br>double seal with oil barrier: silicon carbide on pump side, ceramic-graphite on motor side<br>doble sello con cámara interpuesta:carburo de silicio lado bomba, cerámica-grafito lado motor<br>double garniture avec film lubrifiant:carbure de silice côté pompe, céramique-graphite côté moteur |
| **Albero motore**<br>**Motor shaft**<br>**Eje motor**<br>**Arbre moteur** | acciaio AISI 304<br>stainless steel AISI 304<br>acero AISI 304<br>acier AISI 304 |
| **Passaggio corpi solidi**<br>**Passage of solids**<br>**Paso de solidos**<br>**Passage corps solides** | 10 mm |
| **Profondità di immersione**<br>**Depth of immersion**<br>**Profundidad immersión**<br>**Profondeur immersion** | max 20 m |
| **Temperatura del liquido**<br>**Liquid temperature**<br>**Temperatura del liquído**<br>**Température du liquide** | 0 - 40 °C |
| **Cavo**<br>**Cable**<br>**Cable**<br>**Câble** | H07 RNF, 10 m |
| **Viteria**<br>**Bolts**<br>**Tornillos**<br>**Vis** | acciaio inossidabile A2<br>A2 stainless steel<br>acero A2<br>acier A2 |
| **Base appoggio**<br>**Foot support**<br>**Placa base**<br>**Plaque de base** | ferro zincato<br>galvanized iron<br>hierro galvanizado<br>fer galvanisé |
| **Guarnizioni**<br>**Gaskets**<br>**Anilos**<br>**Joints** | gomma NBR<br>NBR rubber<br>goma NBR<br>caoutchouc NBR |
| **MOTORE / MOTOR / MOTOR / MOTEUR** | |
| **Motore 2 poli a induzione in bagno d'olio** | 3~ 230/400V-50Hz P ⩽ 4kW<br>3~ 400/690V-50Hz P > 4kW |
| **2 pole induction motor in oil bath** | 1~ 230V-50Hz<br>necessario condensatore d'avviamento (35µF per modello da 1,5HP, 50µF per modello da 2HP) |
| **Motor de 2 polos a inducción en baño de caeite** | required starter capacitor (35µF for 1,5HP model, 50µF for 2HP model)<br>necesario condensador de arranque (35µF para modelo 1,5HP, 50µF para modelo 2HP) |
| **Moteur à induction à 2 pôles en bain d'huille** | nécessaires condensateur de démarrage (35µF pour modèle 1,5HP, 50µF pour modèle 2HP) |
| **Classe di isolamento**<br>**Insulation class**<br>**Clase de aislamiento**<br>**Classe d'isolation** | F |
| **Grado di protezione**<br>**Protection degree**<br>**Grado de protección**<br>**Protection** | IPX8 |

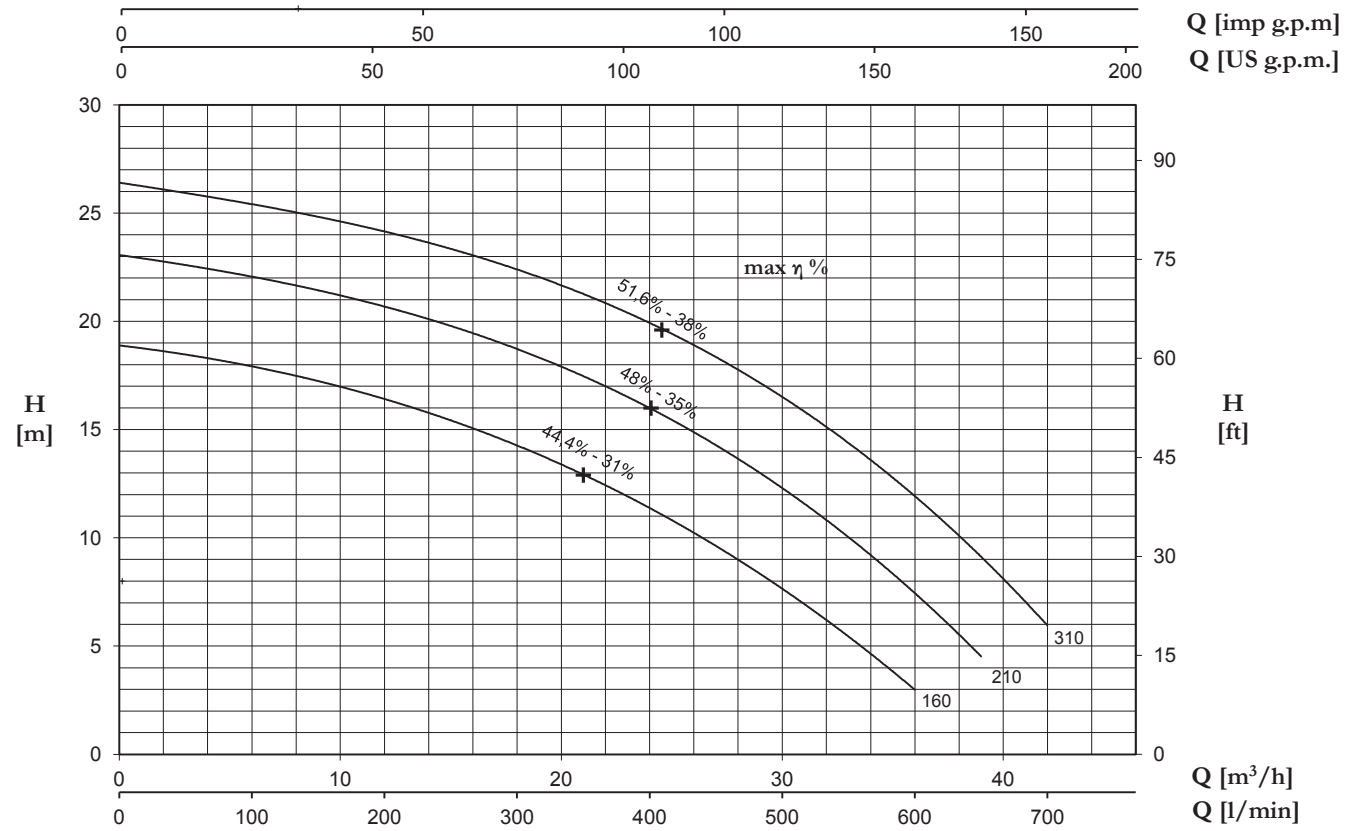


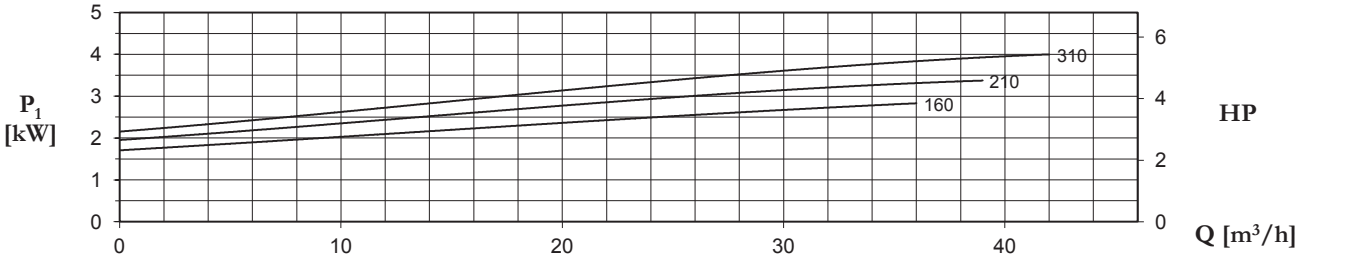


| TYPE | | AMPERE | | | | |
|---|---|---|---|---|---|---|
| 1~ | 3~ | 230 V 50 Hz | 3x230 V 50 Hz (*) | 3x400 V 50 Hz | 230/400 V 50 Hz ⅄ / Δ (*) | 400/690 V 50 Hz ⅄ / Δ |
| **DC 160** | **DCT 160** | 13,8 | 8,3 | 4,8 | - | - |
| **DC 210** | **DCT 210** | 16,5 | 10,2 | 5,9 | - | - |
| **-** | **DCT 310** | - | 12,0 | 6,9 | - | - |

(*) no standard execution

## + max η %

max rendimento idraulico e rispettivo rendimento totale
max hydraulic efficiency and respective total efficiency
máx rendimiento hidráulico y correspondiente rendimiento total
max rendement hydraulique et rendement total

| TYPE | | P2 | | P1 (kW) | | Q (m³/h - l/min) | | | | | | | | |
|---|---|---|---|---|---|---|---|---|---|---|---|---|---|---|
| | | | | | | 0 | 6 | 12 | 18 | 24 | 30 | 36 | 39 | 42 |
| | | | | | | 0 | 100 | 200 | 300 | 400 | 500 | 600 | 650 | 700 |
| 1~ | 3~ | (HP) | (kW) | 1~ | 3~ | H (m) | | | | | | | | |
| **DC 160** | **DCT 160** | 1,5 | 1,1 | 3,0 | 2,8 | 18,9 | 17,9 | 16,4 | 14,3 | 11,4 | 7,6 | 3,0 | - | - |
| **DC 210** | **DCT 210** | 2 | 1,5 | 3,7 | 3,4 | 23,0 | 22,2 | 20,7 | 18,6 | 15,9 | 12,5 | 7,4 | 4,5 | - |
| **-** | **DCT 310** | 3 | 2,2 | - | 4,0 | 26,4 | 25,4 | 24,2 | 22,4 | 19,9 | 16,4 | 12,1 | 9,1 | 5,9 |

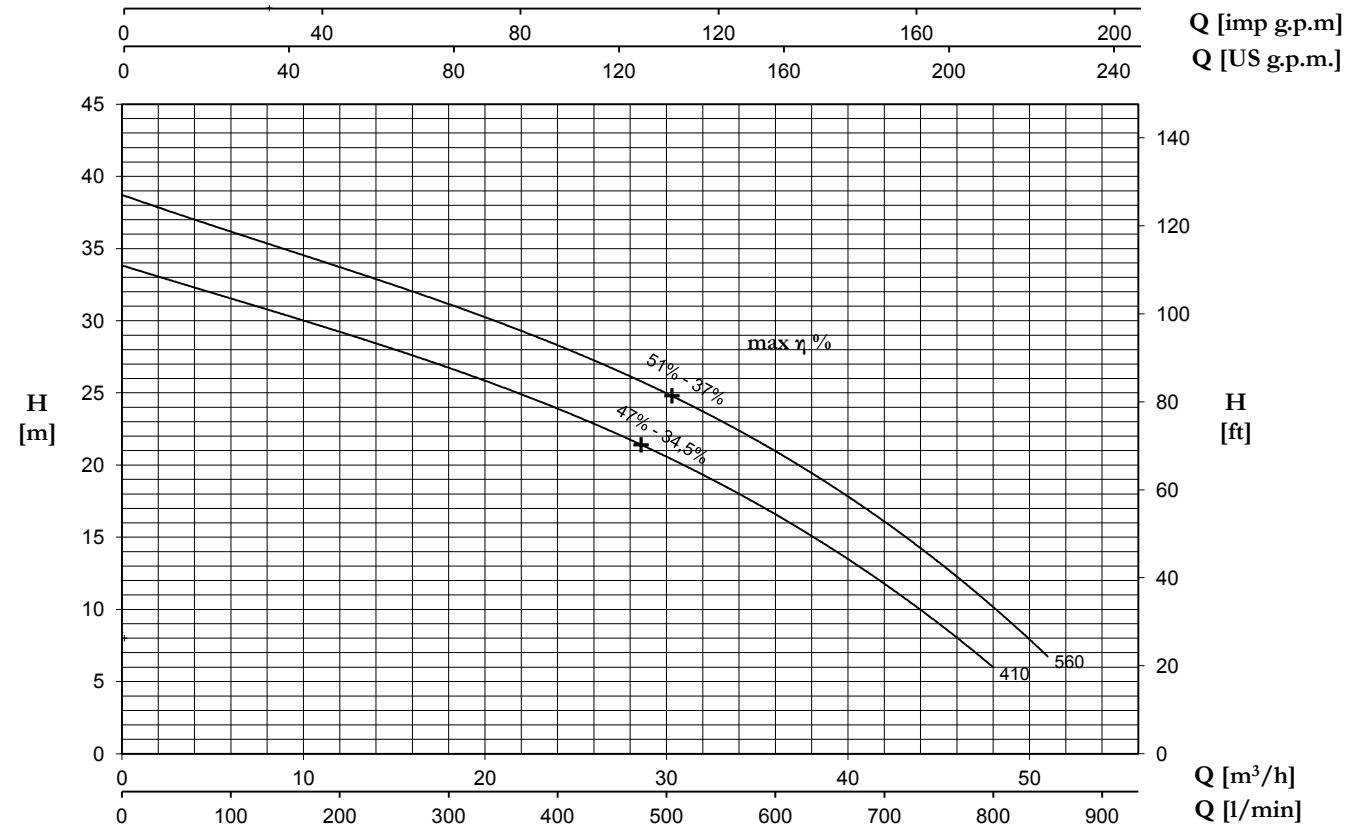


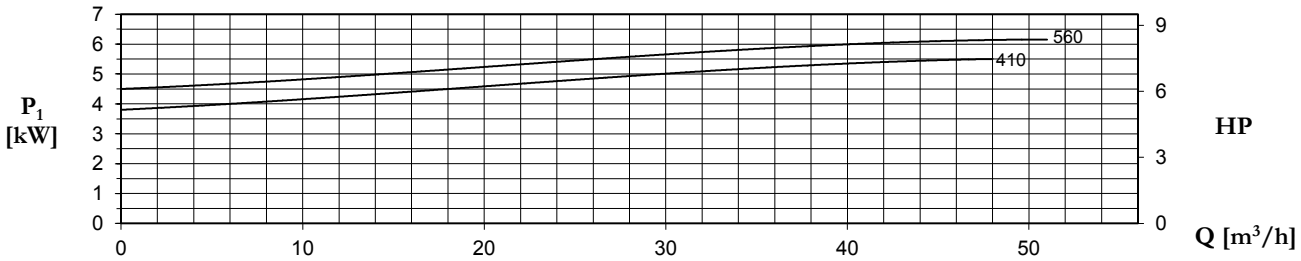


| TYPE | AMPERE | | | |
|---|---|---|---|---|
| 3~ | 3x230 V 50 Hz (*) | 3x400 V 50 Hz | 230/400 V 50 Hz ⅄ / △ (*) | 400/690 V 50 Hz ⅄ / △ |
| **DCT 410** | 15,4 | 8,9 | - | - |
| **DCT 560** | 18,5 | 10,7 | - | - |

(*) no standard execution

+ max η %

max rendimento idraulico e rispettivo rendimento totale
max hydraulic efficiency and respective total efficiency
máx rendimiento hidráulico y correspondiente rendimiento total
max rendement hydraulique et rendement total

| TYPE | P2 | | P1 (kW) | Q (m³/h - l/min) | | | | | | | | | |
|---|---|---|---|---|---|---|---|---|---|---|---|---|---|
| 3~ | | | | 0 | 6 | 12 | 18 | 24 | 30 | 36 | 42 | 48 | 51 |
| | | | | 0 | 100 | 200 | 300 | 400 | 500 | 600 | 700 | 800 | 850 |
| | (HP) | (kW) | 3~ | H (m) | | | | | | | | | |
| **DCT 410** | 4 | 3 | 5,5 | 33,8 | 31,6 | 29,2 | 26,8 | 23,9 | 20,5 | 16,5 | 12,0 | 5,9 | - |
| **DCT 560** | 5,5 | 4 | 6,3 | 38,7 | 36,1 | 33,9 | 31,2 | 28,3 | 24,7 | 20,9 | 16,3 | 10,4 | 6,5 |

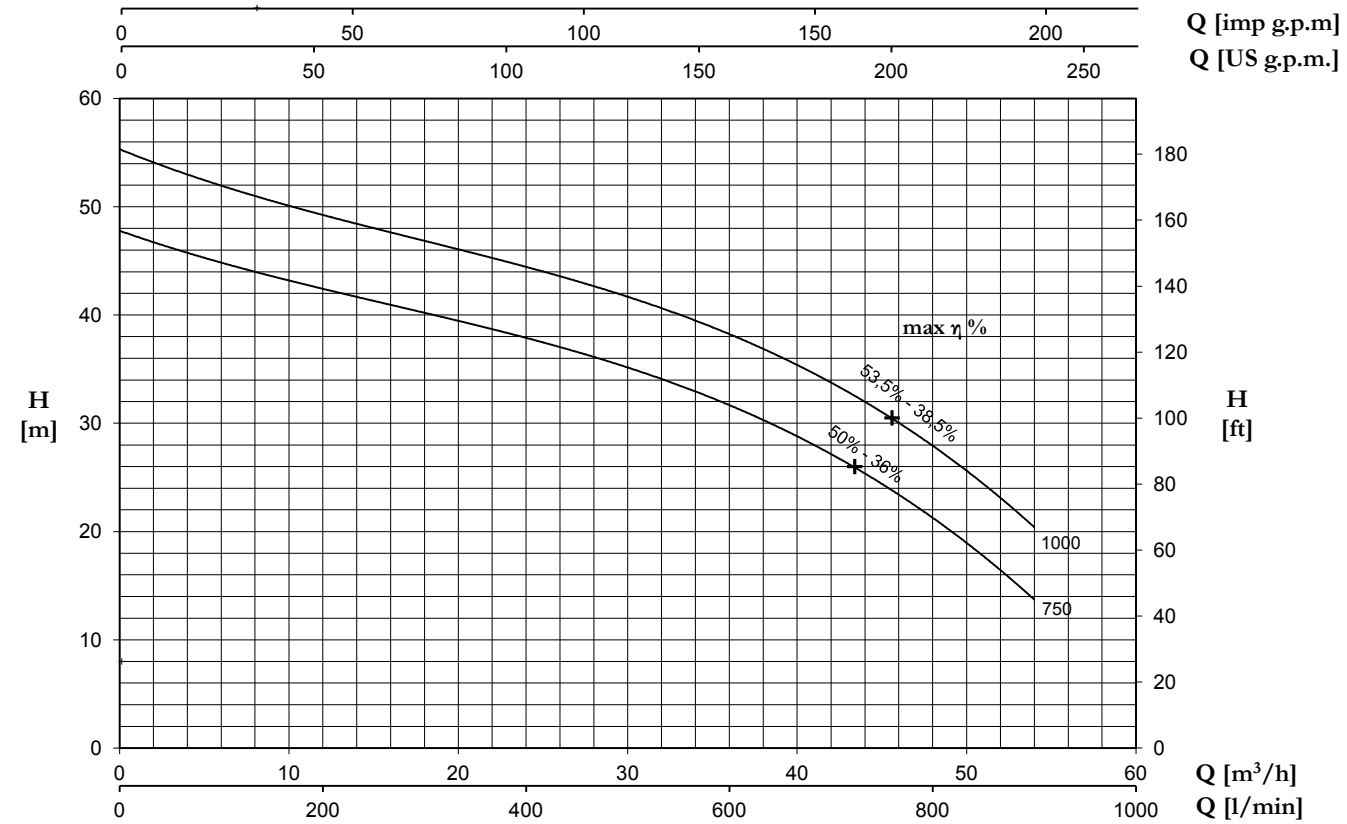


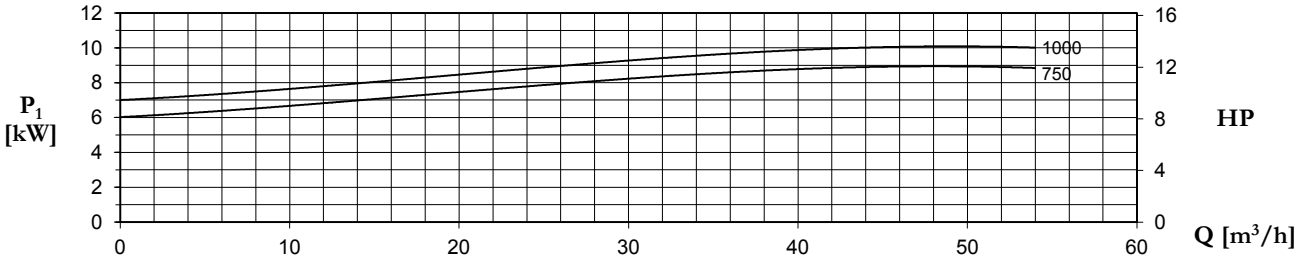


| TYPE | AMPERE | | | |
|---|---|---|---|---|
| 3~ | 3x230 V 50 Hz (*) | 3x400 V 50 Hz | 230/400 V 50 Hz ⅄ / Δ (*) | 400/690 V 50 Hz ⅄ / Δ |
| **DCT 750** | - | 15,3 | 26,5 | 15,3 |
| **DCT 1000** | - | 17,5 | 30,3 | 17,5 |

(*) no standard execution

## + max η %

max rendimento idraulico e rispettivo rendimento totale
max hydraulic efficiency and respective total efficiency
máx rendimiento hidráulico y correspondiente rendimiento total
max rendement hydraulique et rendement total

| TYPE | P2 | | P1 (kW) | Q (m³/h - l/min) | | | | | | | | |
|---|---|---|---|---|---|---|---|---|---|---|---|---|
| 3~ | | | | 0 | 12 | 18 | 24 | 30 | 36 | 42 | 48 | 54 |
| | | | | 0 | 200 | 300 | 400 | 500 | 600 | 700 | 800 | 900 |
| | (HP) | (kW) | 3~ | H (m) | | | | | | | | |
| **DCT 750** | 7,5 | 5,5 | 9,0 | 47,6 | 42,9 | 40,4 | 37,7 | 34,7 | 31,2 | 27,4 | 22,3 | 13,1 |
| **DCT 1000** | 10 | 7,5 | 10,3 | 55,1 | 49,8 | 47,1 | 44,2 | 41,1 | 37,8 | 34 | 29,1 | 19,7 |

# DC

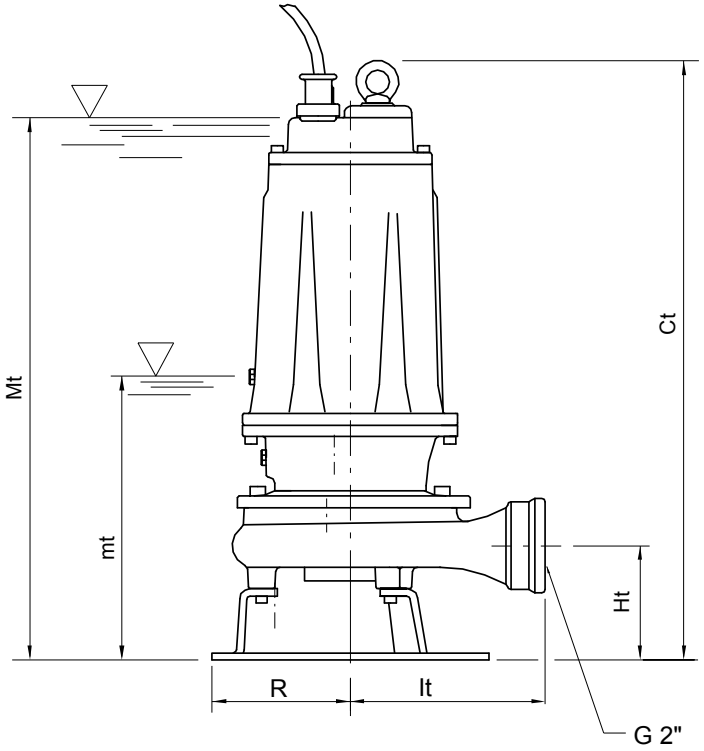


Mt: livello minimo di funzionamento continuo
Mt: lowest level for continuos duty
Mt: nivel minimo de funcionamienmto continuo
Mt: niveau minimum de fonctionnement continu

mt: livello minimo di funzionamento
mt: lowest working level
mt: nivel minimo de funcionamienmto
mt: niveau minimum de fonctionnement

| TYPE | DIMENSIONS (mm) | | | | | | DNm | Kg |
|---|---|---|---|---|---|---|---|---|
| | Ct | Ht | R | It | mt | Mt | | |
| **DC 160 - DCT 160** | 513 | 102 | 117 | 174 | 205 | 475 | 2"G | 37 |
| **DC 210 - DCT 210** | 513 | 102 | 117 | 174 | 205 | 475 | 2"G | 37,5 |
| **DCT 310** | 513 | 102 | 117 | 174 | 205 | 475 | 2"G | 37 |

| TYPE | PROTECTION | | CONTROL PANEL | | |
|---|---|---|---|---|---|
| | 1 x 230 V | 3 x 400 V | 1 x 230 V | 3 x 400 V | 400 / 690 V |
| **DC 160** | PMC 15/35-15 | PT 20-30-40/4.3-6.8 | QSM + 35µF | QSMT 10 | - |
| **DC 210** | PMC 20/50-18 | PT 20-30-40/4.3-6.8 | QSM + 50µF | QSMT 10 | - |
| **DCT 310** | - | PT 40-50/5.7-9.1 | - | QSMT 10 | - |
| **DCT 410** | - | PT 55-75/8.6-13.5 | - | QSMT 10 | - |
| **DCT 560** | - | PT 55-75/8.6-13.5 | - | QSMT 10 | - |
| **DCT 750** | - | PT 100/12.5-16.5 | - | QSMT 10 | QST 7 |
| **DCT-1000** | - | PT 125-150/16-21 | - | QSMT 15 | QST 7 |

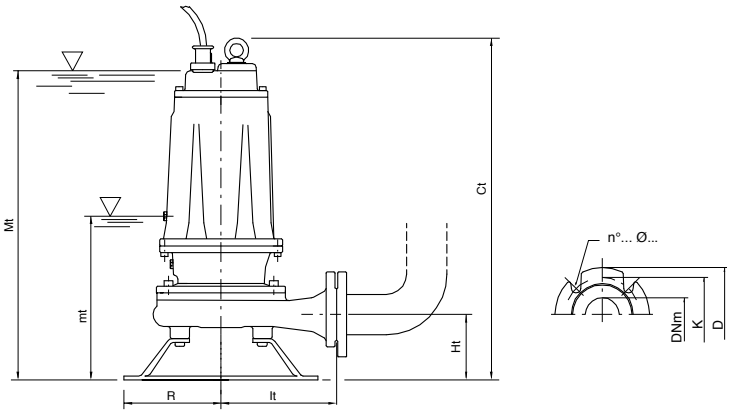


Mt/Mf: livello minimo di funzionamento continuo
Mt/Mf: lowest level for continuos duty
Mt/Mf: nivel minimo de funcionamienmto continuo
Mt/Mf: niveau minimum de fonctionnement continu

| TYPE | DIMENSIONS (mm) | | | | | | | Kg |
|---|---|---|---|---|---|---|---|---|
| | Ct | Ht | R | It | mt | Mt | DNm | |
| **DCT 410** | 595 | 112 | 160 | 187 | 263 | 550 | 50 | 60,5 |
| **DCT 560** | 595 | 112 | 160 | 187 | 263 | 550 | 50 | 63,5 |
| **DCT 750** | 680 | 160 | 180 | 250 | 280 | 630 | 65 | 91 |
| **DCT 1000** | 680 | 160 | 180 | 250 | 280 | 630 | 65 | 93,5 |

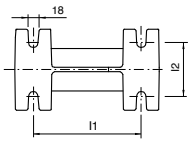


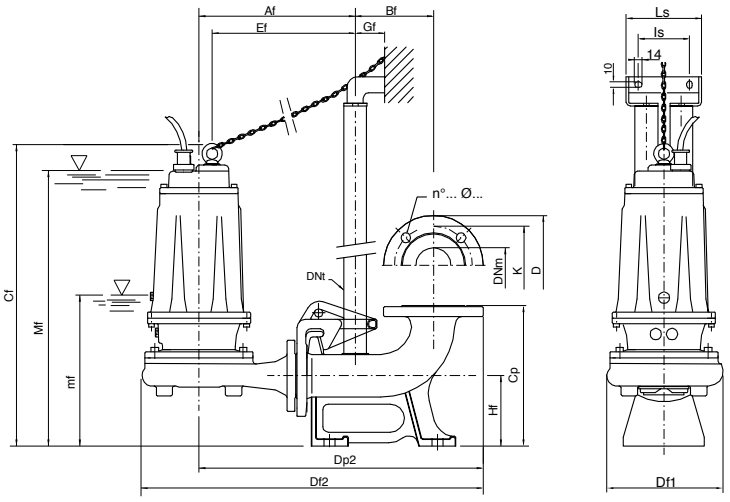


mt/mf: livello minimo di funzionamento
mt/mf: lowest working level
mt/mf: nivel minimo de funcionamienmto
mt/mf: niveau minimum de fonctionnement

| TYPE | DIMENSIONS (mm) | | | | | | | | | | | | | | | | | |
|---|---|---|---|---|---|---|---|---|---|---|---|---|---|---|---|---|---|---|
| | Af | Bf | Cf | Cp | Df1 | Df2 | Dp2 | DNt | Ef | Gf | Hf | l1 | l2 | Is | Ls | mf | Mf | DNm |
| **DCT 410/P** | 300 | 145 | 614 | 260 | 237 | 654 | 535 | 1″ 1/4 | 269 | 55 | 130 | 200 | 100 | 95 | 140 | 290 | 566 | 50 |
| **DCT 560/P** | 300 | 145 | 614 | 260 | 237 | 654 | 535 | 1″ 1/4 | 269 | 55 | 130 | 200 | 100 | 95 | 140 | 290 | 566 | 50 |
| **DCT 750/P** | 331 | 145 | 656 | 260 | 279 | 701 | 569 | 1″ 1/4 | 296 | 55 | 130 | 200 | 100 | 95 | 140 | 290 | 600 | 65 |
| **DCT 1000/P** | 331 | 145 | 656 | 260 | 279 | 701 | 569 | 1″ 1/4 | 296 | 55 | 130 | 300 | 100 | 95 | 140 | 290 | 600 | 65 |

| Flange UNI PN 10 (mm) | | | |
|---|---|---|---|
| DNm | K | D | n°... ø... |
| 50 | 125 | 165 | 4... 18... |
| 65 | 145 | 185 | 4... 18... |

| TYPE | TRUCK | | CONTAINER | |
|---|---|---|---|---|
| | PALLET (cm) | N° pumps | PALLET (cm) | N° pumps |
| **DC 160-310** | 85X110X145 | 18 | 85X110X190 | 27 |
| **DCT 410-560** | 85X110X170 | 12 | 85X110X170 | 12 |
| **DCT 750-1000** | 100X120190 | 12 | 100X120X190 | 12 |

## ACCESSORIES

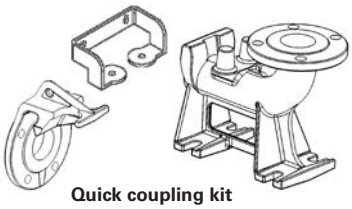

**Quick coupling kit**

**Counterflange**

# DTR with grinder

DTR 150-300

DTRT 400-1000

DTRT 400-1000/P

**Trituratore**
**Grinder**
**Triturador**
**Triturateur**

Pompe da drenaggio con girante centrifuga che garantisce una elevata prevalenza.
Il sistema **trituratore** permette il pompaggio di liquami con fibre tessili o filamentose, liquami industriali, civili e zootecnici dove si renda necessario frantumare solidi in sospensione; disponibili sia per applicazioni mobili e fissa con piede di accoppiamento.

Centrifugal drainage pump that guarantees high head. The **grinder** allows to pumps sewage containing textile or filamentous fibres, industrial, civil and zootechnical sewage whenever suspended solids have to be crushed; available in the mobile or permanent versions with coupling feet.

Bombas de drenaje con rodete centrífugo que garantiza una elevada prevalencia. El sistema **triturador** permite el bombeo de aguas sucias con fibras textiles o filamentosas, líquidos industriales, civiles y zootécnicos donde se necesita triturar cuerpos, sólidos en suspensión; disponibles para aplicaciones móviles y fija con pie de acoplamiento.

Pompes de drainage avec une roue centrifuge qui garantit une hauteur manométrique élevée.
Le système **triturateur** permet le pompage de purin avec fibres textiles ou filamenteuses, purin industrial, civil et zootechnique où il est nécessaires de briser des solides en suspension; disponibles pour applications aussi bien mobiles que fixes, avec pied d'accouplement.

| CARATTERISTICHE COSTRUTTIVE / CONSTRUCTION FEATURES<br>CARACTERÍSTICAS CONSTRUCTIVAS / CARACTÉRISTIQUES D'EXÉCUTION | |
|---|---|
| **Corpo pompa**<br>**Pump body**<br>**Cuerpo bomba**<br>**Corps de pompe** | ghisa<br>cast iron<br>fundición<br>fonte |
| **Girante**<br>**Impeller**<br>**Rodete**<br>**Turbine** | ghisa<br>cast iron<br>fundición<br>fonte |
| **Tenuta meccanica** | doppia tenuta con barriera d'olio:carburo di silicio lato pompa, ceramica-grafite lato motore |
| **Mechanical seal** | double seal with oil barrier: silicon carbide on pump side, ceramic-graphite on motor side |
| **Sello mecánico** | doble sello con cámara interpuesta:carburo de silicio lado bomba, cerámica-grafito lado motor |
| **Garniture mécanique** | double garniture avec film lubrifiant:carbure de silice côté pompe, céramique-graphite côté moteur |
| **Albero motore**<br>**Motor shaft**<br>**Eje motor**<br>**Arbre moteur** | acciaio AISI 304<br>stainless steel AISI 304<br>acero AISI 304<br>acier AISI 304 |
| **Profondità di immersione**<br>**Deptht of immersion**<br>**Profundidad immersión**<br>**Profondeur immersion** | max 20 m |
| **Temperatura del liquido**<br>**Liquid temperature**<br>**Temperatura del liquído**<br>**Température du liquide** | 0 - 40 °C |
| **Cavo**<br>**Cable**<br>**Cable**<br>**Câble** | H07 RNF, 10 m |
| **Trituratore**<br>**Grinder**<br>**Triturador**<br>**Triturateur** | acciaio inossidabile trattato<br>treated stainless steel<br>acero tratado<br>acier traité |
| **Viteria**<br>**Bolts**<br>**Tornillos**<br>**Vis** | acciaio inossidabile A2<br>A2 stainless steel<br>acero A2<br>acier A2 |
| **Base appoggio**<br>**Foot support**<br>**Placa base**<br>**Plaque de base** | ferro zincato<br>galvanized iron<br>hierro galvanizado<br>fer galvanisé |
| **Guarnizioni**<br>**Gaskets**<br>**Anilos**<br>**Joints** | gomma NBR<br>NBR rubber<br>goma NBR<br>caoutchouc NBR |
| **MOTORE / MOTOR / MOTOR / MOTEUR** | |
| **Motore 2 poli a induzione in bagno d'olio** | 3~ 230/400V-50Hz P ⩽ 4kW<br>3~ 400/690V-50Hz P > 4kW |
| **2 pole induction motor in oil bath** | 1~ 230V-50Hz<br>necessario condensatore d'avviamento (35µF per modello da 1,5HP, 50µF per modello da 2HP) |
| **Motor de 2 polos a inducción en baño de caeite** | required starter capacitor (35µF for 1,5HP model, 50µF for 2HP model)<br>necesario condensador de arranque (35µF para modelo 1,5HP, 50µF para modelo 2HP) |
| **Moteur à induction à 2 pôles en bain d'huille** | nécessaires condensateur de démarrage (35µF pour modèle 1,5HP, 50µF pour modèle 2HP) |
| **Classe di isolamento**<br>**Insulation class**<br>**Clase de aislamiento**<br>**Classe d'isolation** | F |
| **Grado di protezione**<br>**Protection degree**<br>**Grado de protección**<br>**Protection** | IPX8 |

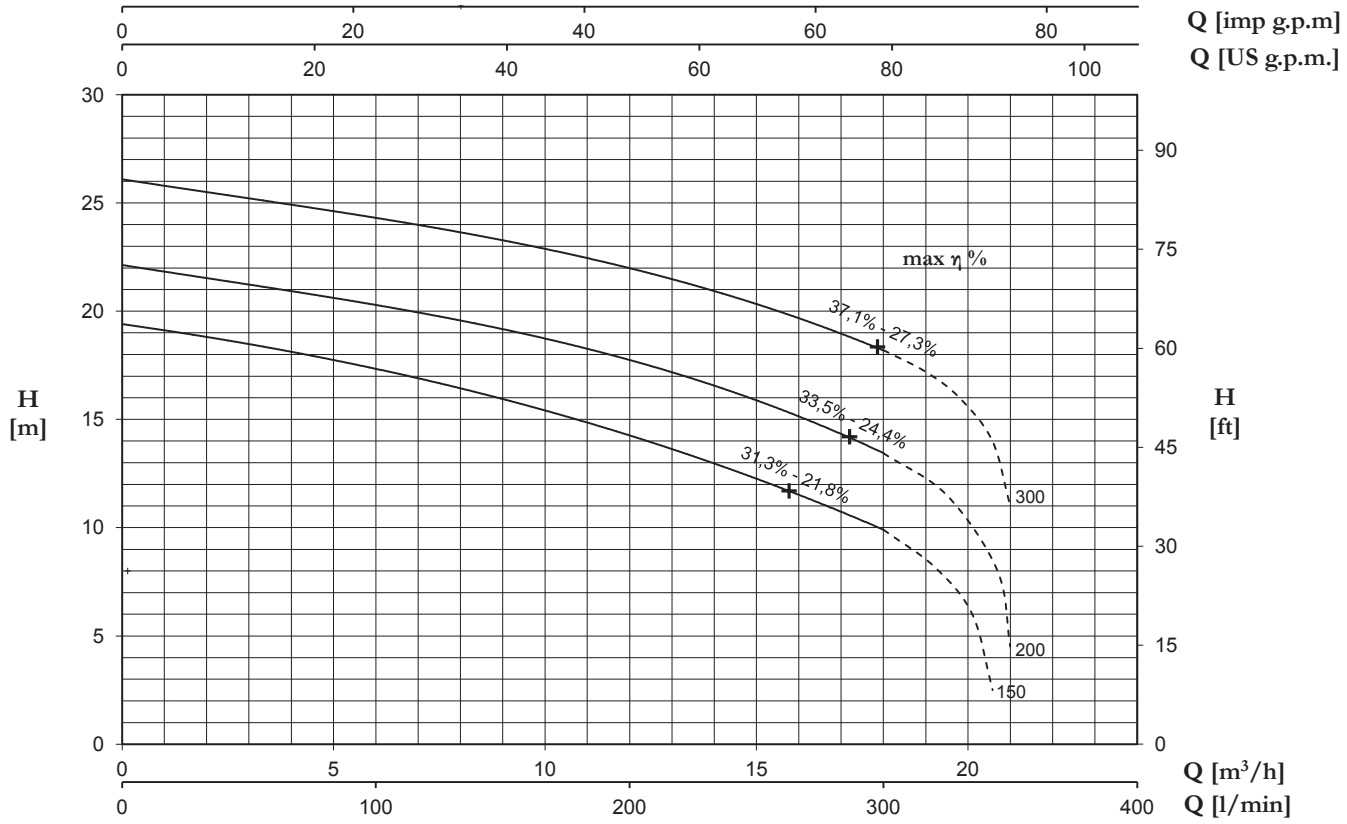


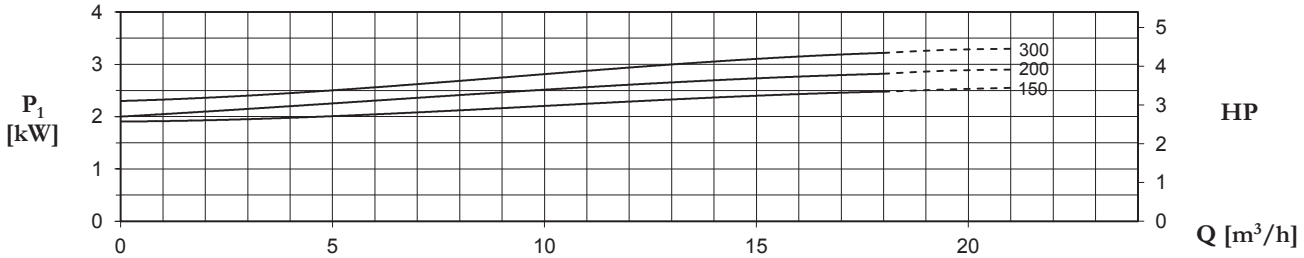


| TYPE | | AMPERE | | | | |
|---|---|---|---|---|---|---|
| 1~ | 3~ | 230 V 50 Hz | 3x230 V 50 Hz (*) | 3x400 V 50 Hz | 230/400 V 50 Hz ⅄ / Δ (*) | 400/690 V 50 Hz ⅄ / Δ |
| **DTR 150** | **DTRT 150** | 11,5 | 7,6 | 4,4 | - | - |
| **DTR 200** | **DTRT 200** | 13,6 | 8,8 | 5,1 | - | - |
| **-** | **DTRT 300** | - | 10,0 | 5,8 | - | - |

(*) no standard execution

## + max η %

max rendimento idraulico e rispettivo rendimento totale
max hydraulic efficiency and respective total efficiency
máx rendimiento hidráulico y correspondiente rendimiento total
max rendement hydraulique et rendement total

| TYPE | | P2 | | P1 (kW) | | Q (m³/h - l/min) | | | | | | |
|---|---|---|---|---|---|---|---|---|---|---|---|---|
| | | | | | | 0 | 3 | 6 | 9 | 12 | 15 | 18 |
| | | | | | | 0 | 50 | 100 | 150 | 200 | 250 | 300 |
| 1~ | 3~ | (HP) | (kW) | 1~ | 3~ | H (m) | | | | | | |
| **DTR 150** | **DTRT 150** | 1,5 | 1,1 | 2,6 | 2,5 | 19,4 | 18,5 | 17,3 | 16,0 | 14,2 | 12,3 | 9,9 |
| **DTR 200** | **DTRT 200** | 2 | 1,5 | 3,0 | 2,8 | 22,1 | 21,3 | 20,3 | 19,1 | 17,7 | 16,0 | 13,4 |
| **-** | **DTRT 300** | 3 | 2,2 | - | 3,2 | 26,1 | 25,2 | 24,3 | 23,3 | 22,0 | 20,3 | 18,2 |

# DTR with grinder

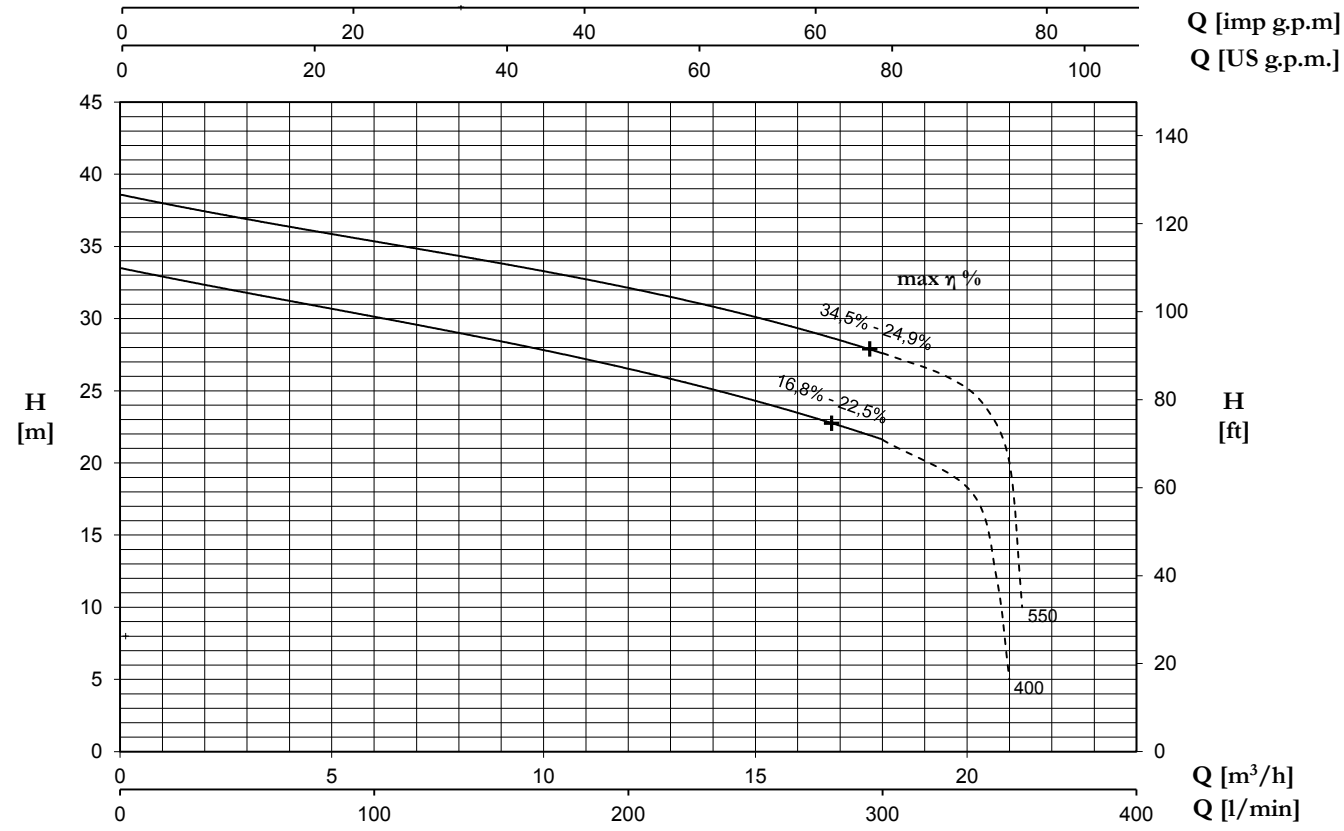


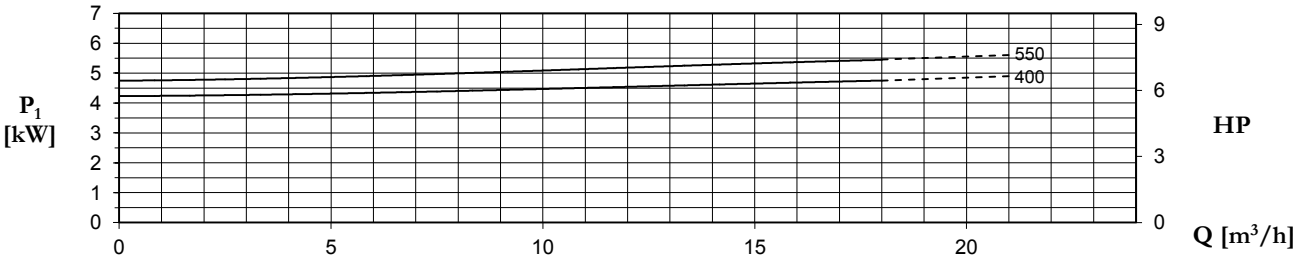


| TYPE | AMPERE | | | |
|---|---|---|---|---|
| 3~ | 3x230 V 50 Hz (*) | 3x400 V 50 Hz | 230/400 V 50 Hz ⅄ / △ (*) | 400/690 V 50 Hz ⅄ / △ |
| **DTRT 400** | 13,0 | 7,5 | - | - |
| **DTRT 550** | 15,9 | 9,2 | - | - |

(*) no standard execution

+ max η %

max rendimento idraulico e rispettivo rendimento totale
max hydraulic efficiency and respective total efficiency
máx rendimiento hidráulico y correspondiente rendimiento total
max rendement hydraulique et rendement total

| TYPE | P2 | | P1 (kW) | Q (m³/h - l/min) | | | | | | |
|---|---|---|---|---|---|---|---|---|---|---|
| | | | | 0 | 3 | 6 | 9 | 12 | 15 | 18 |
| | | | | 0 | 50 | 100 | 150 | 200 | 250 | 300 |
| 3~ | (HP) | (kW) | 3~ | H (m) | | | | | | |
| **DTRT 400** | 4 | 3 | 4,5 | 33,5 | 31,8 | 30,1 | 28,5 | 26,4 | 24,4 | 21,6 |
| **DTRT 550** | 5,5 | 4 | 5,3 | 38,6 | 36,9 | 35,3 | 33,9 | 32,1 | 30,1 | 27,6 |

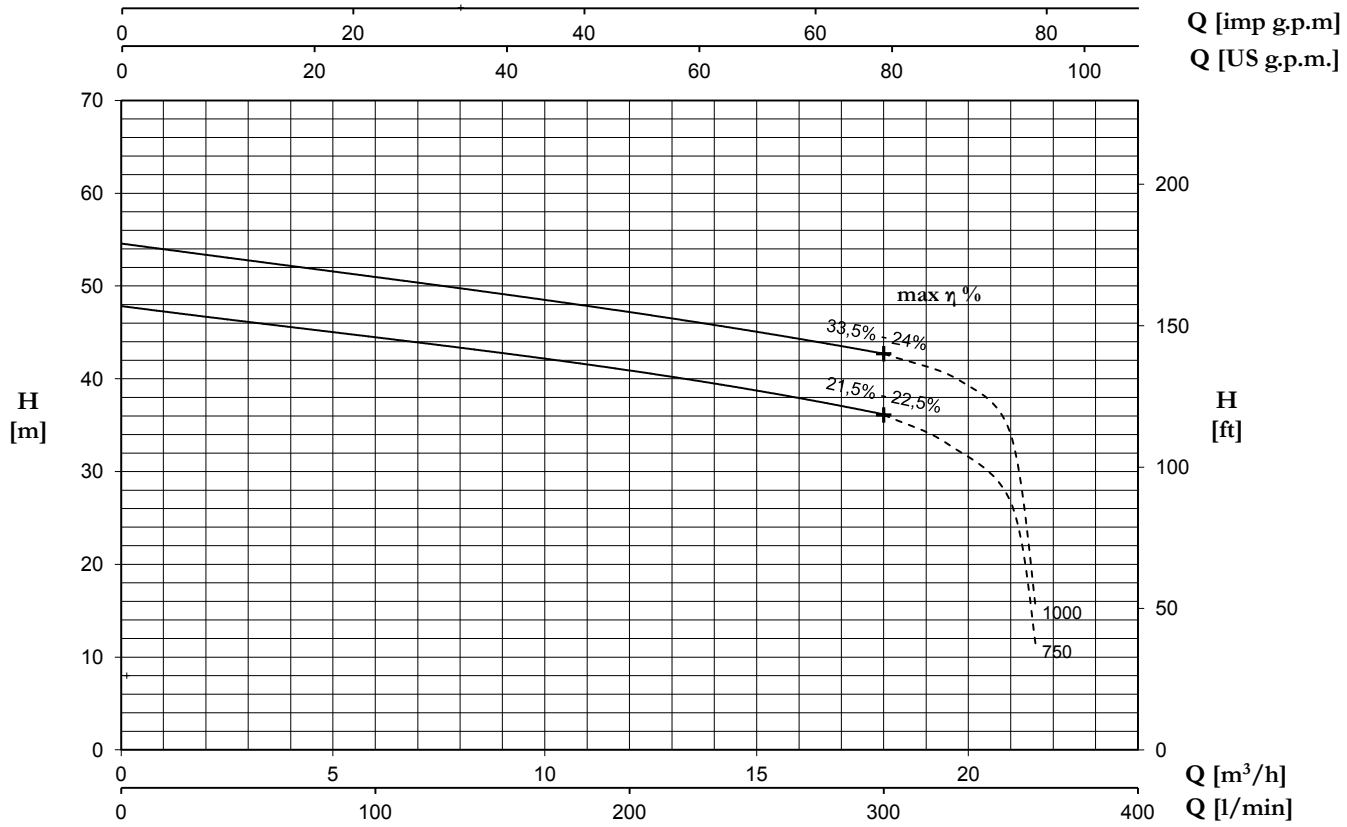


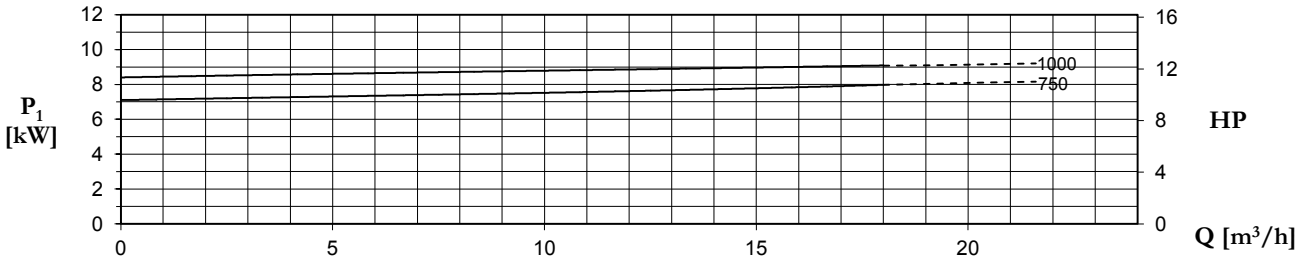


| TYPE | AMPERE | | | |
|---|---|---|---|---|
| 3~ | 3x230 V 50 Hz (*) | 3x400 V 50 Hz | 230/400 V 50 Hz ⅄ / △ (*) | 400/690 V 50 Hz ⅄ / △ |
| **DTRT 750** | - | 13,9 | 24,0 | 13,9 |
| **DTRT 1000** | - | 15,5 | 26,8 | 15,5 |

(*) no standard execution

## + max η %

max rendimento idraulico e rispettivo rendimento totale
max hydraulic efficiency and respective total efficiency
máx rendimiento hidráulico y correspondiente rendimiento total
max rendement hydraulique et rendement total

| TYPE | P2 | | P1 (kW) | Q (m³/h - l/min) | | | | | | | | |
|---|---|---|---|---|---|---|---|---|---|---|---|---|
| | | | | 0 | 3 | 6 | 9 | 12 | 15 | 18 | 21 | 21,6 |
| | | | | 0 | 50 | 100 | 150 | 200 | 250 | 300 | 350 | 360 |
| 3~ | (HP) | (kW) | 3~ | H (m) | | | | | | | | |
| **DTRT 750** | 7,5 | 5,5 | 8,0 | 47,8 | 46,2 | 44,5 | 42,7 | 40,8 | 38,9 | 36,1 | 26,7 | 11,0 |
| **DTRT 1000** | 10 | 7,5 | 9,1 | 54,6 | 52,7 | 51 | 49,2 | 47,1 | 45,1 | 42,7 | 34,0 | 15 |

# DTR with grinder

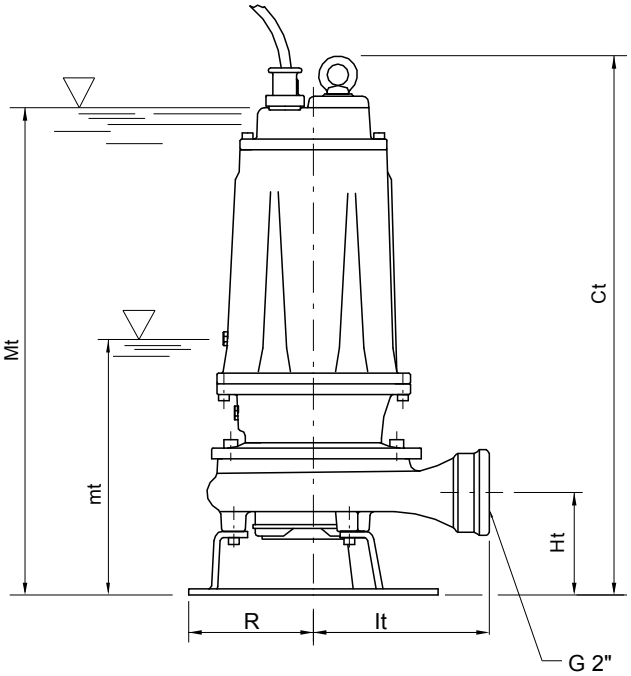


Mt: livello minimo di funzionamento continuo
Mt: lowest level for continuos duty
Mt: nivel minimo de funcionamienmto continuo
Mt: niveau minimum de fonctionnement continu

mt: livello minimo di funzionamento
mt: lowest working level
mt: nivel minimo de funcionamienmto
mt: niveau minimum de fonctionnement

| TYPE | DIMENSIONS (mm) | | | | | | | Kg |
|---|---|---|---|---|---|---|---|---|
| | Ct | Ht | R | It | mt | Mt | DNm | |
| **DTR 150-DTRT 150** | 513 | 102 | 117 | 174 | 205 | 475 | 2"G | 38 |
| **DTR 200-DTRT 200** | 513 | 102 | 117 | 174 | 205 | 475 | 2"G | 38,5 |
| **DTRT 300** | 513 | 102 | 117 | 174 | 205 | 475 | 2"G | 38 |

| TYPE | PROTECTION | | CONTROL PANEL | | |
|---|---|---|---|---|---|
| | 1 x 230 V | 3 x 400 V | 1 x 230 V | 3 x 400 V | 400 / 690 V |
| **DTR 150** | PMLD 15/35-13 | PT 20-30-40/4.3-6.8 | QSM + 35µF | QSMT 10 | - |
| **DTR 200** | PMLD 20/50-15 | PT 20-30-40/4.3-6.8 | QSM + 50µF | QSMT 10 | - |
| **DTRT 300** | - | PT 20-30-40/4.3-6.8 | - | QSMT 10 | - |
| **DTRT 400** | - | PT 40-50/5.7-9.1 | - | QSMT 10 | - |
| **DTRT 550** | - | PT 55-75/8.6-13.5 | - | QSMT 10 | - |
| **DTRT 750** | - | PT 100/12.5-16.5 | - | QSMT 10 | QST 7 |
| **DTRT 1000** | - | PT 125-150/16-21 | - | QSMT 15 | QST 7 |

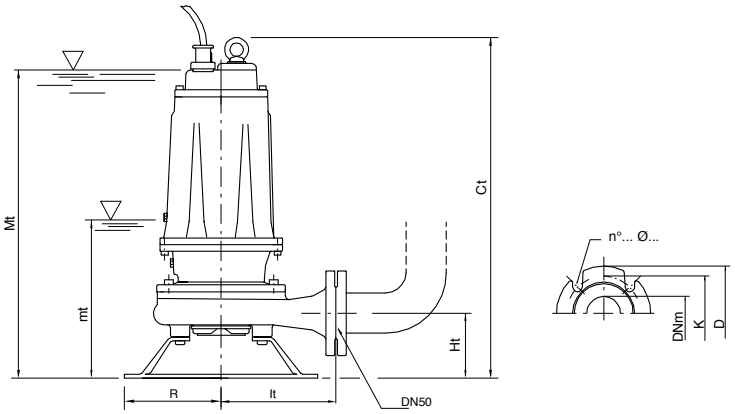


Mt/Mf: livello minimo di funzionamento continuo
Mt/Mf: lowest level for continuos duty
Mt/Mf: nivel minimo de funcionamienmto continuo
Mt/Mf: niveau minimum de fonctionnement continu

| TYPE | DIMENSIONS (mm) | | | | | | | Kg |
|---|---|---|---|---|---|---|---|---|
| | Ct | Ht | R | It | mt | Mt | DNm | |
| **DTRT 400** | 595 | 112 | 160 | 190 | 265 | 550 | 50 | 62,5 |
| **DTRT 550** | 595 | 112 | 160 | 190 | 265 | 550 | 50 | 65,5 |
| **DTRT 750** | 680 | 160 | 180 | 250 | 280 | 630 | 65 | 91,5 |
| **DTRT 1000** | 680 | 160 | 180 | 250 | 280 | 630 | 65 | 94,5 |

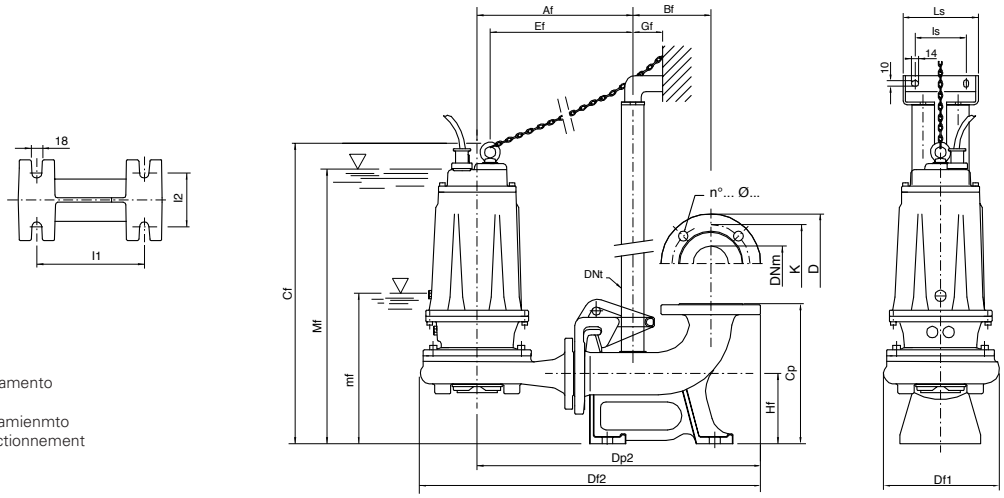


mt/mf: livello minimo di funzionamento
mt/mf: lowest working level
mt/mf: nivel minimo de funcionamienmto
mt/mf: niveau minimum de fonctionnement

| TYPE | DIMENSIONS (mm) | | | | | | | | | | | | | | | | | |
|---|---|---|---|---|---|---|---|---|---|---|---|---|---|---|---|---|---|---|
| | Af | Bf | Cf | Cp | Df1 | Df2 | Dp2 | DNt | Ef | Gf | Hf | l1 | l2 | ls | Ls | mf | Mf | DNm |
| **DTRT 400/P** | 300 | 145 | 614 | 260 | 237 | 654 | 538 | 1″ 1/4 | 269 | 55 | 130 | 200 | 100 | 95 | 140 | 290 | 566 | 50 |
| **DTRT 550/P** | 300 | 145 | 614 | 260 | 237 | 654 | 538 | 1″ 1/4 | 269 | 55 | 130 | 200 | 100 | 95 | 140 | 290 | 566 | 50 |
| **DTRT 750/P** | 331 | 145 | 656 | 260 | 279 | 710 | 569 | 1″ 1/4 | 297 | 55 | 130 | 200 | 100 | 95 | 140 | 290 | 600 | 65 |
| **DTRT 1000/P** | 331 | 145 | 656 | 260 | 279 | 710 | 569 | 1″ 1/4 | 297 | 55 | 130 | 250 | 100 | 95 | 140 | 290 | 600 | 65 |

| Flange UNI PN 10 (mm) | | | |
|---|---|---|---|
| DNm | K | D | n°... ø... |
| 50 | 125 | 165 | 4... 18... |
| 65 | 145 | 185 | 4... 18... |

| TYPE | TRUCK | | CONTAINER | |
|---|---|---|---|---|
| | PALLET (cm) | N° pumps | PALLET (cm) | N° pumps |
| **DTRT 150-300** | 85X110X145 | 18 | 85X110X190 | 27 |
| **DTRT 400-550** | 85X110X170 | 12 | 85X110X170 | 12 |
| **DTRT 750-1000** | 100X120X190 | 12 | 100X120X190 | 12 |

## ACCESSORIES

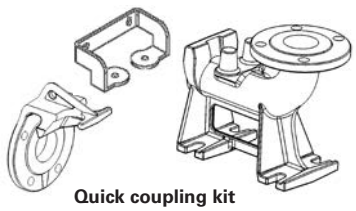

**Quick coupling kit**

**Counterflange**

# 5PES

Pompe sommerse centrifughe multistadio da 5". Tutti i componenti a contatto con il fluido sono in acciaio AISI 304. Particolarmente adatte per la distribuzione di acqua piovana, irrigazione, svuotamento fontane, impianti di lavaggio. La versione monofase è provvista di condensatore e protezione termica.

5" submersible multistage centrifugal pumps. All components in contact with fluid are made in AISI 304 stainless steel. Particulary suitable for water distribution rainwater collection, irrigation, dewatering fountains, wash down unit. Single phase versions have an internal capacitor and thermal motor-protector.

Bombas sumergidas centrifugas multicellulares de 5". Todas las partes en contacto con el líquido bombeado son de acero inóxidable AISI 304. Particularmente adaptas al bombeo de aguas lluvias , irrigación, sistemas de lavado. La versión monofase está dotada de condensador incorporado y protección termica.

Pompes immergées centrifuges multietagées de 5". Toutes les parties en contact avec le liquide pompé sont en acier AISI 304. Elles sont particulièrement indiquées pour la distribution de l'eau de pluie, l'irrigation, vidange des fontaines et installations de lavage. La version monophasée est pourvue à l'intérieur d'un condensateur et protection thermique.

| CARATTERISTICHE COSTRUTTIVE / CONSTRUCTION FEATURES<br>CARACTERÍSTICAS CONSTRUCTIVAS / CARACTÉRISTIQUES D'EXÉCUTION | |
|---|---|
| **Bocca di mandata**<br>**Delivery outlet**<br>**Boca de impulsión**<br>**Bouche de refoulement** | 1" 1/4 G |
| **Camicia esterna, giranti e diffusori**<br>**External jacket, impellers and diffusers**<br>**Camisa exterior, rodetes y difusores**<br>**Chemise extérieur, turbines et diffuseurs** | acciaio inox AISI 304<br>stainless steel AISI 304<br>acero inoxidable AISI 304<br>acier inoxydable AISI 304 |
| **Passaggio corpi solidi**<br>**Passage of solids**<br>**Pajo de solidos**<br>**Passage corps solides** | 2 mm |
| **Profondità di immersione**<br>**Deptht of immersion**<br>**Profundidad immersión**<br>**Profondeur immersion** | max 20 m |
| **Temperatura del liquido**<br>**Liquid temperature**<br>**Temperatura del liquído**<br>**Température du liquide** | -5 °C +40 °C |
| **Quantità di sabbia nell'acqua**<br>**Quantity of sand in the water**<br>**Cantida de arena en el agua**<br>**Quantité de sable dans l'eau** | max 50 g/m³ |
| **Cavo**<br>**Cable**<br>**Cable**<br>**Câble** | H07 RNF, 20 m |
| **Numero di avviamenti/ ora**<br>**Number of startups/hr**<br>**Número de arranques/hora**<br>**Nombre démarrages/heure** | max 20 |
| **MOTORE / MOTOR / MOTOR / MOTEUR** | |
| **Asincrono 2 poli**<br>**Asynchronous 2 pole**<br>**Asíncrono 2 polos**<br>**Asinchrone 2 pôles** | 3~ 380/415V-50Hz<br>1~ 220/240V-50Hz (con termoprotettore)<br>(with thermal protection)<br>(con protección térmica)<br>(avec protection thermique) |
| **Classe di isolamento**<br>**Insulation class**<br>**Clase de aislamiento**<br>**Classe d'isolation** | F |
| **Grado di protezione**<br>**Protection degree**<br>**Grado de protección**<br>**Protection** | IP68 |

**5 PES (T) 3 / 7 G**

- G: galleggiante / float switch / flotador / flotteur
- 7: numero giranti / impellers number / número rodetes / nombre des turbines
- 3: max m³/h
- (T): 3~
- PES: type
- 5: dimensioni pozzo (") / well (") / dimensiones pozo (") / dimensions puits (")

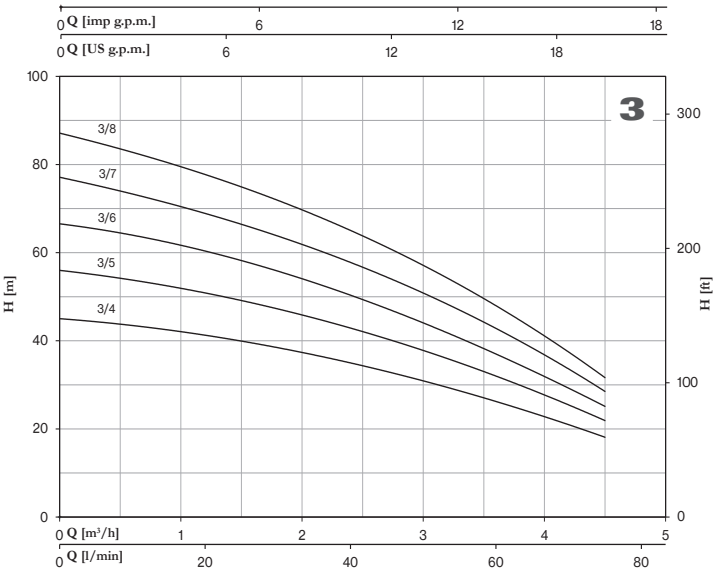


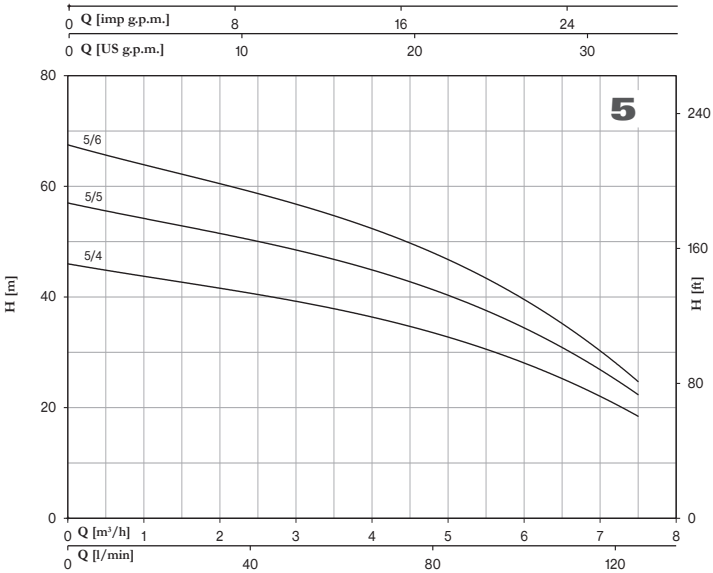


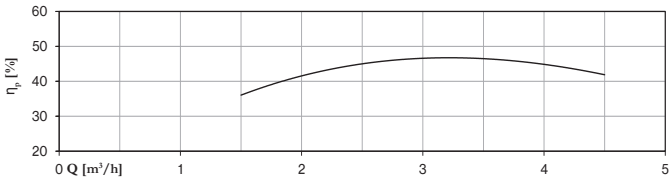


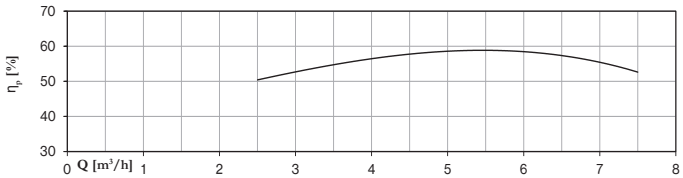


| TYPE | MOTOR | | INTERNAL CAPACITOR | | RATED CURRENT | | | Q (m³/h - l/min) | | | | | | | |
|---|---|---|---|---|---|---|---|---|---|---|---|---|---|---|---|
| | | | | | 1~ | 3~ | 3~ | 0 | 1,5 | 2 | 2,5 | 3 | 3,5 | 4 | 4,5 |
| | | | | | | | | 0 | 25 | 33,3 | 42 | 50 | 58,3 | 67 | 75 |
| | (HP) | (kW) | | | 220/240 V 50 Hz | 220/240 V 50 Hz | 380/415 V 50 Hz | H (m) | | | | | | | |
| **5PES 3/4** | 0,75 | 0,55 | 16 | 450 | 4 | 3,5 | 2 | 45 | 40 | 37,5 | 34 | 31 | 27 | 23 | 18 |
| **5PES 3/5** | 1 | 0,75 | 20 | 450 | 4,7 | 3,7 | 2,1 | 56 | 49 | 46 | 42 | 38 | 33 | 27,5 | 22 |
| **5PES 3/6** | 1 | 0,75 | 20 | 450 | 5,2 | 4 | 2,3 | 66,5 | 58,5 | 54 | 49 | 44 | 38,5 | 32 | 25 |
| **5PES 3/7** | 1,2 | 0,9 | 30 | 450 | 6,7 | 4,4 | 2,5 | 77 | 67 | 62 | 56 | 50 | 45 | 37,5 | 28 |
| **5PES 3/8** | 1,5 | 1,1 | 30 | 450 | 7,2 | 4,7 | 2,7 | 87 | 75,5 | 70 | 63 | 56 | 50,5 | 42 | 31 |

| TYPE | MOTOR | | INTERNAL CAPACITOR | | RATED CURRENT | | | Q (m³/h - l/min) | | | | | | | | | | |
|---|---|---|---|---|---|---|---|---|---|---|---|---|---|---|---|---|---|---|
| | | | | | 1~ | 3~ | 3~ | 0 | 2,5 | 3 | 3,5 | 4 | 4,5 | 5 | 5,5 | 6 | 7 | 7,5 |
| | | | | | | | | 0 | 42 | 50 | 58,3 | 67 | 75 | 83,3 | 92 | 100 | 116,7 | 125 |
| | (HP) | (kW) | | | 220/240 V 50 Hz | 380/415 V 50 Hz | 380/415 V 50 Hz | H (m) | | | | | | | | | | |
| **5PES 5/4** | 1 | 0,75 | 20 | 450 | 5 | 3,8 | 2,2 | 46 | 40,5 | 39 | 38 | 36,5 | 34,5 | 33 | 30,5 | 28 | 22 | 18,5 |
| **5PES 5/5** | 1,2 | 0,9 | 30 | 450 | 6,6 | 4,4 | 2,5 | 57 | 50 | 48 | 47,5 | 45,5 | 42 | 40 | 38 | 34 | 27,5 | 22 |
| **5PES 5/6** | 1,5 | 1,1 | 30 | 450 | 7,4 | 4,7 | 2,7 | 67,5 | 58,5 | 56,5 | 55,5 | 53 | 49 | 46 | 44 | 39 | 31,5 | 24 |

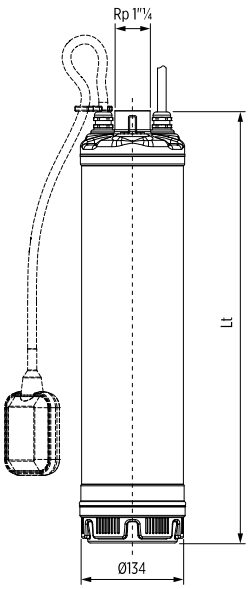


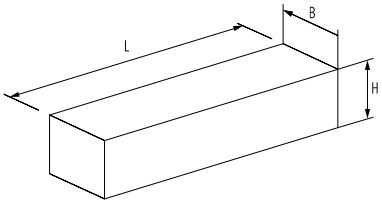


| TYPE | DIMENSIONS (mm) | | | | Kg | |
|---|---|---|---|---|---|---|
| | Lt | L | B | H | 1~ | 3~ |
| **5PES 3/4** | 470 | 720 | 230 | 175 | 12,7 | 14 |
| **5PES 3/5** | 544 | 720 | 230 | 175 | 14,3 | 14,5 |
| **5PES 3/6** | 568 | 720 | 230 | 175 | 14,8 | 15 |
| **5PES 3/7** | 592 | 720 | 230 | 175 | 17 | 15,5 |
| **5PES 3/8** | 616 | 720 | 230 | 175 | 17,1 | 16 |
| **5PES 5/4** | 470 | 720 | 230 | 175 | 13,5 | 14 |
| **5PES 5/5** | 544 | 720 | 230 | 175 | 15,7 | 14,5 |
| **5PES 5/6** | 568 | 720 | 230 | 175 | 16,2 | 15 |

# 4S/A

Pompe sommerse centrifughe multistadio per pozzi da 4". Valvola di ritegno incorporata nella bocca di mandata. Flangia di accoppiamento al motore predisposta secondo le normative NEMA. Applicazioni civili e agricole entrano tra le più comuni.

Submersible multistage centrifugal pumps for 4" wells. Check valve built into the delivery outlet. Pump flange for coupling with motors are made according to NEMA standards. Most common applications are civil and agricultural.

Bombas sumergibles para pozos de 4". Válvula de retención incorporada en la boca de impulsión. Brida de conexión al motor según norma NEMA. Utilizadas en particular para aplicaciones civiles y agrícolas.

Pompes immergées centrifuges multietagées pour puits de 4". Clapet de retenue incorporé dans l'orifice de refoulement. Bride d'accouplement au moteur est exécutée selon normes NEMA. Les applications civiles et agricoles sont parmi les plus communes.

| CARATTERISTICHE COSTRUTTIVE / CONSTRUCTION FEATURES<br>CARACTERÍSTICAS CONSTRUCTIVAS / CARACTÉRISTIQUES D'EXÉCUTION | |
|---|---|
| **Bocca di mandata**<br>**Delivery outlet**<br>**Boca de impulsión**<br>**Bouche de refoulement** | acciaio inox (AISI 304)<br>stainless steel (AISI 304)<br>acero inoxidable (AISI 304)<br>acier inoxydable (AISI 304) |
| **Camicia esterna**<br>**External jacket**<br>**Camisa exterior**<br>**Chemise extérieur** | acciaio inox<br>stainless steel<br>acero inoxidable<br>acier inoxydable |
| **Giranti e diffusori** | policarbonato alimentare con anelli di rasamento in acciaio inox |
| **Impellers and diffusers** | foodstuff polycarbonate with wearing rings in stainless steel |
| **Rodetes y difusores** | policarbonato alimentario con anillos de cota de acero inoxidable |
| **Turbines et diffuseurs** | polycarbonate alimentaire avec anneaux de raglage en acier inoxidable |
| **Bronzina superiore**<br>**Upper bushings**<br>**Cojinete superior**<br>**Coussinet de bague supérieur** | bronzo, a richiesta in gomma antisabbia<br>bronze, on request in sand resistant rubber<br>bronce, o sobra pedido de goma antiarena<br>bronze, ou sur demande en caoutchouc antisable |
| **Albero corpo pompa**<br>**Shaft pump side**<br>**Eje cuerpo bomba**<br>**Arbre pompe** | acciaio inox<br>stainless steel<br>acero inoxidable<br>acier inoxydable |
| **Temperatura del liquido**<br>**Liquid temperature**<br>**Temperatura del liquído**<br>**Température du liquide** | max 35 °C |
| **Quantità di sabbia nell'acqua**<br>**Quantity of sand in the water**<br>**Cantidad de arena en el agua**<br>**Quantité de sable dans l'eau** | max 150 g/m³ |
| **MOTORE / MOTOR / MOTOR / MOTEUR** | |
| **Asincrono 2 poli** | incapsulato Franklin non riavvolgibile (cod.WF)<br>o riavvolgibile in bagno d'olio (cod.OF) |
| **Asynchronous 2 pole** | encapsulated Franklin not rewound (cod.WF)<br>or rewound in oil bath (cod.OF) |
| **Asíncrono 2 polos** | encapsulado Franklin no bobinable (cod.WF)<br>o bobinable en baño de aceite (cod.OF). |
| **Asinchrone 2 pôles** | encapsulé Franklin non re-enroulable (cod.WF)<br>enroulable en bain d'huile (cod.OF) |
| **Classe di isolamento**<br>**Insulation class**<br>**Clase de aislamiento**<br>**Classe d'isolation** | B |
| **Grado di protezione**<br>**Protection degree**<br>**Grado de protección**<br>**Protection** | IP58 |

**4 S (T) 400 - 20A**

- 4 — dimensioni pozzo (")<br>well (")<br>dimensiones pozo (")<br>dimensions puits (")
- S — type
- (T) — 3~
- 400 — max l/min
- 20 — numero giranti<br>impellers number<br>número rodetes<br>nombre des turbines
- A — type

| TYPE | P2 | | Q (m³/h - l/min) | | | | | | DNM | Lenght | Weight |
|---|---|---|---|---|---|---|---|---|---|---|---|
| | | | 0 | 0,3 | 0,6 | 0,9 | 1,2 | 1,5 | | | |
| | | | 0 | 5 | 10 | 15 | 20 | 25 | | | |
| | | | H (m) | | | | | | | | |
| | (HP) | (kW) | | | | | | | | mm | Kg |
| **4S 25/10A** | 0,5 | 0,37 | 67 | 63 | 55 | 46 | 33 | 18 | 1"1/4 | 324 | 3,3 |
| **4S 25/13A** | 0,5 | 0,37 | 86 | 78 | 70 | 56 | 42 | 23 | | 377 | 3,7 |
| **4S 25/19A** | 0,75 | 0,55 | 126 | 118 | 105 | 86 | 60 | 30 | | 481 | 4,7 |
| **4S 25/26A** | 1,0 | 0,75 | 173 | 160 | 141 | 117 | 81 | 39 | | 642 | 5,8 |
| **4S 25/38A** | 1,5 | 1,1 | 253 | 234 | 208 | 169 | 117 | 52 | | 864 | 8,2 |

| TYPE | P2 | | Q (m³/h - l/min) | | | | | | DNM | Lenght | Weight |
|---|---|---|---|---|---|---|---|---|---|---|---|
| | | | 0 | 1,2 | 1,5 | 1,8 | 2,4 | 3 | | | |
| | | | 0 | 20 | 25 | 30 | 40 | 50 | | | |
| | | | H (m) | | | | | | | | |
| | (HP) | (kW) | | | | | | | | mm | Kg |
| **4S 50/5A** | 0,5 | 0,37 | 33 | 30 | 28 | 26 | 20 | 13 | 1"1/4 | 245 | 2,6 |
| **4S 50/7A** | 0,5 | 0,37 | 47 | 42 | 40 | 36 | 29 | 19 | | 280 | 2,9 |
| **4S 50/10A** | 0,75 | 0,55 | 67 | 60 | 56 | 52 | 41 | 27 | | 332 | 3,5 |
| **4S 50/14A** | 1,0 | 0,75 | 93 | 83 | 79 | 73 | 57 | 37 | | 402 | 4,2 |
| **4S 50/20A** | 1,5 | 1,1 | 133 | 119 | 113 | 104 | 82 | 53 | | 507 | 5,3 |
| **4S 50/28A** | 2 | 1,5 | 187 | 167 | 158 | 146 | 115 | 74 | | 680 | 7,1 |
| **4S 50/40A** | 3 | 2,2 | 267 | 238 | 226 | 208 | 164 | 106 | | 914 | 10,1 |
| **4S 50/52A** | 4 | 3 | 347 | 309 | 294 | 271 | 213 | 138 | | 1120 | 12,2 |

| TYPE | P2 | | Q (m³/h - l/min) | | | | | | | | | | DNM | Lenght | Weight |
|---|---|---|---|---|---|---|---|---|---|---|---|---|---|---|---|
| | | | 0 | 1,2 | 1,5 | 1,8 | 2,1 | 2,4 | 2,7 | 3,0 | 3,6 | 4,2 | | | |
| | | | 0 | 20 | 25 | 30 | 35 | 40 | 45 | 50 | 60 | 70 | | | |
| | | | H (m) | | | | | | | | | | | | |
| | (HP) | (kW) | | | | | | | | | | | | mm | Kg |
| **4S 70/5A** | 0,5 | 0,37 | 34 | 32 | 31 | 30 | 29 | 28 | 26 | 24 | 19 | 13 | 1"1/4 | 236 | 2,5 |
| **4S 70/8A** | 0,75 | 0,55 | 54 | 51 | 50 | 49 | 46 | 43 | 41 | 38 | 30 | 19 | | 289 | 2,9 |
| **4S 70/11A** | 1,0 | 0,75 | 72 | 68 | 66 | 64 | 61 | 58 | 54 | 49 | 38 | 26 | | 342 | 3,4 |
| **4S 70/16A** | 1,5 | 1,1 | 106 | 101 | 98 | 95 | 89 | 83 | 77 | 70 | 54 | 33 | | 430 | 4,2 |
| **4S 70/21A** | 2,0 | 1,5 | 142 | 135 | 132 | 127 | 122 | 115 | 108 | 100 | 79 | 49 | | 519 | 5,0 |
| **4S 70/32A** | 3,0 | 2,2 | 208 | 200 | 194 | 187 | 177 | 165 | 152 | 138 | 104 | 62 | | 749 | 7,1 |

| TYPE | P2 | | Q (m³/h - l/min) | | | | | | | | | | | | DNM | Lenght | Weight |
|---|---|---|---|---|---|---|---|---|---|---|---|---|---|---|---|---|---|
| | | | 0 | 1,5 | 1,8 | 2,1 | 2,4 | 2,7 | 3,0 | 3,6 | 4,2 | 4,8 | 5,4 | 6,0 | | | |
| | | | 0 | 25 | 30 | 35 | 40 | 45 | 50 | 60 | 70 | 80 | 90 | 100 | | | |
| | | | H (m) | | | | | | | | | | | | | | |
| | (HP) | (kW) | | | | | | | | | | | | | | mm | Kg |
| **4S 100/5A** | 0,5 | 0,37 | 33 | 29 | 28 | 27 | 26 | 25 | 24 | 21 | 18 | 13 | 8 | 3 | 1"1/4 | 257 | 2,7 |
| **4S 100/7A** | 0,75 | 0,55 | 46 | 43 | 42 | 41 | 40 | 39 | 37 | 33 | 28 | 21 | 13 | 7 | | 301 | 3,0 |
| **4S 100/9A** | 1,0 | 0,75 | 59 | 55 | 54 | 52 | 51 | 49 | 47 | 43 | 37 | 28 | 20 | 10 | | 344 | 3,3 |
| **4S 100/14A** | 1,5 | 1,1 | 93 | 87 | 86 | 83 | 81 | 79 | 76 | 68 | 58 | 47 | 33 | 20 | | 452 | 4,1 |
| **4S 100/18A** | 2,0 | 1,5 | 120 | 113 | 111 | 108 | 105 | 102 | 98 | 88 | 75 | 60 | 42 | 25 | | 538 | 4,7 |
| **4S 100/27A** | 3,0 | 2,2 | 175 | 164 | 161 | 157 | 152 | 147 | 141 | 127 | 109 | 87 | 61 | 35 | | 767 | 6,2 |
| **4S 100/35A** | 4,0 | 3,0 | 231 | 217 | 212 | 208 | 202 | 196 | 189 | 170 | 149 | 120 | 87 | 50 | | 934 | 7,9 |
| **4S 100/44A** | 5,0 | 3,7 | 285 | 266 | 260 | 254 | 248 | 238 | 229 | 203 | 172 | 139 | 100 | 59 | | 1128 | 9,3 |
| **4S 100/48A** | 5,5 | 4,0 | 322 | 299 | 292 | 285 | 276 | 267 | 256 | 231 | 199 | 160 | 118 | 70 | | 1253 | 9,9 |

| TYPE | P2 | | Q (m³/h - l/min) | | | | | | | | | | DNM | Lenght | Weight |
|---|---|---|---|---|---|---|---|---|---|---|---|---|---|---|---|
| | | | 0 | 2,1 | 2,4 | 2,7 | 3,0 | 3,6 | 4,2 | 4,8 | 5,4 | 6,0 | | | |
| | | | 0 | 35 | 40 | 45 | 50 | 60 | 70 | 80 | 90 | 100 | | | |
| | | | H (m) | | | | | | | | | | | | |
| | (HP) | (kW) | | | | | | | | | | | | mm | Kg |
| **4S 110/4A** | 0,5 | 0,37 | 26 | 23 | 22 | 22 | 21 | 19 | 17 | 14 | 11 | 7 | 1"1/4 | 247 | 2,4 |
| **4S 110/6A** | 0,75 | 0,55 | 38 | 36 | 35 | 33 | 32 | 30 | 26 | 22 | 18 | 12 | | 296 | 2,2 |
| **4S 110/8A** | 1,0 | 0,75 | 51 | 47 | 46 | 44 | 43 | 39 | 35 | 30 | 24 | 18 | | 345 | 3,3 |
| **4S 110/12A** | 1,5 | 1,1 | 77 | 72 | 71 | 69 | 68 | 63 | 57 | 49 | 41 | 31 | | 433 | 4,1 |
| **4S 110/16A** | 2,0 | 1,5 | 102 | 98 | 96 | 94 | 92 | 86 | 77 | 68 | 57 | 46 | | 542 | 5,0 |
| **4S 110/24A** | 3,0 | 2,2 | 151 | 142 | 139 | 136 | 132 | 122 | 111 | 97 | 80 | 62 | | 777 | 6,6 |
| **4S 110/32A** | 4,0 | 3,0 | 203 | 188 | 185 | 180 | 175 | 162 | 146 | 127 | 105 | 80 | | 965 | 8,7 |
| **4S 110/40A** | 5,0 | 3,7 | 253 | 232 | 227 | 222 | 216 | 202 | 182 | 159 | 131 | 102 | | 1160 | 10,4 |
| **4S 110/44A** | 5,5 | 4,0 | 278 | 265 | 260 | 254 | 247 | 230 | 210 | 187 | 159 | 127 | | 1296 | 11,2 |

| TYPE | P2 | | Q (m³/h - l/min) | | | | | | | | | DNM | Lenght | Weight |
|---|---|---|---|---|---|---|---|---|---|---|---|---|---|---|
| | | | 0 | 3,0 | 3,6 | 4,2 | 4,8 | 5,4 | 6,0 | 7,2 | 8,4 | | | |
| | | | 0 | 50 | 60 | 70 | 80 | 90 | 100 | 120 | 140 | | | |
| | | | H (m) | | | | | | | | | | | |
| | (HP) | (kW) | | | | | | | | | | | mm | Kg |
| **4S 140/7A** | 1,0 | 0,75 | 42 | 36 | 34 | 32 | 30 | 28 | 25 | 19 | 11 | 2″ | 390 | 3,7 |
| **4S 140/10A** | 1,5 | 1,1 | 62 | 53 | 51 | 48 | 45 | 41 | 38 | 29 | 18 | | 483 | 4,6 |
| **4S 140/14A** | 2,0 | 1,5 | 90 | 77 | 74 | 71 | 68 | 63 | 59 | 46 | 28 | | 607 | 5,7 |
| **4S 140/20A** | 3,0 | 2,2 | 125 | 107 | 102 | 97 | 92 | 86 | 80 | 62 | 40 | | 831 | 7,5 |
| **4S 140/27A** | 4,0 | 3,0 | 169 | 145 | 139 | 131 | 123 | 115 | 107 | 84 | 55 | | 1048 | 9,6 |
| **4S 140/34A** | 5,0 | 3,7 | 208 | 178 | 170 | 162 | 153 | 143 | 132 | 103 | 66 | | 1257 | 11,6 |
| **4S 140/36A** | 5,5 | 4,0 | 221 | 190 | 181 | 173 | 164 | 154 | 143 | 112 | 72 | | 1318 | 12,2 |
| **4S 140/49A** | 7,5 | 5,5 | 302 | 257 | 246 | 234 | 222 | 209 | 193 | 151 | 96 | | 1802 | 15,9 |

| TYPE | P2 | | Q (m³/h - l/min) | | | | | | | | | DNM | Lenght | Weight |
|---|---|---|---|---|---|---|---|---|---|---|---|---|---|---|
| | | | 0 | 4,8 | 5,4 | 6,0 | 7,2 | 8,4 | 9,6 | 10,8 | 12 | | | |
| | | | 0 | 80 | 90 | 100 | 120 | 140 | 160 | 180 | 200 | | | |
| | | | H (m) | | | | | | | | | | | |
| | (HP) | (kW) | | | | | | | | | | | mm | Kg |
| **4S 200/4A** | 1,0 | 0,75 | 26 | 24 | 23 | 22 | 21 | 19 | 17 | 15 | 12 | 2″ | 294 | 2,8 |
| **4S 200/6A** | 1,5 | 1,1 | 39 | 36 | 35 | 34 | 32 | 29 | 26 | 22 | 17 | | 356 | 3,4 |
| **4S 200/8A** | 2,0 | 1,5 | 52 | 48 | 47 | 46 | 43 | 39 | 35 | 29 | 24 | | 418 | 4,0 |
| **4S 200/13A** | 3,0 | 2,2 | 82 | 75 | 73 | 71 | 66 | 59 | 50 | 40 | 30 | | 573 | 5,5 |
| **4S 200/17A** | 4,0 | 3,0 | 108 | 98 | 96 | 94 | 87 | 79 | 70 | 58 | 46 | | 697 | 6,6 |
| **4S 200/21A** | 5,0 | 3,7 | 132 | 117 | 114 | 111 | 103 | 93 | 82 | 68 | 52 | | 859 | 7,8 |
| **4S 200/23A** | 5,5 | 4,0 | 148 | 134 | 131 | 127 | 118 | 108 | 95 | 79 | 60 | | 921 | 8,4 |
| **4S 200/32A** | 7,5 | 5,5 | 202 | 182 | 178 | 172 | 160 | 143 | 125 | 105 | 80 | | 1238 | 11,0 |

| TYPE | P2 | | Q (m³/h - l/min) | | | | | | | | | | DNM | Lenght | Weight |
|---|---|---|---|---|---|---|---|---|---|---|---|---|---|---|---|
| | | | 0 | 6,0 | 7,2 | 8,4 | 9,6 | 10,8 | 12 | 13 | 14,4 | 16 | | | |
| | | | 0 | 100 | 120 | 140 | 160 | 180 | 200 | 220 | 240 | 260 | | | |
| | | | H (m) | | | | | | | | | | | | |
| | (HP) | (kW) | | | | | | | | | | | | mm | Kg |
| **4S 260/7A** | 2,0 | 1,5 | 45 | 37 | 36 | 33 | 31 | 28 | 25 | 22 | 18 | 14 | 2″ | 534 | 5,3 |
| **4S 260/10A** | 3,0 | 2,2 | 64 | 54 | 52 | 48 | 44 | 41 | 36 | 32 | 26 | 20 | | 690 | 6,7 |
| **4S 260/14A** | 4,0 | 3,0 | 89 | 76 | 72 | 67 | 62 | 56 | 49 | 43 | 35 | 28 | | 989 | 8,6 |
| **4S 260/17A** | 5,0 | 3,7 | 107 | 90 | 86 | 80 | 74 | 67 | 59 | 51 | 42 | 32 | | 1092 | 10,1 |
| **4S 260/19A** | 5,5 | 4,0 | 120 | 102 | 97 | 91 | 89 | 76 | 68 | 58 | 48 | 37 | | 1195 | 11,0 |
| **4S 260/26A** | 7,5 | 5,5 | 163 | 136 | 129 | 120 | 111 | 100 | 87 | 75 | 61 | 48 | | 1559 | 14,3 |

| TYPE | P2 | | Q (m³/h - l/min) | | | | | | | | | | | | | | | DNM | Lenght | Weight |
|---|---|---|---|---|---|---|---|---|---|---|---|---|---|---|---|---|---|---|---|---|
| | | | 0 | 8,4 | 9,6 | 10,8 | 12 | 13 | 14,4 | 16 | 17 | 18 | 19 | 20 | 22 | 23 | 24 | | | |
| | | | 0 | 140 | 160 | 180 | 200 | 220 | 240 | 260 | 280 | 300 | 320 | 340 | 360 | 380 | 400 | | | |
| | | | H (m) | | | | | | | | | | | | | | | | | |
| | (HP) | (kW) | | | | | | | | | | | | | | | | | mm | Kg |
| **4S 400/8A** | 3,0 | 2,2 | 51 | 41 | 39 | 37 | 35 | 33 | 31 | 29 | 27 | 24 | 22 | 20 | 17 | 14 | 12 | 2″ | 676 | 6,3 |
| **4S 400/11A** | 4,0 | 3,0 | 70 | 57 | 54 | 52 | 49 | 47 | 44 | 41 | 38 | 34 | 31 | 28 | 24 | 21 | 18 | | 880 | 8,1 |
| **4S 400/13A** | 5,0 | 3,7 | 81 | 67 | 64 | 61 | 58 | 55 | 52 | 48 | 45 | 41 | 38 | 34 | 30 | 26 | 22 | | 1013 | 9,3 |
| **4S 400/15A** | 5,5 | 4,0 | 97 | 79 | 76 | 73 | 69 | 66 | 63 | 58 | 54 | 50 | 46 | 41 | 36 | 32 | 27 | | 1149 | 10,5 |
| **4S 400/20A** | 7,5 | 5,5 | 125 | 102 | 98 | 94 | 89 | 84 | 79 | 74 | 70 | 65 | 60 | 54 | 48 | 43 | 37 | | 1489 | 13,5 |

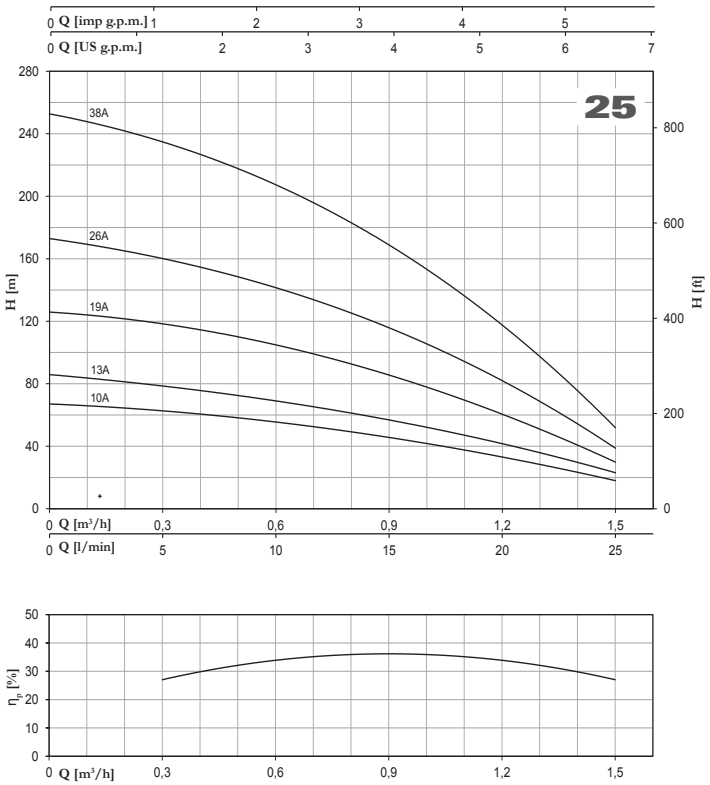
25
Q [imp g.p.m.]
Q [US g.p.m.]
H [m]
H [ft]
38A
26A
19A
13A
10A
Q [m³/h]
Q [l/min]
ηp [%]

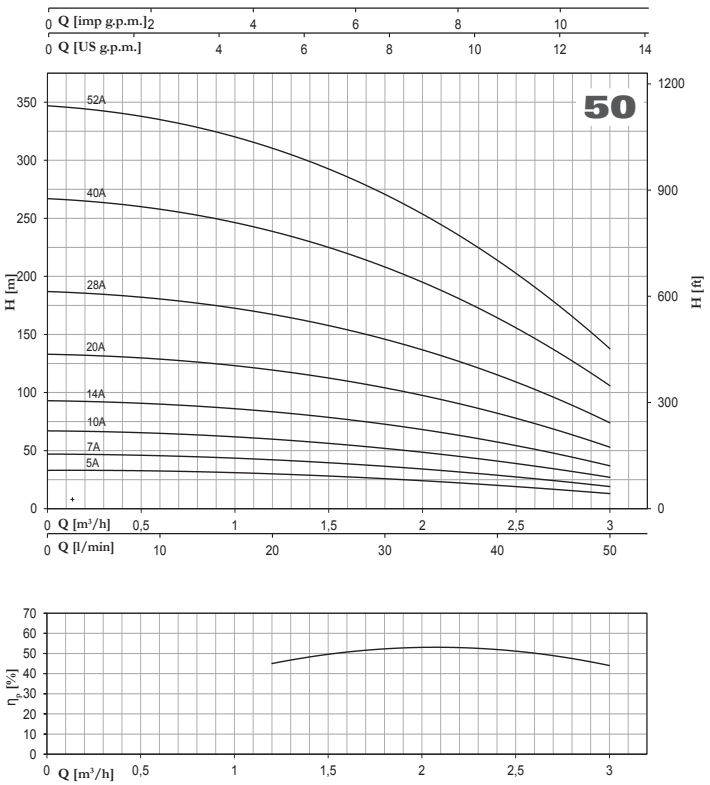
50
Q [imp g.p.m.]
Q [US g.p.m.]
H [m]
H [ft]
52A
40A
28A
20A
14A
10A
7A
5A
Q [m³/h]
Q [l/min]
ηp [%]

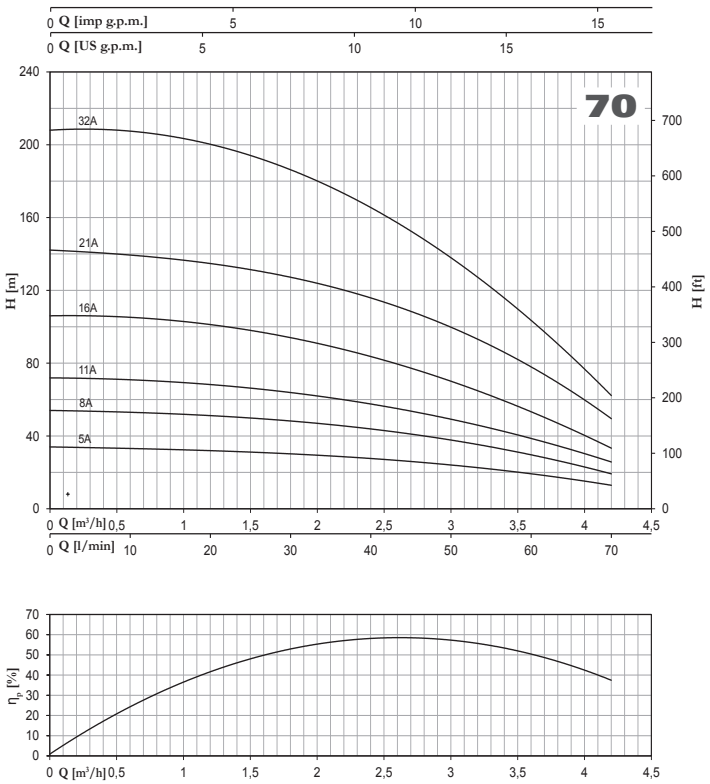
70
Q [imp g.p.m.]
Q [US g.p.m.]
H [m]
H [ft]
32A
21A
16A
11A
8A
5A
Q [m³/h]
Q [l/min]
ηp [%]

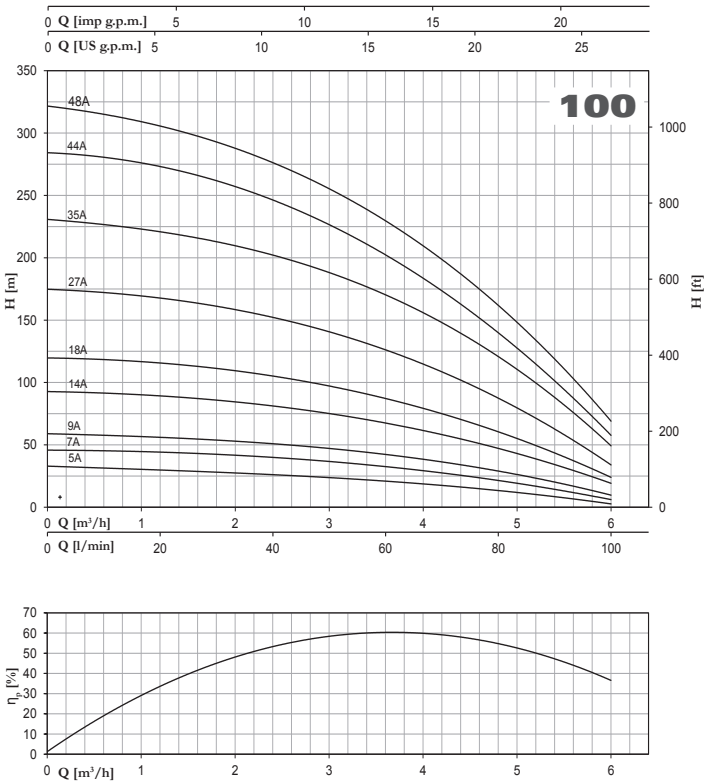
100
Q [imp g.p.m.]
Q [US g.p.m.]
H [m]
H [ft]
48A
44A
35A
27A
18A
14A
9A
7A
5A
Q [m³/h]
Q [l/min]
ηp [%]

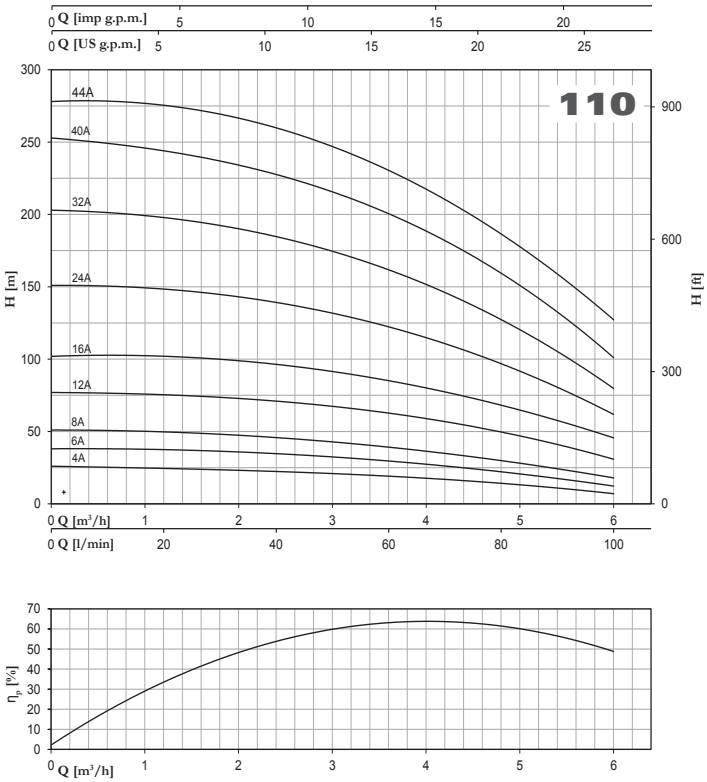
110
Q [imp g.p.m.]
Q [US g.p.m.]
H [m]
H [ft]
44A
40A
32A
24A
16A
12A
8A
6A
4A
Q [m³/h]
Q [l/min]
ηp [%]

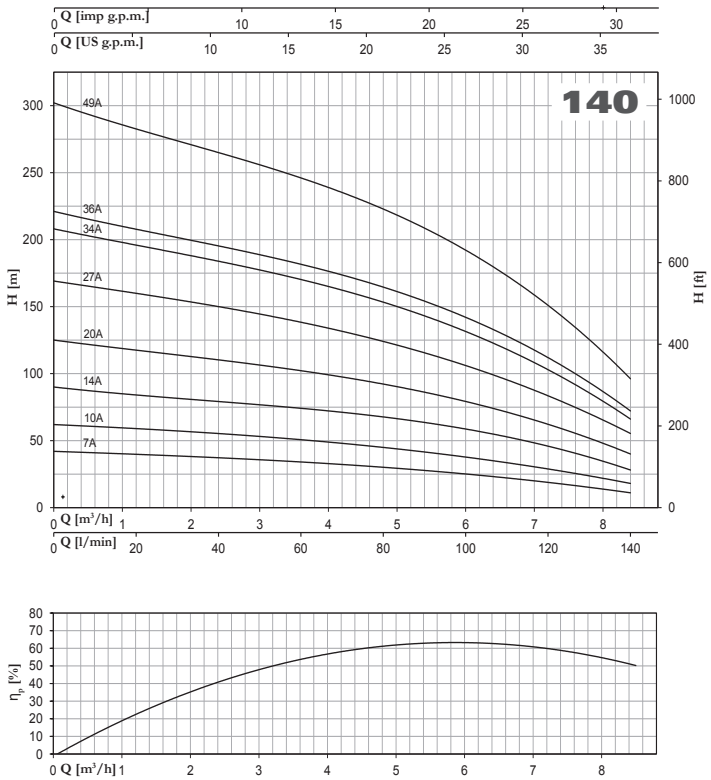
140
Q [imp g.p.m.]
Q [US g.p.m.]
H [m]
H [ft]
49A
36A
34A
27A
20A
14A
10A
7A
Q [m³/h]
Q [l/min]
ηp [%]

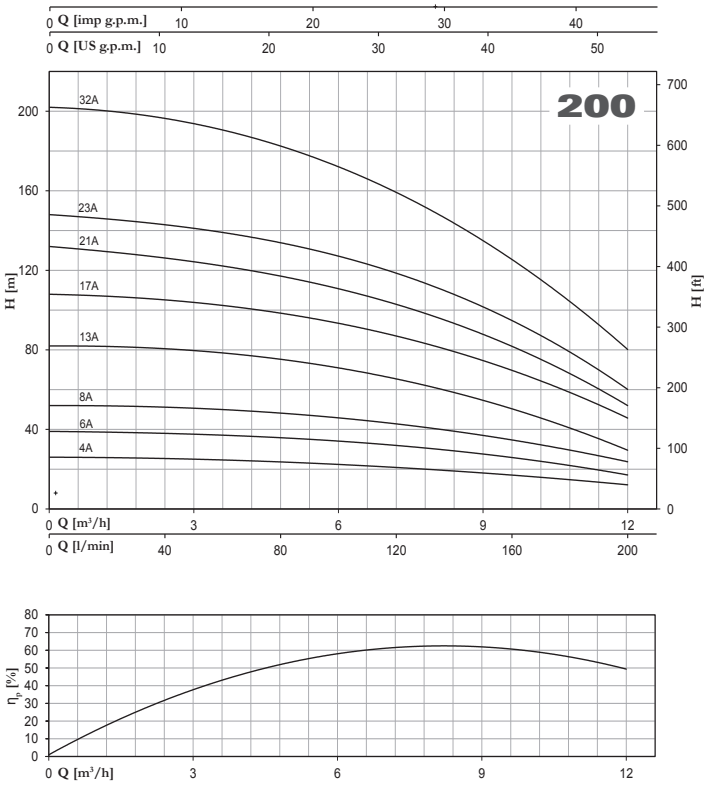
200
Q [imp g.p.m.]
Q [US g.p.m.]
H [m]
H [ft]
32A
23A
21A
17A
13A
8A
6A
4A
Q [m³/h]
Q [l/min]
ηp [%]

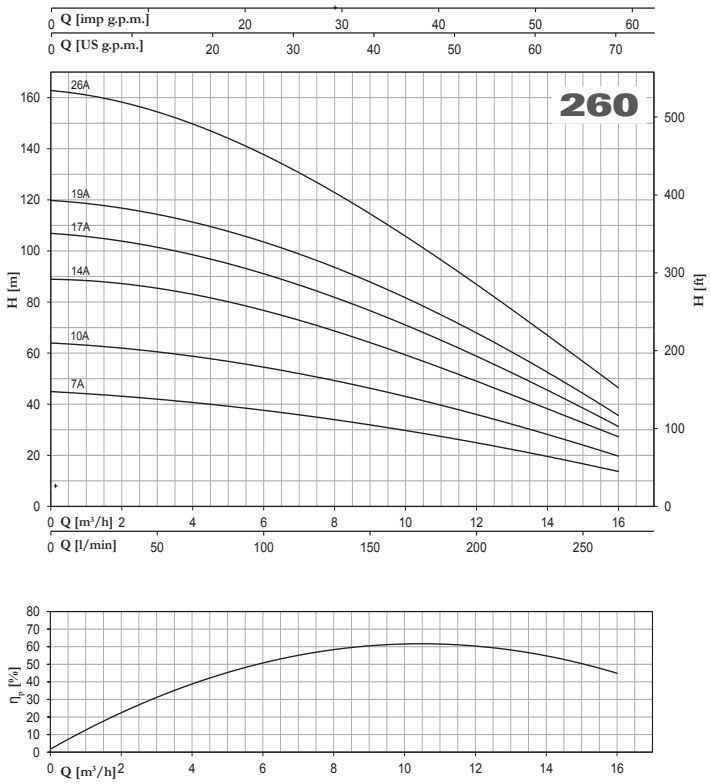
260
Q [imp g.p.m.]
Q [US g.p.m.]
H [m]
H [ft]
26A
19A
17A
14A
10A
7A
Q [m³/h]
Q [l/min]
ηp [%]

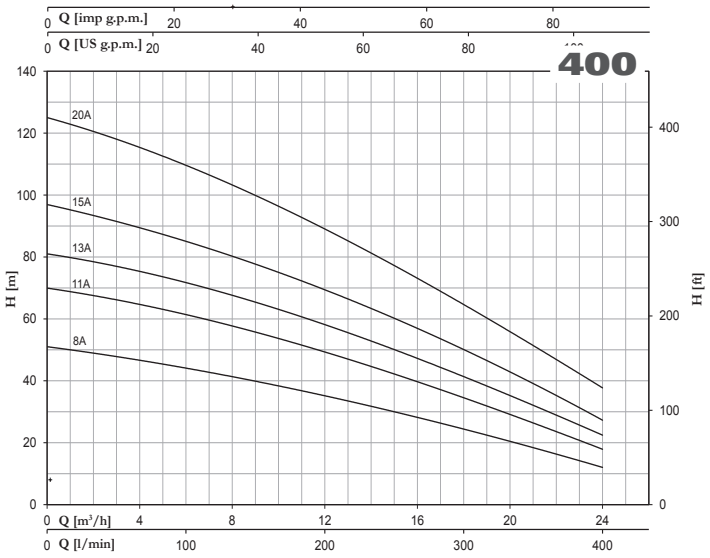
Q [imp g.p.m.]
Q [US g.p.m.]
400
20A
15A
13A
11A
8A
H [m]
H [ft]
Q [m³/h]
Q [l/min]

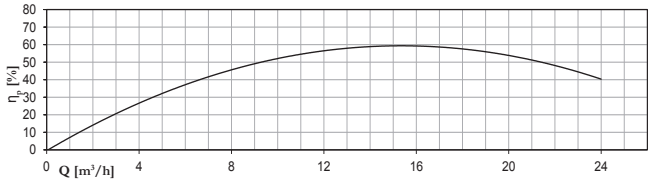
η p [%]
Q [m³/h]

## Chiave di denominazione L:

6 L R G * 36 / 12 - 4 --

**Sigla Motore** se presente

**4 **** = Attacco flangia motore

**12** = N° stadi

**36** = Portata Nominale ($m^3/h$) al BEP

**G** = Versione Ghisa
**S** = Versione AISI304
**X** = Versione AISI 316
**D** = Versione Acciaio Duplex
**L** = Versione AISI 904L

**R** = Versione Radiale
**M** = Versione Semi-assiale

**L** = Nome Linea

**6** = Diametro in pollici della pompa

***** = Lettera minuscola presente solo se materiale girante diverso da pompa (es. d= Duplex).
**4**** = Presente solo se taglia flangia motore è diversa dalla taglia pompa.

## L Legend:

6 L R G * 36 / 12 - 4 --

**Motor model** if included

**4 **** = Motor Flange

**12** = Pump Stage number

**36** = Nominal flow ($m^3/h$) at BEP

**G** = Cast Iron execution
**S** = AISI 304 execution
**X** = AISI 316 execution
**D** = Duplex execution
**L** = AISI 904L execution

**R** = Radial version
**M** = Semi-axial version

**L** = Family name

**6** = Pump size in inches

***** = Lowercase letter, is shown only if impeller material is different than pump (ex. d=Duplex).
**4**** = Motor flange size, it is not shown if it is the same of the pump.

## Claves de denominación L:

6 L R G * 36 / 12 - 4 --

- **Sigla del motor** si está presente
- **4 **** = Conexión de la brida del motor
- **12** = N° de fase
- **36** = Caudal nominal ($m^3/h$) en BEP
- **G** = Versión de hierro fundido
  **S** = Versión AISI304
  **X** = Versión AISI 316
  **D** = Versión de acero dúplex
  **L** = Versión AISI 904L
- **R** = Versión radial
  **M** = Versión semiaxial
- **L** = Nombre de la línea
- **6** = Diámetro en pulgadas de la bomba

***** = Letra en minúscula, insertada solo si el material del impulsor es diferente al de la bomba (es. d= Duplex).
**4**** = Conexión de la brida del motor: se omite si la brida del motor es del mismo tamaño que la bomba.

## Légende pour la dénomination L:

6 L R G * 36 / 12 - 4 --

- **Sigle moteur** si présent
- **4 **** = Raccord à bride du moteur
- **12** = Nombre d'étages
- **36** = Débit nominal ($m^3/h$) au PRM
- **G** = Cast Iron execution
  **S** = AISI 304 execution
  **X** = AISI 316 execution
  **D** = Duplex execution
  **L** = AISI 904L execution
- **R** = Version radiale
  **M** = Version semi-axiale
- **L** = Nom de ligne
- **6** = Diamètre en pouces de la pompe

***** = Lettre en minuscule, insérée seulement si le matériau de l'hélice est différent de celui de la pompe (ex. d=Duplex).
**4**** = raccord à bride du moteur : il est omis si la bride du moteur est de la même taille que la pompe.

# Elettropompe Sommerse 4” Radiali

# 4” Borehole Radial Pumps

# Bombas para Pozos 4” Radiales

# Pompes puor Puits de 4” Radiales



| CARATTERISTICHE COSTRUTTIVE / CONSTRUCTION FEATURES<br>CARACTERÍSTICAS CONSTRUCTIVAS / CARACTÉRISTIQUES D'EXÉCUTION | |
|---|---|
| Bocca di mandata<br>Delivery outlet<br>Boca de impulsión<br>Bouche de refoulement | **AISI 304** |
| Camicia esterna<br>External jacket<br>Camisa exterior<br>Chemise extérieur | **AISI 304** |
| Giranti e diffusori<br>Impellers and diffusers<br>Rodetes y difusores<br>Turbines et diffuseurs | **policarbonato alimentare Lexan/Noryl**<br>**foodstuff polycarbonate Lexan/ Noryl**<br>**policarbonato alimentario Lexan/Noryl**<br>**polycarbonate alimentaire Lexan/Noryl** |
| Bronzina superiore<br>Upper bushings<br>Cojinete superior<br>Coussinet de bague supérieur | **gomma NBR**<br>**NBR rubber**<br>**goma NBR**<br>**caoutchouc NBR** |
| Albero corpo pompa<br>Shaft pump side<br>Eje cuerpo bomba<br>Arbre pompe | **AISI 420** |
| Quantità di sabbia nell'acqua<br>Quantity of sand in the water<br>Cantidad de arena en el agua<br>Quantité de sable dans l'eau | **max 300 gr/m³** |
| **MOTORE / MOTOR / MOTOR / MOTEUR** | |
| Asincrono 2 poli | incapsulato non riavvolgibile<br>o riavvolgibile in bagno d'olio |
| Asynchronous 2 pole | encapsulated not rewindable<br>or rewindable oil cooled |
| Asíncrono 2 polos | encapsulado no bobinable<br>o bobinable en baño de aceite |
| Asinchrone 2 pôles | encapsulé non re-enroulable<br>enroulable en bain d'huile |
| Classe di isolamento<br>Insulation class<br>Clase de aislamiento<br>Classe d'isolation | **F** |
| Grado di protezione<br>Protection degree<br>Grado de protección<br>protection | **IP68** |
| Temperatura del liquido<br>Liquid temperature<br>Temperatura del liquído<br>Température du liquide | **max 30 °C** |

Pompe sommerse centrifughe multistadio per pozzi da 4".
Valvola di ritegno incorporata nella bocca di mandata. Flangia di accoppiamento al motore secondo la normativa NEMA.
Applicazioni civili e agricole sono tra le più comuni.

Submersible multistage centrifugal pumps for 4" wells. Check valve built into the delivery outlet. Pump flange for coupling with motors are made according to NEMA standards. Most common applications are civil and agricultural.

Bombas sumergibles para pozos de 4". Válvula de retención incorporada en la boca de impulsión. Brida de conexión al motor según norma NEMA. Utilizadas en particular para aplicaciones civiles y agrícolas.

Pompes immergées centrifuges multietagées pour puits de 4".
Clapet de retenue incorporé dans l'orifice de refoulement.
Bride d'accouplement au moteur est exécutèe selon normes NEMA.
Les applications civiles et agricoles sont parmi les plus communes.

# 4” 4L 2

| Motor 50 Hz - 2900 rpm | | | | | | | Q | | | | | | | |
|---|---|---|---|---|---|---|---|---|---|---|---|---|---|---|
| TYPE | Power | | 1~ 230 V | | 400 V | l/min | 0 | 5 | 10 | 15 | 20 | 25 | 30 | 35 |
| | | | | | | l/sec | 0 | 0,08 | 0,17 | 0,25 | 0,33 | 0,42 | 0,50 | 0,58 |
| | (HP) | (kW) | A | µF | A | m³/h | 0 | 0,3 | 0,6 | 0,9 | 1,2 | 1,5 | 1,8 | 2,1 |
| **4L 2/08** | 0,5 | 0,37 | 3,5 | 16 | 1,2 | H[m] | 46 | 45 | 44 | 42 | 38 | 33 | 27 | 21 |
| **4L 2/13** | 0,75 | 0,55 | 4,9 | 20 | 1,7 | | 74 | 73 | 71 | 68 | 62 | 54 | 44 | 33 |
| **4L 2/17** | 1 | 0,75 | 6,5 | 30 | 2,2 | | 97 | 96 | 93 | 89 | 81 | 70 | 58 | 44 |
| **4L 2/25** | 1,5 | 1,1 | 9,4 | 40 | 3 | | 143 | 141 | 137 | 131 | 119 | 104 | 85 | 64 |
| **4L 2/34** | 2 | 1,5 | 11,5 | 50 | 4 | | 194 | 191 | 187 | 178 | 162 | 141 | 116 | 87 |
| **4L 2/50** | 3 | 2,2 | 14,7 | 75 | 5,7 | | 286 | 281 | 274 | 261 | 239 | 207 | 170 | 129 |

| Motor 50 Hz 2900 rpm | Dimensions (mm) | | | | | Weight (kg) | | |
|---|---|---|---|---|---|---|---|---|
| TYPE | A 1~ 230 V | A 3~ 400 V | B | C 1~ | C 3~ | M 1~ | M 3~ | P |
| **4L 2/08** | 683 | - | 366 | 317 | - | 7 | - | 4 |
| **4L 2/13** | 801 | 781 | 464 | 337 | 317 | 8 | 8 | 5 |
| **4L 2/17** | 904 | 879 | 542 | 362 | 337 | 10 | 10 | 6 |
| **4L 2/25** | 1090 | 1060 | 698 | 392 | 362 | 12 | 12 | 8 |
| **4L 2/34** | 1295 | 1265 | 873 | 422 | 392 | 13 | 13 | 11 |
| **4L 2/50** | 1652 | 1637 | 1185 | 467 | 452 | 15 | 15 | 15 |

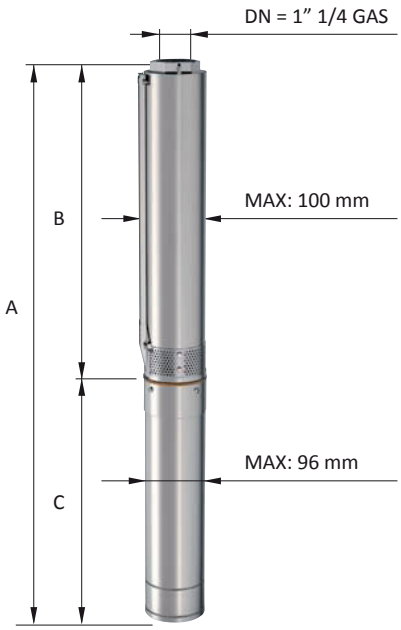


| | |
|---|---|
| **Max Eff. % =** | 40,5 |
| **Max kW / St. =** | 0,044 |

| Q (flow) | 25% | 50% | 75% | 100% |
|---|---|---|---|---|
| **NPSH (m)** | 2 | 2 | 2,2 | 2,7 |

MEI ≥ 0,4 (direttiva EU No. 547/2012 - regulation EU N. 547/2012)
Tolleranze secondo UNI ISO 9906 livello 3B - Tolerances according to UNI ISO 9906 grade 3B

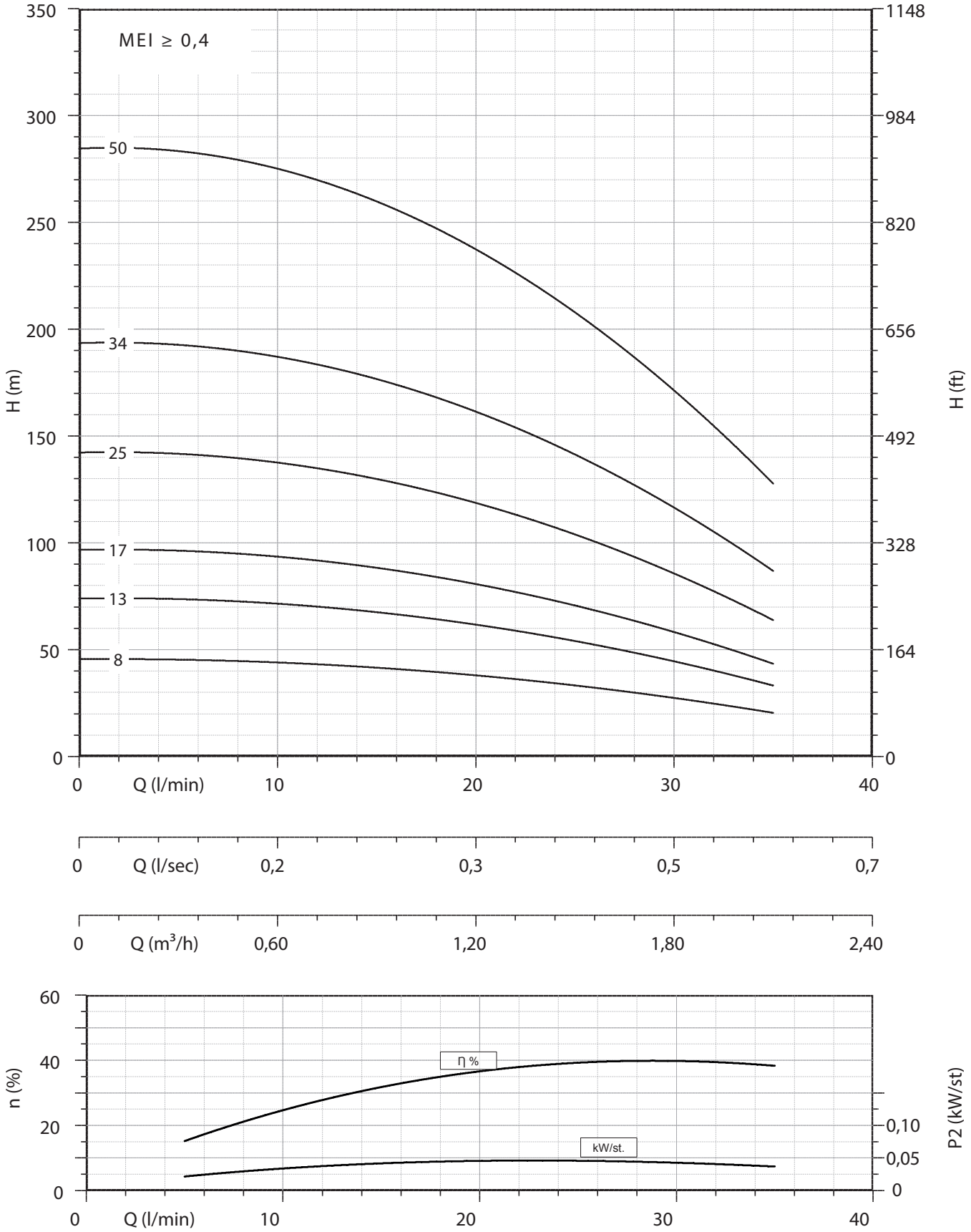


MEI ≥ 0,4 (direttiva EU No. 547/2012 - regulation EU N. 547/2012)
Tolleranze secondo UNI ISO 9906 livello 3B - Tolerances according to UNI ISO 9906 grade 3B

# 4” 4L 3

| Motor 50 Hz - 2900 rpm | | | | | | | Q | | | | | |
|---|---|---|---|---|---|---|---|---|---|---|---|---|
| TYPE | Power | | 1~ 230 V | | 400 V | l/min | 0 | 20 | 30 | 40 | 50 | 60 |
| | | | | | | l/sec | 0 | 0,33 | 0,50 | 0,67 | 0,83 | 1,00 |
| | (HP) | (kW) | A | µF | A | m³/h | 0 | 1,2 | 1,8 | 2,4 | 3 | 3,6 |
| **4L 3/07** | 0,5 | 0,37 | 3,5 | 16 | 1,2 | H[m] | 46 | 40 | 36 | 31 | 24 | 15 |
| **4L 3/10** | 0,75 | 0,55 | 4,9 | 20 | 1,7 | | 66 | 57 | 52 | 44 | 35 | 22 |
| **4L 3/14** | 1 | 0,75 | 6,5 | 30 | 2,2 | | 92 | 80 | 73 | 62 | 49 | 31 |
| **4L 3/21** | 1,5 | 1,1 | 9,4 | 40 | 3 | | 138 | 120 | 109 | 93 | 73 | 46 |
| **4L 3/28** | 2 | 1,5 | 11,5 | 50 | 4 | | 184 | 160 | 145 | 124 | 97 | 61 |
| **4L 3/41** | 3 | 2,2 | 14,7 | 75 | 5,7 | | 269 | 234 | 213 | 182 | 143 | 90 |
| **4L 3/56** | 4 | 3 | - | - | 7,4 | | 368 | 320 | 291 | 248 | 195 | 123 |
| **4L 3/70** | 5,5 | 4 | - | - | 10 | | 460 | 400 | 363 | 310 | 243 | 153 |

| Motor 50 Hz 2900 rpm | Dimensions (mm) | | | | | Weight (kg) | | |
|---|---|---|---|---|---|---|---|---|
| TYPE | A 1~ 230 V | A 3~ 400 V | B | C 1~ | C 3~ | M 1~ | M 3~ | P |
| **4L 3/07** | 681 | - | 364 | 317 | - | 7 | - | 4 |
| **4L 3/10** | 767 | 747 | 430 | 337 | 317 | 8 | 8 | 5 |
| **4L 3/14** | 880 | 855 | 518 | 362 | 337 | 10 | 10 | 6 |
| **4L 3/21** | 1064 | 1034 | 672 | 392 | 362 | 12 | 12 | 7 |
| **4L 3/28** | 1248 | 1218 | 826 | 422 | 392 | 13 | 13 | 9 |
| **4L 3/41** | 1579 | 1564 | 1112 | 467 | 452 | 15 | 15 | 12 |
| **4L 3/56** | - | 1999 | 1442 | - | 557 | - | 19 | 16 |
| **4L 3/70** | - | 2347 | 1750 | - | 597 | - | 22 | 20 |

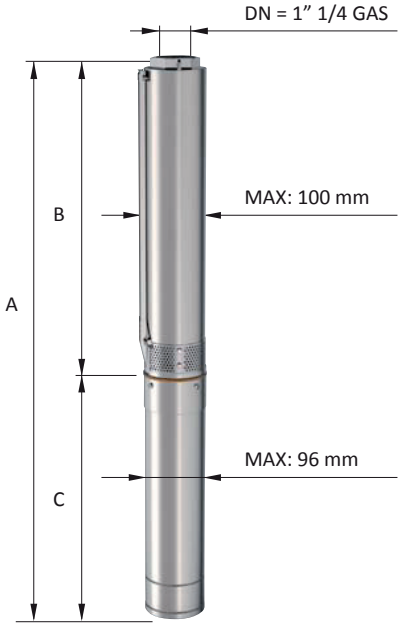


| | |
|---|---|
| **Max Eff. % =** | 56 |
| **Max kW / St. =** | 0,053 |

| Q (flow) | 25% | 50% | 75% | 100% |
|---|---|---|---|---|
| **NPSH (m)** | 2 | 2 | 2,5 | 3,2 |

MEI ≥ 0,4 (direttiva EU No. 547/2012 - regulation EU N. 547/2012)
Tolleranze secondo UNI ISO 9906 livello 3B - Tolerances according to UNI ISO 9906 grade 3B

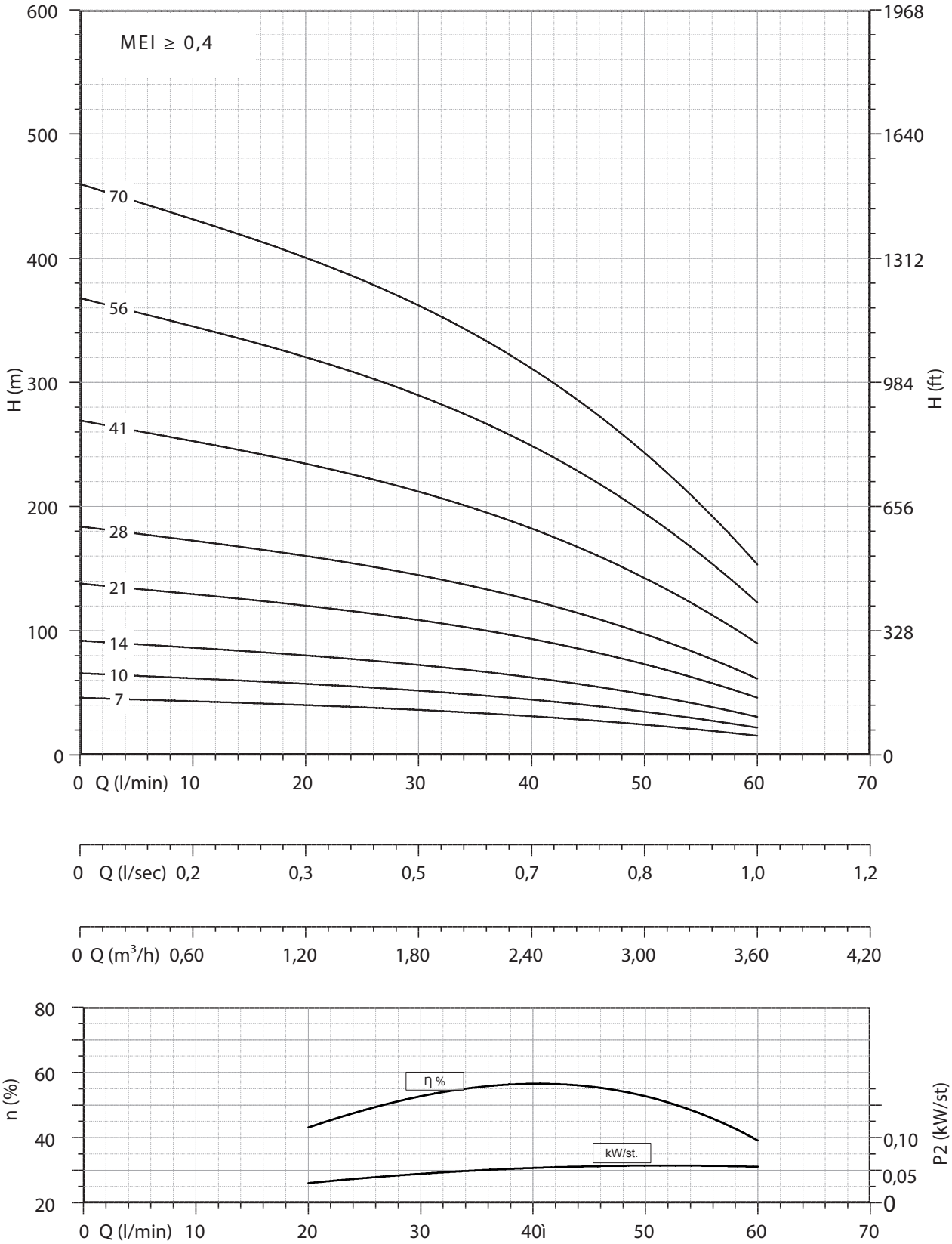


MEI ≥ 0,4 (direttiva EU No. 547/2012 - regulation EU N. 547/2012)
Tolleranze secondo UNI ISO 9906 livello 3B - Tolerances according to UNI ISO 9906 grade 3B

# 4” 4L 4

| Motor 50 Hz - 2900 rpm | | | | | | | Q | | | | | | | | |
|---|---|---|---|---|---|---|---|---|---|---|---|---|---|---|---|
| TYPE | Power | | 1~ 230 V | | 400 V | l/min | 0 | 20 | 30 | 40 | 50 | 60 | 70 | 80 | 90 |
| | | | | | | l/sec | 0 | 0,33 | 0,50 | 0,67 | 0,83 | 1,00 | 1,17 | 1,33 | 1,50 |
| | (HP) | (kW) | A | µF | A | m³/h | 0 | 1,2 | 1,8 | 2,4 | 3 | 3,6 | 4,2 | 4,8 | 5,4 |
| **4L 4/07** | 0,75 | 0,55 | 4,9 | 20 | 1,7 | | 46 | 46 | 44 | 41 | 37 | 32 | 27 | 20 | 12 |
| **4L 4/10** | 1 | 0,75 | 6,5 | 30 | 2,2 | | 66 | 65 | 63 | 59 | 53 | 46 | 38 | 28 | 18 |
| **4L 4/14** | 1,5 | 1,1 | 9,4 | 40 | 3 | | 93 | 91 | 88 | 82 | 74 | 65 | 53 | 39 | 25 |
| **4L 4/20** | 2 | 1,5 | 11,5 | 50 | 4 | H[m] | 133 | 130 | 126 | 118 | 106 | 93 | 76 | 56 | 35 |
| **4L 4/29** | 3 | 2,2 | 14,7 | 75 | 5,7 | | 192 | 189 | 183 | 170 | 154 | 134 | 111 | 82 | 51 |
| **4L 4/39** | 4 | 3 | - | - | 7,4 | | 258 | 254 | 246 | 229 | 207 | 180 | 149 | 110 | 68 |
| **4L 4/52** | 5,5 | 4 | - | - | 10 | | 345 | 338 | 328 | 306 | 276 | 241 | 198 | 146 | 91 |

| Motor 50 Hz 2900 rpm | Dimensions (mm) | | | | | Weight (kg) | | |
|---|---|---|---|---|---|---|---|---|
| TYPE | A 1~ 230 V | A 3~ 400 V | B | C 1~ | C 3~ | M 1~ | M 3~ | P |
| **4L 4/07** | 701 | 681 | 364 | 337 | 317 | 8 | 8 | 4 |
| **4L 4/10** | 792 | 767 | 430 | 362 | 337 | 10 | 10 | 5 |
| **4L 4/14** | 910 | 880 | 518 | 392 | 362 | 12 | 12 | 6 |
| **4L 4/20** | 1072 | 1042 | 650 | 422 | 392 | 13 | 13 | 7 |
| **4L 4/29** | 1315 | 1300 | 848 | 467 | 452 | 15 | 15 | 10 |
| **4L 4/39** | - | 1625 | 1068 | - | 557 | - | 19 | 12 |
| **4L 4/52** | - | 1951 | 1354 | - | 597 | - | 22 | 16 |

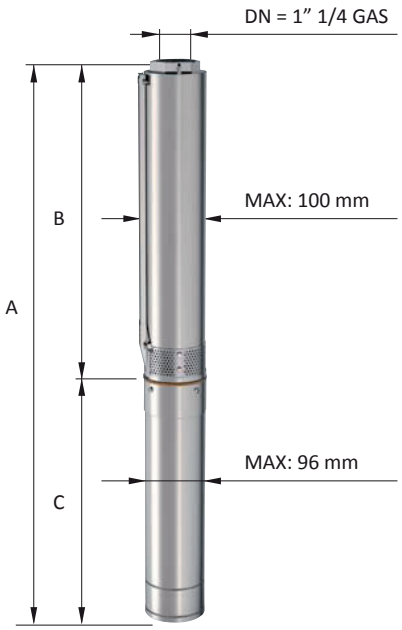


| | |
|---|---|
| **Max Eff. % =** | 64 |
| **Max kW / St. =** | 0,076 |

| Q (flow) | 25% | 50% | 75% | 100% |
|---|---|---|---|---|
| **NPSH (m)** | 2 | 2 | 2,5 | 3,2 |

MEI ≥ 0,4 (direttiva EU No. 547/2012 - regulation EU N. 547/2012)
Tolleranze secondo UNI ISO 9906 livello 3B - Tolerances according to UNI ISO 9906 grade 3B

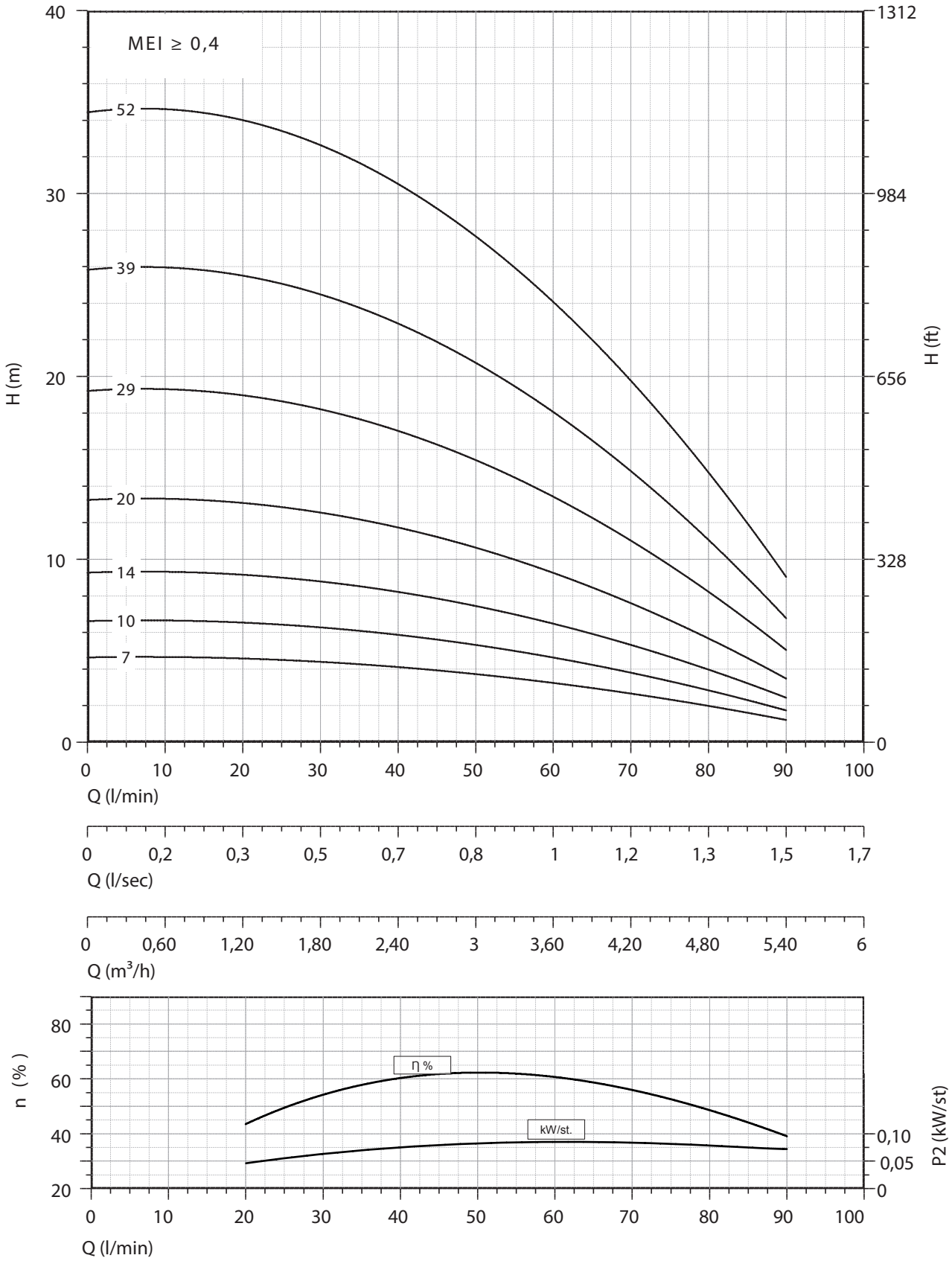


MEI ≥ 0,4 (direttiva EU No. 547/2012 - regulation EU N. 547/2012)
Tolleranze secondo UNI ISO 9906 livello 3B - Tolerances according to UNI ISO 9906 grade 3B

# 4” 4L 5

| Motor 50 Hz - 2900 rpm | | | | | | | Q | | | | | | | |
|---|---|---|---|---|---|---|---|---|---|---|---|---|---|---|
| TYPE | Power | | 1~ 230 V | | 400 V | l/min | 0 | 40 | 50 | 60 | 70 | 80 | 90 | 100 |
| | | | | | | l/sec | 0 | 0,67 | 0,83 | 1,00 | 1,17 | 1,33 | 1,50 | 1,67 |
| | (HP) | (kW) | A | µF | A | m³/h | 0 | 2,4 | 3 | 3,6 | 4,2 | 4,8 | 5,4 | 6 |
| 4L 5/06 | 0,75 | 0,55 | 4,9 | 20 | 1,7 | | 41 | 38 | 36 | 34 | 30 | 25 | 19 | 12 |
| 4L 5/08 | 1 | 0,75 | 6,5 | 30 | 2,2 | | 55 | 51 | 49 | 45 | 40 | 34 | 26 | 17 |
| 4L 5/12 | 1,5 | 1,1 | 9,4 | 40 | 3 | | 83 | 77 | 73 | 68 | 60 | 50 | 38 | 25 |
| 4L 5/16 | 2 | 1,5 | 11,5 | 50 | 4 | | 110 | 102 | 97 | 90 | 80 | 67 | 51 | 33 |
| 4L 5/23 | 3 | 2,2 | 14,7 | 75 | 5,7 | H[m] | 158 | 147 | 139 | 129 | 115 | 96 | 73 | 47 |
| 4L 5/32 | 4 | 3 | - | - | 7,4 | | 220 | 204 | 194 | 180 | 160 | 134 | 102 | 66 |
| 4L 5/42 | 5,5 | 4 | - | - | 10 | | 289 | 268 | 255 | 236 | 210 | 176 | 134 | 87 |
| 4L 5/52 | 7,5 | 5,5 | - | - | 13,5 | | 358 | 332 | 315 | 293 | 260 | 218 | 166 | 107 |
| 4L 5/68 | 10 | 7,5 | - | - | 18 | | 468 | 434 | 412 | 383 | 340 | 285 | 217 | 140 |

| Motor 50 Hz 2900 rpm | Dimensions (mm) | | | | | Weight (kg) | | |
|---|---|---|---|---|---|---|---|---|
| TYPE | A 1~ 230 V | A 3~ 400 V | B | C 1~ | C 3~ | M 1~ | M 3~ | P |
| 4L 5/06 | 679 | 659 | 342 | 337 | 317 | 8 | 8 | 4 |
| 4L 5/08 | 748 | 723 | 386 | 362 | 337 | 10 | 10 | 4,5 |
| 4L 5/12 | 866 | 836 | 474 | 392 | 362 | 12 | 12 | 6 |
| 4L 5/16 | 984 | 954 | 562 | 422 | 392 | 13 | 13 | 7 |
| 4L 5/23 | 1183 | 1168 | 716 | 467 | 452 | 15 | 15 | 9 |
| 4L 5/32 | - | 1471 | 914 | - | 557 | - | 19 | 12 |
| 4L 5/42 | - | 1731 | 1134 | - | 597 | - | 22 | 15 |
| 4L 5/52 | - | 2052 | 1354 | - | 698 | - | 27 | 18 |
| 4L 5/68 | - | 2524 | 1706 | - | 818 | - | 32 | 23 |

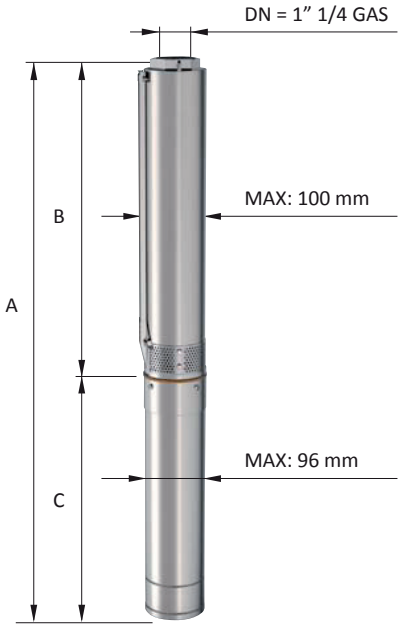


| | |
|---|---|
| Max Eff. % = | 63,5 |
| Max kW / St. = | 0,095 |

| Q (flow) | 25% | 50% | 75% | 100% |
|---|---|---|---|---|
| NPSH (m) | 2 | 2 | 2,5 | 3,2 |

MEI ≥ 0,4 (direttiva EU No. 547/2012 - regulation EU N. 547/2012)
Tolleranze secondo UNI ISO 9906 livello 3B - Tolerances according to UNI ISO 9906 grade 3B

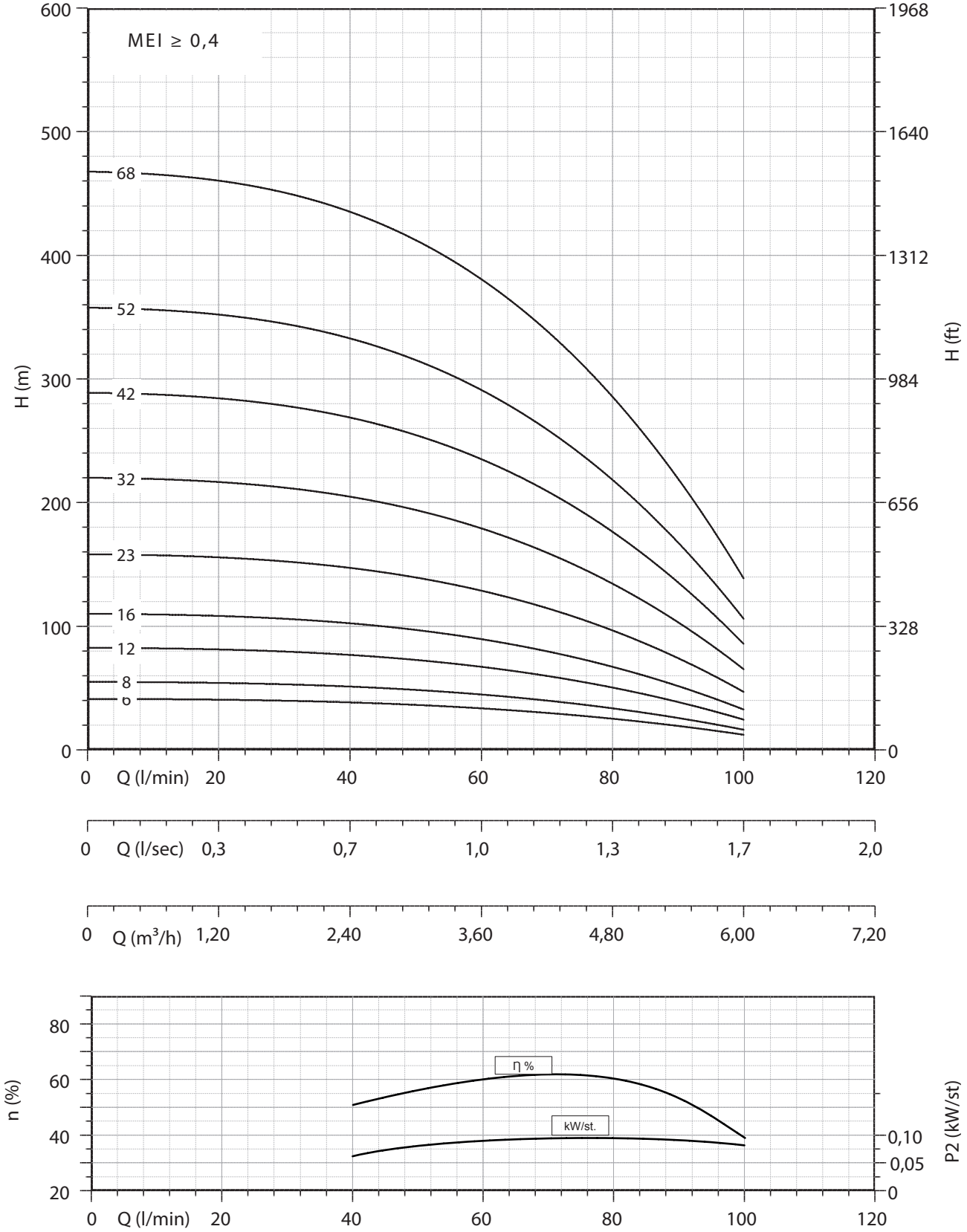


MEI ≥ 0,4 (direttiva EU No. 547/2012 - regulation EU N. 547/2012)
Tolleranze secondo UNI ISO 9906 livello 3B - Tolerances according to UNI ISO 9906 grade 3B

# 4” 4L 7

| Motor 50 Hz - 2900 rpm | | | | | | | Q | | | | | | | |
|---|---|---|---|---|---|---|---|---|---|---|---|---|---|---|
| TYPE | Power | | 1~ 230 V | | 400 V | l/min | 0 | 40 | 60 | 80 | 100 | 120 | 140 | 160 |
| | | | | | | l/sec | 0 | 0,67 | 1,00 | 1,33 | 1,67 | 2,00 | 2,33 | 2,67 |
| | (HP) | (kW) | A | µF | A | m³/h | 0 | 2,4 | 3,6 | 4,8 | 6 | 7,2 | 8,4 | 9,6 |
| 4L 7/04 | 0,75 | 0,55 | 4,9 | 20 | 1,7 | | 26 | 24 | 23 | 22 | 20 | 17 | 14 | 10 |
| 4L 7/06 | 1 | 0,75 | 6,5 | 30 | 2,2 | | 38 | 36 | 34 | 32 | 30 | 26 | 21 | 14 |
| 4L 7/09 | 1,5 | 1,1 | 9,4 | 40 | 3 | | 57 | 53 | 51 | 48 | 44 | 39 | 32 | 21 |
| 4L 7/12 | 2 | 1,5 | 11,5 | 50 | 4 | | 77 | 71 | 68 | 65 | 59 | 52 | 42 | 29 |
| 4L 7/17 | 3 | 2,2 | 14,7 | 75 | 5,7 | H[m] | 109 | 101 | 97 | 92 | 84 | 73 | 60 | 41 |
| 4L 7/23 | 4 | 3 | - | - | 7,4 | | 147 | 136 | 131 | 124 | 113 | 99 | 81 | 55 |
| 4L 7/31 | 5,5 | 4 | - | - | 10 | | 198 | 184 | 176 | 167 | 153 | 134 | 110 | 74 |
| 4L 7/42 | 7,5 | 5,5 | - | - | 13,5 | | 268 | 249 | 239 | 226 | 207 | 181 | 149 | 100 |
| 4L 7/56 | 10 | 7,5 | - | - | 18 | | 358 | 332 | 319 | 302 | 276 | 241 | 198 | 134 |

| Motor 50 Hz 2900 rpm | Dimensions (mm) | | | | | Weight (kg) | | |
|---|---|---|---|---|---|---|---|---|
| TYPE | A 1~ 230 V | A 3~ 400 V | B | C 1~ | C 3~ | M 1~ | M 3~ | P |
| 4L 7/04 | 667 | 647 | 330 | 337 | 317 | 8 | 8 | 3 |
| 4L 7/06 | 752 | 727 | 390 | 362 | 337 | 10 | 10 | 4 |
| 4L 7/09 | 872 | 842 | 480 | 392 | 362 | 12 | 12 | 5 |
| 4L 7/12 | 992 | 962 | 570 | 422 | 392 | 13 | 13 | 6 |
| 4L 7/17 | 1187 | 1172 | 720 | 467 | 452 | 15 | 15 | 8 |
| 4L 7/23 | - | 1457 | 900 | - | 557 | - | 19 | 10 |
| 4L 7/31 | - | 1737 | 1140 | - | 597 | - | 22 | 13 |
| 4L 7/42 | - | 2168 | 1470 | - | 698 | - | 27 | 16 |
| 4L 7/56 | - | 2708 | 1890 | - | 818 | - | 32 | 21 |

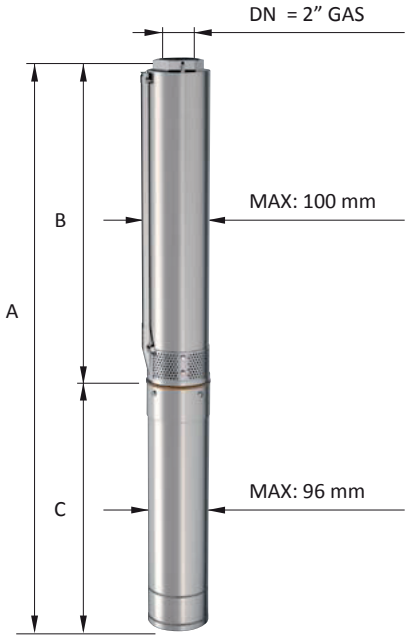


| | |
|---|---|
| Max Eff. % = | 65 |
| Max kW / St. = | 0,128 |

| Q (flow) | 25% | 50% | 75% | 100% |
|---|---|---|---|---|
| NPSH (m) | 2,2 | 2,2 | 2,7 | 3,5 |

MEI ≥ 0,4 (direttiva EU No. 547/2012 - regulation EU N. 547/2012)
Tolleranze secondo UNI ISO 9906 livello 3B - Tolerances according to UNI ISO 9906 grade 3B

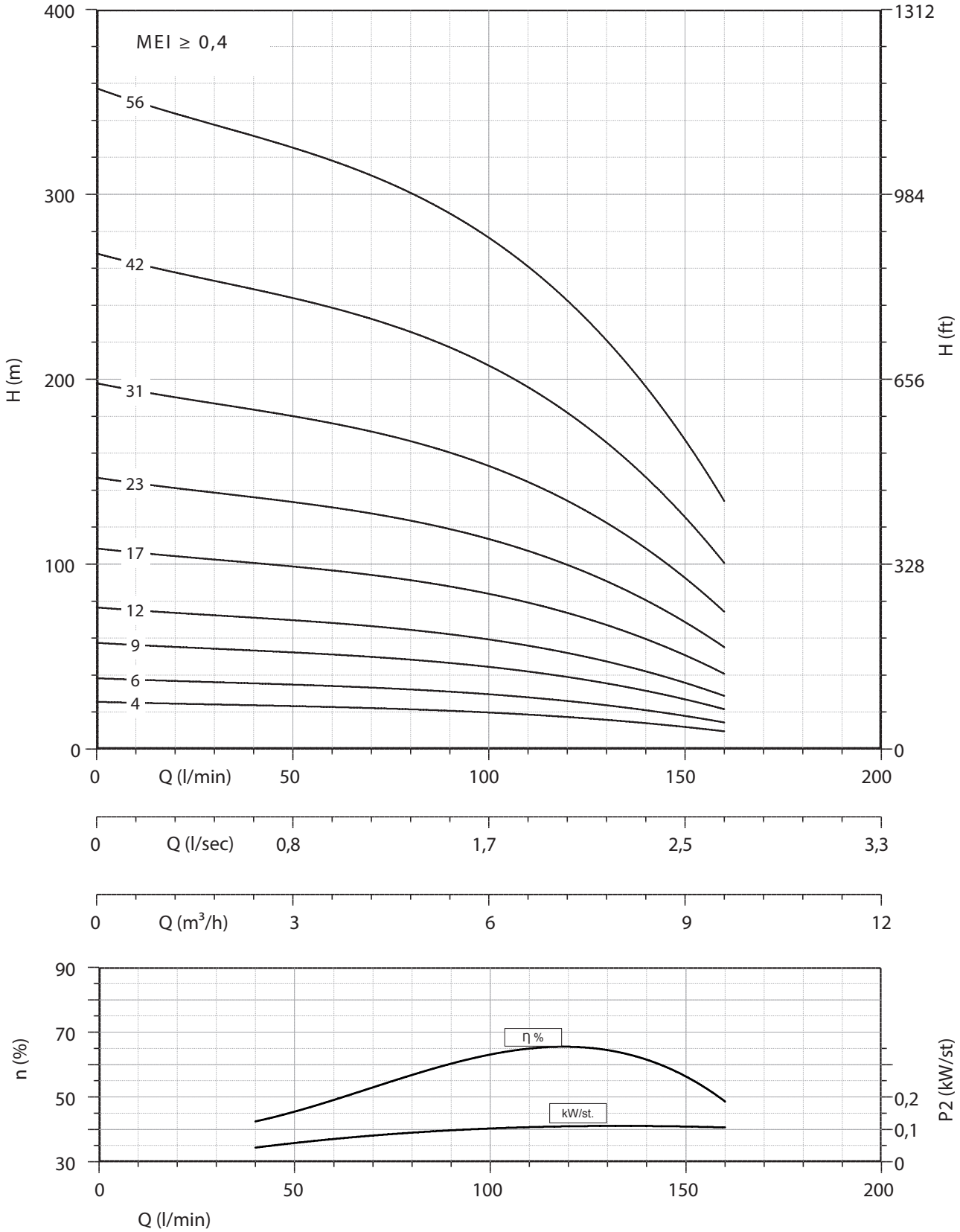


MEI ≥ 0,4 (direttiva EU No. 547/2012 - regulation EU N. 547/2012)
Tolleranze secondo UNI ISO 9906 livello 3B - Tolerances according to UNI ISO 9906 grade 3B

# 4” 4L 9

| Motor 50 Hz - 2900 rpm | | | | | | | Q | | | | | | | |
|---|---|---|---|---|---|---|---|---|---|---|---|---|---|---|
| TYPE | Power | | 1~ 230 V | | 400 V | l/min | 0 | 80 | 100 | 120 | 140 | 160 | 180 | 200 |
| | | | | | | l/sec | 0 | 1,33 | 1,67 | 2,00 | 2,33 | 2,67 | 3,00 | 3,33 |
| | (HP) | (kW) | A | µF | A | m³/h | 0 | 4,8 | 6 | 7,2 | 8,4 | 9,6 | 10,8 | 12 |
| 4L 9/04 | 1 | 0,75 | 6,5 | 30 | 2,2 | H[m] | 25 | 24 | 22 | 21 | 18 | 15 | 11 | 4 |
| 4L 9/07 | 1,5 | 1,1 | 9,4 | 40 | 3 | | 44 | 41 | 39 | 36 | 32 | 27 | 19 | 8 |
| 4L 9/09 | 2 | 1,5 | 11,5 | 50 | 4 | | 56 | 53 | 50 | 46 | 42 | 35 | 25 | 10 |
| 4L 9/13 | 3 | 2,2 | 14,7 | 75 | 5,7 | | 81 | 77 | 72 | 67 | 60 | 50 | 36 | 14 |
| 4L 9/18 | 4 | 3 | - | - | 7,4 | | 112 | 107 | 100 | 93 | 83 | 69 | 50 | 19 |
| 4L 9/24 | 5,5 | 4 | - | - | 10 | | 150 | 142 | 133 | 124 | 111 | 92 | 66 | 26 |
| 4L 9/31 | 7,5 | 5,5 | - | - | 13,5 | | 193 | 184 | 172 | 160 | 143 | 119 | 86 | 33 |
| 4L 9/42 | 10 | 7,5 | - | - | 18 | | 262 | 249 | 233 | 216 | 194 | 162 | 116 | 45 |

| Motor 50 Hz 2900 rpm | Dimensions (mm) | | | | | Weight (kg) | | |
|---|---|---|---|---|---|---|---|---|
| TYPE | A 1~ 230 V | A 3~ 400 V | B | C 1~ | C 3~ | M 1~ | M 3~ | P |
| 4L 9/04 | 692 | 667 | 330 | 362 | 337 | 10 | 10 | 3 |
| 4L 9/07 | 812 | 782 | 420 | 392 | 362 | 12 | 12 | 4 |
| 4L 9/09 | 902 | 872 | 480 | 422 | 392 | 13 | 13 | 5 |
| 4L 9/13 | 1067 | 1052 | 600 | 467 | 452 | 15 | 15 | 6 |
| 4L 9/18 | - | 1307 | 750 | - | 557 | - | 19 | 8 |
| 4L 9/24 | - | 1527 | 930 | - | 597 | - | 22 | 10 |
| 4L 9/31 | - | 1838 | 1140 | - | 698 | - | 27 | 12 |
| 4L 9/42 | - | 2288 | 1470 | - | 818 | - | 32 | 16 |

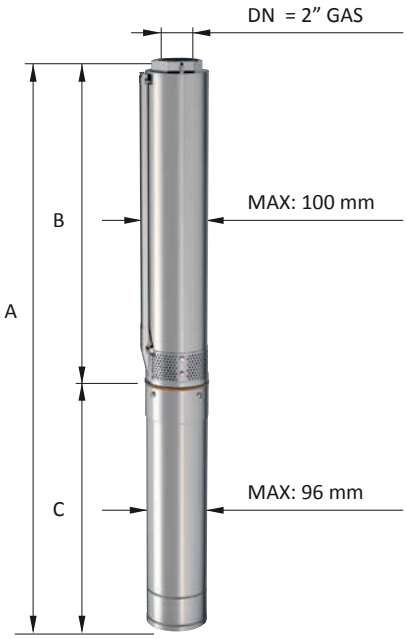


| | |
|---|---|
| Max Eff. % = | 64 |
| Max kW / St. = | 0,165 |

| Q (flow) | 25% | 50% | 75% | 100% |
|---|---|---|---|---|
| NPSH (m) | 2,2 | 2,2 | 3 | 4,8 |

MEI ≥ 0,4 (direttiva EU No. 547/2012 - regulation EU N. 547/2012)
Tolleranze secondo UNI ISO 9906 livello 3B - Tolerances according to UNI ISO 9906 grade 3B

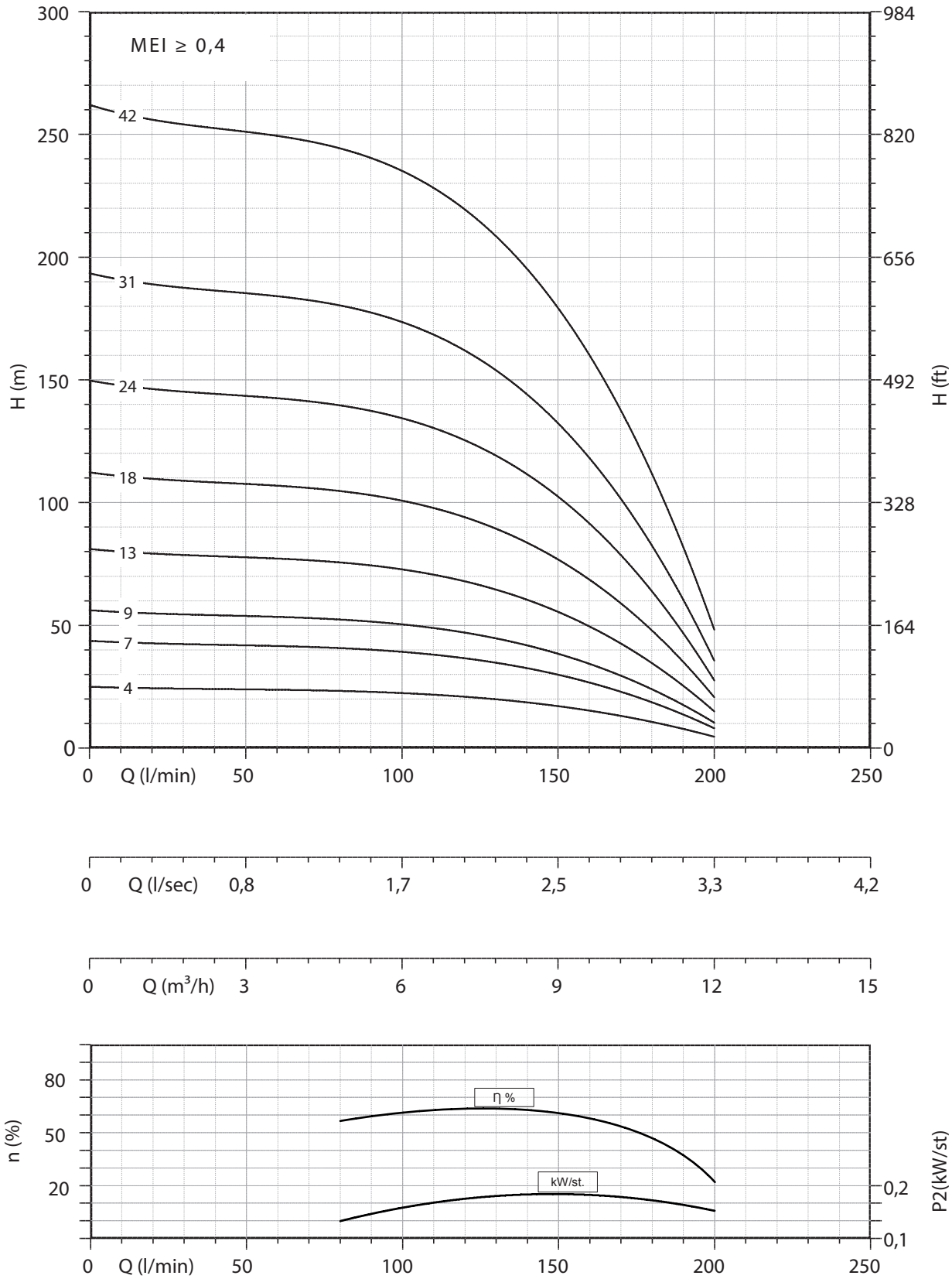


MEI ≥ 0,4 (direttiva EU No. 547/2012 - regulation EU N. 547/2012)
Tolleranze secondo UNI ISO 9906 livello 3B - Tolerances according to UNI ISO 9906 grade 3B

# 4” 4L 10

| Motor 50 Hz - 2900 rpm | | | | | | | Q | | | | | | | |
|---|---|---|---|---|---|---|---|---|---|---|---|---|---|---|
| TYPE | Power | | 1~ 230 V | | 400 V | l/min | 0 | 100 | 125 | 150 | 175 | 200 | 225 | 250 |
| | | | | | | l/sec | 0 | 1,67 | 2,08 | 2,50 | 2,92 | 3,33 | 3,75 | 4,17 |
| | (HP) | (kW) | A | µF | A | m³/h | 0 | 6 | 7 | 9 | 10,5 | 12 | 13,5 | 15 |
| 4L 10/04 | 1 | 0,75 | 6,5 | 30 | 2,2 | H[m] | 31 | 24 | 22 | 20 | 18 | 14 | 12 | 9 |
| 4L 10/05 | 1,5 | 1,1 | 9,4 | 40 | 3 | | 39 | 30 | 28 | 25 | 22 | 18 | 15 | 11 |
| 4L 10/07 | 2 | 1,5 | 11,5 | 50 | 4 | | 54 | 42 | 39 | 35 | 31 | 25 | 21 | 15 |
| 4L 10/10 | 3 | 2,2 | 14,7 | 75 | 5,7 | | 77 | 60 | 55 | 50 | 44 | 36 | 30 | 22 |
| 4L 10/14 | 4 | 3 | - | - | 7,4 | | 108 | 83 | 77 | 70 | 62 | 50 | 42 | 31 |
| 4L 10/19 | 5,5 | 4 | - | - | 10 | | 146 | 113 | 105 | 95 | 84 | 68 | 57 | 42 |
| 4L 10/26 | 7,5 | 5,5 | - | - | 13,5 | | 200 | 155 | 143 | 130 | 114 | 94 | 78 | 57 |
| 4L 10/35 | 10 | 7,5 | - | - | 18 | | 270 | 208 | 193 | 175 | 154 | 126 | 105 | 77 |

| Motor 50 Hz 2900 rpm | Dimensions (mm) | | | | | Weight (kg) | | |
|---|---|---|---|---|---|---|---|---|
| TYPE | A 1~ 230 V | A 3~ 400 V | B | C 1~ | C 3~ | M 1~ | M 3~ | P |
| 4L 10/04 | 736 | 711 | 374 | 362 | 337 | 10 | 10 | 4 |
| 4L 10/05 | 807 | 777 | 415 | 392 | 362 | 12 | 12 | 4 |
| 4L 10/07 | 919 | 889 | 497 | 422 | 392 | 13 | 13 | 5 |
| 4L 10/10 | 1087 | 1072 | 620 | 467 | 452 | 15 | 15 | 6 |
| 4L 10/14 | - | 1341 | 784 | - | 557 | - | 19 | 7 |
| 4L 10/19 | - | 1586 | 989 | - | 597 | - | 22 | 9 |
| 4L 10/26 | - | 1974 | 1276 | - | 698 | - | 27 | 12 |
| 4L 10/35 | - | 2463 | 1645 | - | 818 | - | 32 | 15 |

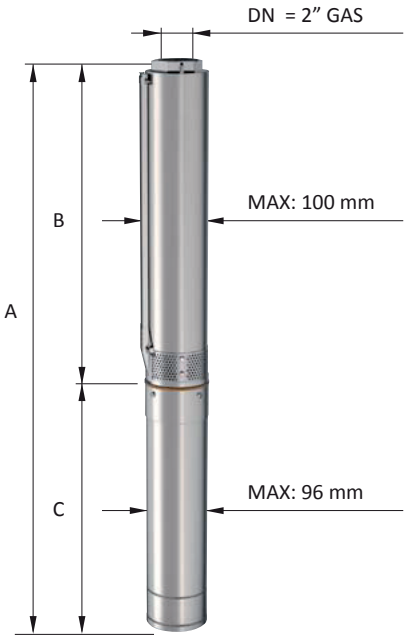


| | |
|---|---|
| Max Eff. % = | 60 |
| Max kW / St. = | 0,210 |

| Q (flow) | 25% | 50% | 75% | 100% |
|---|---|---|---|---|
| NPSH (m) | 2,2 | 2,2 | 3 | 4,8 |

MEI ≥ 0,4 (direttiva EU No. 547/2012 - regulation EU N. 547/2012)
Tolleranze secondo UNI ISO 9906 livello 3B - Tolerances according to UNI ISO 9906 grade 3B

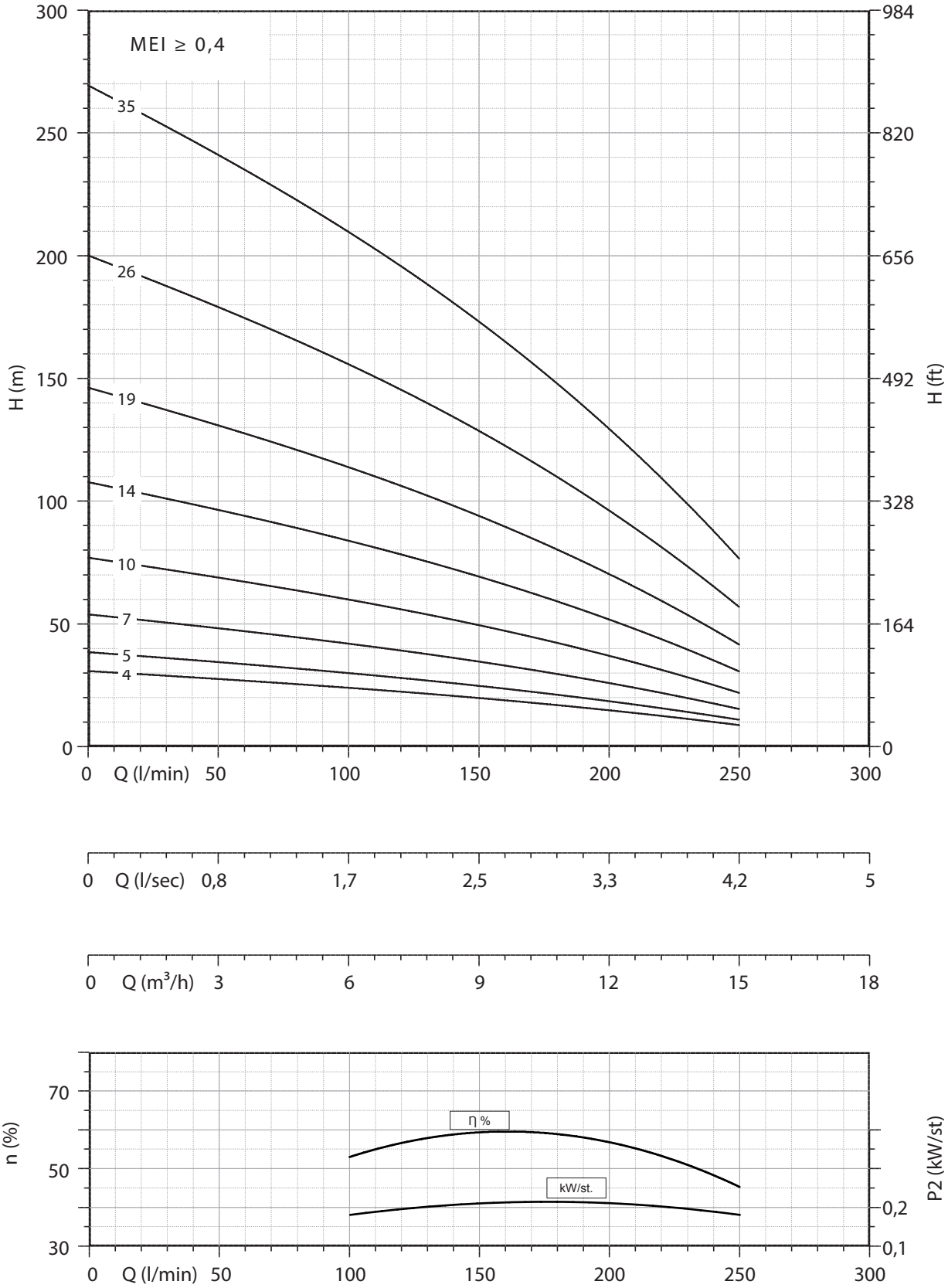


MEI ≥ 0,4 (direttiva EU No. 547/2012 - regulation EU N. 547/2012)
Tolleranze secondo UNI ISO 9906 livello 3B - Tolerances according to UNI ISO 9906 grade 3B

# 4” 4L 12

| Motor 50 Hz - 2900 rpm | | | | | | | Q | | | | | | | |
|---|---|---|---|---|---|---|---|---|---|---|---|---|---|---|
| TYPE | Power | | 1~ 230 V | | 400 V | l/min | 0 | 150 | 175 | 200 | 225 | 250 | 275 | 300 |
| | | | | | | l/sec | 0 | 2,50 | 2,92 | 3,33 | 3,75 | 4,17 | 4,58 | 5,00 |
| | (HP) | (kW) | A | µF | A | m³/h | 0 | 9 | 10,5 | 12 | 13,5 | 15,0 | 16,5 | 18 |
| 4L 12/04 | 1,5 | 1,1 | 9,4 | 40 | 3 | | 28 | 22 | 20 | 17 | 15 | 12 | 8 | 4 |
| 4L 12/05 | 2 | 1,5 | 11,5 | 50 | 4 | | 35 | 28 | 26 | 22 | 18 | 15 | 10 | 5 |
| 4L 12/07 | 3 | 2,2 | 14,7 | 75 | 5,7 | | 49 | 39 | 36 | 30 | 26 | 21 | 14 | 7 |
| 4L 12/10 | 4 | 3 | - | - | 7,4 | H[m] | 70 | 56 | 51 | 43 | 37 | 29 | 20 | 9 |
| 4L 12/13 | 5,5 | 4 | - | - | 10 | | 91 | 72 | 66 | 56 | 48 | 38 | 26 | 12 |
| 4L 12/18 | 7,5 | 5,5 | - | - | 13,5 | | 126 | 100 | 92 | 78 | 66 | 53 | 36 | 17 |
| 4L 12/24 | 10 | 7,5 | - | - | 18 | | 168 | 133 | 123 | 104 | 88 | 71 | 48 | 23 |

| Motor 50 Hz 2900 rpm | Dimensions (mm) | | | | | Weight (kg) | | |
|---|---|---|---|---|---|---|---|---|
| TYPE | A 1~ 230 V | A 3~ 400 V | B | C 1~ | C 3~ | M 1~ | M 3~ | P |
| 4L 12/04 | 766 | 736 | 374 | 392 | 362 | 12 | 12 | 4 |
| 4L 12/05 | 837 | 807 | 415 | 422 | 392 | 13 | 13 | 4 |
| 4L 12/07 | 964 | 949 | 497 | 467 | 452 | 15 | 15 | 5 |
| 4L 12/10 | - | 1177 | 620 | - | 557 | - | 19 | 6 |
| 4L 12/13 | - | 1340 | 743 | - | 597 | - | 22 | 7 |
| 4L 12/18 | - | 1646 | 948 | - | 698 | - | 27 | 9 |
| 4L 12/24 | - | 2012 | 1194 | - | 818 | - | 32 | 12 |

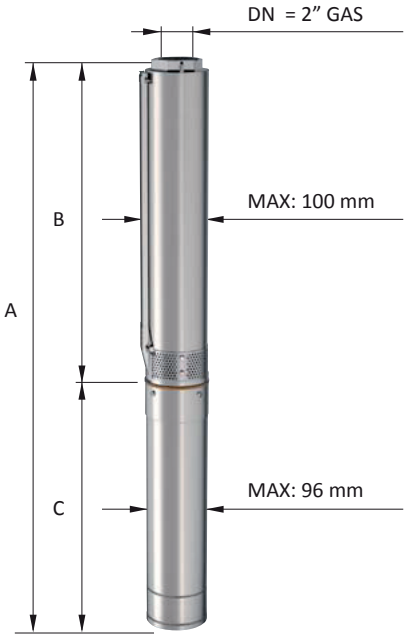


| | |
|---|---|
| Max Eff. % = | 57 |
| Max kW / St. = | 0,308 |

| Q (flow) | 25% | 50% | 75% | 100% |
|---|---|---|---|---|
| NPSH (m) | 2,2 | 2,2 | 3 | 4,8 |

MEI ≥ 0,4 (direttiva EU No. 547/2012 - regulation EU N. 547/2012)
Tolleranze secondo UNI ISO 9906 livello 3B - Tolerances according to UNI ISO 9906 grade 3B

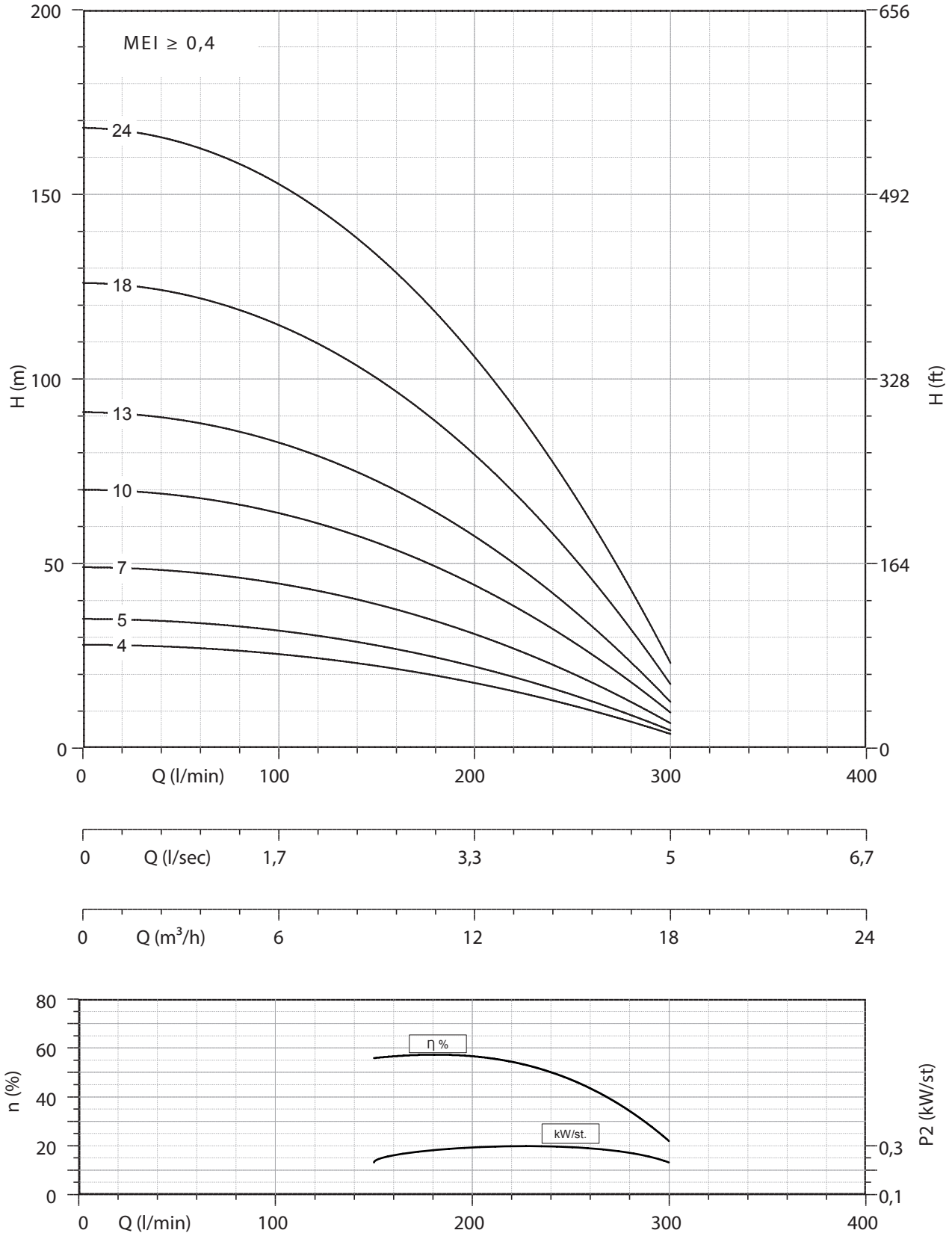


MEI ≥ 0,4 (direttiva EU No. 547/2012 - regulation EU N. 547/2012)
Tolleranze secondo UNI ISO 9906 livello 3B - Tolerances according to UNI ISO 9906 grade 3B

# 4” 4L 16

| Motor 50 Hz - 2900 rpm | | | | | | | Q | | | | | | |
|---|---|---|---|---|---|---|---|---|---|---|---|---|---|
| TYPE | Power | | 1~ 230 V | | 400 V | l/min | 0 | 150 | 200 | 250 | 300 | 350 | 400 |
| | | | | | | l/sec | 0 | 2,50 | 3,33 | 4,17 | 5,00 | 5,83 | 6,67 |
| | (HP) | (kW) | A | µF | A | m³/h | 0 | 9 | 12 | 15 | 18 | 21 | 24 |
| **4L 16/05** | 1,5 | 1,1 | 9,4 | 40 | 3 | | 28 | 22 | 19 | 17 | 14 | 9 | 2,2 |
| **4L 16/07** | 2 | 1,5 | 11,5 | 50 | 4 | | 39 | 30 | 27 | 24 | 19 | 12 | 3,1 |
| **4L 16/10** | 3 | 2,2 | 14,7 | 75 | 5,7 | | 56 | 43 | 39 | 34 | 27 | 17 | 4,4 |
| **4L 16/14** | 4 | 3 | - | - | 7,4 | H[m] | 78 | 61 | 54 | 48 | 38 | 24 | 6 |
| **4L 16/19** | 5,5 | 4 | - | - | 10 | | 106 | 82 | 74 | 65 | 52 | 33 | 8 |
| **4L 16/23** | 7,5 | 5,5 | - | - | 13,5 | | 128 | 100 | 89 | 79 | 63 | 40 | 10 |
| **4L 16/32** | 10 | 7,5 | - | - | 18 | | 178 | 139 | 124 | 110 | 87 | 55 | 14 |

| Motor 50 Hz 2900 rpm | Dimensions (mm) | | | | | Weight (kg) | | |
|---|---|---|---|---|---|---|---|---|
| TYPE | A 1~ 230 V | A 3~ 400 V | B | C 1~ | C 3~ | M 1~ | M 3~ | P |
| **4L 16/05** | 967 | 937 | 575 | 392 | 362 | 12 | 12 | 5 |
| **4L 16/07** | 1143 | 1113 | 721 | 422 | 392 | 13 | 13 | 6 |
| **4L 16/10** | 1407 | 1392 | 940 | 467 | 452 | 15 | 15 | 8 |
| **4L 16/14** | - | 1789 | 1232 | - | 557 | - | 19 | 10 |
| **4L 16/19** | - | 2194 | 1597 | - | 597 | - | 22 | 13 |
| **4L 16/23** | - | 2587 | 1889 | - | 698 | - | 27 | 16 |
| **4L 16/32** | - | 3364 | 2546 | - | 818 | - | 32 | 21 |

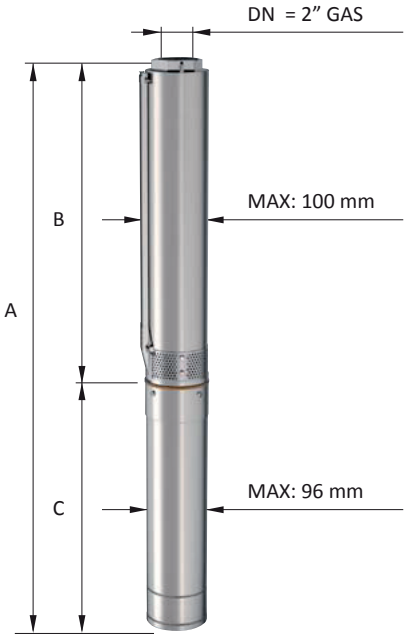


| | |
|---|---|
| **Max Eff. % =** | 64,5 |
| **Max kW / St. =** | 0,216 |

| Q (flow) | 25% | 50% | 75% | 100% |
|---|---|---|---|---|
| **NPSH (m)** | 3 | 3 | 4 | 6 |

MEI ≥ 0,4 (direttiva EU No. 547/2012 - regulation EU N. 547/2012)
Tolleranze secondo UNI ISO 9906 livello 3B - Tolerances according to UNI ISO 9906 grade 3B

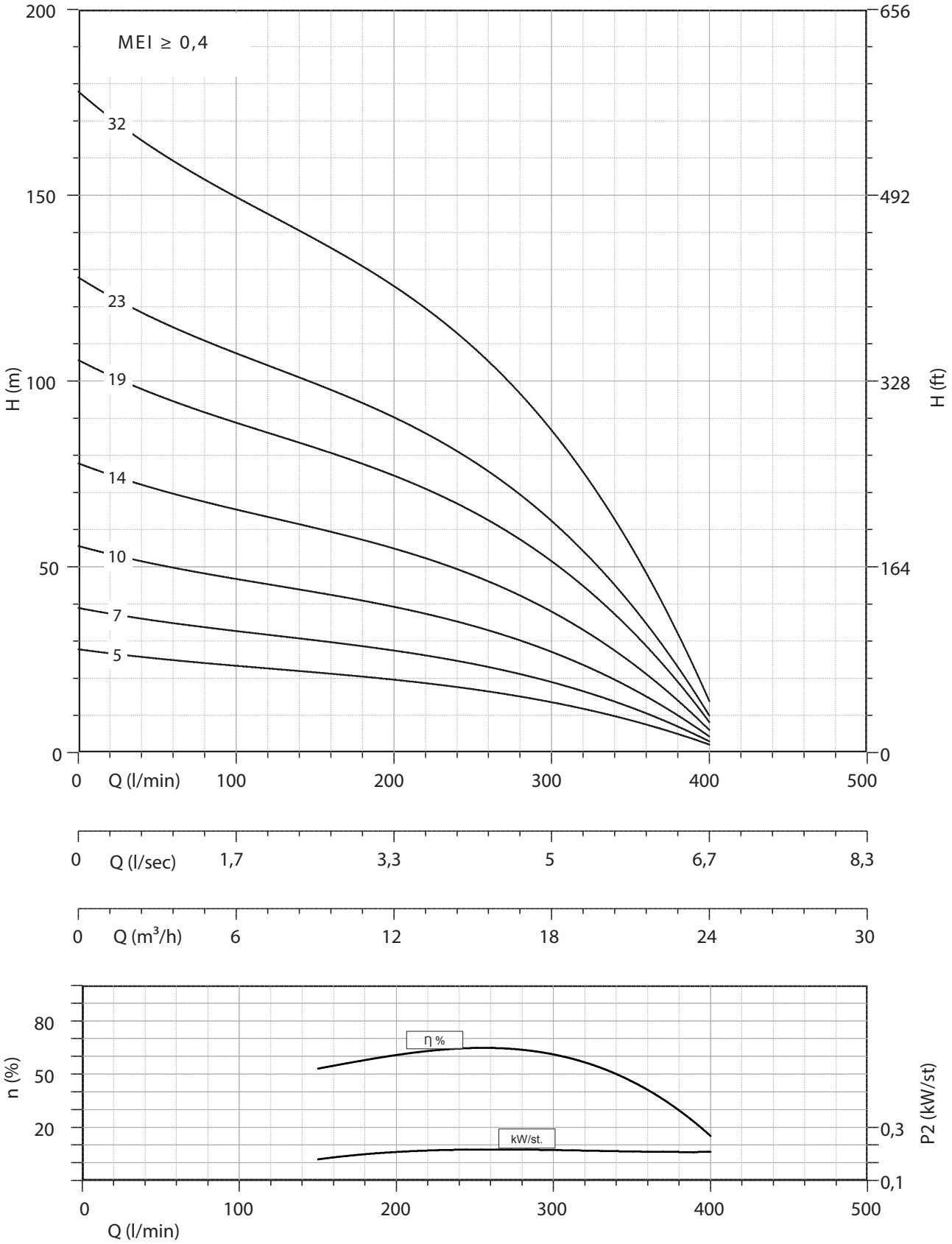


MEI ≥ 0,4 (direttiva EU No. 547/2012 - regulation EU N. 547/2012)
Tolleranze secondo UNI ISO 9906 livello 3B - Tolerances according to UNI ISO 9906 grade 3B

# 4″ 4L line

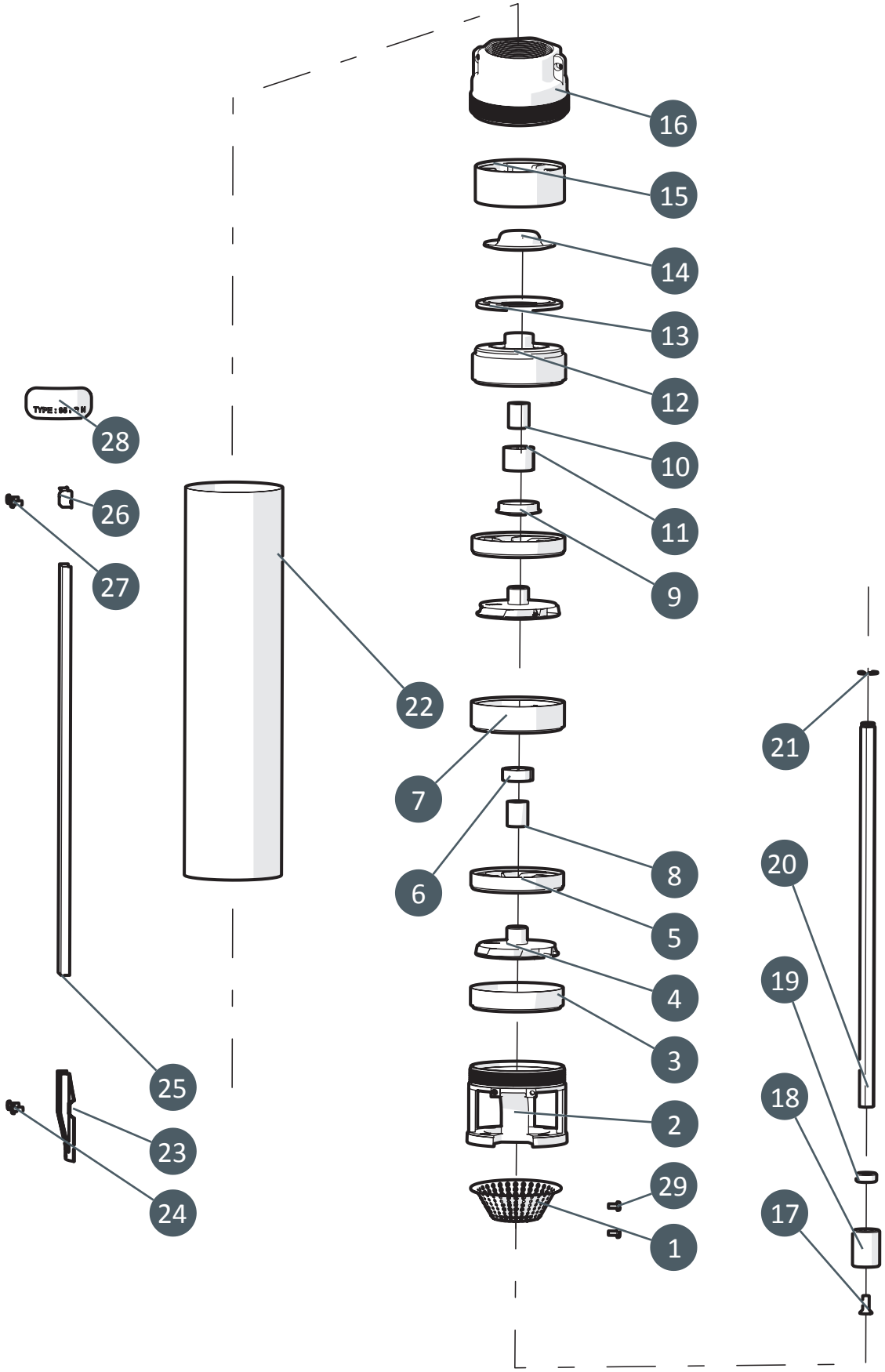

| 4L | | | |
|---|---|---|---|
| N. CODE | DESCRIZIONE (ITALIANO) | DESCRIPTION (ENGLISH) | MATERIAL |
| 1 | SUCCHERUOLA | SUCTION STRAINER | AISI 304 |
| 2 | GABBIA DI ASPIRAZIONE | SUCTION CAGE | AISI 304 |
| 3 | ELEMENTO INTERMEDIO | INTERMEDIATE CASING | AISI 304 |
| 4 | GIRANTE | IMPELLER | POLYCARBONATE |
| 5 | DIFFUSORE | DIFFUSEUR | NORYL GFN2 |
| 6 | BRONZINA SUPPORTO INTERMEDIO | INTERMEDIATE BEARING BUSH | RUBBER NBR |
| 7 | SUPPORTO INTERMEDIO | INTERMEDIATE SUPPORT | NORYL GFN2 |
| 8 | DISTANZIATORE INTERMEDIO | INTERMEDIATE SPACER | AISI 304 |
| 9 | PARASABBIA | SAND GUARD | NORYL GFN2 |
| 10 | DISTANZIATORE SUPPORTO SUPERIORE | SPACER UPPER SUPPORT | AISI 304 |
| 11 | BRONZINA SUPPORTO SUPERIORE | UPPER BEARING BUSH | RUBBER NBR |
| 12 | SUPPORTO SUPERIORE | UPPER SUPPORT | NORYL GFN2 |
| 13 | GUARNIZIONE FARFALLA | GASLET VALVE | RUBBER NBR |
| 14 | FARFALLA | CAP VALVE | AISI 304 |
| 15 | ANELLO RACCORDO MANDATA | RING CONNECTOR DELIVERY BOWL | NORYL GFN2 |
| 16 | MANDATA | DELIVERY BOWL | AISI 304 |
| 17 | VITE M6X12 | SCREW M6X12 | AISI 304 |
| 18 | GIUNTO DI TRAINO | FLOTTANTE FLOATING JOINT | AISI 304 |
| 19 | DISTANZIATORE PRIMA GIRANTE | SPACER FIRST IMPELLER | POLYCARBONATE |
| 20 | ALBERO POMPA | PUMP SHAFT | AISI 420 |
| 21 | SEEGER | SEEGER | AISI 304 |
| 22 | CAMICIA | SLEEVE | AISI 304 |
| 23 | STAFFETTA INFERIORE | LOWER FLANGE | AISI 304 |
| 24 | N.2 VITI M4 X 10 PER STAFFETTA INFERIORE | N.2 SCREW M4X10 FOR LOWER FLANGE | AISI 304 |
| 25 | COPRICAVO | COVER CABLE | AISI 304 |
| 26 | STAFFETTA SUPERIORE | UPPER FLANGE | AISI 304 |
| 27 | N.2 VITI M4 X 10 PER STAFFETTA SUPERIORE | N.2 SCREW M4X10 FOR UPPER FLANGE | AISI 304 |
| 28 | ETICHETTA ADESIVA | ADHESIVE LABEL | POLYESTER |
| 29 | N.2 VITI M4 X 8 PER SUCCHERUOLA | N.2 SCREW M4X10 SUCTION STRAINER | AISI 304 |

| N. CODE | DESCRIPTION (FRANCAIS) | DESCRIPTION (ESPAÑOL) | MATERIAL |
|---|---|---|---|
| 1 | CREPINE | REJILLA | AISI 304 |
| 2 | CAGE D'ASPIRATION | CUERPO DE ASPIRACION | AISI 304 |
| 3 | ELEMENT INTERMEDIARE | ELEMENTO INTERMEDIO | AISI 304 |
| 4 | ROUE | IMPULSOR | POLYCARBONATE |
| 5 | DIFFUSEUR | DIFUSOR | NORYL GFN2 |
| 6 | COUSSINET BEARING BUSH | COJINETE SOPORTE INTERMEDIO | RUBBER NBR |
| 7 | SUPPORT INTERMEDIARE | SOPORTE INTERMEDIO | NORYL GFN2 |
| 8 | ENTRETOISE INTERMEDIARE | DISTANCIADOR INTERMEDIO | AISI 304 |
| 9 | PARA SABLE | PROTECTOR ARENA | NORYL GFN2 |
| 10 | SUPPORT SUPERIEURE SPACER | DISTANCIADOR SOPORTE SUPERIOR | AISI 304 |
| 11 | COUSSINET SUPPORT SUPERIEURE | COJINETE SOPORTE SUPERIOR | RUBBER NBR |
| 12 | SUPPORT SUPERIEURE | SOPORTE SUPERIOR | NORYL GFN2 |
| 13 | VALVE GASKET | JUNTA DE VALVULA | RUBBER NBR |
| 14 | PLAT | VALVULA | AISI 304 |
| 15 | RING CONNECTEUR PLAT | ANILLO CUERPO DE IMPULSION | NORYL GFN2 |
| 16 | REFOULEMENT | CUERPO DE IMPULSION | AISI 304 |
| 17 | VIS M6X12 | TORNILLO M6X12 | AISI 304 |
| 18 | JOINT FLOTTANT | ACOPLAMIENTO FLOTANTE | AISI 304 |
| 19 | ENTRETOISE PREMIERE ROUE | DISTANCIADOR PRIMER IMPULSOR | POLYCARBONATE |
| 20 | ARBRE POMPE | EJE DE BOMBA | AISI 420 |
| 21 | SEEGER | SEEGER | AISI 304 |
| 22 | CHEMISE | CAMISA | AISI 304 |
| 23 | BRIDE INFERIEURE | GRAPA INFERIOR | AISI 304 |
| 24 | N.2 VIS POUR BRIDE INFERIEURE | N.2 TORNILLOS GRAPA INFERIOR | AISI 304 |
| 25 | PROTECTION CABLE | PARACABLE | AISI 304 |
| 26 | BRIDE SUPERIEURE | GRAPA SUPERIOR | AISI 304 |
| 27 | N.2 VIS POUR BRIDE SUPERIEURE | N.2 TORNILLOS GRAPA SUPERIOR | AISI 304 |
| 28 | ADHESIVE ÉTIQUETTE | ETIQUETA | POLYESTER |
| 29 | N.2 VIS POUR CREPINE | N.2 TORNILLOS REJILLA | AISI 304 |

# Elettropompe Sommerse 6” Radiali

# 6” Borehole Radial Pumps

# Bombas para Pozos 6” Radiales

# Pompes puor Puits de 6” Radiales



| CARATTERISTICHE COSTRUTTIVE / CONSTRUCTION FEATURES<br>CARACTERÍSTICAS CONSTRUCTIVAS / CARACTÉRISTIQUES D’EXÉCUTION | |
|---|---|
| **Corpo d’Aspirazione e di Mandata**<br>**Suction and delivery outlet**<br>**Caja de Aspiracion y de Impulsión**<br>**Cage d’aspiration et de refoulement** | AISI 304 Microfuso<br>AISI 304 Micro-casted<br>AISI 304 Microfundido<br>AISI 304 Micro-moulé |
| **Valvola**<br>**Body**<br>**Valvula**<br>**Plat** | AISI 304 |
| **Giranti e diffusori**<br>**Impellers and diffusers**<br>**Rodetes y difusores**<br>**Turbines et diffuseurs** | policarbonato alimentare Lexan<br>foodstuff polycarbonate Lexan<br>policarbonato alimentario Lexan<br>polycarbonate alimentaire Lexan |
| **Bronzina superiore**<br>**Upper bushings**<br>**Cojinete superior**<br>**Coussinet de bague supérieur** | gomma NBR<br>NBR rubber<br>goma NBR<br>caoutchouc NBR |
| **Albero corpo pompa**<br>**Shaft pump side**<br>**Eje cuerpo bomba**<br>**Arbre pompe** | AISI 420 |
| **Quantità di sabbia nell’acqua**<br>**Quantity of sand in the water**<br>**Cantidad de arena en el agua**<br>**Quantité de sable dans l’eau** | max 400 gr/m³ |
| **MOTORE / MOTOR / MOTOR / MOTEUR** | |
| **Asincrono 2 poli** | incapsulato non riavvolgibile<br>o riavvolgibile in bagno d’olio |
| **Asynchronous 2 pole** | encapsulated not rewindable<br>or rewindable oil cooled |
| **Asíncrono 2 polos** | encapsulado no bobinable<br>o bobinable en baño de aceite |
| **Asinchrone 2 pôles** | encapsulé non re-enroulable<br>enroulable en bain d’huile |
| **Classe di isolamento**<br>**Insulation class**<br>**Clase de aislamiento**<br>**Classe d’isolation** | F |
| **Grado di protezione**<br>**Protection degree**<br>**Grado de protección**<br>**protection** | IP68 |
| **Temperatura del liquido**<br>**Liquid temperature**<br>**Temperatura del liquído**<br>**Température du liquide** | max 30 °C |

Pompe sommerse centrifughe multistadio per pozzi da 6”. Valvola di ritegno incorporata nella bocca di mandata. Flangia di accoppiamento al motore secondo la normativa NEMA. Applicazioni civili e agricole sono tra le più comuni.

Submersible multistage centrifugal pumps for 6” wells. Check valve built into the delivery outlet. Pump flange for coupling with motors are made according to NEMA standards. Most common applications are civil and agricultural.

Bombas sumergibles para pozos de 6”. Válvula de retención incorporada en la boca de impulsión. Brida de conexión al motor según norma NEMA. Utilizadas en particular para aplicaciones civiles y agrícolas.

Pompes immergées centrifuges multietagées pour puits de 6”. Clapet de retenue incorporé dans l’orifice de refoulement. Bride d’accouplement au moteur est exécutèe selon normes NEMA. Les applications civiles et agricoles sont parmi les plus communes.

# 6” 6L 9

| Motor 50 Hz - 2900 rpm | | | | Q | | | | |
|---|---|---|---|---|---|---|---|---|
| TYPE | Power | | l/min | 0 | 60 | 100 | 140 | 180 |
| | | | l/sec | 0 | 1,00 | 1,67 | 2,33 | 3,00 |
| | (HP) | (kW) | m³/h | 0 | 3,6 | 6 | 8,4 | 10,8 |
| 6L 9/06 | 3 | 2,2 | H[m] | 92 | 82 | 67 | 48 | 22 |
| 6L 9/08 | 4 | 3 | | 123 | 109 | 90 | 63 | 29 |
| 6L 9/10 | 5,5 | 4 | | 154 | 136 | 112 | 79 | 36 |
| 6L 9/14 | 7,5 | 5,5 | | 215 | 191 | 157 | 111 | 51 |
| 6L 9/20 | 10 | 7,5 | | 308 | 272 | 225 | 158 | 72 |
| 6L 9/24 | 12,5 | 9,2 | | 369 | 327 | 270 | 190 | 87 |
| 6L 9/29 | 15 | 11 | | 446 | 395 | 326 | 230 | 105 |
| 6L 9/34 | 17,5 | 13 | | 523 | 463 | 382 | 269 | 123 |
| 6L 9/39 | 20 | 15 | | 600 | 531 | 438 | 309 | 141 |

| Motor 50 Hz 2900 rpm | Dimensions (mm) | | | Weight (kg) | |
|---|---|---|---|---|---|
| TYPE | A 3~ 400 V | B | C 3~ | M 3~ | P |
| 6L 9/06 | 955 | 503 | 452 | 15 | 16 |
| 6L 9/08 | 1112 | 555 | 557 | 19 | 17 |
| 6L 9/10 | 1204 | 607 | 597 | 22 | 18 |
| 6L 9/14 | 1409 | 711 | 698 | 27 | 20 |
| 6L 9/20 | 1568 | 867 | 701 | 55 | 23 |
| 6L 9/24 | 1754 | 1003 | 751 | 60 | 25 |
| 6L 9/29 | 1944 | 1133 | 811 | 65 | 28 |
| 6L 9/34 | 2104 | 1263 | 841 | 70 | 30 |
| 6L 9/39 | 2324 | 1393 | 931 | 75 | 33 |




| | |
|---|---|
| Max Eff. % = | 56 |
| Max kW / St. = | 0,370 |

| Q (flow) | 25% | 50% | 75% | 100% |
|---|---|---|---|---|
| NPSH (m) | 2,2 | 2,2 | 3 | 4,8 |

MEI ≥ 0,4 (direttiva EU No. 547/2012 - regulation EU N. 547/2012)
Tolleranze secondo UNI ISO 9906 livello 3B - Tolerances according to UNI ISO 9906 grade 3B

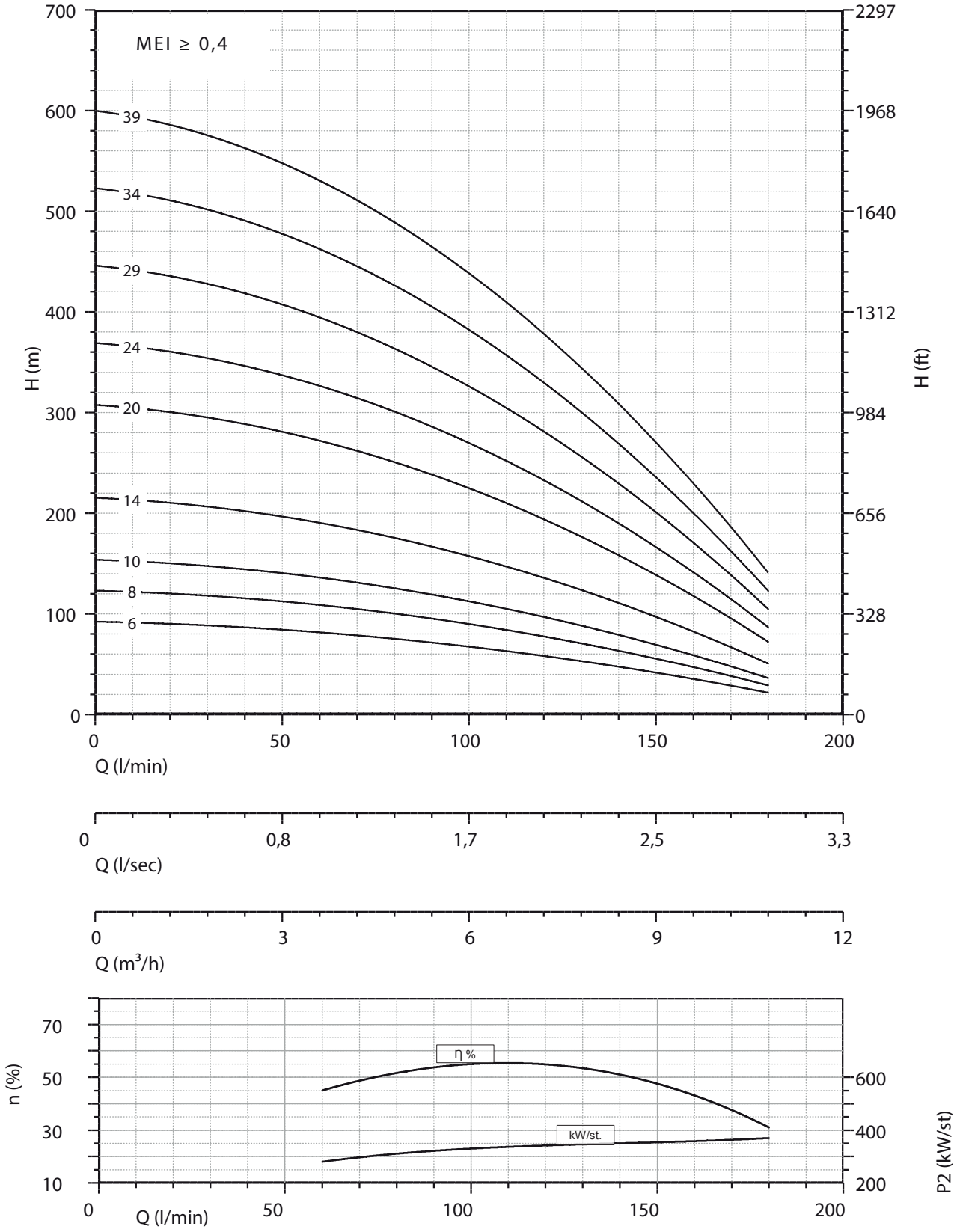


MEI ≥ 0,4 (direttiva EU No. 547/2012 - regulation EU N. 547/2012)
Tolleranze secondo UNI ISO 9906 livello 3B - Tolerances according to UNI ISO 9906 grade 3B

# 6” 6L 12

| Motor 50 Hz - 2900 rpm | | | | Q | | | | | |
|---|---|---|---|---|---|---|---|---|---|
| TYPE | Power | | l/min | 0 | 80 | 120 | 160 | 200 | 240 |
| | | | l/sec | 0 | 1,33 | 2,00 | 2,67 | 3,33 | 4,00 |
| | (HP) | (kW) | m³/h | 0 | 4,8 | 7,2 | 9,6 | 12 | 14,4 |
| 6L 12/05 | 3 | 2,2 | H[m] | 73 | 68 | 62 | 51 | 37 | 19 |
| 6L 12/07 | 4 | 3 | | 102 | 96 | 86 | 72 | 51 | 27 |
| 6L 12/09 | 5,5 | 4 | | 131 | 123 | 111 | 92 | 66 | 35 |
| 6L 12/12 | 7,5 | 5,5 | | 175 | 164 | 148 | 123 | 88 | 46 |
| 6L 12/17 | 10 | 7,5 | | 248 | 233 | 209 | 174 | 124 | 65 |
| 6L 12/20 | 12,5 | 9,2 | | 292 | 274 | 246 | 205 | 146 | 77 |
| 6L 12/24 | 15 | 11 | | 351 | 329 | 295 | 246 | 175 | 92 |
| 6L 12/29 | 17,5 | 13 | | 424 | 397 | 357 | 297 | 212 | 112 |
| 6L 12/33 | 20 | 15 | | 482 | 452 | 406 | 338 | 241 | 127 |

| Motor 50 Hz 2900 rpm | Dimensions (mm) | | | Weight (kg) | |
|---|---|---|---|---|---|
| TYPE | A 3~ 400 V | B | C 3~ | M 3~ | P |
| 6L 12/05 | 921 | 469 | 452 | 15 | 14 |
| 6L 12/07 | 1078 | 521 | 557 | 19 | 16 |
| 6L 12/09 | 1170 | 573 | 597 | 22 | 18 |
| 6L 12/12 | 1349 | 651 | 698 | 27 | 21 |
| 6L 12/17 | 1456 | 755 | 701 | 55 | 25 |
| 6L 12/20 | 1584 | 833 | 751 | 60 | 28 |
| 6L 12/24 | 1780 | 969 | 811 | 65 | 32 |
| 6L 12/29 | 1914 | 1073 | 841 | 70 | 36 |
| 6L 12/33 | 2108 | 1177 | 931 | 75 | 40 |




| | |
|---|---|
| Max Eff. % = | 61 |
| Max kW / St. = | 0,451 |

| Q (flow) | 25% | 50% | 75% | 100% |
|---|---|---|---|---|
| NPSH (m) | 2,2 | 2,2 | 3 | 4,8 |

MEI ≥ 0,4 (direttiva EU No. 547/2012 - regulation EU N. 547/2012)
Tolleranze secondo UNI ISO 9906 livello 3B - Tolerances according to UNI ISO 9906 grade 3B

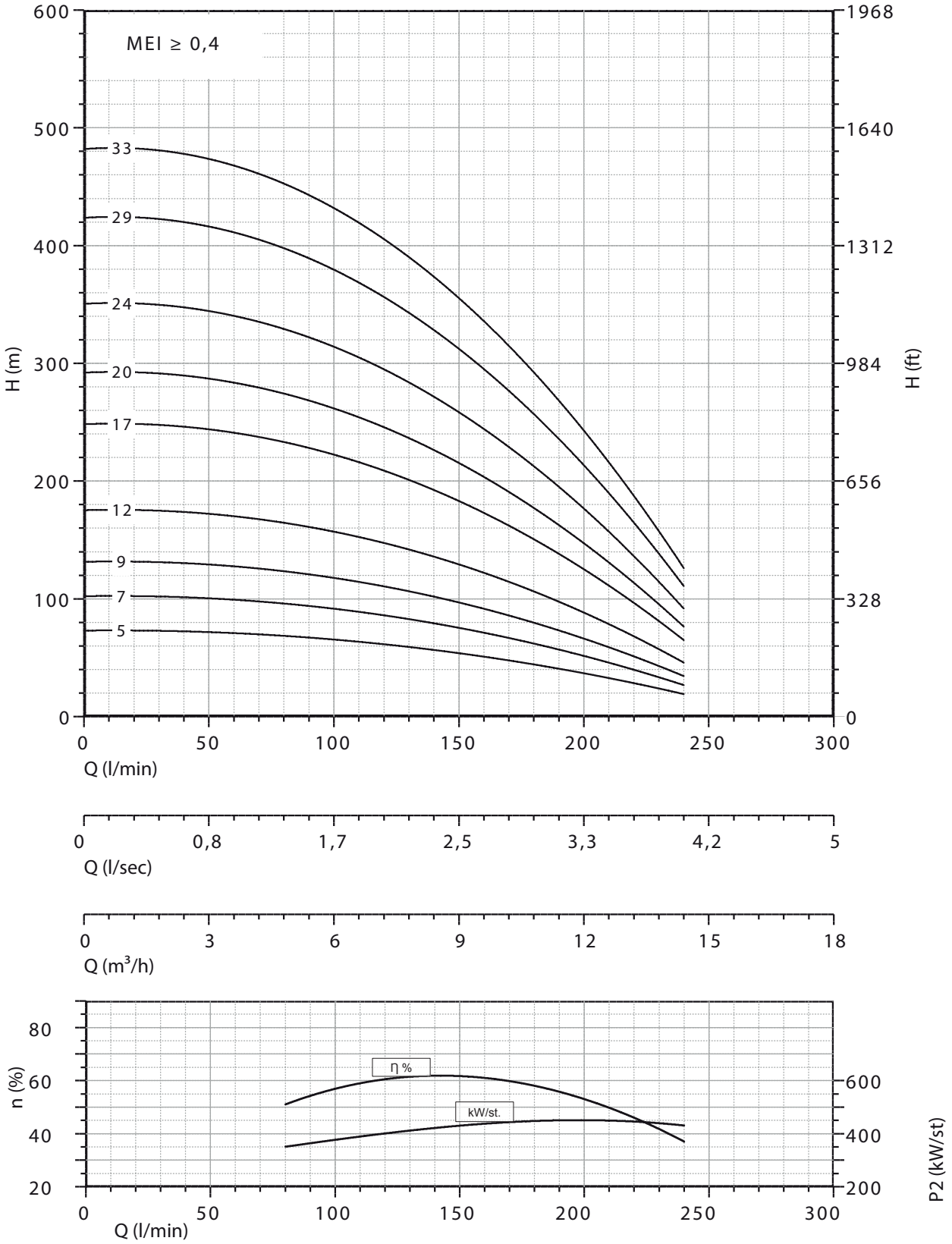


MEI ≥ 0,4 (direttiva EU No. 547/2012 - regulation EU N. 547/2012)
Tolleranze secondo UNI ISO 9906 livello 3B - Tolerances according to UNI ISO 9906 grade 3B

# 6” 6L 14

| Motor 50 Hz - 2900 rpm | | | | Q | | | | | |
|---|---|---|---|---|---|---|---|---|---|
| TYPE | Power | | l/min | 0 | 100 | 150 | 200 | 250 | 300 |
| | | | l/sec | 0 | 1,67 | 2,50 | 3,33 | 4,17 | 5,00 |
| | (HP) | (kW) | m³/h | 0 | 6 | 9 | 12 | 15 | 18 |
| 6L 14/05 | 4 | 3 | H[m] | 75 | 72 | 67 | 60 | 49 | 34 |
| 6L 14/06 | 5,5 | 4 | | 90 | 87 | 81 | 72 | 59 | 40 |
| 6L 14/08 | 7,5 | 5,5 | | 120 | 116 | 108 | 96 | 78 | 54 |
| 6L 14/12 | 10 | 7,5 | | 180 | 174 | 162 | 144 | 117 | 80 |
| 6L 14/14 | 12,5 | 9,2 | | 210 | 203 | 189 | 168 | 137 | 94 |
| 6L 14/17 | 15 | 11 | | 255 | 246 | 229 | 204 | 166 | 114 |
| 6L 14/20 | 17,5 | 13 | | 300 | 289 | 269 | 240 | 195 | 134 |
| 6L 14/23 | 20 | 15 | | 345 | 333 | 310 | 276 | 225 | 154 |
| 6L 14/29 | 25 | 18,5 | | 435 | 420 | 391 | 348 | 283 | 194 |
| 6L 14/34 | 30 | 22 | | 510 | 492 | 458 | 408 | 332 | 228 |

| Motor 50 Hz 2900 rpm | Dimensions (mm) | | | Weight (kg) | |
|---|---|---|---|---|---|
| TYPE | A 3~ 400 V | B | C 3~ | M 3~ | P |
| 6L 14/05 | 1079 | 522 | 557 | 19 | 17 |
| 6L 14/06 | 1154 | 557 | 597 | 22 | 17 |
| 6L 14/08 | 1325 | 627 | 698 | 27 | 19 |
| 6L 14/12 | 1468 | 767 | 701 | 55 | 21 |
| 6L 14/14 | 1588 | 837 | 751 | 60 | 23 |
| 6L 14/17 | 1753 | 942 | 811 | 65 | 25 |
| 6L 14/20 | 1920 | 1079 | 841 | 70 | 27 |
| 6L 14/23 | 2115 | 1184 | 931 | 75 | 29 |
| 6L 14/29 | 2385 | 1394 | 991 | 83 | 33 |
| 6L 14/34 | 2640 | 1569 | 1071 | 92 | 37 |

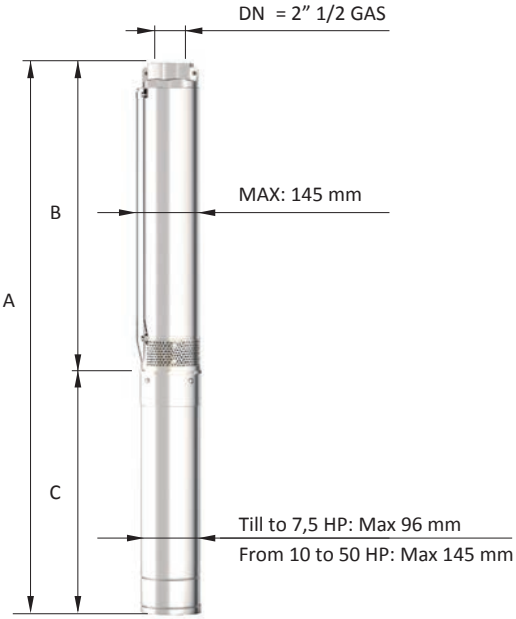


| | |
|---|---|
| Max Eff. % = | 62,5 |
| Max kW / St. = | 0,65 |

| Q (flow) | 25% | 50% | 75% | 100% |
|---|---|---|---|---|
| NPSH (m) | 2,2 | 2,2 | 3 | 4,8 |

Tolleranze secondo UNI ISO 9906 livello 3B - Tolerances according to UNI ISO 9906 grade 3B

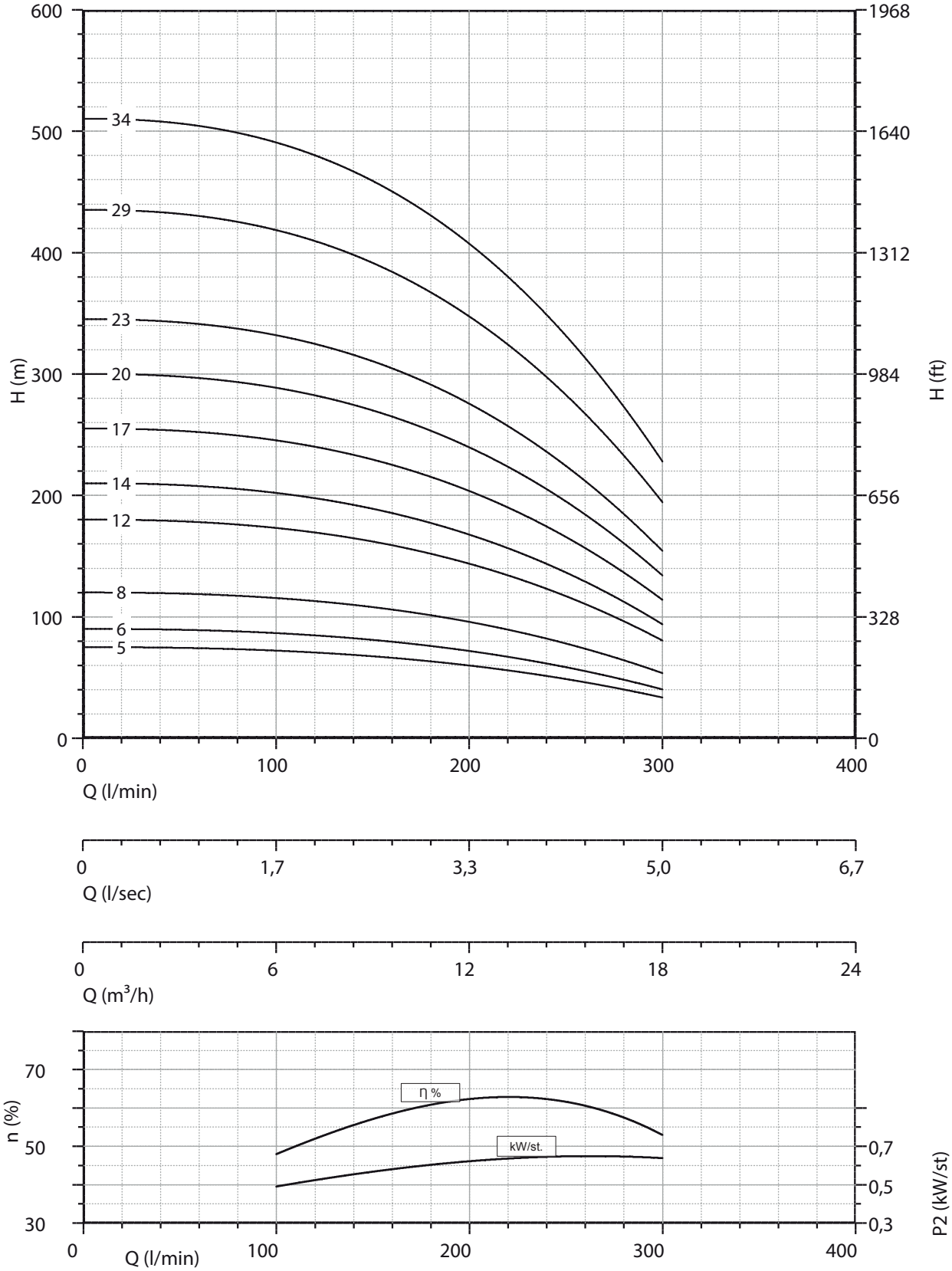


Tolleranze secondo UNI ISO 9906 livello 3B - Tolerances according to UNI ISO 9906 grade 3B

# 6” 6L 17

| Motor 50 Hz - 2900 rpm | | | | Q | | | | | | |
|---|---|---|---|---|---|---|---|---|---|---|
| TYPE | Power | | l/min | 0 | 150 | 200 | 250 | 300 | 350 | 400 |
| | | | l/sec | 0 | 2,50 | 3,33 | 4,17 | 5,00 | 5,83 | 6,67 |
| | (HP) | (kW) | m³/h | 0 | 9 | 12 | 15 | 18 | 21 | 24 |
| 6L 17/04 | 4 | 3 | H[m] | 59 | 56 | 52 | 45 | 37 | 27 | 18 |
| 6L 17/05 | 5,5 | 4 | | 74 | 71 | 65 | 56 | 46 | 34 | 22 |
| 6L 17/07 | 7,5 | 5,5 | | 103 | 99 | 91 | 79 | 65 | 48 | 31 |
| 6L 17/09 | 10 | 7,5 | | 133 | 127 | 117 | 102 | 84 | 62 | 40 |
| 6L 17/12 | 12,5 | 9,2 | | 177 | 169 | 156 | 135 | 111 | 82 | 53 |
| 6L 17/14 | 15 | 11 | | 207 | 197 | 182 | 158 | 130 | 96 | 62 |
| 6L 17/16 | 17,5 | 13 | | 236 | 226 | 208 | 181 | 149 | 110 | 71 |
| 6L 17/19 | 20 | 15 | | 281 | 268 | 247 | 215 | 177 | 131 | 85 |
| 6L 17/23 | 25 | 18,5 | | 340 | 324 | 299 | 260 | 214 | 158 | 102 |
| 6L 17/28 | 30 | 22 | | 413 | 395 | 364 | 316 | 260 | 192 | 125 |
| 6L 17/33 | 35 | 26 | | 487 | 465 | 429 | 373 | 307 | 227 | 147 |
| 6L 17/38 | 40 | 30 | | 561 | 536 | 494 | 429 | 353 | 261 | 169 |

| Motor 50 Hz 2900 rpm | Dimensions (mm) | | | Weight (kg) | |
|---|---|---|---|---|---|
| TYPE | A 3~ 400 V | B | C 3~ | M 3~ | P |
| 6L 17/04 | 1044 | 487 | 557 | 19 | 16 |
| 6L 17/05 | 1119 | 522 | 597 | 22 | 17 |
| 6L 17/07 | 1290 | 592 | 698 | 27 | 19 |
| 6L 17/09 | 1363 | 662 | 701 | 55 | 21 |
| 6L 17/12 | 1518 | 767 | 751 | 60 | 23 |
| 6L 17/14 | 1648 | 837 | 811 | 65 | 25 |
| 6L 17/16 | 1748 | 907 | 841 | 70 | 27 |
| 6L 17/19 | 1943 | 1012 | 931 | 75 | 29 |
| 6L 17/23 | 2143 | 1152 | 991 | 83 | 33 |
| 6L 17/28 | 2398 | 1327 | 1071 | 92 | 37 |
| 6L 17/33 | 2683 | 1502 | 1181 | 100 | 41 |
| 6L 17/38 | 2928 | 1677 | 1251 | 108 | 45 |

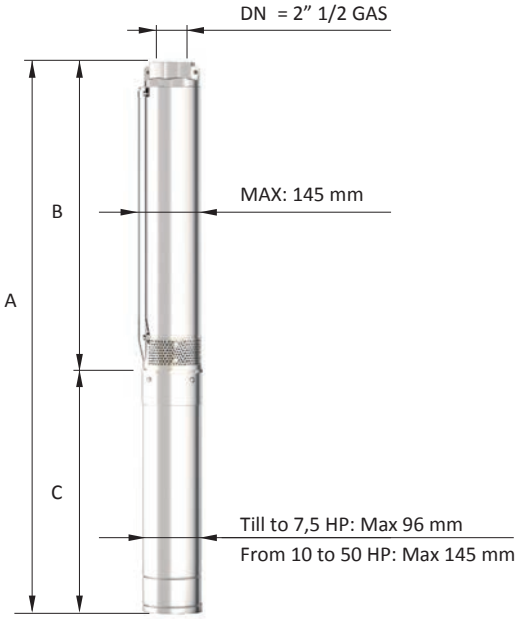


| | |
|---|---|
| Max Eff. % = | 60 |
| Max kW / St. = | 0,793 |

| Q (flow) | 25% | 50% | 75% | 100% |
|---|---|---|---|---|
| NPSH (m) | 3 | 3 | 4 | 6 |

Tolleranze secondo UNI ISO 9906 livello 3B - Tolerances according to UNI ISO 9906 grade 3B

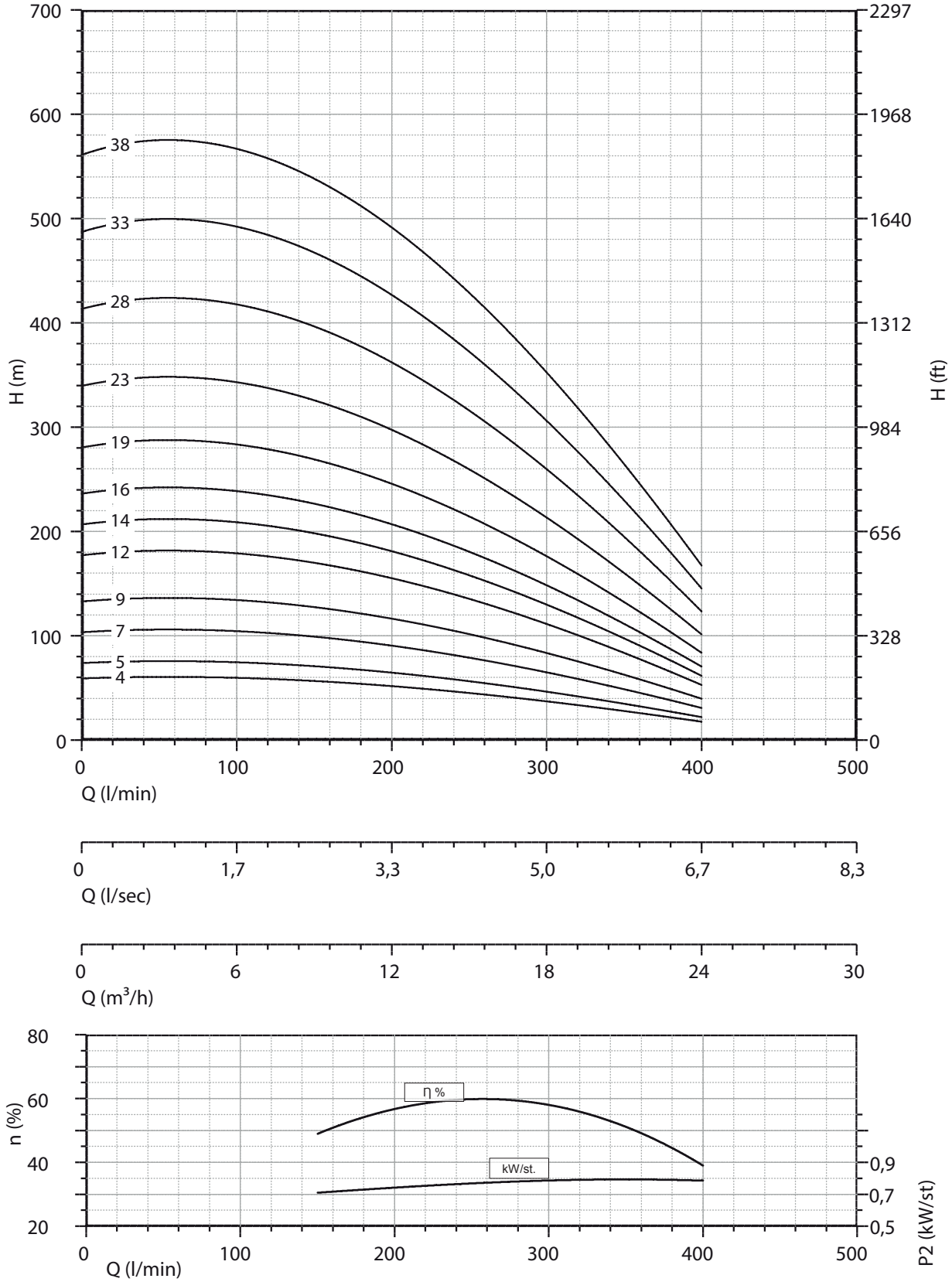


Tolleranze secondo UNI ISO 9906 livello 3B - Tolerances according to UNI ISO 9906 grade 3B

# 6” 6L 23

| Motor 50 Hz - 2900 rpm | | | | Q | | | | | |
|---|---|---|---|---|---|---|---|---|---|
| TYPE | Power | | l/min | 0 | 200 | 300 | 400 | 500 | 600 |
| | | | l/sec | 0 | 3,33 | 5,00 | 6,67 | 8,33 | 10,00 |
| | (HP) | (kW) | m³/h | 0 | 12 | 18 | 24 | 30 | 36 |
| 6L 23/03 | 4 | 3 | H[m] | 41 | 35 | 31 | 26 | 17 | 5 |
| 6L 23/04 | 5,5 | 4 | | 55 | 46 | 41 | 34 | 22 | 6 |
| 6L 23/06 | 7,5 | 5,5 | | 83 | 69 | 62 | 51 | 33 | 9 |
| 6L 23/08 | 10 | 7,5 | | 110 | 92 | 82 | 68 | 45 | 12 |
| 6L 23/10 | 12,5 | 9,2 | | 138 | 115 | 103 | 85 | 56 | 15 |
| 6L 23/12 | 15 | 11 | | 165 | 138 | 124 | 102 | 67 | 18 |
| 6L 23/14 | 17,5 | 13 | | 193 | 161 | 144 | 119 | 78 | 21 |
| 6L 23/16 | 20 | 15 | | 220 | 184 | 165 | 136 | 89 | 24 |
| 6L 23/20 | 25 | 18,5 | | 275 | 230 | 206 | 170 | 112 | 30 |
| 6L 23/24 | 30 | 22 | | 330 | 276 | 247 | 204 | 134 | 36 |
| 6L 23/28 | 35 | 26 | | 385 | 322 | 288 | 238 | 156 | 42 |
| 6L 23/33 | 40 | 30 | | 454 | 380 | 340 | 281 | 184 | 50 |

| Motor 50 Hz 2900 rpm | Dimensions (mm) | | | Weight (kg) | |
|---|---|---|---|---|---|
| TYPE | A 3~ 400 V | B | C 3~ | M 3~ | P |
| 6L 23/03 | 1036 | 479 | 557 | 19 | 16 |
| 6L 23/04 | 1120 | 523 | 597 | 22 | 16 |
| 6L 23/06 | 1309 | 611 | 698 | 27 | 18 |
| 6L 23/08 | 1400 | 699 | 701 | 55 | 20 |
| 6L 23/10 | 1538 | 787 | 751 | 60 | 22 |
| 6L 23/12 | 1686 | 875 | 811 | 65 | 23 |
| 6L 23/14 | 1804 | 963 | 841 | 70 | 25 |
| 6L 23/16 | 1982 | 1051 | 931 | 75 | 27 |
| 6L 23/20 | 2218 | 1227 | 991 | 83 | 30 |
| 6L 23/24 | 2474 | 1403 | 1071 | 92 | 33 |
| 6L 23/28 | 2760 | 1579 | 1181 | 100 | 37 |
| 6L 23/33 | 3050 | 1799 | 1251 | 108 | 41 |




| | |
|---|---|
| Max Eff. % = | 60,5 |
| Max kW / St. = | 0,919 |

| Q (flow) | 25% | 50% | 75% | 100% |
|---|---|---|---|---|
| NPSH (m) | 3 | 3 | 4,5 | 6,6 |

Tolleranze secondo UNI ISO 9906 livello 3B - Tolerances according to UNI ISO 9906 grade 3B

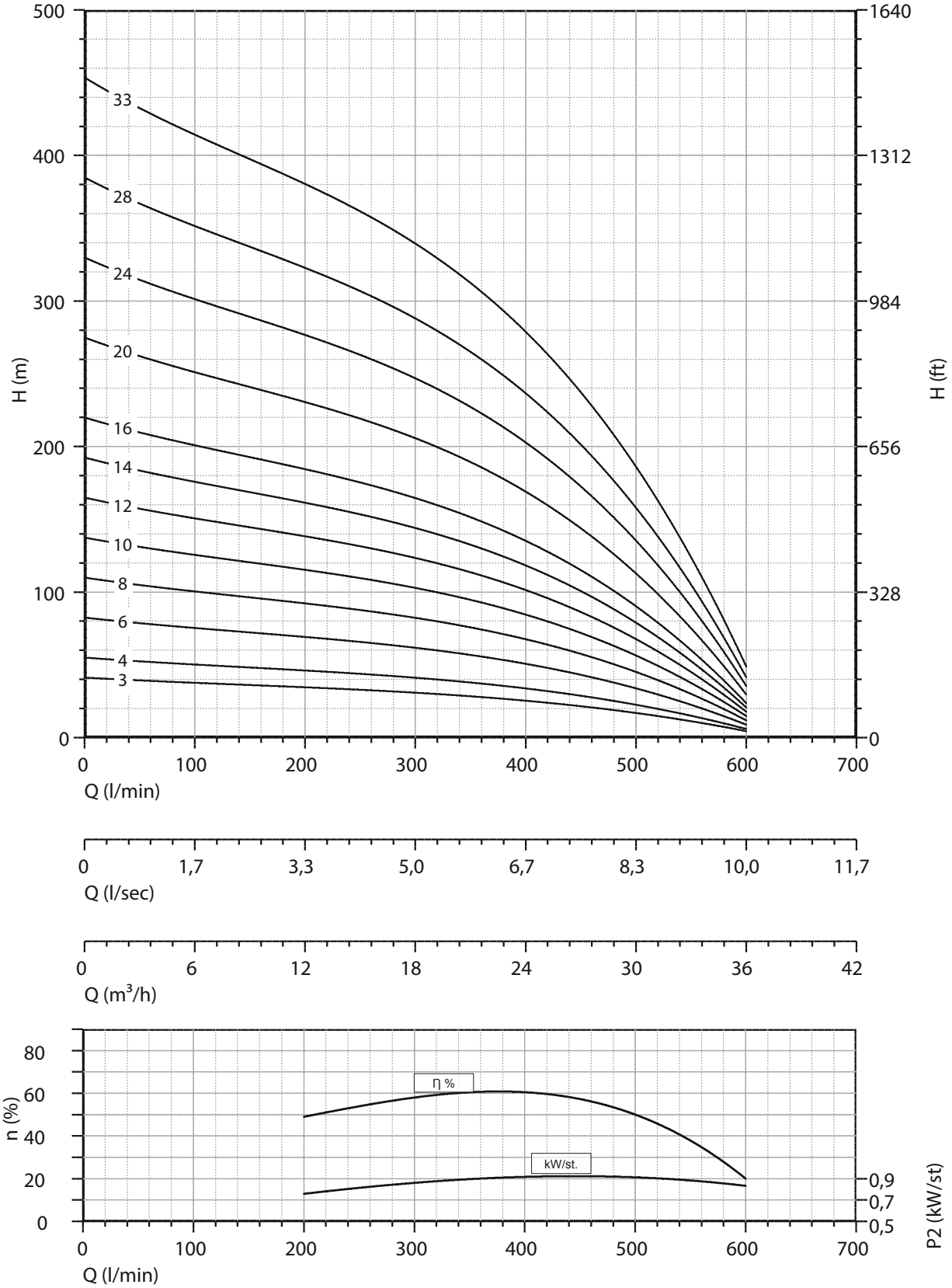


Tolleranze secondo UNI ISO 9906 livello 3B - Tolerances according to UNI ISO 9906 grade 3B

# 6” 6L 35

| Motor 50 Hz - 2900 rpm | | | | Q | | | | | | |
|---|---|---|---|---|---|---|---|---|---|---|
| TYPE | Power | | l/min | 0 | 300 | 400 | 500 | 600 | 700 | 800 |
| | | | l/sec | 0 | 5,00 | 6,67 | 8,33 | 10,00 | 11,67 | 13,33 |
| | (HP) | (kW) | m³/h | 0 | 18 | 24 | 30 | 36 | 42 | 48 |
| **6L 35/04** | 7,5 | 5,5 | H[m] | 55 | 48 | 44 | 37 | 30 | 20 | 8 |
| **6L 35/05** | 10 | 7,5 | | 68 | 60 | 54 | 47 | 37 | 24 | 11 |
| **6L 35/07** | 12,5 | 9,2 | | 96 | 84 | 76 | 65 | 52 | 34 | 15 |
| **6L 35/08** | 15 | 11 | | 109 | 96 | 87 | 75 | 60 | 39 | 17 |
| **6L 35/09** | 17,5 | 13 | | 123 | 108 | 98 | 84 | 67 | 44 | 19 |
| **6L 35/11** | 20 | 15 | | 150 | 132 | 120 | 103 | 82 | 54 | 23 |
| **6L 35/13** | 25 | 18,5 | | 178 | 156 | 142 | 121 | 97 | 64 | 27 |
| **6L 35/16** | 30 | 22 | | 219 | 192 | 174 | 149 | 119 | 78 | 34 |
| **6L 35/19** | 35 | 26 | | 260 | 228 | 207 | 177 | 141 | 93 | 40 |
| **6L 35/22** | 40 | 30 | | 301 | 264 | 240 | 205 | 164 | 108 | 46 |
| **6L 35/27** | 50 | 37 | | 369 | 324 | 294 | 252 | 201 | 132 | 57 |

| Motor 50 Hz 2900 rpm | Dimensions (mm) | | | Weight (kg) | |
|---|---|---|---|---|---|
| TYPE | A 3~ 400 V | B | C 3~ | M 3~ | P |
| **6L 35/04** | 1281 | 583 | 698 | 27 | 17 |
| **6L 35/05** | 1343 | 642 | 701 | 55 | 19 |
| **6L 35/07** | 1511 | 760 | 751 | 60 | 21 |
| **6L 35/08** | 1630 | 819 | 811 | 65 | 22 |
| **6L 35/09** | 1719 | 878 | 841 | 70 | 23 |
| **6L 35/11** | 1927 | 996 | 931 | 75 | 25 |
| **6L 35/13** | 2105 | 1114 | 991 | 83 | 27 |
| **6L 35/16** | 2362 | 1291 | 1071 | 92 | 31 |
| **6L 35/19** | 2649 | 1468 | 1181 | 100 | 34 |
| **6L 35/22** | 2896 | 1645 | 1251 | 108 | 37 |
| **6L 35/27** | 3281 | 1940 | 1341 | 118 | 43 |




| | |
|---|---|
| **Max Eff. % =** | 57 |
| **Max kW / St. =** | 1,39 |

| Q (flow) | 25% | 50% | 75% | 100% |
|---|---|---|---|---|
| **NPSH (m)** | 3,4 | 3,4 | 3,8 | 8 |

Tolleranze secondo UNI ISO 9906 livello 3B - Tolerances according to UNI ISO 9906 grade 3B

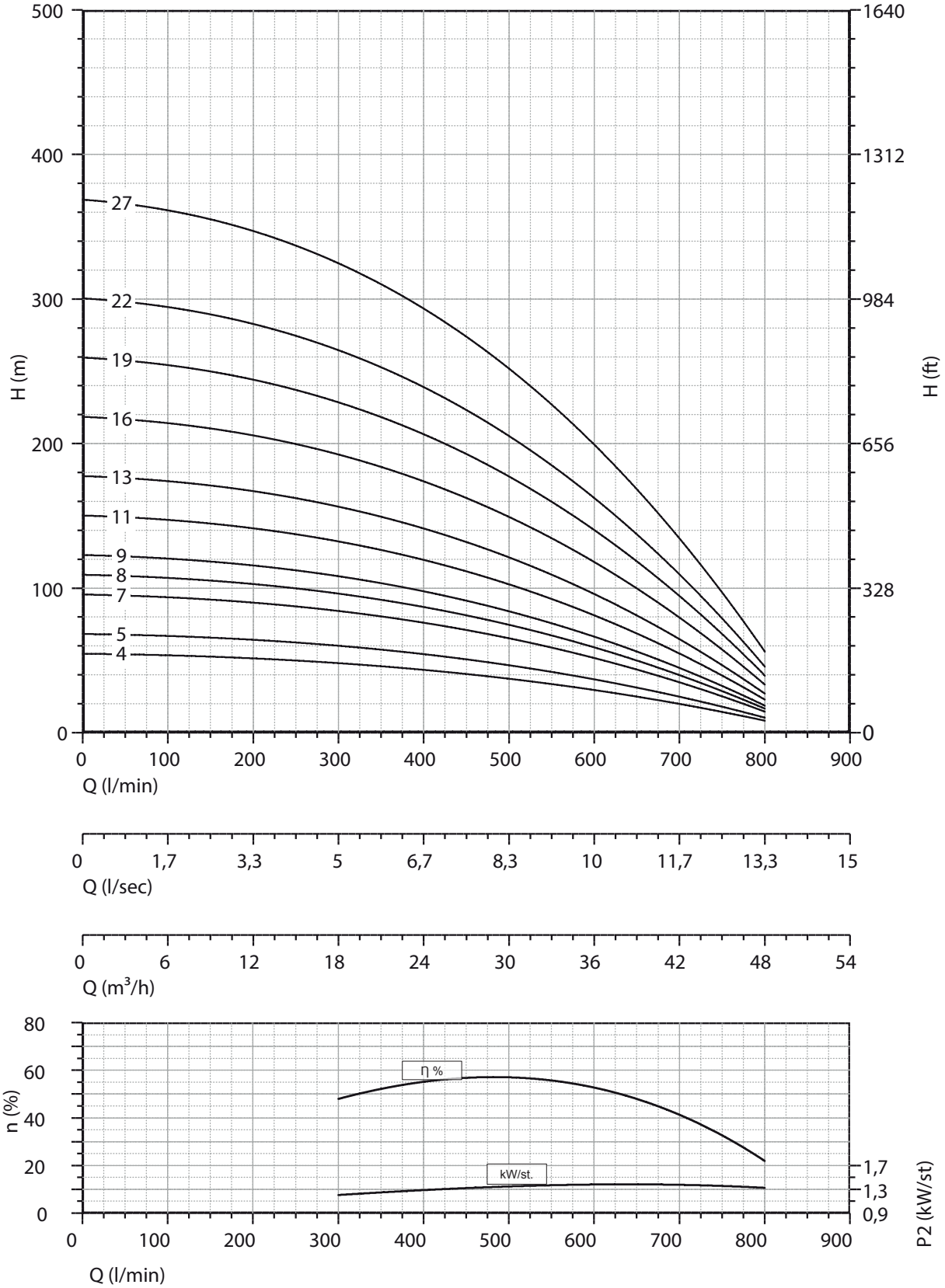


Tolleranze secondo UNI ISO 9906 livello 3B - Tolerances according to UNI ISO 9906 grade 3B

# 6” 6L 36

| Motor 50 Hz - 2900 rpm | | | | Q | | | | | |
|---|---|---|---|---|---|---|---|---|---|
| TYPE | Power | | l/min | 0 | 300 | 400 | 500 | 600 | 700 |
| | | | l/sec | 0 | 5 | 6,67 | 8 | 10 | 11,67 |
| | (HP) | (kW) | m³/h | 0 | 18 | 24 | 30 | 36 | 42 |
| 6L 36/03 | 4,0 | 3 | | 37 | 30 | 28 | 25 | 22 | 17 |
| 6L 36/04 | 5,5 | 4 | | 49 | 40 | 37 | 34 | 29 | 23 |
| 6L 36/06 | 7,5 | 5,5 | | 74 | 59 | 56 | 50 | 43 | 35 |
| 6L 36/08 | 10 | 7,5 | | 98 | 79 | 74 | 67 | 58 | 46 |
| 6L 36/10 | 12,5 | 9,2 | | 123 | 99 | 93 | 84 | 72 | 58 |
| 6L 36/12 | 15 | 11 | | 147 | 119 | 112 | 101 | 86 | 69 |
| 6L 36/14 | 17,5 | 13 | H[m] | 172 | 139 | 130 | 118 | 101 | 81 |
| 6L 36/16 | 20 | 15 | | 196 | 158 | 149 | 134 | 115 | 92 |
| 6L 36/20 | 25 | 18,5 | | 245 | 198 | 186 | 168 | 144 | 115 |
| 6L 36/23 | 30 | 22 | | 282 | 228 | 214 | 193 | 166 | 132 |
| 6L 36/28 | 35 | 26 | | 343 | 277 | 260 | 235 | 202 | 161 |
| 6L 36/32 | 40 | 30 | | 392 | 317 | 298 | 269 | 230 | 184 |
| 6L 36/39 | 50 | 37 | | 478 | 386 | 363 | 328 | 281 | 224 |

| Motor 50 Hz 2900 rpm | Dimensions (mm) | | | Weight (kg) | |
|---|---|---|---|---|---|
| TYPE | A 3~ 400 V | B | C 3~ | M 3~ | P |
| 6L 36/03 | 1020 | 568 | 452 | 15 | 13 |
| 6L 36/04 | 1261 | 664 | 597 | 22 | 14 |
| 6L 36/06 | 1554 | 856 | 698 | 27 | 15,5 |
| 6L 36/08 | 1866 | 1048 | 818 | 32 | 16 |
| 6L 36/10 | 1991 | 1240 | 751 | 60 | 17,5 |
| 6L 36/12 | 2243 | 1432 | 811 | 65 | 19 |
| 6L 36/14 | 2465 | 1624 | 841 | 70 | 21 |
| 6L 36/16 | 2747 | 1816 | 931 | 75 | 25 |
| 6L 36/20 | 3191 | 2200 | 991 | 83 | 27 |
| 6L 36/23 | 3559 | 2488 | 1071 | 92 | 29 |
| 6L 36/28 | 4149 | 2968 | 1181 | 100 | 32 |
| 6L 36/32 | 4603 | 3352 | 1251 | 108 | 35 |
| 6L 36/39 | 5365 | 4024 | 1341 | 118 | 40 |




| | |
|---|---|
| Max Eff. % = | 76,3 |
| Max kW / St. = | 0,93 |

| Q (flow) | 25% | 50% | 75% | 100% |
|---|---|---|---|---|
| NPSH (m) | 3,4 | 3,4 | 4 | 6 |

MEI ≥ 0,4 (direttiva EU No. 547/2012 - regulation EU N. 547/2012)
Tolleranze secondo UNI ISO 9906 livello 3B - Tolerances according to UNI ISO 9906 grade 3B

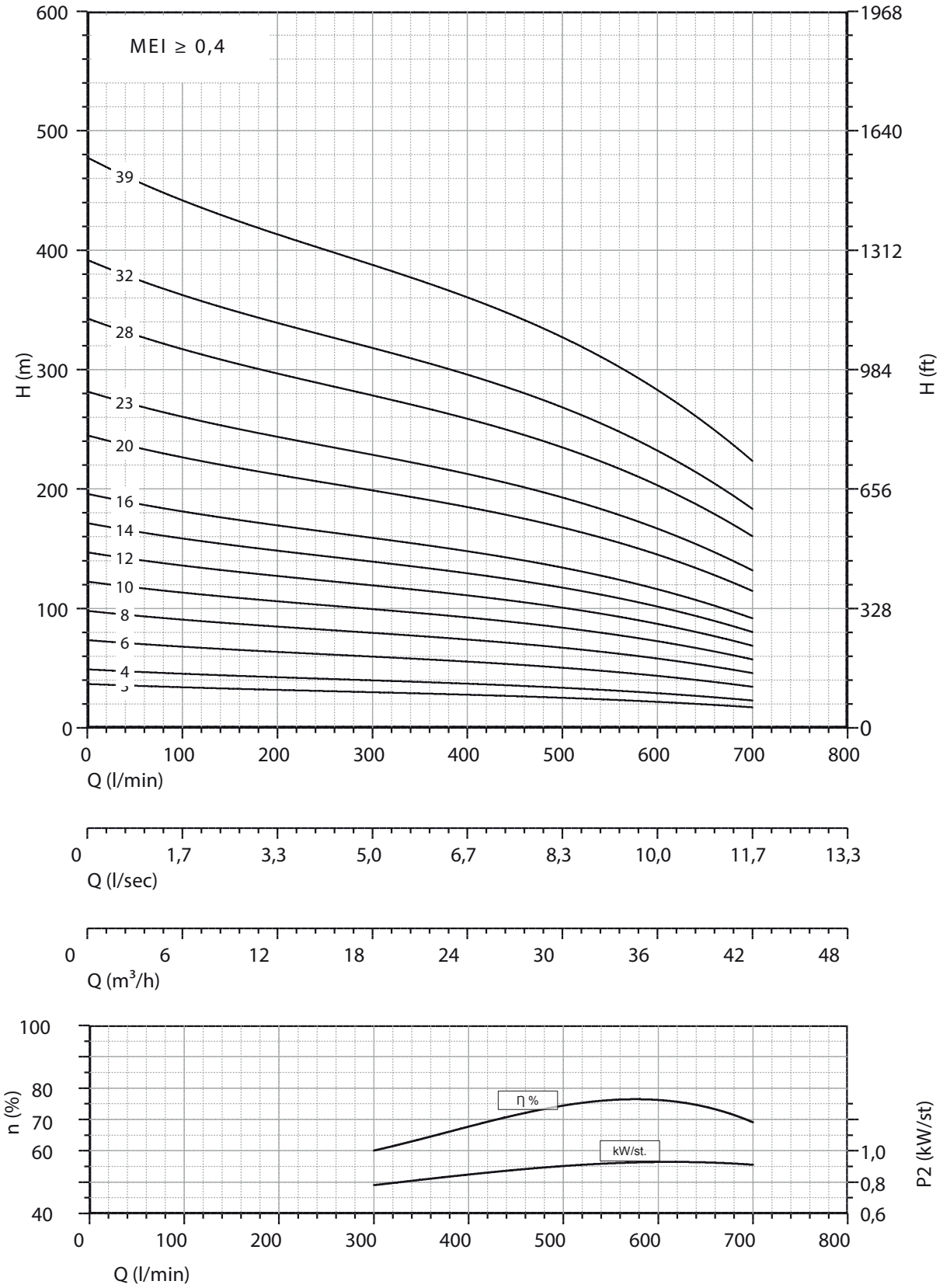


MEI ≥ 0,4 (direttiva EU No. 547/2012 - regulation EU N. 547/2012)
Tolleranze secondo UNI ISO 9906 livello 3B - Tolerances according to UNI ISO 9906 grade 3B

# 6” 6L 43

| Motor 50 Hz - 2900 rpm | | | | Q | | | | | | |
|---|---|---|---|---|---|---|---|---|---|---|
| TYPE | Power | | l/min | 0 | 400 | 500 | 600 | 700 | 800 | 900 |
| | | | l/sec | 0 | 6,67 | 8,33 | 10 | 11,67 | 13,33 | 15 |
| | (HP) | (kW) | m³/h | 0 | 24 | 30 | 36 | 42 | 48 | 54 |
| 6L 43/03 | 5,5 | 4 | H[m] | 35 | 29 | 27 | 26 | 23 | 19 | 15 |
| 6L 43/04 | 7,5 | 5,5 | | 46 | 39 | 37 | 34 | 30 | 25 | 20 |
| 6L 43/06 | 10 | 7,5 | | 69 | 59 | 55 | 51 | 45 | 38 | 30 |
| 6L 43/07 | 12,5 | 9,2 | | 81 | 68 | 64 | 60 | 53 | 44 | 35 |
| 6L 43/09 | 15 | 11 | | 104 | 88 | 82 | 77 | 68 | 57 | 45 |
| 6L 43/11 | 17,5 | 13 | | 127 | 107 | 101 | 94 | 83 | 70 | 55 |
| 6L 43/12 | 20 | 15 | | 138 | 117 | 110 | 102 | 90 | 76 | 60 |
| 6L 43/15 | 25 | 18,5 | | 173 | 146 | 137 | 128 | 113 | 95 | 75 |
| 6L 43/18 | 30 | 22 | | 207 | 176 | 165 | 153 | 135 | 114 | 90 |
| 6L 43/22 | 35 | 26 | | 253 | 215 | 201 | 187 | 165 | 140 | 110 |
| 6L 43/25 | 40 | 30 | | 288 | 244 | 229 | 213 | 188 | 159 | 125 |
| 6L 43/31 | 50 | 37 | | 357 | 302 | 284 | 264 | 233 | 197 | 155 |

| Motor 50 Hz 2900 rpm | Dimensions (mm) | | | Weight (kg) | |
|---|---|---|---|---|---|
| TYPE | A 3~ 400 V | B | C 3~ | M 3~ | P |
| 6L 43/03 | 1165 | 568 | 597 | 22 | 13 |
| 6L 43/04 | 1362 | 664 | 698 | 27 | 14 |
| 6L 43/06 | 1674 | 856 | 818 | 32 | 15,5 |
| 6L 43/07 | 1703 | 952 | 751 | 60 | 16 |
| 6L 43/09 | 1955 | 1144 | 811 | 65 | 17,5 |
| 6L 43/11 | 2177 | 1336 | 841 | 70 | 19 |
| 6L 43/12 | 2363 | 1432 | 931 | 75 | 21 |
| 6L 43/15 | 2711 | 1720 | 991 | 83 | 25 |
| 6L 43/18 | 3079 | 2008 | 1071 | 92 | 27 |
| 6L 43/22 | 3573 | 2392 | 1181 | 100 | 29 |
| 6L 43/25 | 3931 | 2680 | 1251 | 108 | 32 |
| 6L 43/31 | 4597 | 3256 | 1341 | 118 | 35 |




| | |
|---|---|
| Max Eff. % = | 74 |
| Max kW / St. = | 1,18 |

| Q (flow) | 25% | 50% | 75% | 100% |
|---|---|---|---|---|
| NPSH (m) | 3,4 | 3,6 | 4,5 | 6,5 |

MEI ≥ 0,4 (direttiva EU No. 547/2012 - regulation EU N. 547/2012)
Tolleranze secondo UNI ISO 9906 livello 3B - Tolerances according to UNI ISO 9906 grade 3B

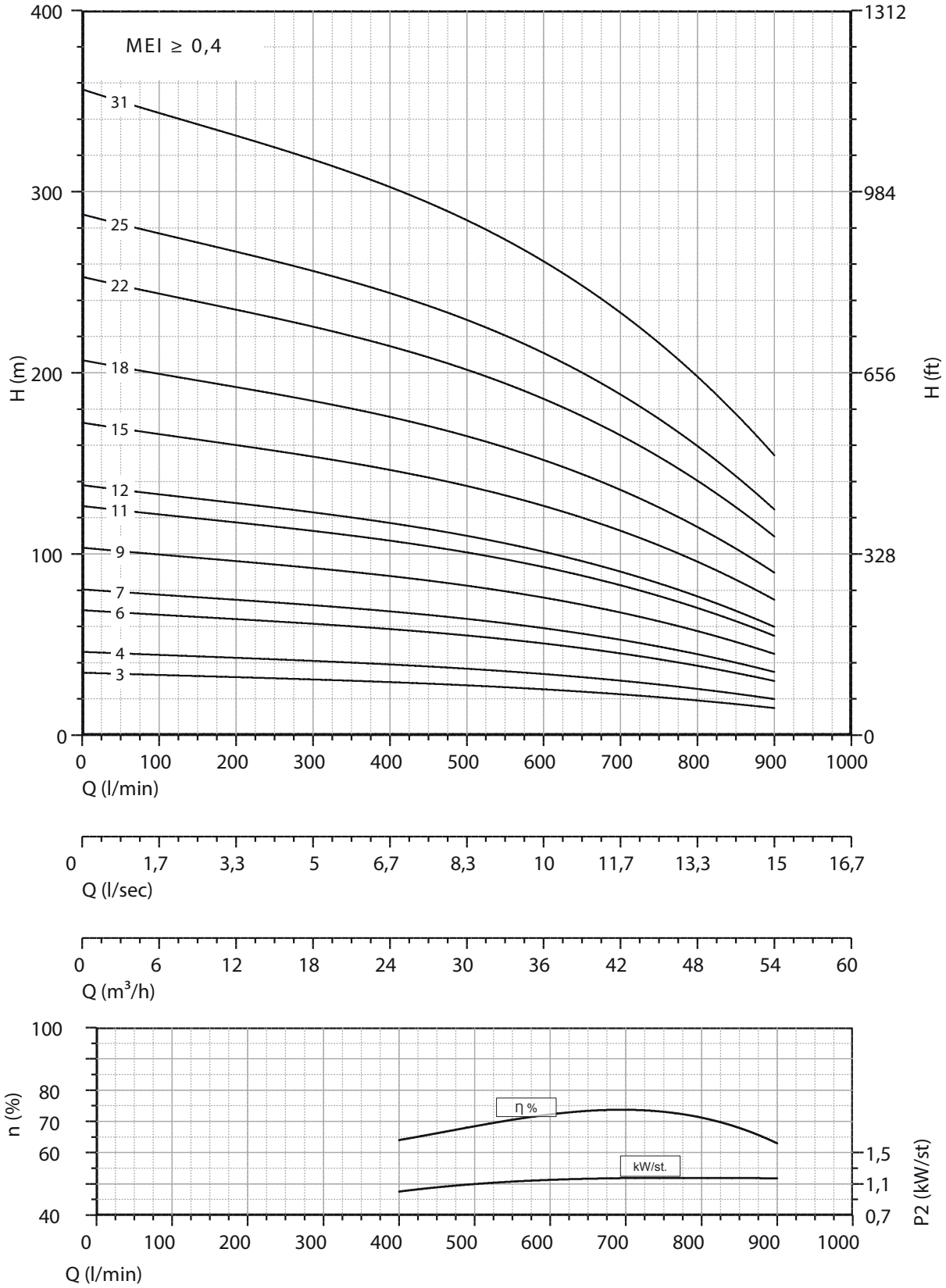


MEI ≥ 0,4 (direttiva EU No. 547/2012 - regulation EU N. 547/2012)
Tolleranze secondo UNI ISO 9906 livello 3B - Tolerances according to UNI ISO 9906 grade 3B

# 6″ 6L line

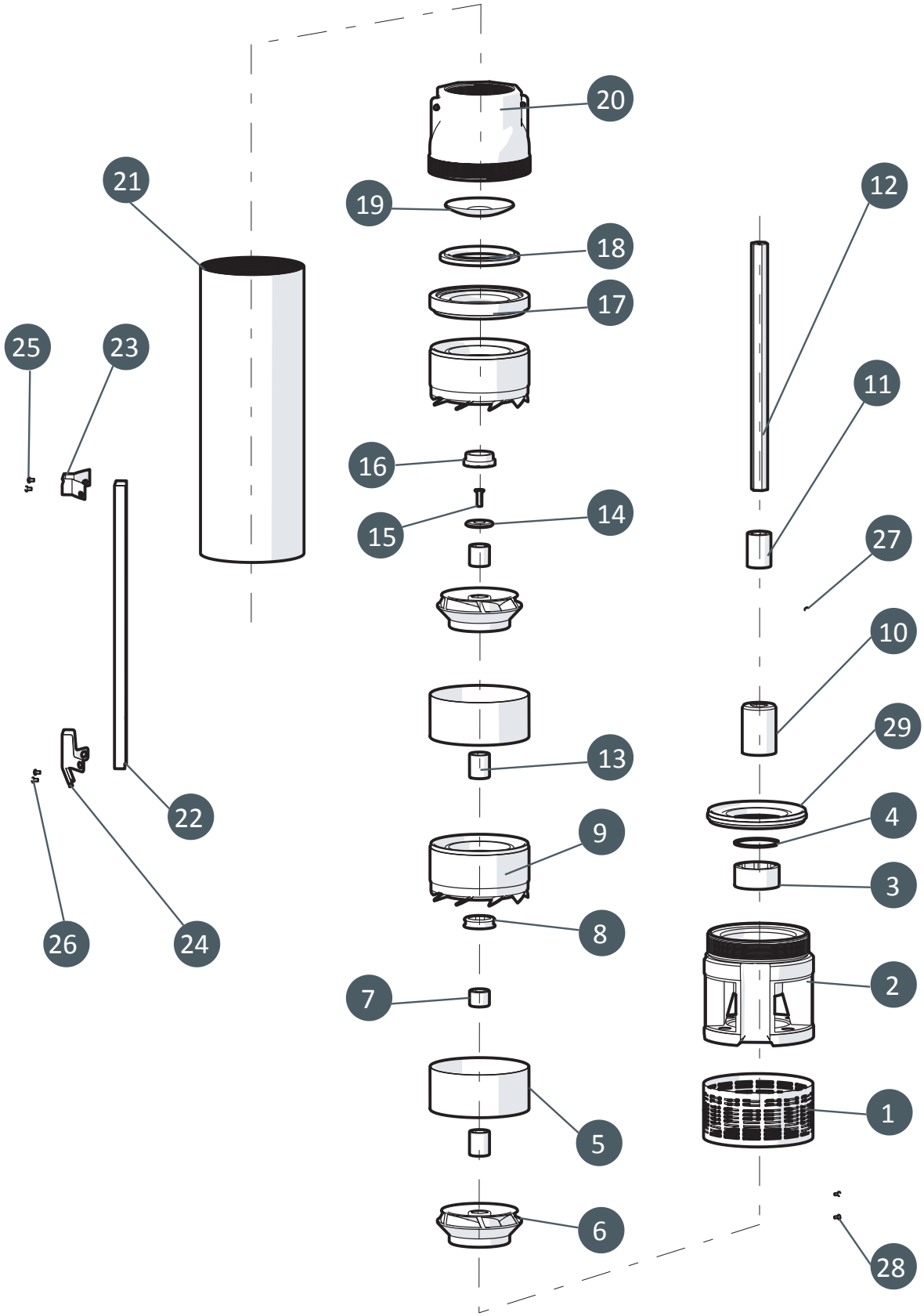

| 6L | | | |
|---|---|---|---|
| N. CODE | DESCRIZIONE (ITALIANO) | DESCRIPTION (ENGLISH) | MATERIAL |
| 1 | SUCCHERUOLA | SUCTION STRAINER | AISI 304 |
| 2 | GABBIA DI ASPIRAZIONE SUCTION CAGE AISI 304 | SUCTION CAGE | CAST IRON |
| 3 | BRONZINA PER GABBIA | BEARING BUSH FOR SUCTION CAGE RUBBER NBR | RUBBER NBR |
| 4 | SEEGER BRONZINA SEEGER | BEARING BUSH | AISI 304 |
| 5 | ELEMENTO INTERMEDIO | INTERMEDIATE CASING | AISI 304 |
| 6 | GIRANTE | IMPELLER | NORYL GFN2 |
| 7 | DISTANZIATORE INTERMEDIO | INTERMEDIATE SPACER | AISI 304 |
| 8 | BRONZINA DIFFUSORE | DIFFUSER BEARING BUSH | RUBBER NBR |
| 9 | DIFFUSORE | DIFFUSER | NORYL GFN2 +RING AISI 304 |
| 10 | GIUNTO DI TRAINO | JOINT | AISI 304 |
| 11 | DISTANZIATORE PRIMA GIRANTE | SPACER FIRST IMPELLER | NORYL GFN2 |
| 12 | ALBERO POMPA | PUMP SHAFT | AISI 420 |
| 13 | DISTANZIATORE | SPACER | NORYL GFN2 |
| 14 | DISCO ACCIAIO | RING | AISI 304 |
| 15 | VITE | SCREW | AISI 304 |
| 16 | CONTROSOSPENSIONE | COUNTERTHRUST | PTFE+25%CARBON |
| 17 | ANELLO GUARNIZIONE MANDATA | RING GASKET VALVE | NORYL GFN2 |
| 18 | GUARNIZIONE FARFALLA | GASKET VALVE | RUBBER NBR |
| 19 | FARFALLA | CAP VALVE | AISI 304 |
| 20 | MANDATA | DELIVERY BOWL | AISI 304 |
| 21 | CAMICIA | SLEEVE | AISI 304 |
| 22 | COPRICAVO | COVER CABLE | AISI 304 |
| 23 | STAFFETTA SUPERIORE | UPPER FLANGE | AISI 304 |
| 24 | STAFFETTA INFERIORE | LOWER FLANGE | AISI 304 |
| 25 | N.2 VITI M4 X 10 PER STAFFETTA SUPERIORE | N.2 SCREW M4X10 FOR UPPER FLANGE | AISI 304 |
| 26 | N.2 VITI M4 X 10 PER STAFFETTA INFERIORE | N.2 SCREW M4X10 FOR LOWER FLANGE | AISI 304 |
| 27 | GRANO PER GIUNTO | SCREW | AISI 304 |
| 28 | N.2 VITI M4 X 8 PER SUCCHERUOLA | N.2 SCREW M4X8 SUCTION STRAINER | AISI 304 |
| 29 | ANELLO RACCORDO GABBIA | RING FOR SUCTION CAGE | NORYL GFN2 + RING AISI 304 |

| N. CODE | DESCRIPTION (FRANCAIS) | DESCRIPTION (ESPAÑOL) | MATERIAL |
|---|---|---|---|
| 1 | CREPINE | REJILLA | AISI 304 |
| 2 | CAGE D’ASPIRATION | CUERPO DE ASPIRACION | AISI 304 |
| 3 | BEARING BUSH POUR CAGE D’ASPIRATION | COJINETE CUERPO DE ASPIRACION | RUBBER NBR |
| 4 | SEEGER BEARING BUSH | SEEGER POR COJINETE | AISI 304 |
| 5 | ELEMENT INTERMEDIARE | ELEMENTO INTERMEDIO | AISI 304 |
| 6 | ROUE | IMPULSOR | NORYL GFN2 |
| 7 | ENTRETOISE INTERMEDIARE | DISTANCIADOR INTERMEDIO | AISI 304 |
| 8 | DIFFUSEUR BEARING BUSH | COJINETE DIFUSOR | RUBBER NBR |
| 9 | DIFFUSEUR | DIFUSOR | NORYL GFN2 +RING AISI 304 |
| 10 | JOINT | ACOPLAMIENTO | AISI 304 |
| 11 | ENTRETOISE PREMIERE ROUE | DISTANCIADOR PRIMER IMPULSOR | NORYL GFN2 |
| 12 | ARBRE POMPE | EJE DE BOMBA | AISI 420 |
| 13 | ENTRETOISE | DISTANCIADOR | NORYL GFN2 |
| 14 | RING | ANILLO EN ACERO | AISI 304 |
| 15 | VIS | TORNILLO | AISI 304 |
| 16 | CONTRESUSPENSION | CONTRA-SUSPENCION | PTFE+25%CARBON |
| 17 | ANNEAU VALVE GASKET | JUNTA PARA VALVULA | NORYL GFN2 |
| 18 | BAGUE VALVE GASKET | JUNTA VALVULA | RUBBER NBR |
| 19 | PLAT | VALVULA | AISI 304 |
| 20 | REFOULEMENT | CUERPO DE IMPULSION | AISI 304 |
| 21 | CHEMISE | CAMISA | AISI 304 |
| 22 | PROTECTION CABLE | PARACABLE | AISI 304 |
| 23 | BRIDE SUPERIEURE | GRAPA SUPERIOR | AISI 304 |
| 24 | BRIDE INFERIEURE | GRAPA INFERIOR | AISI 304 |
| 25 | N.2 VIS M4X10 POUR BRIDE SUPERIEURE | N.2 TORNILLOS GRAPA SUPERIOR | AISI 304 |
| 26 | N.2 VIS M4X10 POUR BRIDE INFERIEURE | N.2 TORNILLOS GRAPA INFERIOR | AISI 304 |
| 27 | VIS | TORNILLO POR ACOPLAMIENTO | AISI 304 |
| 28 | N.2 VIS M4X8 POUR CREPINE | N.2 TORNILLOS REJILLA | AISI 304 |
| 29 | ANNEAU FOR CAGE D’ASPIRATION | ANILLO CUERPO DE ASPIRACION | NORYL GFN2 + RING AISI 304 |

# Elettropompe Sommerse 6”, 8”, 10” Semiassali

# 6”, 8”, 10” Borehole Mix-flow Pumps

# Bombas para Pozos 6”, 8”, 10” Semi Axiales

# Pompes puor Puits de 6”, 8”, 10” Semi Axiales

# 6″ - 8″ - 10″ 6-8-10LMG lines

| CARATTERISTICHE COSTRUTTIVE / CONSTRUCTION FEATURES<br>CARACTERÍSTICAS CONSTRUCTIVAS / CARACTÉRISTIQUES D'EXÉCUTION | |
|---|---|
| Corpo d'Aspirazione e di Mandata<br>Suction and delivery outlet<br>Caja de Aspiracion y de Impulsión<br>Cage d'aspiration et de refoulement | **ghisa GG25**<br>**cast iron GG25**<br>**fundición GG25**<br>**fonte GG25** |
| Valvola<br>Valve<br>Valvula<br>Plat | **AISI 304** |
| Giranti e diffusori<br>Impellers and diffusers<br>Rodetes y difusores<br>Turbines et diffuseurs | **ghisa GG25; a richiesta giranti AISI 304**<br>**cast iron GG25; AISI 304 impeller on request**<br>**fundición GG25; bajo pedido rodetes AISI 304**<br>**fonte GG25; sur demande turbines AISI 304** |
| Bronzina superiore<br>Upper bushings<br>Cojinete superior<br>Coussinet de bague supérieur | **gomma NBR**<br>**NBR rubber**<br>**goma NBR**<br>**caoutchouc NBR** |
| Albero corpo pompa<br>Shaft pump side<br>Eje cuerpo bomba<br>Arbre pompe | **AISI 304** |
| Quantità di sabbia nell'acqua<br>Quantity of sand in the water<br>Cantidad de arena en el agua<br>Quantité de sable dans l'eau | **max 50 gr/m³** |
| **MOTORE / MOTOR / MOTOR / MOTEUR** | |
| Asincrono 2 poli<br>Asynchronous 2 pole<br>Asíncrono 2 polos<br>Asinchrone 2 pôles | riavvolgibile in bagno d'acqua<br>rewindable water cooled<br>bobinable en baño de agua<br>enroulable en bain d'eau |
| Classe di isolamento<br>Insulation class<br>Clase de aislamiento<br>Classe d'isolation | **Y (max 30 °C)**<br>**F (max 50 °C)** |
| Grado di protezione<br>Protection degree<br>Grado de protección<br>protection | **IP68** |
| Temperatura del liquido<br>Liquid temperature<br>Temperatura del liquído<br>Température du liquide | **max 30 °C (su richiesta max 50 °C)**<br>**max 30 °C (max 50 °C on request)**<br>**max 30 °C (bajo pedido max 50 °C)**<br>**max 30 °C (sur demande max 50 °C)** |

Pompe sommerse centrifughe multistadio per pozzi da 6″, 8″, 10″. Valvola di ritegno incorporata nella bocca di mandata. Flangia di accoppiamento al motore secondo la normativa NEMA. Applicazioni civili e agricole sono tra le più comuni.

Submersible multistage centrifugal pumps for 6″, 8″, 10″ wells. Check valve built into the delivery outlet. Pump flange for coupling with motors are made according to NEMA standards. Most common applications are civil and agricultural.

Bombas sumergibles para pozos de 6″, 8″, 10″. Válvula de retención incorporada en la boca de impulsión. Brida de conexión al motor según norma NEMA. Utilizadas en particular para aplicaciones civiles y agrícolas.

Pompes immergées centrifuges multietagées pour puits de 6″, 8″, 10″. Clapet de retenue incorporé dans l'orifice de refoulement. Bride d'accouplement au moteur est exécutèe selon normes NEMA. Les applications civiles et agricoles sont parmi les plus communes.

# 6” 6LMG 38

| Motor 50 Hz - 2900 rpm | | | | | Q | | | | | | |
|---|---|---|---|---|---|---|---|---|---|---|---|
| TYPE | Power | | 400 V | l/min | 0 | 300 | 400 | 500 | 600 | 700 | 800 |
| | | | | l/sec | 0 | 5,00 | 6,67 | 8,33 | 10,00 | 11,67 | 13,33 |
| | (HP) | (kW) | A | m³/h | 0 | 18 | 24 | 30 | 36 | 42 | 48 |
| 6LMG 38/03 | 5,5 | 4 | 7,5 | | 43 | 36 | 33 | 30 | 27 | 22 | 15 |
| 6LMG 38/04 | 7,5 | 5,5 | 12,5 | | 57 | 48 | 44 | 40 | 37 | 30 | 20 |
| 6LMG 38/05 | 10 | 7,5 | 17,5 | | 71 | 60 | 55 | 50 | 46 | 37 | 25 |
| 6LMG 38/06 | 10 | 7,5 | 17,5 | | 86 | 72 | 66 | 60 | 55 | 45 | 30 |
| 6LMG 38/07 | 12,5 | 9,2 | 21 | | 100 | 84 | 77 | 70 | 64 | 52 | 35 |
| 6LMG 38/08 | 15 | 11 | 24,5 | | 114 | 96 | 88 | 80 | 73 | 59 | 40 |
| 6LMG 38/09 | 15 | 11 | 24,5 | H[m] | 129 | 108 | 99 | 90 | 82 | 67 | 45 |
| 6LMG 38/10 | 17,5 | 13 | 28 | | 143 | 120 | 110 | 100 | 91 | 74 | 50 |
| 6LMG 38/11 | 17,5 | 13 | 28 | | 157 | 132 | 121 | 110 | 101 | 82 | 55 |
| 6LMG 38/12 | 20 | 15 | 32 | | 171 | 144 | 132 | 120 | 110 | 89 | 60 |
| 6LMG 38/13 | 20 | 15 | 32 | | 186 | 156 | 143 | 130 | 119 | 97 | 65 |
| 6LMG 38/14 | 25 | 18,5 | 40 | | 200 | 168 | 154 | 140 | 128 | 104 | 70 |
| 6LMG 38/15 | 25 | 18,5 | 40 | | 214 | 180 | 165 | 150 | 137 | 111 | 75 |

| Motor 50 Hz 2900 rpm | Dimensions (mm) | | | Weight (kg) | |
|---|---|---|---|---|---|
| TYPE | A | B | C | M | P |
| 6LMG 38/03 | 1242 | 596 | 646 | 40 | 19 |
| 6LMG 38/04 | 1368 | 697 | 671 | 45 | 23 |
| 6LMG 38/05 | 1499 | 798 | 701 | 55 | 28 |
| 6LMG 38/06 | 1600 | 899 | 701 | 55 | 32 |
| 6LMG 38/07 | 1751 | 1000 | 751 | 60 | 36 |
| 6LMG 38/08 | 1912 | 1101 | 811 | 65 | 40 |
| 6LMG 38/09 | 2013 | 1202 | 811 | 65 | 44 |
| 6LMG 38/10 | 2144 | 1303 | 841 | 70 | 48 |
| 6LMG 38/11 | 2245 | 1404 | 841 | 70 | 52 |
| 6LMG 38/12 | 2436 | 1505 | 931 | 75 | 56 |
| 6LMG 38/13 | 2537 | 1606 | 931 | 75 | 60 |
| 6LMG 38/14 | 2698 | 1707 | 991 | 83 | 64 |
| 6LMG 38/15 | 2799 | 1808 | 991 | 83 | 69 |

| | |
|---|---|
| Max Eff. % = | 74 |
| Max kW / St. = | 1,22 |

| Q (flow) | 25% | 50% | 75% | 100% |
|---|---|---|---|---|
| NPSH (m) | 3,4 | 3,4 | 3,8 | 8 |




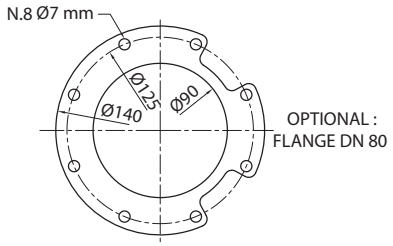


FOR COMMERCIAL TUBE
EXTERNAL DIAMETER: 88,9 mm

Tolleranza alla sabbia 50 g/m³ - sand tolerance 50 g/m³
MEI ≥ 0,4 (direttiva EU No. 547/2012 - regulation EU N. 547/2012)
Tolleranze secondo UNI ISO 9906 livello 3B -Tolerances according to UNI ISO 9906 grade 3B

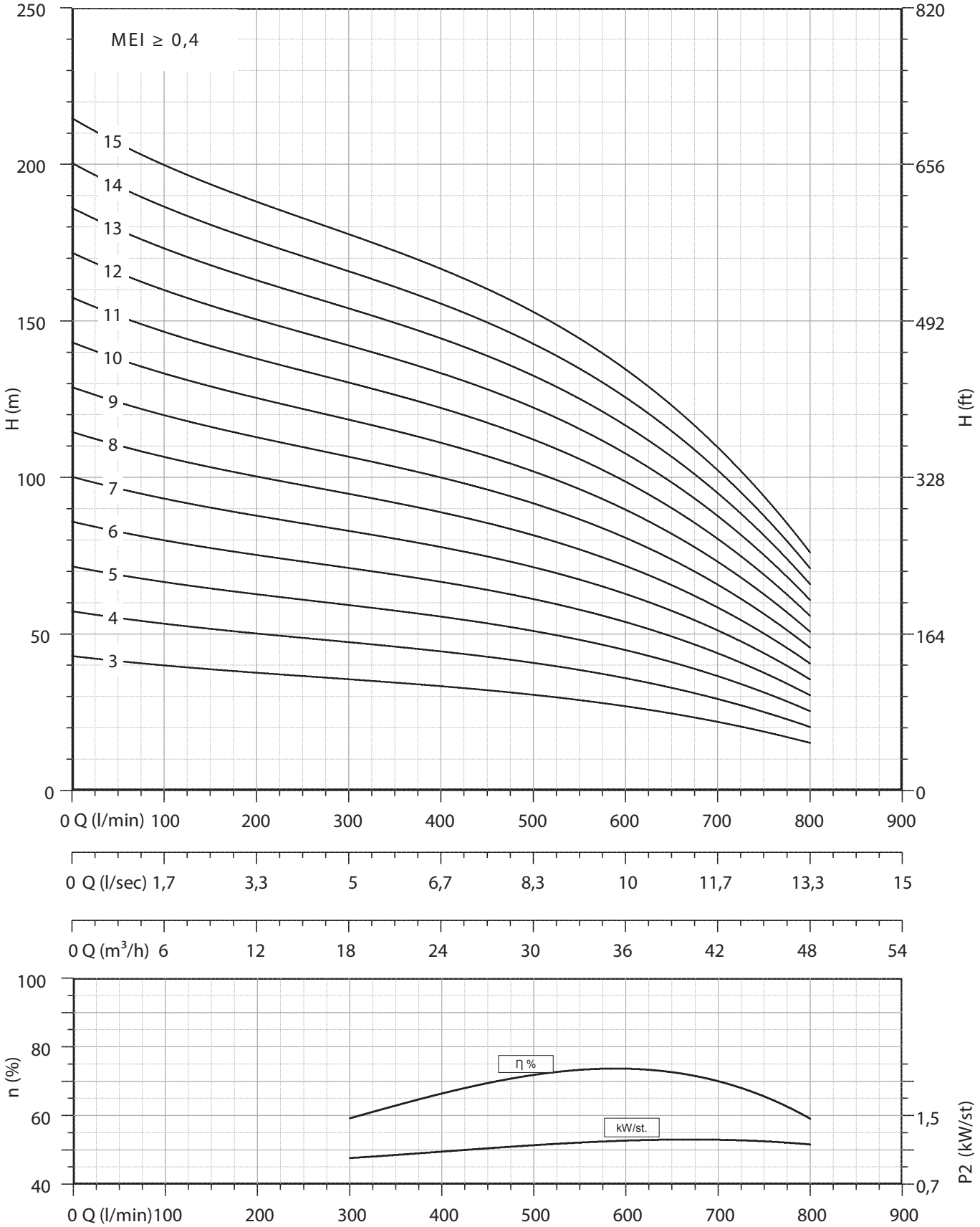


Tolleranza alla sabbia 50 g/m³ - sand tolerance 50 g/m³
MEI ≥ 0,4 (direttiva EU No. 547/2012 - regulation EU N. 547/2012)
Tolleranze secondo UNI ISO 9906 livello 3B - Tolerances according to UNI ISO 9906 grade 3B

# 6” 6LMG 38

| Motor 50 Hz - 2900 rpm | | | | | Q | | | | | | |
|---|---|---|---|---|---|---|---|---|---|---|---|
| TYPE | Power | | 400 V | l/min | 0 | 300 | 400 | 500 | 600 | 700 | 800 |
| | | | | l/sec | 0 | 5,00 | 6,67 | 8,33 | 10,00 | 11,67 | 13,33 |
| | (HP) | (kW) | A | m³/h | 0 | 18 | 24 | 30 | 36 | 42 | 48 |
| 6LMG 38/16 | 30 | 22 | 47,5 | | 229 | 192 | 176 | 160 | 146 | 119 | 80 |
| 6LMG 38/17 | 30 | 22 | 47,5 | | 243 | 204 | 187 | 170 | 155 | 126 | 85 |
| 6LMG 38/18 | 30 | 22 | 47,5 | | 257 | 216 | 198 | 180 | 165 | 134 | 90 |
| 6LMG 38/19 | 35 | 26 | 55 | | 271 | 228 | 209 | 190 | 174 | 141 | 95 |
| 6LMG 38/20 | 35 | 26 | 55 | | 286 | 240 | 220 | 200 | 183 | 149 | 100 |
| 6LMG 38/21 | 35 | 26 | 55 | | 300 | 252 | 231 | 210 | 192 | 156 | 105 |
| 6LMG 38/22 | 35 | 26 | 55 | | 314 | 264 | 242 | 220 | 201 | 163 | 110 |
| 6LMG 38/23 | 40 | 30 | 62,5 | H[m] | 329 | 276 | 253 | 230 | 210 | 171 | 115 |
| 6LMG 38/24 | 40 | 30 | 62,5 | | 343 | 288 | 264 | 240 | 219 | 178 | 120 |
| 6LMG 38/25 | 40 | 30 | 62,5 | | 357 | 300 | 275 | 250 | 229 | 186 | 125 |
| 6LMG 38/26 | 50 | 37 | 78 | | 371 | 312 | 286 | 260 | 238 | 193 | 130 |
| 6LMG 38/27 | 50 | 37 | 78 | | 386 | 324 | 297 | 270 | 247 | 201 | 135 |
| 6LMG 38/28 | 50 | 37 | 78 | | 400 | 336 | 308 | 280 | 256 | 208 | 140 |
| 6LMG 38/29 | 50 | 37 | 78 | | 414 | 348 | 319 | 290 | 265 | 215 | 145 |
| 6LMG 38/30 | 50 | 37 | 78 | | 429 | 360 | 330 | 300 | 274 | 223 | 150 |

| Motor 50 Hz 2900 rpm | Dimensions (mm) | | | Weight (kg) | |
|---|---|---|---|---|---|
| TYPE | A | B | C | M | P |
| 6LMG 38/16 | 2980 | 1909 | 1071 | 92 | 73 |
| 6LMG 38/17 | 3081 | 2010 | 1071 | 92 | 77 |
| 6LMG 38/18 | 3182 | 2111 | 1071 | 92 | 81 |
| 6LMG 38/19 | 3393 | 2212 | 1181 | 100 | 85 |
| 6LMG 38/20 | 3494 | 2313 | 1181 | 100 | 89 |
| 6LMG 38/21 | 3595 | 2414 | 1181 | 100 | 93 |
| 6LMG 38/22 | 3696 | 2515 | 1181 | 100 | 97 |
| 6LMG 38/23 | 3867 | 2616 | 1251 | 108 | 101 |
| 6LMG 38/24 | 3968 | 2717 | 1251 | 108 | 105 |
| 6LMG 38/25 | 4069 | 2818 | 1251 | 108 | 110 |
| 6LMG 38/26 | 4260 | 2919 | 1341 | 118 | 114 |
| 6LMG 38/27 | 4361 | 3020 | 1341 | 118 | 118 |
| 6LMG 38/28 | 4462 | 3121 | 1341 | 118 | 122 |
| 6LMG 38/29 | 4563 | 3222 | 1341 | 118 | 126 |
| 6LMG 38/30 | 4664 | 3323 | 1341 | 118 | 130 |

| | |
|---|---|
| Max Eff. % = | 74 |
| Max kW / St. = | 1,22 |

| Q (flow) | 25% | 50% | 75% | 100% |
|---|---|---|---|---|
| NPSH (m) | 3,4 | 3,4 | 3,8 | 8 |




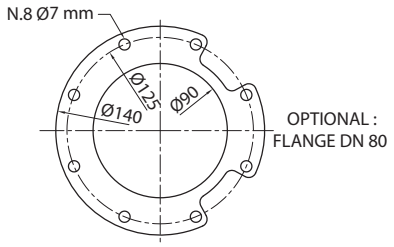


FOR COMMERCIAL TUBE
EXTERNAL DIAMETER: 88,9 mm

Tolleranza alla sabbia 50 g/m³ - sand tolerance 50 g/m³
MEI ≥ 0,4 (direttiva EU No. 547/2012 - regulation EU N. 547/2012)
Tolleranze secondo UNI ISO 9906 livello 3B -Tolerances according to UNI ISO 9906 grade 3B

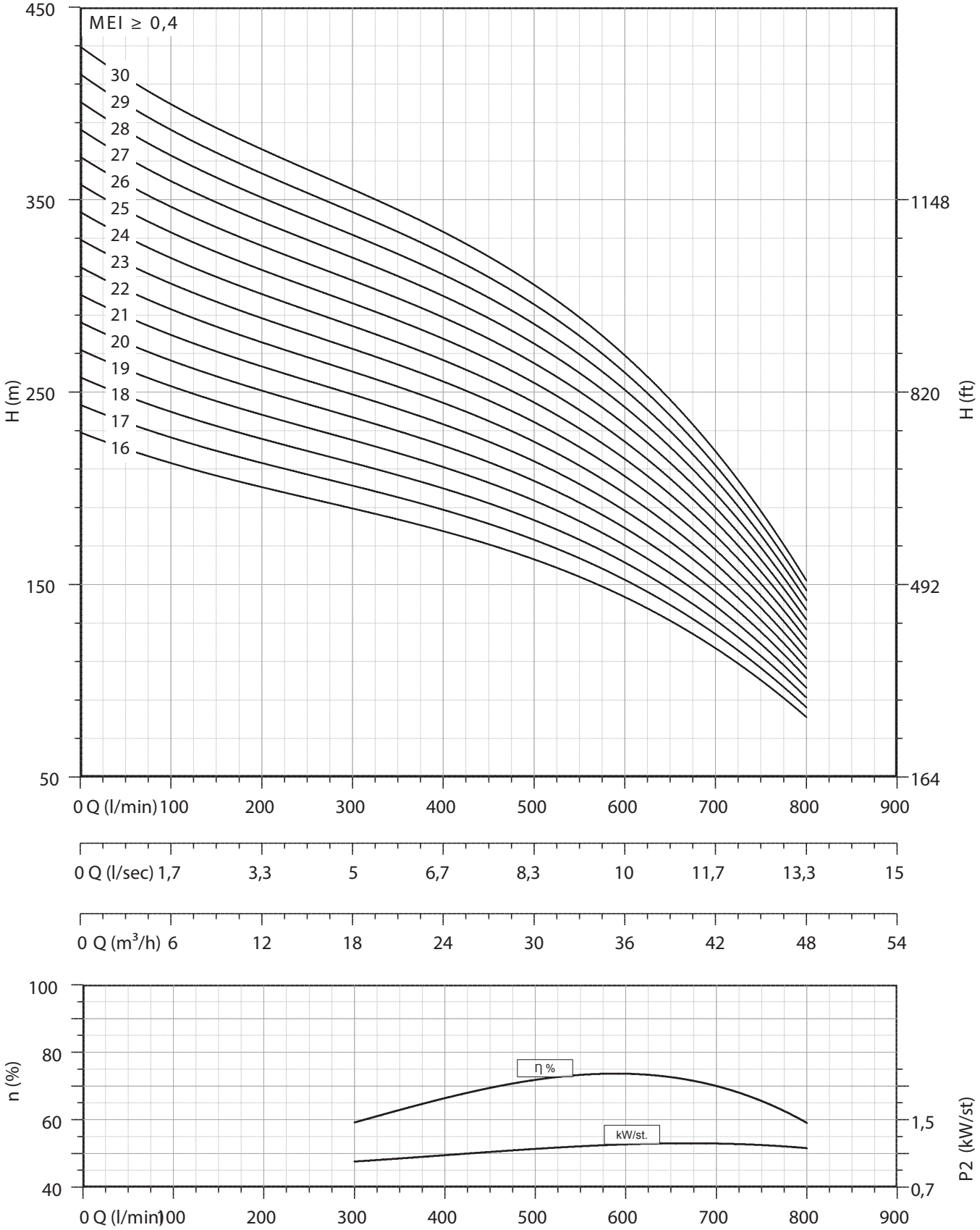


Tolleranza alla sabbia 50 g/m³ - sand tolerance 50 g/m³
MEI ≥ 0,4 (direttiva EU No. 547/2012 - regulation EU N. 547/2012)
Tolleranze secondo UNI ISO 9906 livello 3B - Tolerances according to UNI ISO 9906 grade 3B

# 6” 6LMG 48

| Motor 50 Hz - 2900 rpm | | | | | Q | | | | | | | |
|---|---|---|---|---|---|---|---|---|---|---|---|---|
| TYPE | Power | | 400 V | l/min | 0 | 400 | 500 | 600 | 700 | 800 | 900 | 1000 |
| | | | | l/sec | 0 | 6,67 | 8,33 | 10,00 | 11,67 | 13,33 | 15,00 | 16,67 |
| | (HP) | (kW) | A | m³/h | 0 | 24 | 30 | 36 | 42 | 48 | 54 | 60 |
| 6LMG 48/03 | 5,5 | 4 | 7,5 | | 40 | 32 | 31 | 29 | 26 | 22 | 17 | 10 |
| 6LMG 48/04 | 7,5 | 5,5 | 12,5 | | 53 | 43 | 41 | 38 | 34 | 29 | 22 | 13 |
| 6LMG 48/05 | 10 | 7,5 | 17,5 | | 67 | 53 | 51 | 48 | 43 | 36 | 28 | 17 |
| 6LMG 48/06 | 12,5 | 9,2 | 21 | | 80 | 64 | 61 | 57 | 51 | 43 | 33 | 20 |
| 6LMG 48/07 | 12,5 | 9,2 | 21 | | 93 | 75 | 71 | 67 | 60 | 50 | 39 | 23 |
| 6LMG 48/08 | 15 | 11 | 24,5 | | 107 | 85 | 81 | 76 | 68 | 57 | 44 | 27 |
| 6LMG 48/09 | 17,5 | 13 | 28 | H[m] | 120 | 96 | 92 | 86 | 77 | 65 | 50 | 30 |
| 6LMG 48/10 | 17,5 | 13 | 28 | | 133 | 107 | 102 | 95 | 85 | 72 | 55 | 33 |
| 6LMG 48/11 | 20 | 15 | 32 | | 147 | 117 | 112 | 105 | 94 | 79 | 61 | 37 |
| 6LMG 48/12 | 20 | 15 | 32 | | 160 | 128 | 122 | 114 | 102 | 86 | 66 | 40 |
| 6LMG 48/13 | 25 | 18,5 | 40 | | 173 | 139 | 132 | 124 | 111 | 93 | 72 | 43 |
| 6LMG 48/14 | 25 | 18,5 | 40 | | 187 | 149 | 142 | 133 | 119 | 100 | 77 | 47 |
| 6LMG 48/15 | 30 | 22 | 47,5 | | 200 | 160 | 153 | 143 | 128 | 108 | 83 | 50 |

| Motor 50 Hz 2900 rpm | Dimensions (mm) | | | Weight (kg) | |
|---|---|---|---|---|---|
| TYPE | A | B | C | M | P |
| 6LMG 48/03 | 1242 | 596 | 646 | 40 | 19 |
| 6LMG 48/04 | 1368 | 697 | 671 | 45 | 23 |
| 6LMG 48/05 | 1499 | 798 | 701 | 55 | 28 |
| 6LMG 48/06 | 1650 | 899 | 751 | 60 | 32 |
| 6LMG 48/07 | 1751 | 1000 | 751 | 60 | 36 |
| 6LMG 48/08 | 1912 | 1101 | 811 | 65 | 40 |
| 6LMG 48/09 | 2043 | 1202 | 841 | 70 | 44 |
| 6LMG 48/10 | 2144 | 1303 | 841 | 70 | 48 |
| 6LMG 48/11 | 2335 | 1404 | 931 | 75 | 52 |
| 6LMG 48/12 | 2436 | 1505 | 931 | 75 | 56 |
| 6LMG 48/13 | 2597 | 1606 | 991 | 83 | 60 |
| 6LMG 48/14 | 2698 | 1707 | 991 | 83 | 64 |
| 6LMG 48/15 | 2879 | 1808 | 1071 | 92 | 69 |

| | |
|---|---|
| Max Eff. % = | 74 |
| Max kW / St. = | 1,32 |

| Q (flow) | 25% | 50% | 75% | 100% |
|---|---|---|---|---|
| NPSH (m) | 3,45 | 3,5 | 3,8 | 5 |

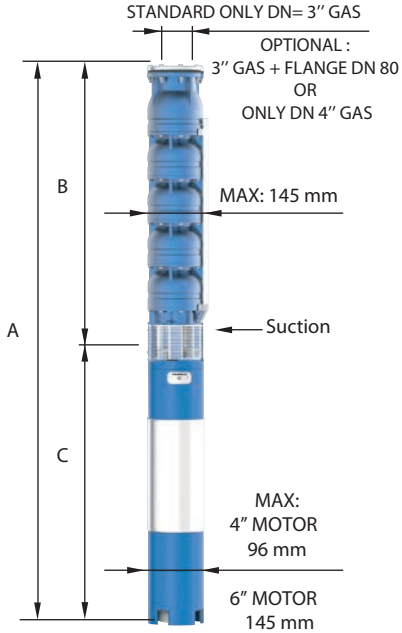


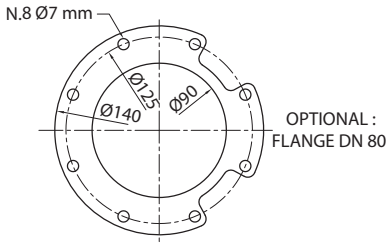


FOR COMMERCIAL TUBE
EXTERNAL DIAMETER: 88,9 mm

Tolleranza alla sabbia 50 g/m³ - sand tolerance 50 g/m³
MEI ≥ 0,4 (direttiva EU No. 547/2012 - regulation EU N. 547/2012)
Tolleranze secondo UNI ISO 9906 livello 3B -Tolerances according to UNI ISO 9906 grade 3B

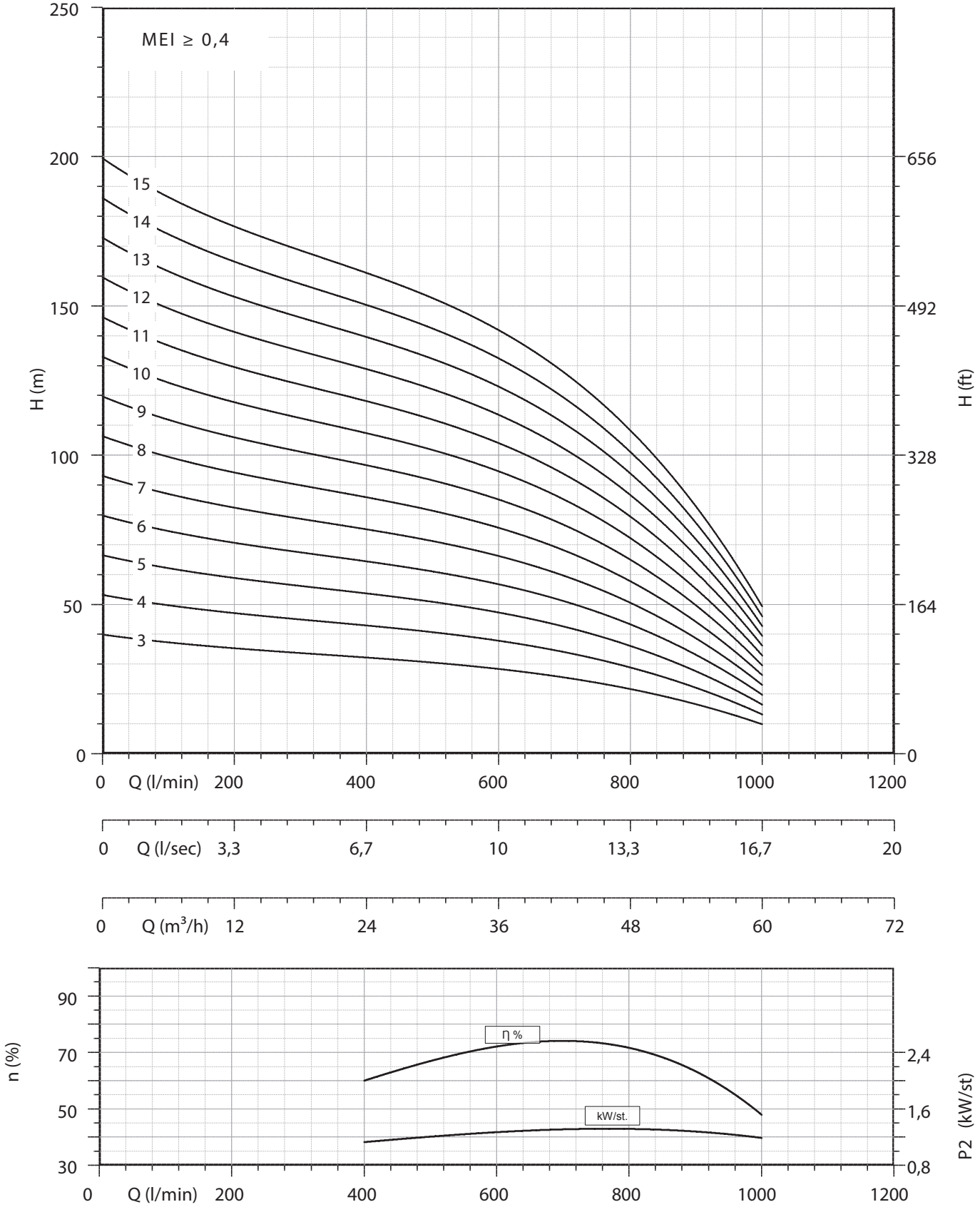


Tolleranza alla sabbia 50 g/m³ - sand tolerance 50 g/m³
MEI ≥ 0,4 (direttiva EU No. 547/2012 - regulation EU N. 547/2012)
Tolleranze secondo UNI ISO 9906 livello 3B - Tolerances according to UNI ISO 9906 grade 3B

# 6” 6LMG 48

| Motor 50 Hz - 2900 rpm | | | | | Q | | | | | | | |
|---|---|---|---|---|---|---|---|---|---|---|---|---|
| TYPE | Power | | 400 V | l/min | 0 | 400 | 500 | 600 | 700 | 800 | 900 | 1000 |
| | | | | l/sec | 0 | 6,67 | 8,33 | 10,00 | 11,67 | 13,33 | 15,00 | 16,67 |
| | (HP) | (kW) | A | m³/h | 0 | 24 | 30 | 36 | 42 | 48 | 54 | 60 |
| 6LMG 48/16 | 30 | 22 | 47,5 | | 213 | 171 | 163 | 152 | 136 | 115 | 88 | 53 |
| 6LMG 48/17 | 30 | 22 | 47,5 | | 227 | 181 | 173 | 162 | 145 | 122 | 94 | 57 |
| 6LMG 48/18 | 35 | 26 | 55 | | 240 | 192 | 183 | 171 | 153 | 129 | 99 | 60 |
| 6LMG 48/19 | 35 | 26 | 55 | | 253 | 203 | 193 | 181 | 162 | 136 | 105 | 63 |
| 6LMG 48/20 | 35 | 26 | 55 | | 267 | 213 | 203 | 190 | 170 | 143 | 110 | 67 |
| 6LMG 48/21 | 40 | 30 | 62,5 | | 280 | 224 | 214 | 200 | 179 | 151 | 116 | 70 |
| 6LMG 48/22 | 40 | 30 | 62,5 | H[m] | 293 | 235 | 224 | 209 | 187 | 158 | 121 | 73 |
| 6LMG 48/23 | 40 | 30 | 62,5 | | 307 | 245 | 234 | 219 | 196 | 165 | 127 | 77 |
| 6LMG 48/24 | 50 | 37 | 78 | | 320 | 256 | 244 | 228 | 204 | 172 | 132 | 80 |
| 6LMG 48/25 | 50 | 37 | 78 | | 333 | 267 | 254 | 238 | 213 | 179 | 138 | 83 |
| 6LMG 48/26 | 50 | 37 | 78 | | 347 | 277 | 264 | 247 | 221 | 186 | 143 | 87 |
| 6LMG 48/27 | 50 | 37 | 78 | | 360 | 288 | 275 | 257 | 230 | 194 | 149 | 90 |
| 6LMG 48/28 | 50 | 37 | 78 | | 373 | 299 | 285 | 266 | 238 | 201 | 154 | 93 |

| Motor 50 Hz 2900 rpm | Dimensions (mm) | | | Weight (kg) | |
|---|---|---|---|---|---|
| TYPE | A | B | C | M | P |
| 6LMG 48/16 | 2980 | 1909 | 1071 | 92 | 73 |
| 6LMG 48/17 | 3081 | 2010 | 1071 | 92 | 77 |
| 6LMG 48/18 | 3292 | 2111 | 1181 | 100 | 81 |
| 6LMG 48/19 | 3393 | 2212 | 1181 | 100 | 85 |
| 6LMG 48/20 | 3494 | 2313 | 1181 | 100 | 89 |
| 6LMG 48/21 | 3665 | 2414 | 1251 | 108 | 93 |
| 6LMG 48/22 | 3766 | 2515 | 1251 | 108 | 97 |
| 6LMG 48/23 | 3867 | 2616 | 1251 | 108 | 101 |
| 6LMG 48/24 | 4058 | 2717 | 1341 | 118 | 105 |
| 6LMG 48/25 | 4159 | 2818 | 1341 | 118 | 110 |
| 6LMG 48/26 | 4260 | 2919 | 1341 | 118 | 114 |
| 6LMG 48/27 | 4361 | 3020 | 1341 | 118 | 118 |
| 6LMG 48/28 | 4462 | 3121 | 1341 | 118 | 122 |

| | |
|---|---|
| Max Eff. % = | 74 |
| Max kW / St. = | 1,32 |

| Q (flow) | 25% | 50% | 75% | 100% |
|---|---|---|---|---|
| NPSH (m) | 3,45 | 3,5 | 3,8 | 5 |

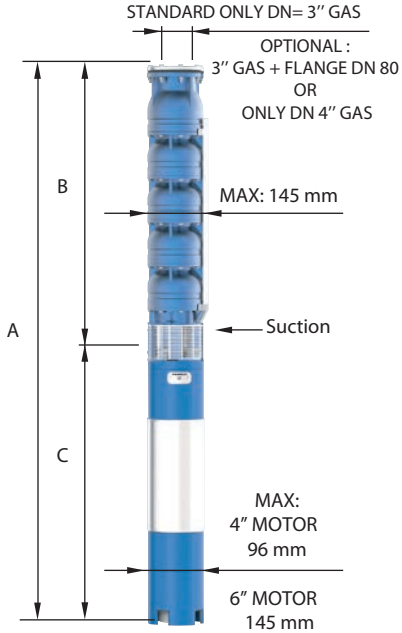


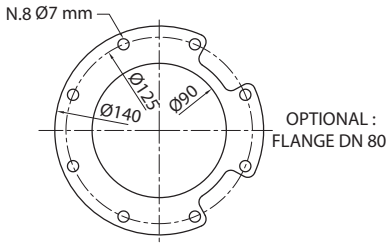


FOR COMMERCIAL TUBE
EXTERNAL DIAMETER: 88,9 mm

Tolleranza alla sabbia 50 g/m³ - sand tolerance 50 g/m³
MEI ≥ 0,4 (direttiva EU No. 547/2012 - regulation EU N. 547/2012)
Tolleranze secondo UNI ISO 9906 livello 3B -Tolerances according to UNI ISO 9906 grade 3B

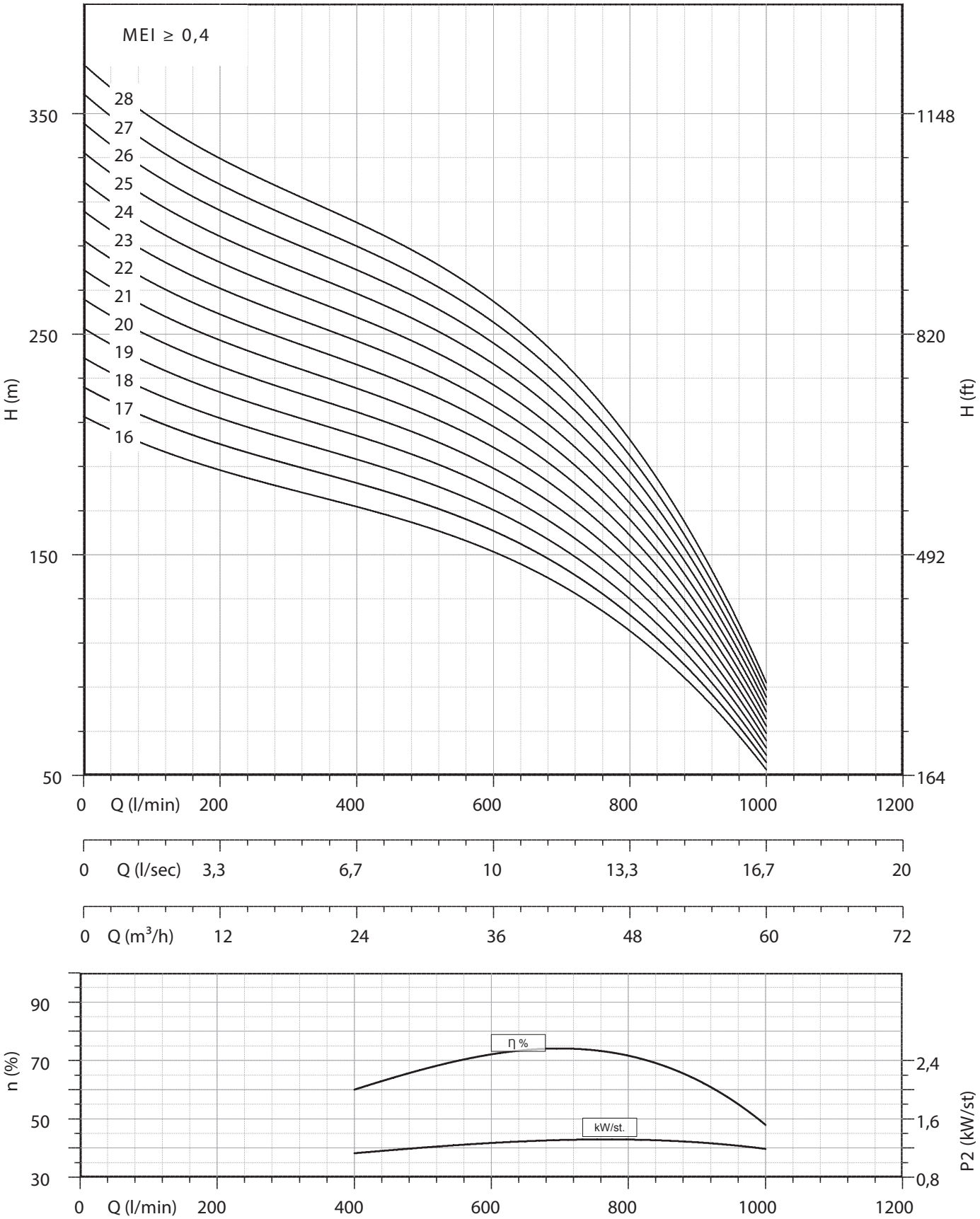


Tolleranza alla sabbia 50 g/m³ - sand tolerance 50 g/m³
MEI ≥ 0,4 (direttiva EU No. 547/2012 - regulation EU N. 547/2012)
Tolleranze secondo UNI ISO 9906 livello 3B - Tolerances according to UNI ISO 9906 grade 3B

# 6” 6LMG 60

| Motor 50 Hz - 2900 rpm | | | | | Q | | | | | |
|---|---|---|---|---|---|---|---|---|---|---|
| TYPE | Power | | 400 V | l/min | 0 | 500 | 600 | 800 | 1000 | 1200 |
| | | | | l/sec | 0 | 8,33 | 10,00 | 13,33 | 16,67 | 20,00 |
| | (HP) | (kW) | A | m³/h | 0 | 30 | 36 | 48 | 60 | 72 |
| 6LMG 60/03 | 7,5 | 5,5 | 12,5 | | 39 | 30 | 28 | 24 | 18 | 8 |
| 6LMG 60/04 | 10 | 7,5 | 17,5 | | 52 | 40 | 38 | 32 | 24 | 10 |
| 6LMG 60/05 | 10 | 7,5 | 17,5 | | 65 | 50 | 47 | 40 | 30 | 13 |
| 6LMG 60/06 | 12,5 | 9,2 | 21 | | 78 | 60 | 56 | 48 | 35 | 16 |
| 6LMG 60/07 | 15 | 11 | 24,5 | | 91 | 70 | 66 | 56 | 41 | 18 |
| 6LMG 60/08 | 17,5 | 13 | 28 | | 104 | 80 | 75 | 64 | 47 | 21 |
| 6LMG 60/09 | 17,5 | 13 | 28 | | 117 | 90 | 85 | 72 | 53 | 23 |
| 6LMG 60/10 | 20 | 15 | 32 | | 130 | 100 | 94 | 80 | 59 | 26 |
| 6LMG 60/11 | 25 | 18,5 | 40 | | 143 | 110 | 103 | 87 | 65 | 29 |
| 6LMG 60/12 | 25 | 18,5 | 40 | | 156 | 120 | 113 | 95 | 71 | 31 |
| 6LMG 60/13 | 25 | 18,5 | 40 | | 169 | 130 | 122 | 103 | 77 | 34 |
| 6LMG 60/14 | 30 | 22 | 47,5 | H[m] | 182 | 140 | 132 | 111 | 83 | 36 |
| 6LMG 60/15 | 30 | 22 | 47,5 | | 195 | 150 | 141 | 119 | 89 | 39 |
| 6LMG 60/16 | 35 | 26 | 55 | | 208 | 160 | 150 | 127 | 94 | 42 |
| 6LMG 60/17 | 35 | 26 | 55 | | 221 | 170 | 160 | 135 | 100 | 44 |
| 6LMG 60/18 | 35 | 26 | 55 | | 234 | 180 | 169 | 143 | 106 | 47 |
| 6LMG 60/19 | 40 | 30 | 62,5 | | 247 | 190 | 179 | 151 | 112 | 49 |
| 6LMG 60/20 | 40 | 30 | 62,5 | | 260 | 200 | 188 | 159 | 118 | 52 |
| 6LMG 60/21 | 40 | 30 | 62,5 | | 273 | 210 | 197 | 167 | 124 | 55 |
| 6LMG 60/22 | 50 | 37 | 78 | | 286 | 220 | 207 | 175 | 130 | 57 |
| 6LMG 60/23 | 50 | 37 | 78 | | 299 | 230 | 216 | 183 | 136 | 60 |
| 6LMG 60/24 | 50 | 37 | 78 | | 312 | 240 | 226 | 191 | 142 | 62 |
| 6LMG 60/25 | 50 | 37 | 78 | | 325 | 250 | 235 | 199 | 148 | 65 |

| Motor 50 Hz 2900 rpm | Dimensions (mm) | | | Weight (kg) | |
|---|---|---|---|---|---|
| TYPE | A | B | C | M | P |
| 6LMG 60/03 | 1285 | 614 | 671 | 45 | 21 |
| 6LMG 60/04 | 1422 | 721 | 701 | 55 | 25 |
| 6LMG 60/05 | 1529 | 828 | 701 | 55 | 30 |
| 6LMG 60/06 | 1686 | 935 | 751 | 60 | 34 |
| 6LMG 60/07 | 1853 | 1042 | 811 | 65 | 39 |
| 6LMG 60/08 | 1990 | 1149 | 841 | 70 | 43 |
| 6LMG 60/09 | 2097 | 1256 | 841 | 70 | 48 |
| 6LMG 60/10 | 2294 | 1363 | 931 | 75 | 52 |
| 6LMG 60/11 | 2461 | 1470 | 991 | 83 | 57 |
| 6LMG 60/12 | 2568 | 1577 | 991 | 83 | 61 |
| 6LMG 60/13 | 2675 | 1684 | 991 | 83 | 66 |
| 6LMG 60/14 | 2862 | 1791 | 1071 | 92 | 70 |
| 6LMG 60/15 | 2969 | 1898 | 1071 | 92 | 75 |
| 6LMG 60/16 | 3186 | 2005 | 1181 | 100 | 79 |
| 6LMG 60/17 | 3293 | 2112 | 1181 | 100 | 84 |
| 6LMG 60/18 | 3400 | 2219 | 1181 | 100 | 88 |
| 6LMG 60/19 | 3577 | 2326 | 1251 | 108 | 93 |
| 6LMG 60/20 | 3684 | 2433 | 1251 | 108 | 97 |
| 6LMG 60/21 | 3791 | 2540 | 1251 | 108 | 102 |
| 6LMG 60/22 | 3988 | 2647 | 1341 | 118 | 106 |
| 6LMG 60/23 | 4095 | 2754 | 1341 | 118 | 111 |
| 6LMG 60/24 | 4202 | 2861 | 1341 | 118 | 115 |
| 6LMG 60/25 | 4309 | 2968 | 1341 | 118 | 120 |

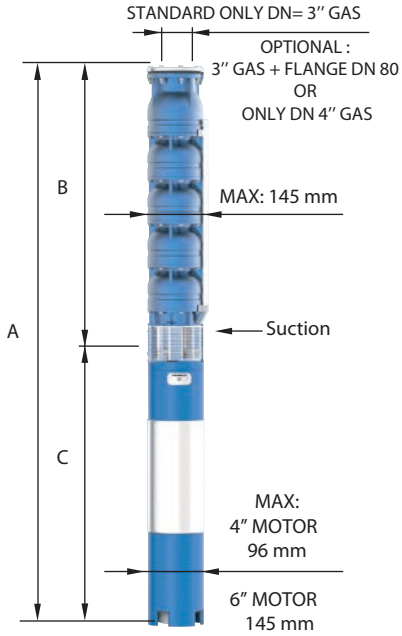


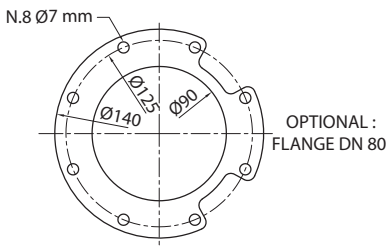


FOR COMMERCIAL TUBE
EXTERNAL DIAMETER: 88,9 mm

| | |
|---|---|
| Max Eff. % = | 73,6 |
| Max kW / St. = | 1,44 |

| Q (flow) | 25% | 50% | 75% | 100% |
|---|---|---|---|---|
| NPSH (m) | 3,8 | 3,8 | 5,1 | 7,1 |

Tolleranza alla sabbia 50 g/m³ - sand tolerance 50 g/m³
MEI ≥ 0,4 (direttiva EU No. 547/2012 - regulation EU N. 547/2012)
Tolleranze secondo UNI ISO 9906 livello 3B -Tolerances according to UNI ISO 9906 grade 3B

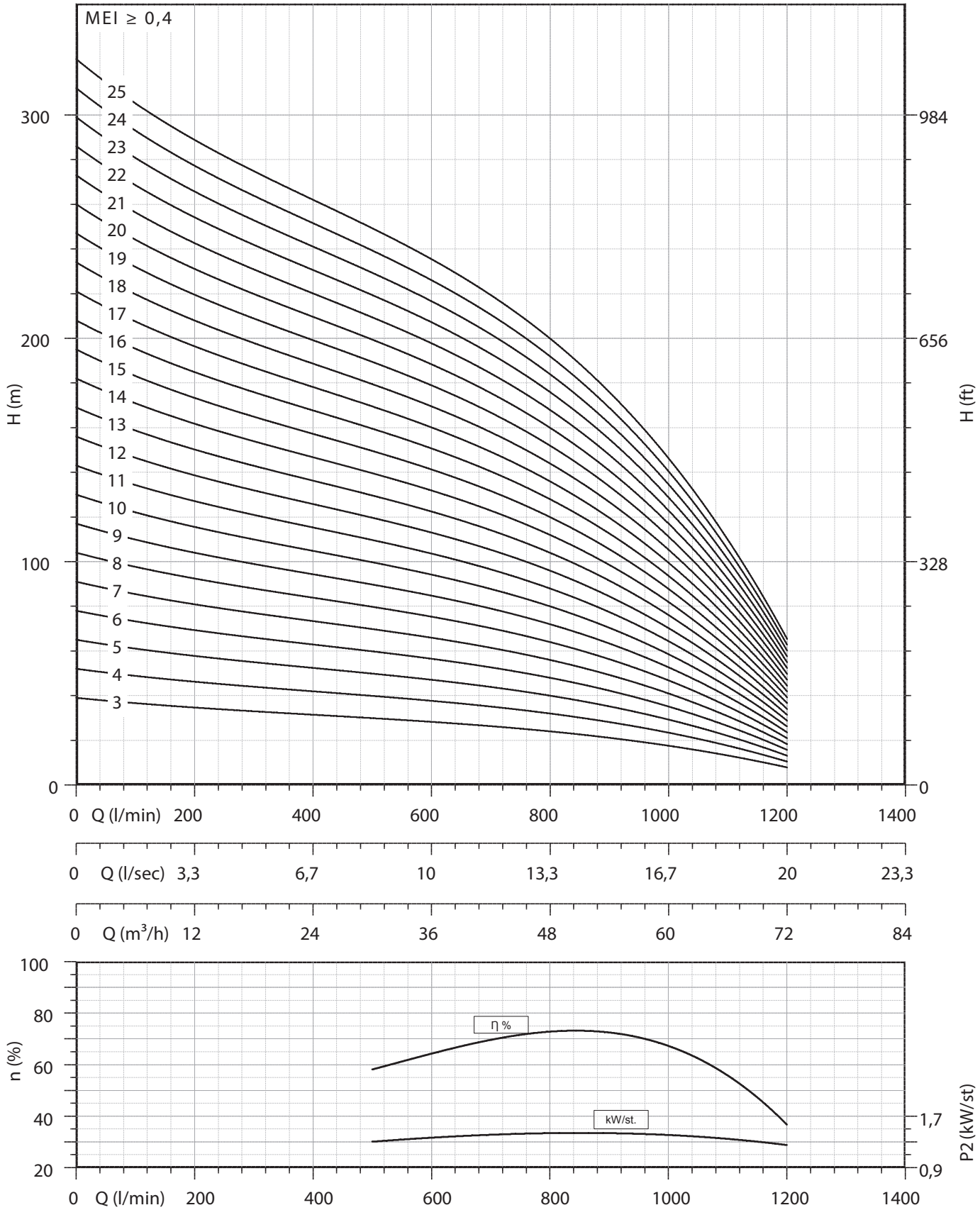


Tolleranza alla sabbia 50 g/m³ - sand tolerance 50 g/m³
MEI ≥ 0,4 (direttiva EU No. 547/2012 - regulation EU N. 547/2012)
Tolleranze secondo UNI ISO 9906 livello 3B - Tolerances according to UNI ISO 9906 grade 3B

# 6” 6LMG 70

| Motor 50 Hz - 2900 rpm | | | | | Q | | | | | |
|---|---|---|---|---|---|---|---|---|---|---|
| TYPE | Power | | 400 V | l/min | 0 | 600 | 800 | 1000 | 1200 | 1400 |
| | | | | l/sec | 0 | 10,00 | 13,33 | 16,67 | 20,00 | 23,33 |
| | (HP) | (kW) | A | m³/h | 0 | 36 | 48 | 60 | 72 | 84 |
| 6LMG 70/03 | 7,5 | 5,5 | 12,5 | | 39 | 29 | 26 | 23 | 17 | 6 |
| 6LMG 70/04 | 10 | 7,5 | 17,5 | | 52 | 39 | 35 | 31 | 23 | 8 |
| 6LMG 70/05 | 12,5 | 9,2 | 21 | | 65 | 49 | 44 | 39 | 29 | 10 |
| 6LMG 70/06 | 15 | 11 | 24,5 | | 78 | 59 | 53 | 47 | 34 | 12 |
| 6LMG 70/07 | 17,5 | 13 | 28 | | 91 | 69 | 62 | 55 | 40 | 14 |
| 6LMG 70/08 | 20 | 15 | 32 | | 104 | 78 | 70 | 62 | 46 | 16 |
| 6LMG 70/09 | 20 | 15 | 32 | | 117 | 88 | 79 | 70 | 51 | 18 |
| 6LMG 70/10 | 25 | 18,5 | 40 | | 130 | 98 | 88 | 78 | 57 | 20 |
| 6LMG 70/11 | 30 | 22 | 47,5 | | 143 | 108 | 97 | 86 | 63 | 22 |
| 6LMG 70/12 | 30 | 22 | 47,5 | H[m] | 156 | 118 | 106 | 94 | 68 | 24 |
| 6LMG 70/13 | 30 | 22 | 47,5 | | 169 | 127 | 114 | 101 | 74 | 26 |
| 6LMG 70/14 | 35 | 26 | 55 | | 182 | 137 | 123 | 109 | 80 | 28 |
| 6LMG 70/15 | 35 | 26 | 55 | | 195 | 147 | 132 | 117 | 86 | 30 |
| 6LMG 70/16 | 40 | 30 | 62,5 | | 208 | 157 | 141 | 125 | 91 | 32 |
| 6LMG 70/17 | 40 | 30 | 62,5 | | 221 | 167 | 150 | 133 | 97 | 34 |
| 6LMG 70/18 | 50 | 37 | 78 | | 234 | 176 | 158 | 140 | 103 | 36 |
| 6LMG 70/19 | 50 | 37 | 78 | | 247 | 186 | 167 | 148 | 108 | 38 |
| 6LMG 70/20 | 50 | 37 | 78 | | 260 | 196 | 176 | 156 | 114 | 40 |
| 6LMG 70/21 | 50 | 37 | 78 | | 273 | 206 | 185 | 164 | 120 | 42 |

| Motor 50 Hz 2900 rpm | Dimensions (mm) | | | Weight (kg) | |
|---|---|---|---|---|---|
| TYPE | A | B | C | M | P |
| 6LMG 70/03 | 1285 | 614 | 671 | 45 | 21 |
| 6LMG 70/04 | 1422 | 721 | 701 | 55 | 25 |
| 6LMG 70/05 | 1579 | 828 | 751 | 60 | 30 |
| 6LMG 70/06 | 1746 | 935 | 811 | 65 | 34 |
| 6LMG 70/07 | 1883 | 1042 | 841 | 70 | 39 |
| 6LMG 70/08 | 2080 | 1149 | 931 | 75 | 43 |
| 6LMG 70/09 | 2187 | 1256 | 931 | 75 | 48 |
| 6LMG 70/10 | 2354 | 1363 | 991 | 83 | 52 |
| 6LMG 70/11 | 2541 | 1470 | 1071 | 92 | 57 |
| 6LMG 70/12 | 2648 | 1577 | 1071 | 92 | 61 |
| 6LMG 70/13 | 2755 | 1684 | 1071 | 92 | 66 |
| 6LMG 70/14 | 2972 | 1791 | 1181 | 100 | 70 |
| 6LMG 70/15 | 3079 | 1898 | 1181 | 100 | 75 |
| 6LMG 70/16 | 3256 | 2005 | 1251 | 108 | 79 |
| 6LMG 70/17 | 3363 | 2112 | 1251 | 108 | 84 |
| 6LMG 70/18 | 3560 | 2219 | 1341 | 118 | 88 |
| 6LMG 70/19 | 3667 | 2326 | 1341 | 118 | 93 |
| 6LMG 70/20 | 3774 | 2433 | 1341 | 118 | 97 |
| 6LMG 70/21 | 3881 | 2540 | 1341 | 118 | 102 |

| | |
|---|---|
| Max Eff. % = | 74 |
| Max kW / St. = | 1,74 |

| Q (flow) | 25% | 50% | 75% | 100% |
|---|---|---|---|---|
| NPSH (m) | 3,8 | 3,8 | 5,1 | 7,1 |

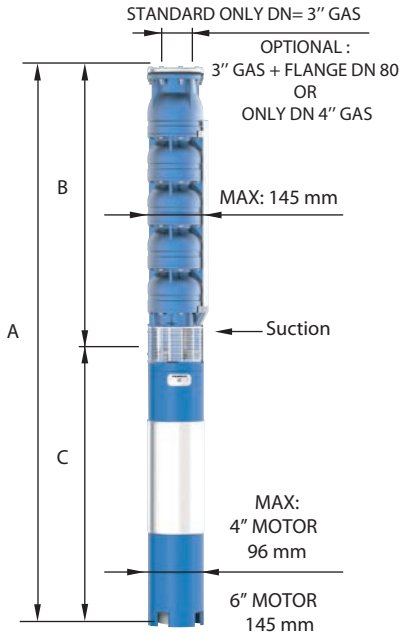


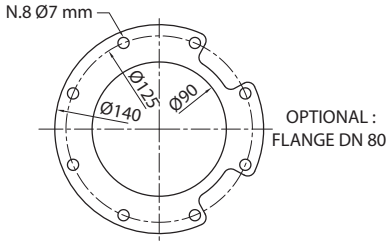


FOR COMMERCIAL TUBE
EXTERNAL DIAMETER: 88,9 mm

Tolleranza alla sabbia 50 g/m³ - sand tolerance 50 g/m³
MEI ≥ 0,4 (direttiva EU No. 547/2012 - regulation EU N. 547/2012)
Tolleranze secondo UNI ISO 9906 livello 3B - Tolerances according to UNI ISO 9906 grade 3B

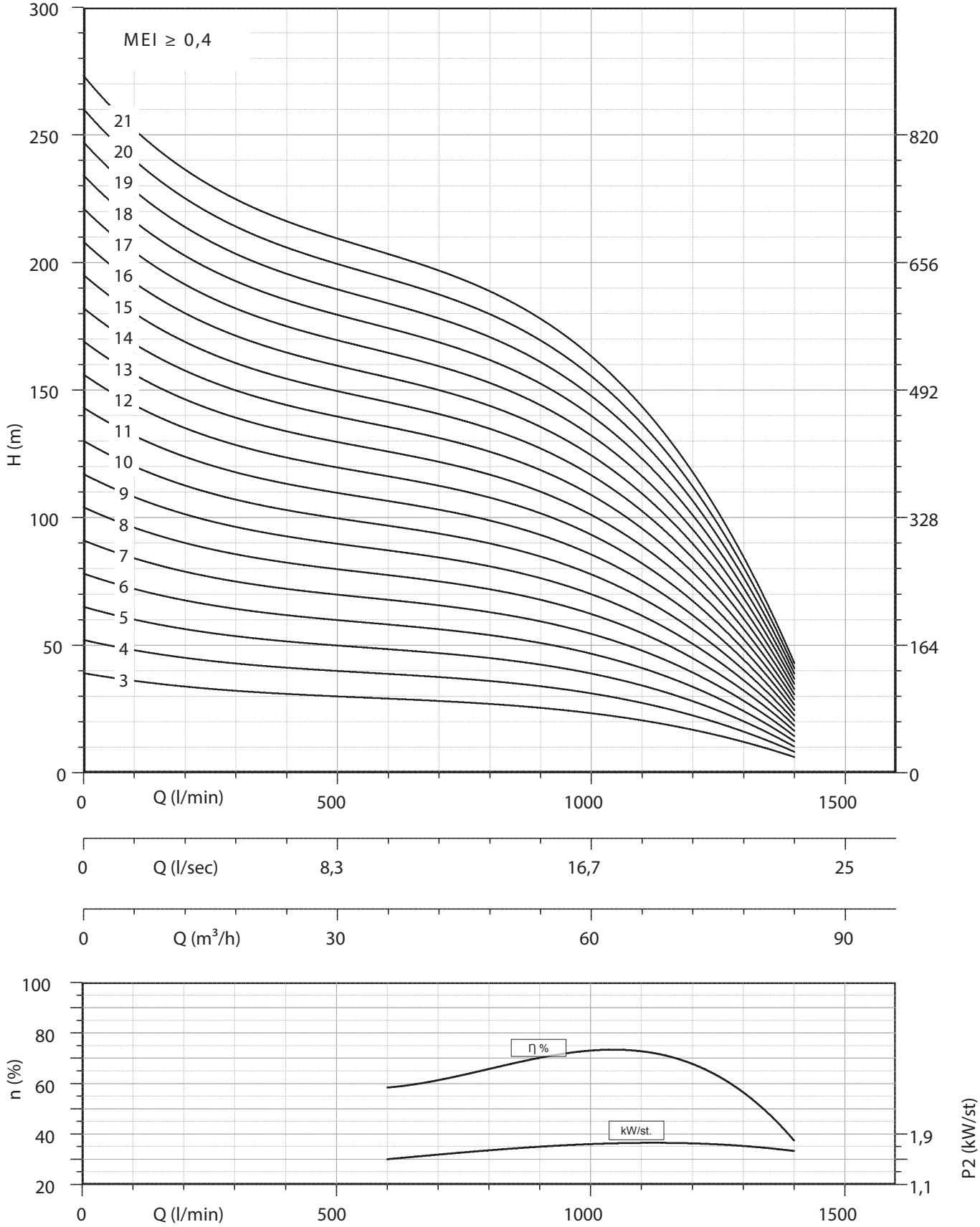


Tolleranza alla sabbia 50 g/m³ - sand tolerance 50 g/m³
MEI ≥ 0,4 (direttiva EU No. 547/2012 - regulation EU N. 547/2012)
Tolleranze secondo UNI ISO 9906 livello 3B - Tolerances according to UNI ISO 9906 grade 3B

# 8” 8LMG 80

| Motor 50 Hz - 2900 rpm | | | | | Q | | | | | | |
|---|---|---|---|---|---|---|---|---|---|---|---|
| TYPE | Power | | 400 V | l/min | 0 | 600 | 800 | 1000 | 1200 | 1400 | 1600 |
| | | | | l/sec | 0 | 10,00 | 13,33 | 16,67 | 20,00 | 23,33 | 26,67 |
| | (HP) | (kW) | A | m³/h | 0 | 36 | 48 | 60 | 72 | 84 | 96 |
| 8LMG 80/01 | 7,5 | 5,5 | 12,5 | | 26 | 22 | 21 | 19 | 18 | 15 | 11 |
| 8LMG 80/02 | 15 | 11 | 24,5 | | 53 | 45 | 42 | 39 | 35 | 30 | 23 |
| 8LMG 80/03 | 20 | 15 | 32 | | 79 | 67 | 63 | 58 | 53 | 44 | 34 |
| 8LMG 80/04 | 30 | 22 | 47,5 | | 105 | 89 | 84 | 78 | 70 | 59 | 45 |
| 8LMG 80/05 | 35 | 26 | 55 | | 131 | 111 | 105 | 97 | 88 | 74 | 56 |
| 8LMG 80/06 | 40 | 30 | 62,5 | | 158 | 134 | 126 | 116 | 105 | 89 | 68 |
| 8LMG 80/07 | 50 | 37 | 78 | | 184 | 156 | 147 | 136 | 123 | 103 | 79 |
| 8LMG 80/08 | 60 | 45 | 92 | H[m] | 210 | 178 | 168 | 155 | 140 | 118 | 90 |
| 8LMG 80/09 | 60 | 45 | 92 | | 236 | 200 | 189 | 174 | 158 | 133 | 101 |
| 8LMG 80/10 | 75 | 55 | 113,5 | | 263 | 223 | 210 | 194 | 175 | 148 | 113 |
| 8LMG 80/11 | 75 | 55 | 113,5 | | 289 | 245 | 231 | 213 | 193 | 162 | 124 |
| 8LMG 80/12 | 90 | 66 | 134,5 | | 315 | 267 | 252 | 233 | 210 | 177 | 135 |
| 8LMG 80/13 | 90 | 66 | 134,5 | | 341 | 289 | 273 | 252 | 228 | 192 | 146 |
| 8LMG 80/14 | 100 | 75 | 149,5 | | 368 | 312 | 294 | 271 | 245 | 207 | 158 |
| 8LMG 80/15 | 100 | 75 | 149,5 | | 394 | 334 | 315 | 291 | 263 | 221 | 169 |

| Motor 50 Hz 2900 rpm | Dimensions (mm) | | | Weight (kg) | |
|---|---|---|---|---|---|
| TYPE | A | B | C | M | P |
| 8LMG 80/01 | 1198 | 527 | 671 | 45 | 23 |
| 8LMG 80/02 | 1463 | 652 | 811 | 65 | 31 |
| 8LMG 80/03 | 1708 | 777 | 931 | 75 | 39 |
| 8LMG 80/04 | 1973 | 902 | 1071 | 92 | 48 |
| 8LMG 80/05 | 2208 | 1027 | 1181 | 100 | 56 |
| 8LMG 80/06 | 2403 | 1152 | 1251 | 108 | 64 |
| 8LMG 80/07 | 2618 | 1277 | 1341 | 118 | 73 |
| 8LMG 80/08 | 2525 | 1402 | 1123 | 178 | 81 |
| 8LMG 80/09 | 2650 | 1527 | 1123 | 178 | 89 |
| 8LMG 80/10 | 2885 | 1652 | 1233 | 200 | 98 |
| 8LMG 80/11 | 3010 | 1777 | 1233 | 200 | 106 |
| 8LMG 80/12 | 3205 | 1902 | 1303 | 214 | 114 |
| 8LMG 80/13 | 3330 | 2027 | 1303 | 214 | 122 |
| 8LMG 80/14 | 3535 | 2152 | 1383 | 230 | 131 |
| 8LMG 80/15 | 3660 | 2277 | 1383 | 230 | 139 |




| | |
|---|---|
| Max Eff. % = | 70 |
| Max kW / St. = | 5,1 |

| Q (flow) | 25% | 50% | 75% | 100% |
|---|---|---|---|---|
| NPSH (m) | 3 | 3 | 3,5 | 4,5 |

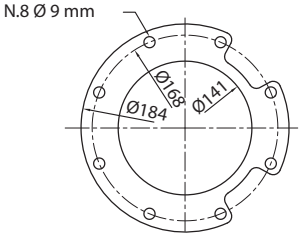


FOR COMMERCIAL TUBE
EXTERNAL DIAMETER: 139,7 mm

Tolleranza alla sabbia 50 g/m³ - sand tolerance 50 g/m³
Tolleranze secondo UNI ISO 9906 livello 3B - Tolerances according to UNI ISO 9906 grade 3B

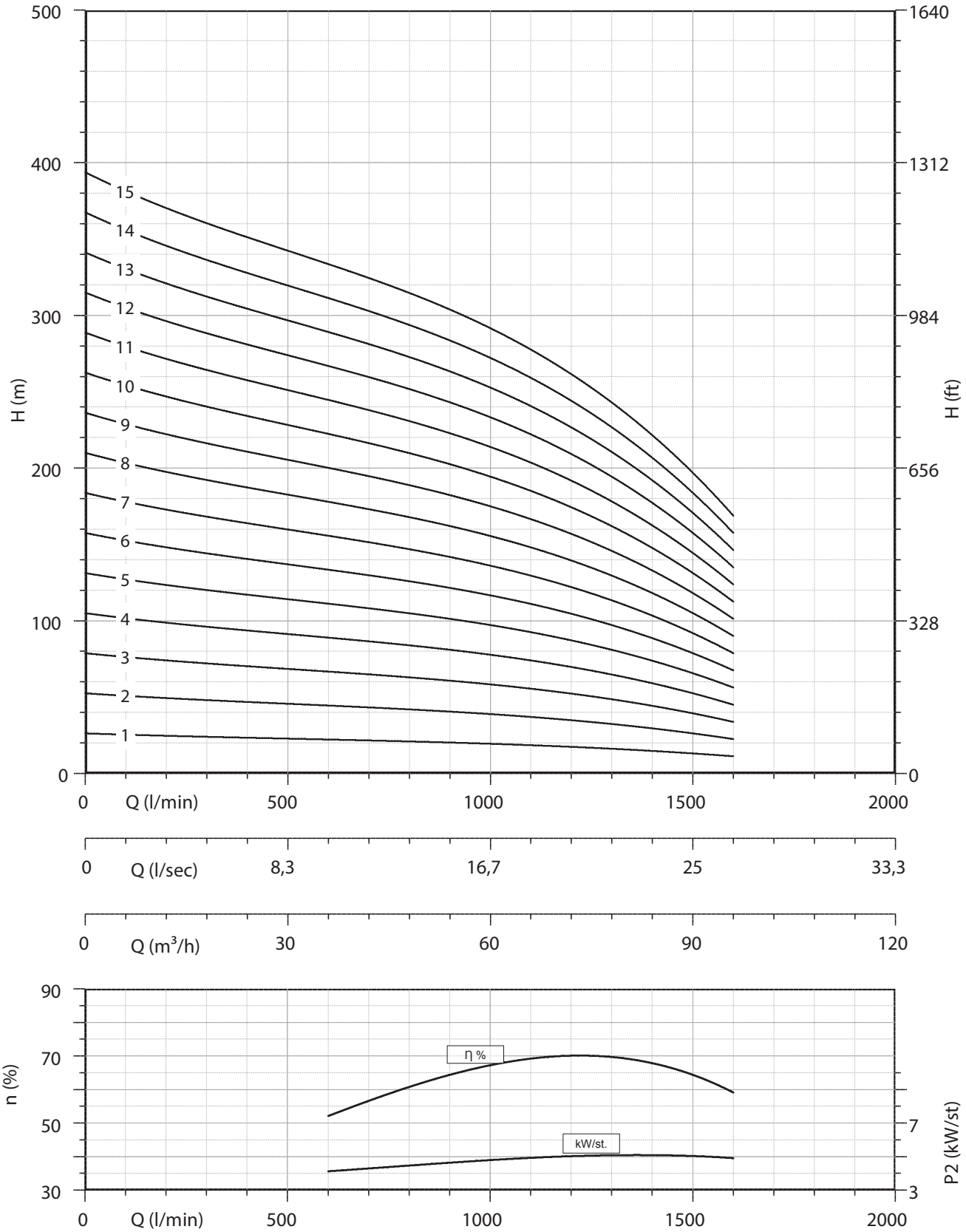


Tolleranza alla sabbia 50 g/m³ - sand tolerance 50 g/m³
Tolleranze secondo UNI ISO 9906 livello 3B - Tolerances according to UNI ISO 9906 grade 3B

# 8″ 8LMG 92

| Motor 50 Hz - 2900 rpm | | | | | Q | | | | | | | |
|---|---|---|---|---|---|---|---|---|---|---|---|---|
| TYPE | Power | | 400 V | l/min | 0 | 800 | 1000 | 1200 | 1400 | 1600 | 1800 | 2000 |
| | | | | l/sec | 0 | 13,33 | 16,67 | 20,00 | 23,33 | 26,67 | 30,00 | 33,33 |
| | (HP) | (kW) | A | m³/h | 0 | 48 | 60 | 72 | 84 | 96 | 108 | 120 |
| 8LMG 92/01 | 10 | 7,5 | 17,5 | | 26 | 22 | 21 | 20 | 18 | 15 | 13 | 10 |
| 8LMG 92/02 | 17,5 | 13 | 28 | | 53 | 44 | 42 | 39 | 35 | 31 | 25 | 20 |
| 8LMG 92/03 | 25 | 18,5 | 40 | | 79 | 66 | 63 | 59 | 53 | 46 | 38 | 29 |
| 8LMG 92/04 | 35 | 26 | 55 | | 105 | 89 | 84 | 78 | 70 | 61 | 50 | 39 |
| 8LMG 92/05 | 40 | 30 | 62,5 | | 131 | 111 | 104 | 98 | 88 | 76 | 63 | 49 |
| 8LMG 92/06 | 50 | 37 | 78 | | 158 | 133 | 125 | 117 | 105 | 92 | 75 | 59 |
| 8LMG 92/07 | 60 | 45 | 92 | | 184 | 155 | 146 | 137 | 123 | 107 | 88 | 68 |
| 8LMG 92/08 | 75 | 55 | 113,5 | H[m] | 210 | 177 | 167 | 156 | 140 | 122 | 100 | 78 |
| 8LMG 92/09 | 75 | 55 | 113,5 | | 236 | 199 | 188 | 176 | 158 | 137 | 113 | 88 |
| 8LMG 92/10 | 90 | 66 | 134,5 | | 263 | 221 | 209 | 195 | 175 | 153 | 125 | 98 |
| 8LMG 92/11 | 90 | 66 | 134,5 | | 289 | 243 | 230 | 215 | 193 | 168 | 138 | 107 |
| 8LMG 92/12 | 100 | 75 | 149,5 | | 315 | 266 | 251 | 234 | 210 | 183 | 150 | 117 |
| 8LMG 92/13 | 100 | 75 | 149,5 | | 341 | 288 | 271 | 254 | 228 | 198 | 163 | 127 |
| 8LMG 92/14 | 125 | 92 | 185 | | 368 | 310 | 292 | 273 | 245 | 214 | 175 | 137 |
| 8LMG 92/15 | 125 | 92 | 185 | | 394 | 332 | 313 | 293 | 263 | 229 | 188 | 146 |

| Motor 50 Hz 2900 rpm | Dimensions (mm) | | | Weight (kg) | |
|---|---|---|---|---|---|
| TYPE | A | B | C | M | P |
| 8LMG 92/01 | 1228 | 527 | 701 | 55 | 23 |
| 8LMG 92/02 | 1493 | 652 | 841 | 70 | 31 |
| 8LMG 92/03 | 1768 | 777 | 991 | 83 | 39 |
| 8LMG 92/04 | 2083 | 902 | 1181 | 100 | 48 |
| 8LMG 92/05 | 2278 | 1027 | 1251 | 108 | 56 |
| 8LMG 92/06 | 2493 | 1152 | 1341 | 118 | 64 |
| 8LMG 92/07 | 2400 | 1277 | 1123 | 178 | 73 |
| 8LMG 92/08 | 2635 | 1402 | 1233 | 200 | 81 |
| 8LMG 92/09 | 2760 | 1527 | 1233 | 200 | 89 |
| 8LMG 92/10 | 2955 | 1652 | 1303 | 214 | 98 |
| 8LMG 92/11 | 3080 | 1777 | 1303 | 214 | 106 |
| 8LMG 92/12 | 3285 | 1902 | 1383 | 230 | 114 |
| 8LMG 92/13 | 3410 | 2027 | 1383 | 230 | 122 |
| 8LMG 92/14 | 3735 | 2152 | 1583 | 270 | 131 |
| 8LMG 92/15 | 3860 | 2277 | 1583 | 270 | 139 |

| | |
|---|---|
| Max Eff. % = | 70 |
| Max kW / St. = | 5,9 |

| Q (flow) | 25% | 50% | 75% | 100% |
|---|---|---|---|---|
| NPSH (m) | 3 | 4 | 5 | 8 |




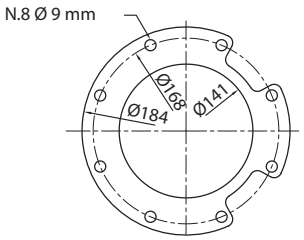


FOR COMMERCIAL TUBE
EXTERNAL DIAMETER: 139,7 mm

Tolleranza alla sabbia 50 g/m³ - sand tolerance 50 g/m³
Tolleranze secondo UNI ISO 9906 livello 3B - Tolerances according to UNI ISO 9906 grade 3B

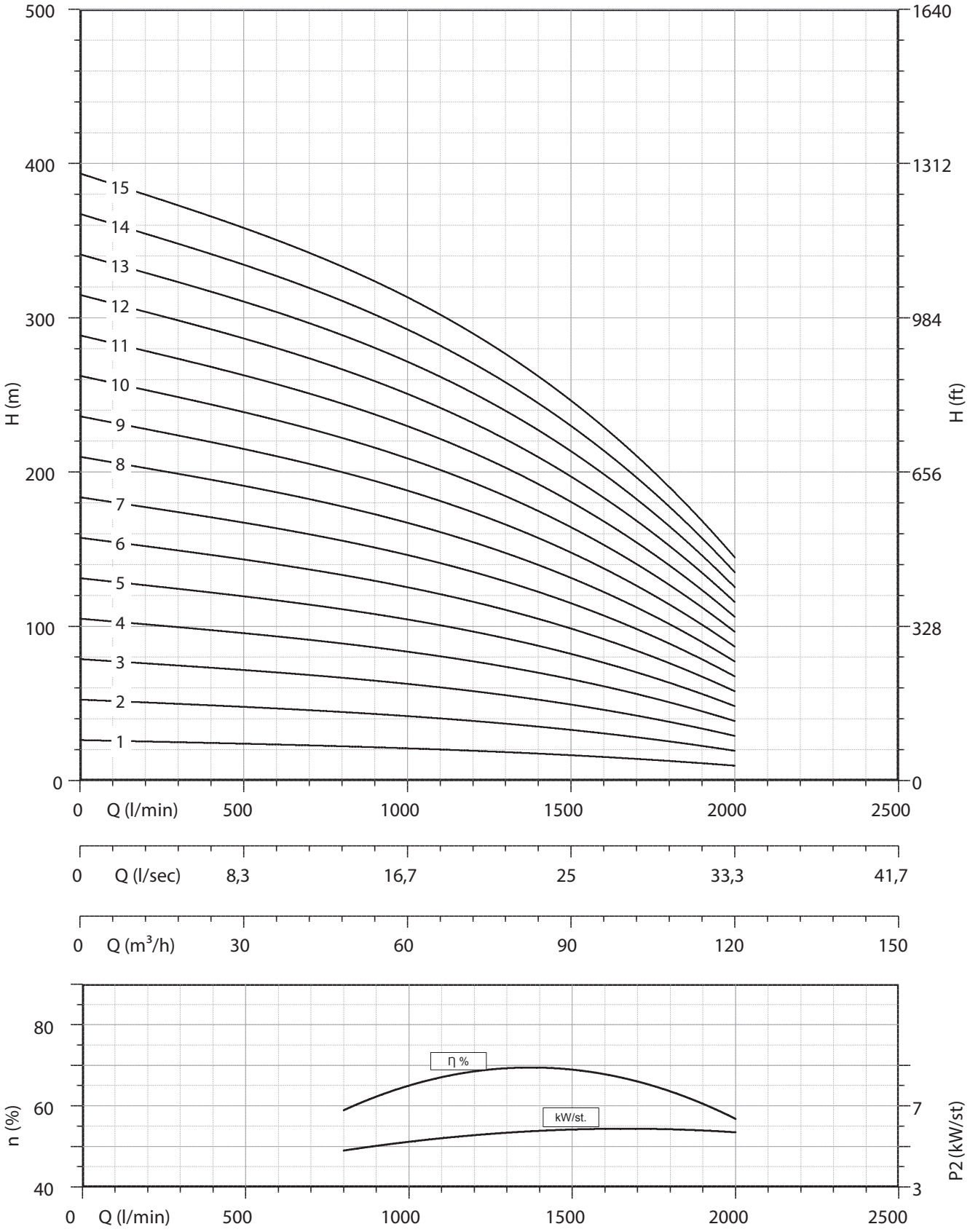


Tolleranza alla sabbia 50 g/m³ - sand tolerance 50 g/m³
Tolleranze secondo UNI ISO 9906 livello 3B - Tolerances according to UNI ISO 9906 grade 3B

# 8” 8LMG 110

| Motor 50 Hz - 2900 rpm | | | | | Q | | | | | | | | |
|---|---|---|---|---|---|---|---|---|---|---|---|---|---|
| TYPE | Power | | 400 V | l/min | 0 | 1000 | 1200 | 1400 | 1600 | 1800 | 2000 | 2200 | 2400 |
| | | | | l/sec | 0 | 16,67 | 20,00 | 23,33 | 26,67 | 30,00 | 33,33 | 36,67 | 40,00 |
| | (HP) | (kW) | A | m³/h | 0 | 60 | 72 | 84 | 96 | 108 | 120 | 132 | 144 |
| 8LMG 110/01 | 10 | 7,5 | 17,5 | | 26 | 22 | 21 | 20 | 19 | 18 | 16 | 14 | 11 |
| 8LMG 110/02 | 20 | 15 | 32 | | 53 | 44 | 42 | 40 | 38 | 35 | 32 | 28 | 22 |
| 8LMG 110/03 | 30 | 22 | 47,5 | | 79 | 66 | 63 | 60 | 57 | 53 | 48 | 42 | 33 |
| 8LMG 110/04 | 40 | 30 | 62,5 | | 105 | 87 | 84 | 80 | 76 | 71 | 65 | 55 | 45 |
| 8LMG 110/05 | 50 | 37 | 78 | | 131 | 109 | 105 | 100 | 95 | 89 | 81 | 69 | 56 |
| 8LMG 110/06 | 60 | 45 | 92 | | 158 | 131 | 126 | 120 | 114 | 106 | 97 | 83 | 67 |
| 8LMG 110/07 | 75 | 55 | 113,5 | H[m] | 184 | 153 | 147 | 140 | 133 | 124 | 113 | 97 | 78 |
| 8LMG 110/08 | 90 | 66 | 134,5 | | 210 | 175 | 168 | 160 | 152 | 142 | 129 | 111 | 89 |
| 8LMG 110/09 | 90 | 66 | 134,5 | | 237 | 197 | 189 | 180 | 171 | 159 | 145 | 125 | 100 |
| 8LMG 110/10 | 100 | 75 | 149,5 | | 263 | 219 | 210 | 200 | 190 | 177 | 161 | 139 | 111 |
| 8LMG 110/11 | 125 | 92 | 185 | | 289 | 240 | 231 | 220 | 209 | 195 | 178 | 152 | 123 |
| 8LMG 110/12 | 125 | 92 | 185 | | 315 | 262 | 252 | 240 | 228 | 213 | 194 | 166 | 134 |
| 8LMG 110/13 | 125 | 92 | 185 | | 342 | 284 | 273 | 260 | 247 | 230 | 210 | 180 | 145 |

| Motor 50 Hz 2900 rpm | Dimensions (mm) | | | Weight (kg) | |
|---|---|---|---|---|---|
| TYPE | A | B | C | M | P |
| 8LMG 110/01 | 1228 | 527 | 701 | 55 | 23 |
| 8LMG 110/02 | 1583 | 652 | 931 | 75 | 32 |
| 8LMG 110/03 | 1848 | 777 | 1071 | 92 | 40 |
| 8LMG 110/04 | 2153 | 902 | 1251 | 108 | 49 |
| 8LMG 110/05 | 2368 | 1027 | 1341 | 118 | 58 |
| 8LMG 110/06 | 2275 | 1152 | 1123 | 178 | 66 |
| 8LMG 110/07 | 2510 | 1277 | 1233 | 200 | 75 |
| 8LMG 110/08 | 2705 | 1402 | 1303 | 214 | 83 |
| 8LMG 110/09 | 2830 | 1527 | 1303 | 214 | 92 |
| 8LMG 110/10 | 3035 | 1652 | 1383 | 230 | 101 |
| 8LMG 110/11 | 3360 | 1777 | 1583 | 270 | 109 |
| 8LMG 110/12 | 3485 | 1902 | 1583 | 270 | 118 |
| 8LMG 110/13 | 3610 | 2027 | 1583 | 270 | 126 |




| | |
|---|---|
| Max Eff. % = | 74 |
| Max kW / St. = | 7,3 |

| Q (flow) | 25% | 50% | 75% | 100% |
|---|---|---|---|---|
| NPSH (m) | 2,5 | 3,5 | 4,5 | 8 |

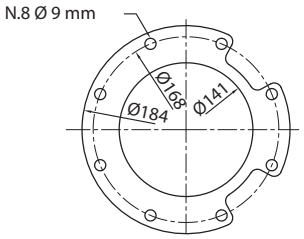


FOR COMMERCIAL TUBE
EXTERNAL DIAMETER: 139,7 mm

Tolleranza alla sabbia 50 g/m³ - sand tolerance 50 g/m³
Tolleranze secondo UNI ISO 9906 livello 3B - Tolerances according to UNI ISO 9906 grade 3B

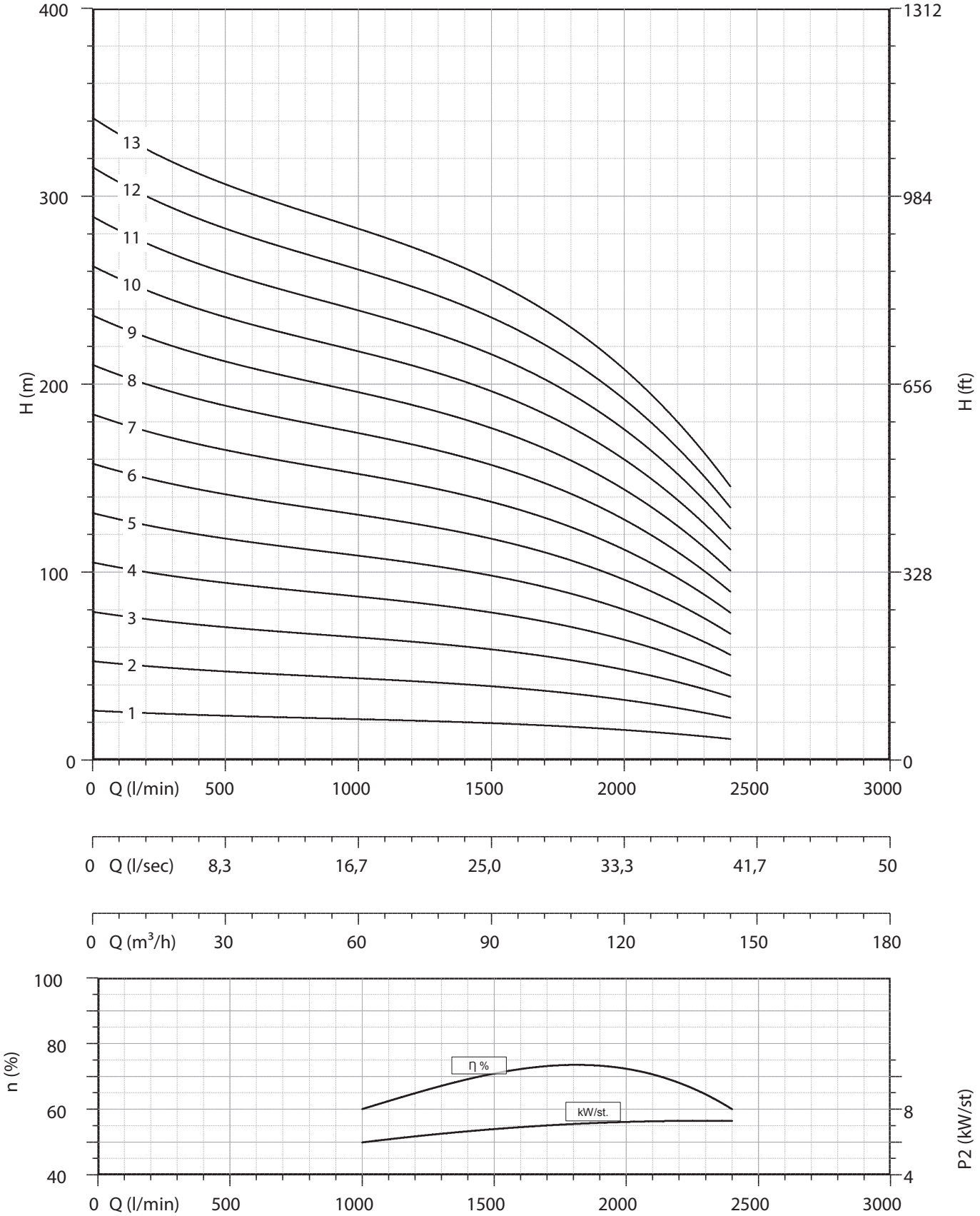


Tolleranza alla sabbia 50 g/m³ - sand tolerance 50 g/m³
Tolleranze secondo UNI ISO 9906 livello 3B - Tolerances according to UNI ISO 9906 grade 3B

# 8” 8LMG 130

| Motor 50 Hz - 2900 rpm | | | | | Q | | | | | | | | | |
|---|---|---|---|---|---|---|---|---|---|---|---|---|---|---|
| TYPE | Power | | 400 V | l/min | 0 | 1200 | 1400 | 1600 | 1800 | 2000 | 2200 | 2400 | 2600 | 2800 |
| | | | | l/sec | 0 | 20,00 | 23,33 | 26,67 | 30,00 | 33,33 | 36,67 | 40,00 | 43,33 | 46,67 |
| | (HP) | (kW) | A | m³/h | 0 | 72 | 84 | 96 | 108 | 120 | 132 | 144 | 156 | 168 |
| 8LMG 130/01 | 10 | 7,5 | 17,5 | H[m] | 26 | 21 | 20 | 19 | 18 | 17 | 15 | 13 | 11 | 8 |
| 8LMG 130/02 | 20 | 15 | 32 | | 53 | 42 | 41 | 38 | 36 | 34 | 31 | 27 | 21 | 15 |
| 8LMG 130/03 | 35 | 26 | 55 | | 79 | 63 | 61 | 57 | 54 | 51 | 46 | 40 | 32 | 23 |
| 8LMG 130/04 | 40 | 30 | 62,5 | | 106 | 85 | 81 | 77 | 73 | 67 | 62 | 54 | 43 | 30 |
| 8LMG 130/05 | 60 | 45 | 92 | | 132 | 106 | 101 | 96 | 91 | 84 | 77 | 67 | 54 | 38 |
| 8LMG 130/06 | 75 | 55 | 113,5 | | 159 | 127 | 122 | 115 | 109 | 101 | 93 | 81 | 64 | 45 |
| 8LMG 130/07 | 75 | 55 | 113,5 | | 185 | 148 | 142 | 134 | 127 | 118 | 108 | 94 | 75 | 53 |
| 8LMG 130/08 | 90 | 66 | 134,5 | | 211 | 169 | 162 | 153 | 145 | 135 | 123 | 107 | 86 | 61 |
| 8LMG 130/09 | 100 | 75 | 149,5 | | 238 | 190 | 183 | 172 | 163 | 152 | 139 | 121 | 96 | 68 |
| 8LMG 130/10 | 100 | 75 | 149,5 | | 264 | 211 | 203 | 191 | 181 | 169 | 154 | 134 | 107 | 76 |
| 8LMG 130/11 | 125 | 92 | 185 | | 291 | 233 | 223 | 211 | 200 | 185 | 170 | 148 | 118 | 83 |
| 8LMG 130/12 | 125 | 92 | 185 | | 317 | 254 | 243 | 230 | 218 | 202 | 185 | 161 | 129 | 91 |
| 8LMG 130/13 | 150 | 110 | 219 | | 344 | 275 | 264 | 249 | 236 | 219 | 201 | 175 | 139 | 98 |
| 8LMG 130/14 | 150 | 110 | 220 | | 370 | 296 | 284 | 268 | 254 | 236 | 216 | 188 | 150 | 106 |

| Motor 50 Hz 2900 rpm | Dimensions (mm) | | | Weight (kg) | |
|---|---|---|---|---|---|
| TYPE | A | B | C | M | P |
| 8LMG 130/01 | 1228 | 527 | 701 | 55 | 23 |
| 8LMG 130/02 | 1583 | 652 | 931 | 75 | 32 |
| 8LMG 130/03 | 1958 | 777 | 1181 | 100 | 41 |
| 8LMG 130/04 | 2153 | 902 | 1251 | 108 | 49 |
| 8LMG 130/05 | 2150 | 1027 | 1123 | 178 | 58 |
| 8LMG 130/06 | 2385 | 1152 | 1233 | 200 | 67 |
| 8LMG 130/07 | 2510 | 1277 | 1233 | 200 | 75 |
| 8LMG 130/08 | 2705 | 1402 | 1303 | 214 | 84 |
| 8LMG 130/09 | 2910 | 1527 | 1383 | 230 | 93 |
| 8LMG 130/10 | 3035 | 1652 | 1383 | 230 | 102 |
| 8LMG 130/11 | 3360 | 1777 | 1583 | 270 | 110 |
| 8LMG 130/12 | 3485 | 1902 | 1583 | 270 | 119 |
| 8LMG 130/13 | 3760 | 2027 | 1733 | 300 | 128 |
| 8LMG 130/14 | 3885 | 2152 | 1733 | 300 | 136 |




| | |
|---|---|
| Max Eff. % = | 75 |
| Max kW / St. = | 7,7 |

| Q (flow) | 25% | 50% | 75% | 100% |
|---|---|---|---|---|
| NPSH (m) | 2,5 | 3 | 5 | 9 |

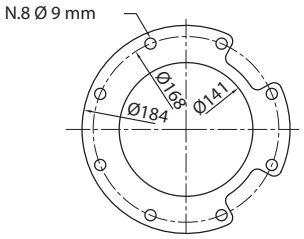


FOR COMMERCIAL TUBE
EXTERNAL DIAMETER: 139,7 mm

Tolleranza alla sabbia 50 g/m³ - sand tolerance 50 g/m³
Tolleranze secondo UNI ISO 9906 livello 3B -Tolerances according to UNI ISO 9906 grade 3B

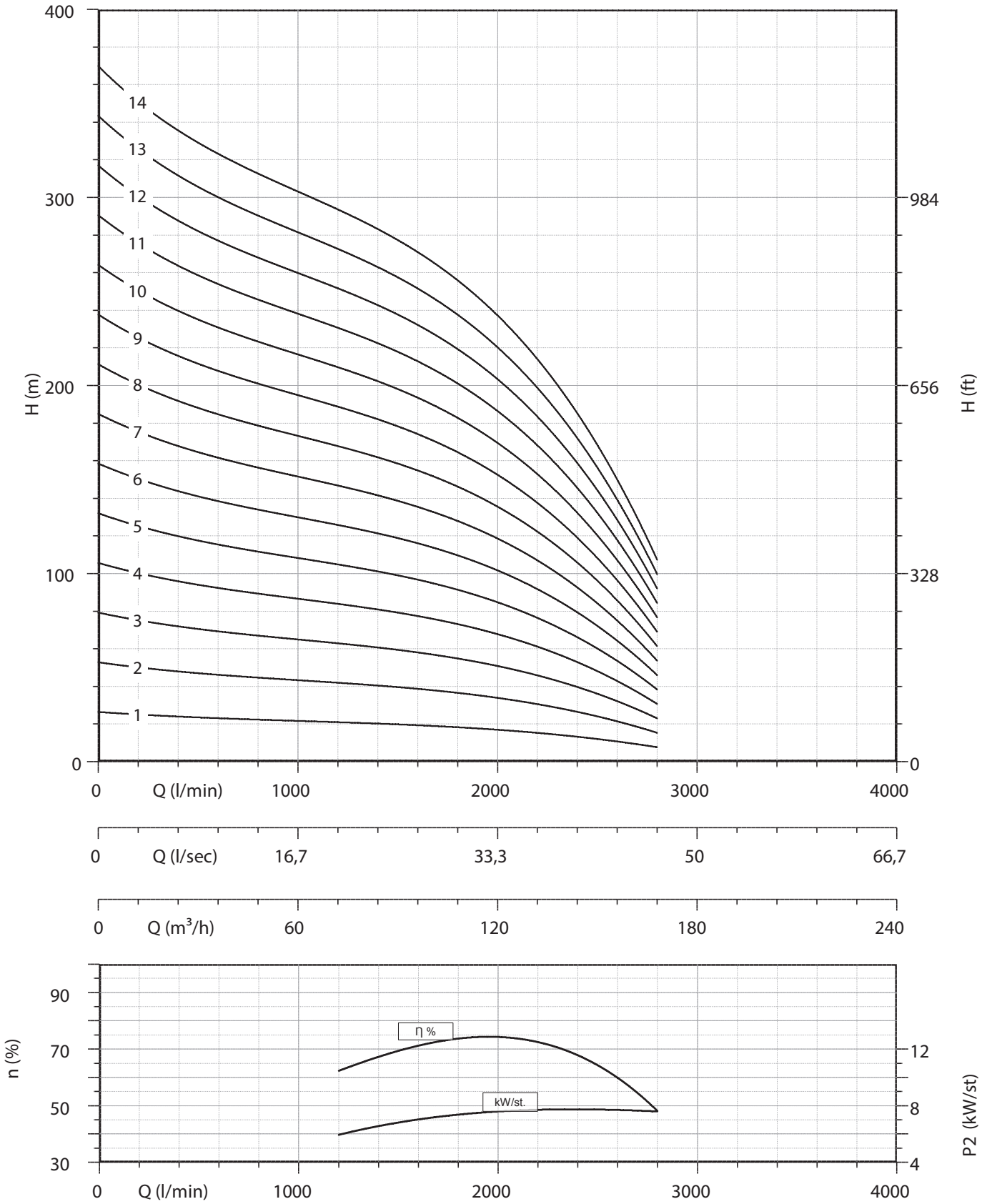


Tolleranza alla sabbia 50 g/m³ - sand tolerance 50 g/m³
Tolleranze secondo UNI ISO 9906 livello 3B - Tolerances according to UNI ISO 9906 grade 3B

# 8″ 8LMG 160

| Motor 50 Hz - 2900 rpm | | | | | Q | | | | | | | | | |
|---|---|---|---|---|---|---|---|---|---|---|---|---|---|---|
| TYPE | Power | | 400 V | l/min | 0 | 1600 | 1800 | 2000 | 2200 | 2400 | 2600 | 2800 | 3000 | 3200 |
| | | | | l/sec | 0 | 26,67 | 30,00 | 33,33 | 36,67 | 40,00 | 43,33 | 46,67 | 50,00 | 53,33 |
| | (HP) | (kW) | A | m³/h | 0 | 96 | 108 | 120 | 132 | 144 | 156 | 168 | 180 | 192 |
| 8LMG 160/01 | 12,5 | 9,2 | 21 | | 24 | 19 | 18 | 17 | 16 | 16 | 15 | 13 | 12 | 10 |
| 8LMG 160/02 | 25 | 18,5 | 40 | | 49 | 38 | 36 | 35 | 33 | 31 | 30 | 27 | 24 | 20 |
| 8LMG 160/03 | 35 | 26 | 55 | | 73 | 57 | 54 | 52 | 49 | 47 | 45 | 40 | 36 | 30 |
| 8LMG 160/04 | 50 | 37 | 78 | | 97 | 76 | 72 | 69 | 66 | 63 | 59 | 54 | 48 | 40 |
| 8LMG 160/05 | 60 | 45 | 92 | | 121 | 95 | 90 | 86 | 82 | 79 | 74 | 67 | 60 | 50 |
| 8LMG 160/06 | 75 | 55 | 113,5 | | 146 | 114 | 108 | 104 | 99 | 94 | 89 | 81 | 72 | 60 |
| 8LMG 160/07 | 90 | 66 | 134,5 | H[m] | 170 | 133 | 126 | 121 | 115 | 110 | 104 | 94 | 84 | 70 |
| 8LMG 160/08 | 100 | 75 | 149,5 | | 194 | 152 | 144 | 138 | 131 | 126 | 119 | 107 | 96 | 80 |
| 8LMG 160/09 | 100 | 75 | 149,5 | | 219 | 171 | 162 | 156 | 148 | 141 | 134 | 121 | 108 | 90 |
| 8LMG 160/10 | 125 | 92 | 185 | | 243 | 190 | 180 | 173 | 164 | 157 | 149 | 134 | 120 | 100 |
| 8LMG 160/11 | 125 | 92 | 185 | | 267 | 209 | 198 | 190 | 181 | 173 | 163 | 148 | 132 | 110 |
| 8LMG 160/12 | 150 | 110 | 219 | | 291 | 228 | 216 | 207 | 197 | 189 | 178 | 161 | 144 | 120 |
| 8LMG 160/13 | 150 | 110 | 219 | | 316 | 247 | 234 | 225 | 214 | 204 | 193 | 175 | 156 | 130 |

| Motor 50 Hz 2900 rpm | Dimensions (mm) | | | Weight (kg) | |
|---|---|---|---|---|---|
| TYPE | A | B | C | M | P |
| 8LMG 160/01 | 1303 | 552 | 751 | 60 | 24 |
| 8LMG 160/02 | 1693 | 702 | 991 | 83 | 33 |
| 8LMG 160/03 | 2033 | 852 | 1181 | 100 | 42 |
| 8LMG 160/04 | 2343 | 1002 | 1341 | 118 | 51 |
| 8LMG 160/05 | 2275 | 1152 | 1123 | 178 | 60 |
| 8LMG 160/06 | 2535 | 1302 | 1233 | 200 | 69 |
| 8LMG 160/07 | 2755 | 1452 | 1303 | 214 | 78 |
| 8LMG 160/08 | 2985 | 1602 | 1383 | 230 | 87 |
| 8LMG 160/09 | 3135 | 1752 | 1383 | 230 | 96 |
| 8LMG 160/10 | 3485 | 1902 | 1583 | 270 | 105 |
| 8LMG 160/11 | 3635 | 2052 | 1583 | 270 | 114 |
| 8LMG 160/12 | 3935 | 2202 | 1733 | 300 | 123 |
| 8LMG 160/13 | 4085 | 2352 | 1733 | 300 | 132 |

| | |
|---|---|
| Max Eff. % = | 74 |
| Max kW / St. = | 8,6 |

| Q (flow) | 25% | 50% | 75% | 100% |
|---|---|---|---|---|
| NPSH (m) | 4 | 4,5 | 7 | 13 |




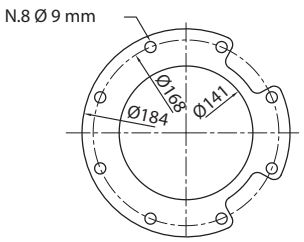


FOR COMMERCIAL TUBE
EXTERNAL DIAMETER: 139,7 mm

Tolleranza alla sabbia 50 g/m³ - sand tolerance 50 g/m³
Tolleranze secondo UNI ISO 9906 livello 3B - Tolerances according to UNI ISO 9906 grade 3B

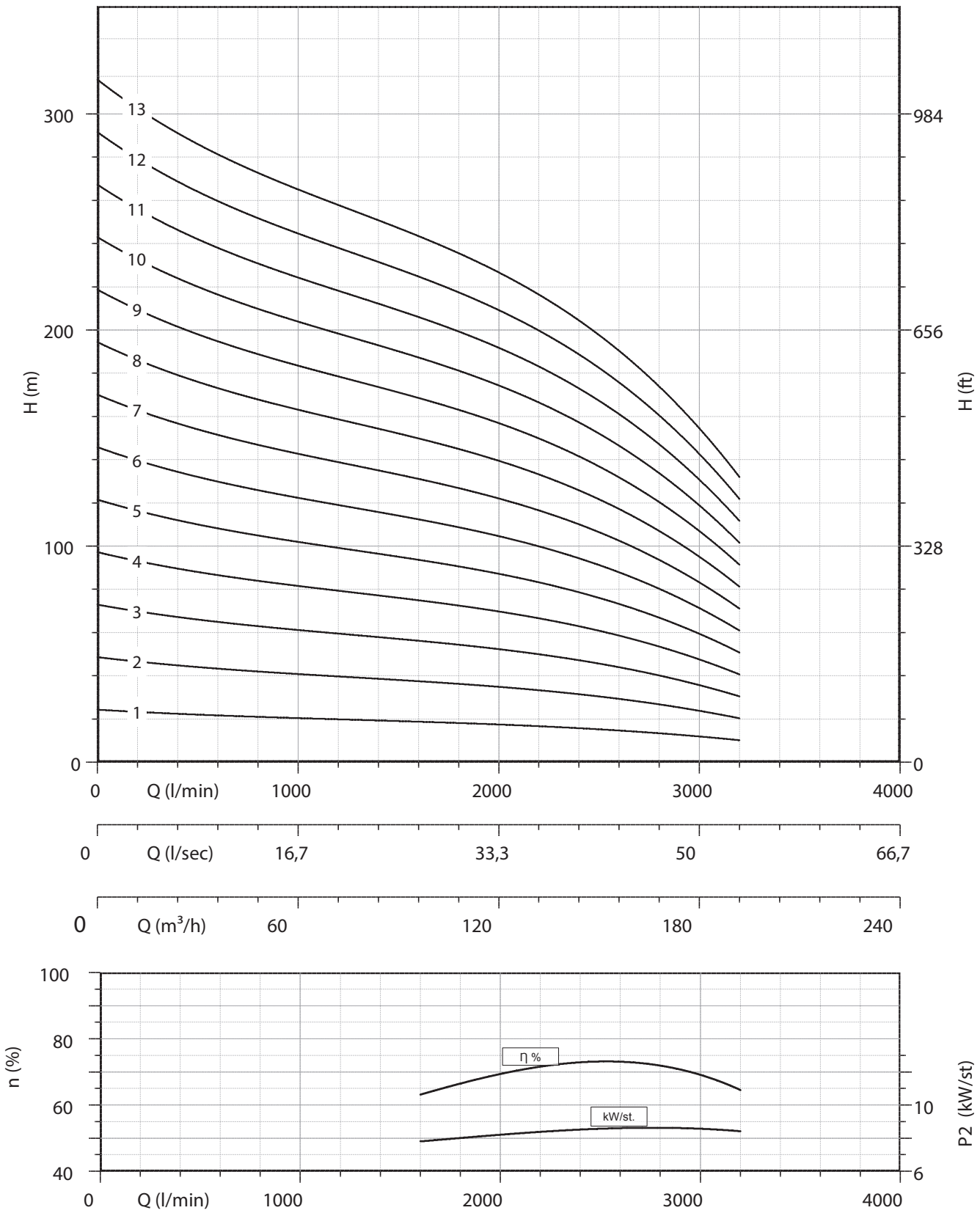


Tolleranza alla sabbia 50 g/m³ - sand tolerance 50 g/m³
Tolleranze secondo UNI ISO 9906 livello 3B - Tolerances according to UNI ISO 9906 grade 3B

# 10” 10LMG 190

| Motor 50 Hz - 2900 rpm | | | | | Q | | | | | | |
|---|---|---|---|---|---|---|---|---|---|---|---|
| TYPE | Power | | 400 V | l/min | 0 | 1800 | 2200 | 2600 | 3000 | 3400 | 3800 |
| | | | | l/sec | 0 | 30,00 | 36,67 | 43,33 | 50,00 | 56,67 | 63,33 |
| | (HP) | (kW) | A | m³/h | 0 | 108 | 132 | 156 | 180 | 204 | 228 |
| 10LMG 190/01 DR 20 | 20 | 15 | 32 | H[m] | 32 | 29 | 28 | 25 | 24 | 20 | 16 |
| 10LMG 190/01 DR 10 | 25 | 18,5 | 40 | | 37 | 33 | 31 | 29 | 27 | 22 | 18 |
| 10LMG 190/01 | 30 | 22 | 47,5 | | 42 | 37 | 35 | 32 | 30 | 25 | 20 |
| 10LMG 190/02 DR 20 | 40 | 30 | 62,5 | | 65 | 58 | 55 | 50 | 48 | 40 | 32 |
| 10LMG 190/02 DR 10 | 50 | 37 | 78 | | 73 | 66 | 62 | 57 | 54 | 45 | 36 |
| 10LMG 190/02 | 60 | 45 | 92 | | 83 | 74 | 70 | 64 | 60 | 50 | 40 |
| 10LMG 190/03 DR 20 | 75 | 55 | 113,5 | | 97 | 88 | 83 | 76 | 71 | 59 | 47 |
| 10LMG 190/03 DR 10 | 75 | 55 | 113,5 | | 110 | 99 | 94 | 86 | 80 | 67 | 53 |
| 10LMG 190/03 | 90 | 66 | 134,5 | | 125 | 111 | 105 | 96 | 90 | 75 | 60 |
| 10LMG 190/04 DR 20 | 90 | 66 | 134,5 | | 130 | 117 | 110 | 101 | 95 | 79 | 63 |
| 10LMG 190/04 DR 10 | 100 | 75 | 149,5 | | 146 | 132 | 125 | 114 | 107 | 90 | 71 |
| 10LMG 190/04 | 100 | 75 | 149,5 | | 166 | 148 | 140 | 128 | 120 | 100 | 80 |
| 10LMG 190/05 DR 20 | 100 | 75 | 149,5 | | 162 | 146 | 138 | 126 | 119 | 99 | 79 |
| 10LMG 190/05 DR 10 | 125 | 92 | 185 | | 183 | 165 | 156 | 143 | 134 | 112 | 89 |
| 10LMG 190/05 | 150 | 110 | 219 | | 208 | 185 | 175 | 160 | 150 | 125 | 100 |
| 10LMG 190/06 DR 20 | 125 | 92 | 185 | | 194 | 175 | 166 | 151 | 143 | 119 | 95 |
| 10LMG 190/06 DR 10 | 150 | 110 | 219 | | 220 | 198 | 187 | 172 | 161 | 134 | 107 |
| 10LMG 190/06 | 175 | 130 | 254,5 | | 250 | 222 | 210 | 192 | 180 | 150 | 120 |
| 10LMG 190/07 DR 20 | 150 | 110 | 219 | | 227 | 204 | 193 | 176 | 167 | 139 | 111 |
| 10LMG 190/07 DR 10 | 175 | 130 | 254,5 | | 256 | 231 | 218 | 200 | 188 | 157 | 125 |
| 10LMG 190/07 | 200 | 150 | 290 | | 291 | 259 | 245 | 224 | 210 | 175 | 140 |
| 10LMG 190/08 DR 20 | 175 | 130 | 254,5 | | 259 | 234 | 221 | 202 | 190 | 158 | 126 |
| 10LMG 190/08 DR 10 | 200 | 150 | 290 | | 293 | 264 | 250 | 229 | 214 | 179 | 142 |
| 10LMG 190/08 | 225 | 165 | 330 | | 333 | 296 | 280 | 256 | 240 | 200 | 160 |

| Motor 50 Hz 2900 rpm | Dimensions (mm) | | | Weight (kg) | |
|---|---|---|---|---|---|
| TYPE | A | B | C | M | P |
| 10LMG 190/01 DR 20 | 1556 | 625 | 931 | 75 | 50 |
| 10LMG 190/01 DR 10 | 1616 | 625 | 991 | 83 | 50 |
| 10LMG 190/01 | 1696 | 625 | 1071 | 92 | 50 |
| 10LMG 190/02 DR 20 | 2056 | 805 | 1251 | 108 | 68 |
| 10LMG 190/02 DR 10 | 2146 | 805 | 1341 | 118 | 68 |
| 10LMG 190/02 | 1928 | 805 | 1123 | 178 | 68 |
| 10LMG 190/03 DR 20 | 2218 | 985 | 1233 | 200 | 87 |
| 10LMG 190/03 DR 10 | 2218 | 985 | 1233 | 200 | 87 |
| 10LMG 190/03 | 2288 | 985 | 1303 | 214 | 87 |
| 10LMG 190/04 DR 20 | 2468 | 1165 | 1303 | 214 | 105 |
| 10LMG 190/04 DR 10 | 2548 | 1165 | 1383 | 230 | 105 |
| 10LMG 190/04 | 2548 | 1165 | 1383 | 230 | 105 |
| 10LMG 190/05 DR 20 | 2728 | 1345 | 1383 | 230 | 124 |
| 10LMG 190/05 DR 10 | 2928 | 1345 | 1583 | 270 | 124 |
| 10LMG 190/05 | 3078 | 1345 | 1733 | 300 | 124 |
| 10LMG 190/06 DR 20 | 3108 | 1525 | 1583 | 270 | 142 |
| 10LMG 190/06 DR 10 | 3258 | 1525 | 1733 | 300 | 142 |
| 10LMG 190/06 | 3159 | 1525 | 1634 | 385 | 142 |
| 10LMG 190/07 DR 20 | 3438 | 1705 | 1733 | 300 | 161 |
| 10LMG 190/07 DR 10 | 3339 | 1705 | 1634 | 385 | 161 |
| 10LMG 190/07 | 3439 | 1705 | 1734 | 415 | 161 |
| 10LMG 190/08 DR 20 | 3519 | 1885 | 1634 | 385 | 179 |
| 10LMG 190/08 DR 10 | 3619 | 1885 | 1734 | 415 | 179 |
| 10LMG 190/08 | 3739 | 1885 | 1854 | 444 | 179 |




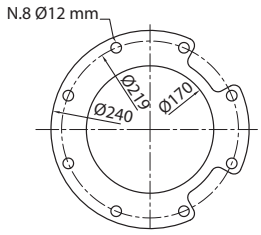


FOR COMMERCIAL TUBE
EXTERNAL DIAMETER: 168,3 mm

| | |
|---|---|
| Max Eff. % DR20 = | 74 |
| Max Eff. % DR10 = | 75 |
| Max Eff. % = | 75,5 |
| Max kW / St. DR20 = | 15,7 |
| Max kW / St. DR10 = | 17,5 |
| Max kW / St. = | 19,4 |

| Q (flow) | 25% | 50% | 75% | 100% |
|---|---|---|---|---|
| NPSH (m) | 3,6 | 5,3 | 8,1 | 14 |

Tolleranza alla sabbia 50 g/m³ - sand tolerance 50 g/m³
Tolleranze secondo UNI ISO 9906 livello 3B - Tolerances according to UNI ISO 9906 grade 3B

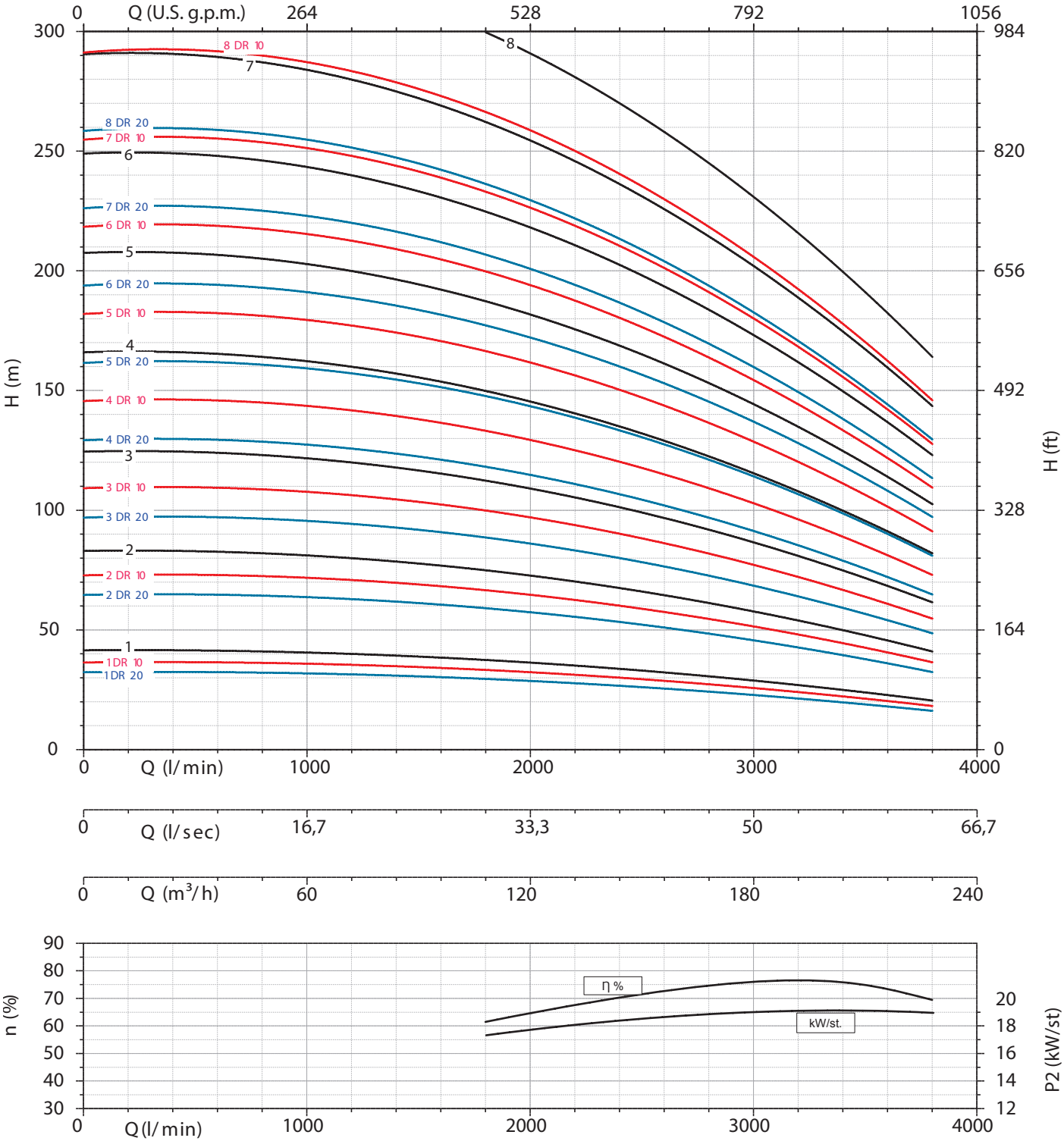


Tolleranza alla sabbia 50 g/m³ - sand tolerance 50 g/m³
Tolleranze secondo UNI ISO 9906 livello 3B - Tolerances according to UNI ISO 9906 grade 3B

# 10” 10LMG 230

| Motor 50 Hz - 2900 rpm | | | | | Q | | | | | | | |
|---|---|---|---|---|---|---|---|---|---|---|---|---|
| TYPE | Power | | 400 V | l/min | 0 | 2200 | 2600 | 3000 | 3400 | 3800 | 4200 | 4400 |
| | | | | l/sec | 0 | 36,67 | 43,33 | 50,00 | 56,67 | 63,33 | 70,00 | 73,33 |
| | (HP) | (kW) | A | m³/h | 0 | 132 | 156 | 180 | 204 | 228 | 252 | 264 |
| 10LMG 230/01 DR 20 | 25 | 18,5 | 40 | | 34 | 29 | 28 | 26 | 24 | 22 | 19 | 16 |
| 10LMG 230/01 DR 10 | 30 | 22 | 47,5 | | 38 | 33 | 31 | 29 | 27 | 25 | 21 | 17 |
| 10LMG 230/01 | 30 | 22 | 47,5 | | 43 | 37 | 35 | 33 | 30 | 28 | 24 | 22 |
| 10LMG 230/02 DR 20 | 50 | 37 | 78 | | 68 | 58 | 55 | 52 | 48 | 44 | 38 | 33 |
| 10LMG 230/02 DR 10 | 60 | 45 | 92 | | 77 | 66 | 62 | 59 | 54 | 50 | 43 | 35 |
| 10LMG 230/02 | 60 | 45 | 92 | | 86 | 74 | 70 | 66 | 60 | 56 | 48 | 44 |
| 10LMG 230/03 DR 20 | 75 | 55 | 113,5 | | 102 | 88 | 83 | 78 | 71 | 67 | 57 | 49 |
| 10LMG 230/03 DR 10 | 90 | 66 | 134,5 | | 115 | 99 | 94 | 88 | 80 | 75 | 64 | 52 |
| 10LMG 230/03 | 100 | 75 | 149,5 | | 129 | 111 | 105 | 99 | 90 | 84 | 72 | 66 |
| 10LMG 230/04 DR 20 | 100 | 75 | 149,5 | | 136 | 117 | 110 | 104 | 95 | 89 | 76 | 66 |
| 10LMG 230/04 DR 10 | 125 | 92 | 185 | H[m] | 154 | 132 | 125 | 118 | 107 | 100 | 86 | 70 |
| 10LMG 230/04 | 125 | 92 | 185 | | 172 | 148 | 140 | 132 | 120 | 112 | 96 | 88 |
| 10LMG 230/05 DR 20 | 125 | 92 | 185 | | 170 | 146 | 138 | 130 | 119 | 111 | 95 | 82 |
| 10LMG 230/05 DR 10 | 150 | 110 | 219 | | 192 | 165 | 156 | 147 | 134 | 125 | 107 | 87 |
| 10LMG 230/05 | 175 | 130 | 254,5 | | 215 | 185 | 175 | 165 | 150 | 140 | 120 | 110 |
| 10LMG 230/06 DR 20 | 150 | 110 | 219 | | 204 | 175 | 166 | 156 | 143 | 133 | 114 | 98 |
| 10LMG 230/06 DR 10 | 175 | 130 | 254,5 | | 230 | 198 | 187 | 176 | 161 | 150 | 128 | 104 |
| 10LMG 230/06 | 200 | 150 | 290 | | 258 | 222 | 210 | 198 | 180 | 168 | 144 | 132 |
| 10LMG 230/07 DR 20 | 175 | 130 | 254,5 | | 238 | 204 | 193 | 182 | 167 | 155 | 133 | 115 |
| 10LMG 230/07 DR 10 | 200 | 150 | 290 | | 269 | 231 | 218 | 206 | 188 | 175 | 150 | 122 |
| 10LMG 230/07 | 225 | 165 | 330 | | 301 | 259 | 245 | 231 | 210 | 196 | 168 | 154 |

| Motor 50 Hz 2900 rpm | Dimensions (mm) | | | Weight (kg) | |
|---|---|---|---|---|---|
| TYPE | A | B | C | M | P |
| 10LMG 230/01 DR 20 | 1616 | 625 | 991 | 83 | 50 |
| 10LMG 230/01 DR 10 | 1696 | 625 | 1071 | 92 | 50 |
| 10LMG 230/01 | 1696 | 625 | 1071 | 92 | 50 |
| 10LMG 230/02 DR 20 | 2146 | 805 | 1341 | 118 | 68 |
| 10LMG 230/02 DR 10 | 1928 | 805 | 1123 | 178 | 68 |
| 10LMG 230/02 | 1928 | 805 | 1123 | 178 | 68 |
| 10LMG 230/03 DR 20 | 2218 | 985 | 1233 | 200 | 87 |
| 10LMG 230/03 DR 10 | 2288 | 985 | 1303 | 214 | 87 |
| 10LMG 230/03 | 2368 | 985 | 1383 | 230 | 87 |
| 10LMG 230/04 DR 20 | 2548 | 1165 | 1383 | 230 | 105 |
| 10LMG 230/04 DR 10 | 2748 | 1165 | 1583 | 270 | 105 |
| 10LMG 230/04 | 2748 | 1165 | 1583 | 270 | 105 |
| 10LMG 230/05 DR 20 | 2928 | 1345 | 1583 | 270 | 124 |
| 10LMG 230/05 DR 10 | 3078 | 1345 | 1733 | 300 | 124 |
| 10LMG 230/05 | 2979 | 1345 | 1634 | 385 | 124 |
| 10LMG 230/06 DR 20 | 3258 | 1525 | 1733 | 300 | 142 |
| 10LMG 230/06 DR 10 | 3159 | 1525 | 1634 | 385 | 142 |
| 10LMG 230/06 | 3259 | 1525 | 1734 | 415 | 142 |
| 10LMG 230/07 DR 20 | 3339 | 1705 | 1634 | 385 | 161 |
| 10LMG 230/07 DR 10 | 3439 | 1705 | 1734 | 415 | 161 |
| 10LMG 230/07 | 3559 | 1705 | 1854 | 444 | 161 |




FOR COMMERCIAL TUBE
EXTERNAL DIAMETER: 168,3 mm

| | |
|---|---|
| Max Eff. % DR20 = | 75,5 |
| Max Eff. % DR10 = | 76 |
| Max Eff. % = | 76,5 |
| Max kW / St. DR20 = | 18,3 |
| Max kW / St. DR10 = | 20,5 |
| Max kW / St. = | 23 |

| Q (flow) | 25% | 50% | 75% | 100% |
|---|---|---|---|---|
| NPSH (m) | 3,7 | 5,4 | 8,3 | 14,2 |

Tolleranza alla sabbia 50 g/m³ - sand tolerance 50 g/m³
Tolleranze secondo UNI ISO 9906 livello 3B - Tolerances according to UNI ISO 9906 grade 3B

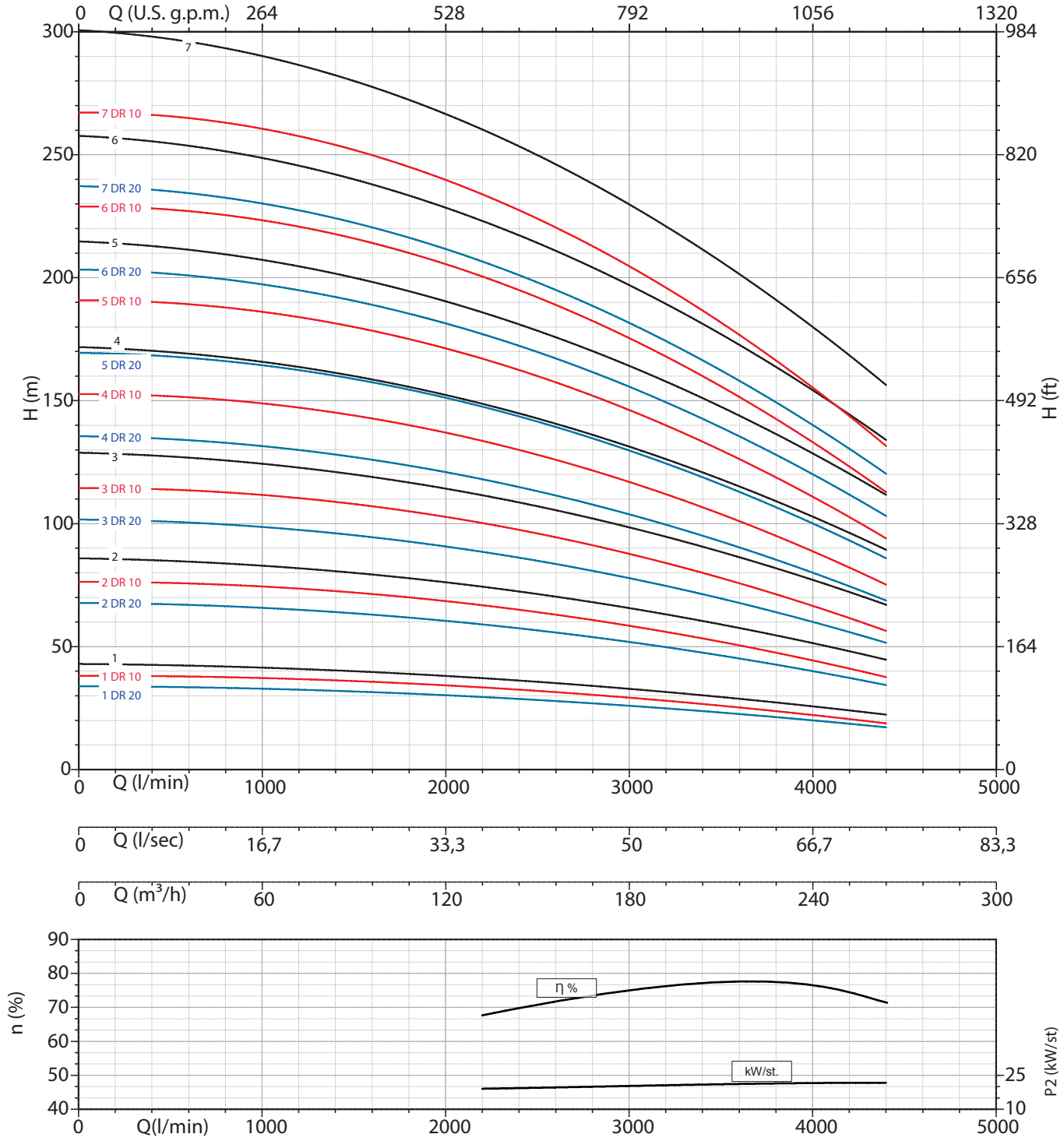


Tolleranza alla sabbia 50 g/m³ - sand tolerance 50 g/m³
Tolleranze secondo UNI ISO 9906 livello 3B - Tolerances according to UNI ISO 9906 grade 3B

# 10” 10LMG 250

| Motor 50 Hz - 2900 rpm | | | | | Q | | | | | | | | |
|---|---|---|---|---|---|---|---|---|---|---|---|---|---|
| TYPE | Power | | 400 V | l/min | 0 | 2400 | 2800 | 3200 | 3600 | 4000 | 4400 | 4800 | 5000 |
| | | | | l/sec | 0 | 40,00 | 46,67 | 53,33 | 60,00 | 66,67 | 73,33 | 80,00 | 83,33 |
| | (HP) | (kW) | A | m³/h | 0 | 144 | 168 | 192 | 216 | 240 | 264 | 288 | 300 |
| 10LMG 250/01 DR 20 | 30 | 22 | 47,5 | H[m] | 34 | 28 | 27 | 26 | 25 | 22 | 21 | 18 | 17 |
| 10LMG 250/01 DR 10 | 35 | 26 | 55 | | 38 | 32 | 30 | 29 | 28 | 25 | 23 | 20 | 20 |
| 10LMG 250/01 | 35 | 26 | 55 | | 43 | 36 | 34 | 33 | 31 | 28 | 26 | 23 | 22 |
| 10LMG 250/02 DR 20 | 60 | 45 | 92 | | 68 | 57 | 54 | 52 | 49 | 44 | 41 | 36 | 35 |
| 10LMG 250/02 DR 10 | 75 | 55 | 113,5 | | 77 | 64 | 61 | 59 | 55 | 50 | 46 | 41 | 39 |
| 10LMG 250/02 | 75 | 55 | 113,5 | | 86 | 72 | 68 | 66 | 62 | 56 | 52 | 46 | 44 |
| 10LMG 250/03 DR 20 | 90 | 66 | 134,5 | | 102 | 85 | 81 | 79 | 74 | 67 | 62 | 55 | 52 |
| 10LMG 250/03 DR 10 | 100 | 75 | 149,5 | | 115 | 96 | 91 | 88 | 83 | 75 | 70 | 61 | 59 |
| 10LMG 250/03 | 125 | 92 | 185 | | 129 | 108 | 102 | 99 | 93 | 84 | 78 | 69 | 66 |
| 10LMG 250/04 DR 20 | 125 | 92 | 185 | | 136 | 114 | 108 | 105 | 98 | 89 | 82 | 73 | 70 |
| 10LMG 250/04 DR 10 | 125 | 92 | 185 | | 154 | 128 | 122 | 118 | 110 | 100 | 93 | 82 | 78 |
| 10LMG 250/04 | 150 | 110 | 219 | | 172 | 144 | 136 | 132 | 124 | 112 | 104 | 92 | 88 |
| 10LMG 250/05 DR 20 | 150 | 110 | 219 | | 170 | 142 | 135 | 131 | 123 | 111 | 103 | 91 | 87 |
| 10LMG 250/05 DR 10 | 175 | 130 | 254,5 | | 192 | 160 | 152 | 147 | 138 | 125 | 116 | 102 | 98 |
| 10LMG 250/05 | 175 | 130 | 254,5 | | 215 | 180 | 170 | 165 | 155 | 140 | 130 | 115 | 110 |
| 10LMG 250/06 DR 20 | 175 | 130 | 254,5 | | 204 | 170 | 162 | 157 | 148 | 133 | 124 | 109 | 104 |
| 10LMG 250/06 DR 10 | 200 | 150 | 290 | | 230 | 192 | 182 | 176 | 166 | 150 | 139 | 122 | 118 |
| 10LMG 250/06 | 225 | 165 | 330 | | 258 | 216 | 204 | 198 | 186 | 168 | 156 | 138 | 132 |
| 10LMG 250/07 DR 20 | 225 | 165 | 330 | | 238 | 199 | 189 | 183 | 172 | 155 | 144 | 127 | 122 |
| 10LMG 250/07 DR 10 | 225 | 165 | 330 | | 269 | 224 | 213 | 206 | 193 | 175 | 162 | 143 | 137 |

| Motor 50 Hz 2900 rpm | Dimensions (mm) | | | Weight (kg) | |
|---|---|---|---|---|---|
| TYPE | A | B | C | M | P |
| 10LMG 250/01 DR 20 | 1696 | 625 | 1071 | 92 | 50 |
| 10LMG 250/01 DR 10 | 1806 | 625 | 1181 | 100 | 50 |
| 10LMG 250/01 | 1806 | 625 | 1181 | 100 | 50 |
| 10LMG 250/02 DR 20 | 1928 | 805 | 1123 | 178 | 68 |
| 10LMG 250/02 DR 10 | 2038 | 805 | 1233 | 200 | 68 |
| 10LMG 250/02 | 2038 | 805 | 1233 | 200 | 68 |
| 10LMG 250/03 DR 20 | 2288 | 985 | 1303 | 214 | 87 |
| 10LMG 250/03 DR 10 | 2368 | 985 | 1383 | 230 | 87 |
| 10LMG 250/03 | 2568 | 985 | 1583 | 270 | 87 |
| 10LMG 250/04 DR 20 | 2748 | 1165 | 1583 | 270 | 105 |
| 10LMG 250/04 DR 10 | 2748 | 1165 | 1583 | 270 | 105 |
| 10LMG 250/04 | 2898 | 1165 | 1733 | 300 | 105 |
| 10LMG 250/05 DR 20 | 3078 | 1345 | 1733 | 300 | 124 |
| 10LMG 250/05 DR 10 | 2979 | 1345 | 1634 | 385 | 124 |
| 10LMG 250/05 | 2979 | 1345 | 1634 | 385 | 124 |
| 10LMG 250/06 DR 20 | 3159 | 1525 | 1634 | 385 | 142 |
| 10LMG 250/06 DR 10 | 3259 | 1525 | 1734 | 415 | 142 |
| 10LMG 250/06 | 3379 | 1525 | 1854 | 444 | 142 |
| 10LMG 250/07 DR 20 | 3559 | 1705 | 1854 | 444 | 161 |
| 10LMG 250/07 DR 10 | 3559 | 1705 | 1854 | 444 | 161 |




FOR COMMERCIAL TUBE
EXTERNAL DIAMETER: 168,3 mm

| | |
|---|---|
| Max Eff. % DR20 = | 75,5 |
| Max Eff. % DR10 = | 76 |
| Max Eff. % = | 76,5 |
| Max kW / St. DR20 = | 21,9 |
| Max kW / St. DR10 = | 23,5 |
| Max kW / St. = | 26,3 |

| Q (flow) | 25% | 50% | 75% | 100% |
|---|---|---|---|---|
| NPSH (m) | 3,9 | 5,5 | 8,5 | 14,4 |

Tolleranza alla sabbia 50 g/m³ - sand tolerance 50 g/m³
Tolleranze secondo UNI ISO 9906 livello 3B - Tolerances according to UNI ISO 9906 grade 3B

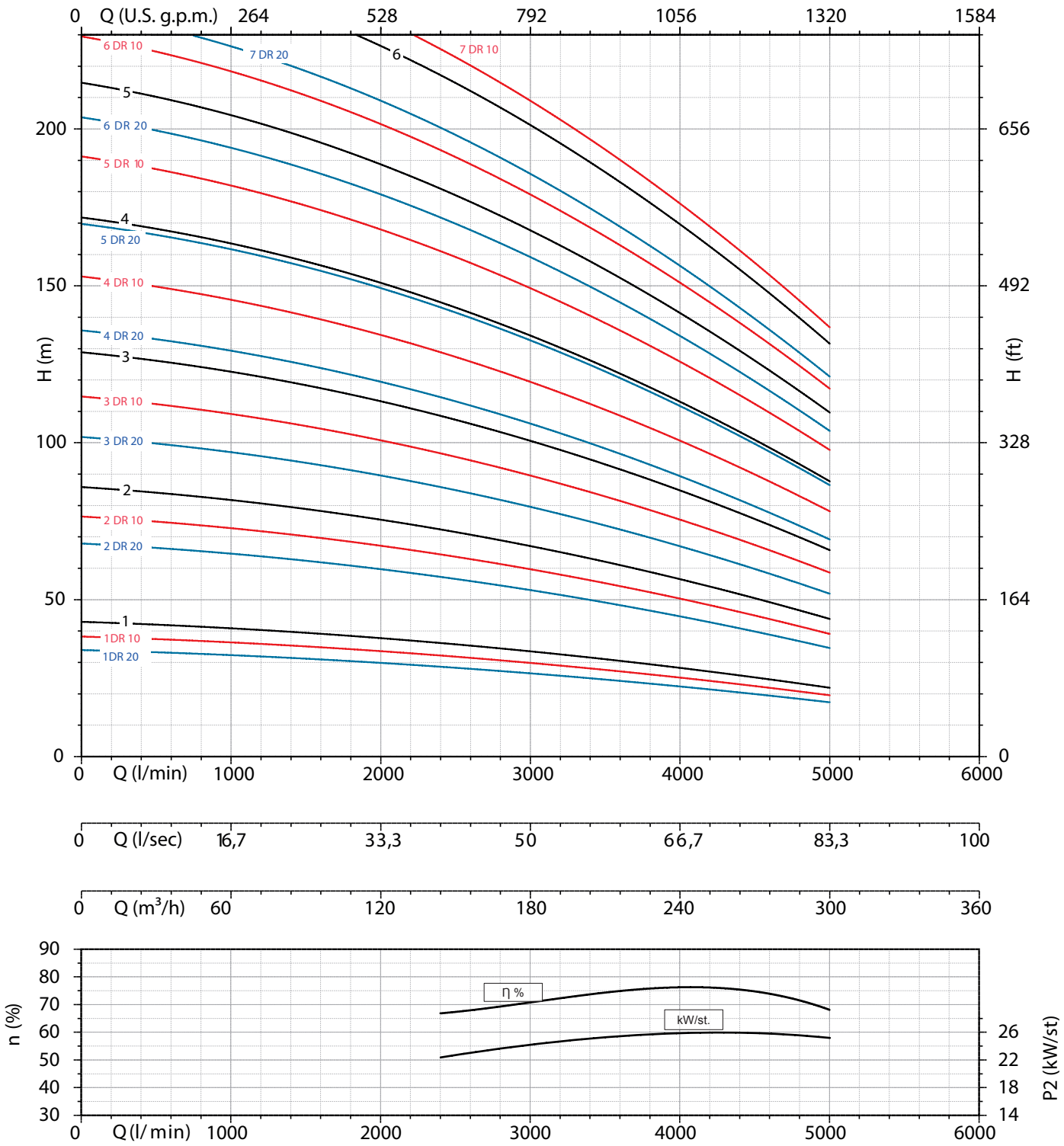


Tolleranza alla sabbia 50 g/m³ - sand tolerance 50 g/m³
Tolleranze secondo UNI ISO 9906 livello 3B - Tolerances according to UNI ISO 9906 grade 3B

# 6”-8”-10” - 6LMG, 8LMG, 10LMG lines

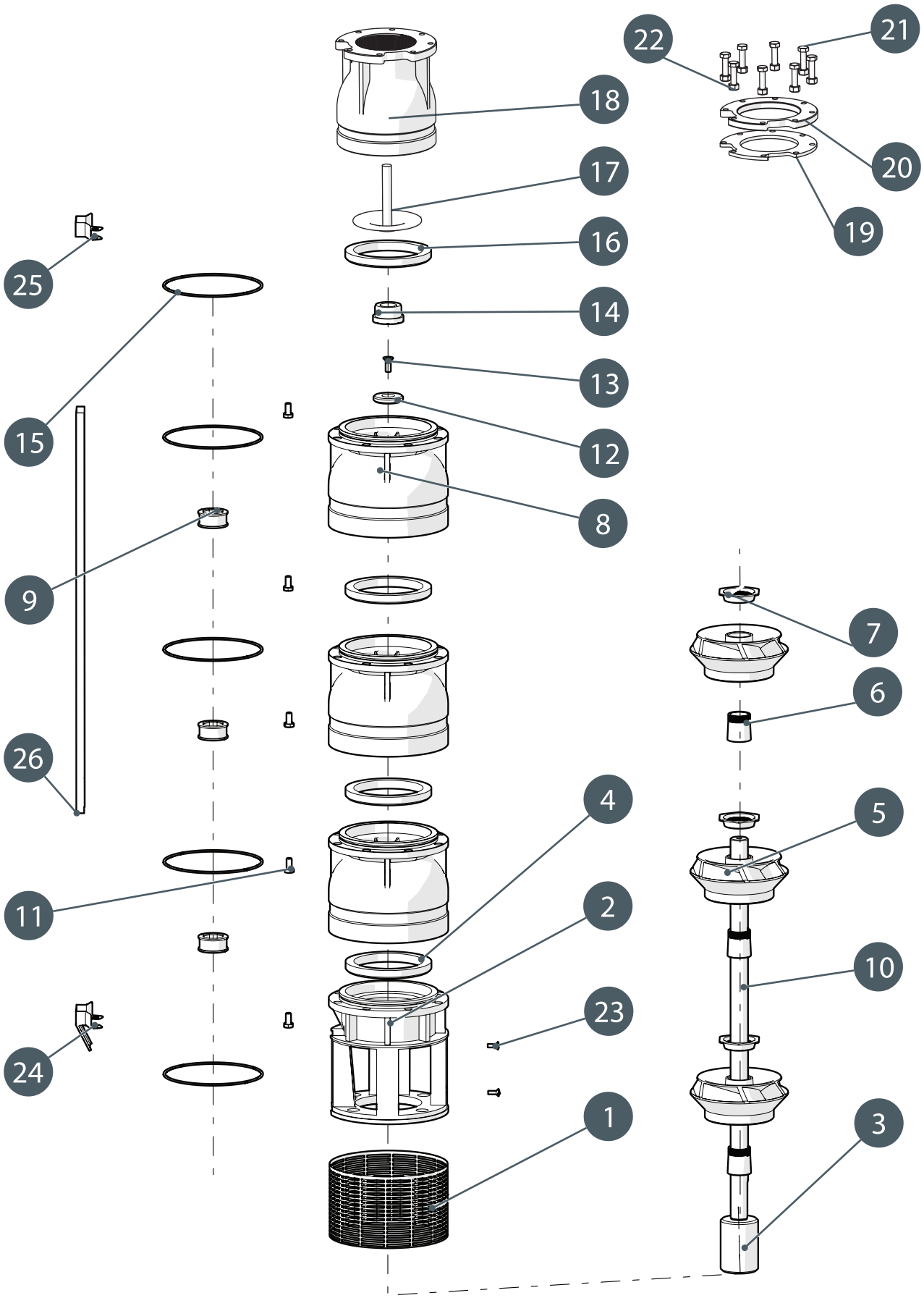

# 6”-8”-10” - 6LMG, 8LMG, 10LMG lines

| 6LMG, 8LMG, 10LMG lines | | | |
|---|---|---|---|
| **N. CODE** | **DESCRIZIONE (ITALIANO)** | **DESCRIPTION (ENGLISH)** | **MATERIAL** |
| 1 | SUCCHERUOLA | SUCTION STRAINER | AISI 304 |
| 2 | GABBIA DI ASPIRAZIONE | SUCTION CAGE | CAST IRON |
| 3 | GIUNTO | JOINT | AISI 304 |
| 4 | ANELLO USURA | USURY RING | NBR |
| 5 | GIRANTE | IMPELLER | CAST IRON |
| 6 | CONO | CONE | AISI 304 |
| 7 | GHIERA | HEXAGONAL RING | AISI 304 |
| 8 | DIFFUSORE | DIFFUSEUR | AISI 304 |
| 9 | BRONZINA | BEARING BUSH | NBR |
| 10 | ALBERO POMPA | PUMP SHAFT | AISI 304 |
| 11 | N.8 VITI PER DIFFUSORE | N.8 SCREW FOR DIFFUSEUR | AISI 304 |
| 12 | DISCO ACCIAIO | RING | AISI 304 |
| 13 | VITE DISCO ACCIAIO | SCREW FOR DISK | AISI 304 |
| 14 | CONTROSOSPENSIONE | COUNTERTHRUST | PTFE + 25% CARBON |
| 15 | O-RING | O-RING | NBR |
| 16 | GUARNIZIONE FARFALLA | GASKET VALVE | NBR |
| 17 | FARFALLA | CAP VALVE | AISI 304 |
| 18 | CORPO VALVOLA | BODY VALVE | CAST IRON |
| 19 | GUARNIZIONE CONTROFLANGIA | SEAL COUNTERFLANGE | NBR |
| 20 | CONTROFLANGIA | COUNTERFLANGE | IRON |
| 21 | N.8 VITI PER CONTROFLANGIA | N.8 SCREW FOR COUNTERFLANGE | AISI 304 |
| 22 | N.8 DADI PER CONTROFLANGIA | N.8 NUT FOR COUNTERFLANGE | AISI 304 |
| 23 | N.2 VITI PER SUCCHERUOLA | N.2 SCREW FOR SUCTION STRAINER | AISI 304 |
| 24 | STAFFETTA INFERIORE | LOWER FLANGE | AISI 304 |
| 25 | STAFFETTA SUPERIORE | UPPER FLANGE | AISI 304 |
| 26 | COPRICAVO | COVER CABLE | AISI 304 |

| **N. CODE** | **DESCRIPTION (FRANCAIS)** | **DESCRIPTION (ESPAÑOL)** | **MATERIAL** |
|---|---|---|---|
| 1 | CREPINE | REJILLA | AISI 304 |
| 2 | CAGE D’ASPIRATION | CUERPO DE ASPIRACION | CAST IRON |
| 3 | JOINT | ACOPLAMIENTO | AISI 304 |
| 4 | BAGUE D’USURE | ANILLO DE DESGASTE | NBR |
| 5 | ROUE | IMPULSOR | CAST IRON |
| 6 | CONE | CONO | AISI 304 |
| 7 | BAGUE | ANILLO HEXAGONAL | AISI 304 |
| 8 | DIFFUSEUR | DIFUSOR | CAST IRON |
| 9 | COUSSINET | COJINETE | NBR |
| 10 | ABRE POMPE | EJE DE BOMBA | AISI 304 |
| 11 | N.8 VIS POUR DIFFUSEUR | N.8 TORNILLOS DIFUSOR | AISI 304 |
| 12 | RING | ANILLO EN ACERO | AISI 304 |
| 13 | VIS RING | TORNILLO POR ANILLO EN ACERO | AISI 304 |
| 14 | CONTRESUSPENSION | CONTRA-SUSPENCION | PTFE + 25% CARBON |
| 15 | O-RING | ANILLO TORICO | NBR |
| 16 | GASKET VALVE | JUNTA DE VALVULA | NBR |
| 17 | PLAT | VALVULA | AISI 304 |
| 18 | CORPS DE VALVE | CUERPO DE IMPULSION | CAST IRON |
| 19 | JOINT ETANCHEITE CONTREBRIDE | JUNTA CONTRE-BRIDA | NBR |
| 20 | CONTREBRIDE | CONTRE-BRIDA | IRON |
| 21 | N.8 VIS POUR CONTREBRIDE | N. 8 TORNILLOS CONTRE-BRIDA | AISI 304 |
| 22 | N.8 ECROU POUR CONTREBRIDE | N. 8 TUERCAS CONTRE-BRIDA | AISI 304 |
| 23 | N.2 VIS POUR CREPINE | N.2 TORNILLOS REJILLA | AISI 304 |
| 24 | BRIDE INFERIEURE | GRAPA INFERIOR | AISI 304 |
| 25 | BRIDE SUPERIEURE | GRAPA SUPERIOR | AISI 304 |
| 26 | PROTECTOR CABLE | PARACABLE | AISI 304 |

# Le caratteristiche principali delle pompe sommerse serie LR e LM

- Portate fino **860 m³/h**.
- Pressioni fino a **800 m**.
- Efficienza idraulica 6", fino a **79,5%**.
- Efficienza idraulica 8", fino a **81,5%**.
- Efficienza idraulica 10", fino a **84,0%**.
- Efficienza idraulica 12", fino a **82,5%**.
- Efficienza idraulica 14", fino a **82,3%**.

- Tutti i componenti sono prodotti in acciaio inossidabile con la tecnologia **della Micro-fusione per cera persa**.
- Il materiale standard è acciaio inox **AISI 304**, in alternativa sono disponibili, su richiesta i materiali:
  **-> Acciaio AISI316**
  **-> Acciaio Duplex**
  **-> Acciaio AISI 904L**
- Cuscinetti a strisciamento e anelli di usura in gomma speciale resistente all'abrasione della sabbia.
- Anello di controspinta in PTFE/Grafite.

**Dati di funzionamento generale**:
- Pressione fino a 80 bar
- Potenze fino a 400 kW
- Velocità di rotaz. fino a 3600 giri/min
- Massima profondità: 350 m
- Massima quantità di sabbia ammessa: 100 gr/m³
- Compatibilità con acqua potabile DM 174 MEI >= 0,4 (**direttiva EU** No.547/2012)
- Tolleranza sulle prestazioni: ISO9906-3B.

# *The main pump lines LR and LM range data*

- *Capacity up to **860 m³/h**.*
- *Pressure up to **800 m**.*
- *Hydraulic efficiency 6", up to **79,5%**.*
- *Hydraulic efficiency 8", up to **81,5%**.*
- *Hydraulic efficiency 10", up to **84,0%**.*
- *Hydraulic efficiency 12", up to **82,5%**.*
- *Hydraulic efficiency 14", up to **82,3%**.*

- *All components are made of stainless steel with **lost wax Microfusion technology**.*
- *The standard material is **AISI 304** stainless steel, alternatively the following materials are available on request:*
  ***-> AISI316 Steel***
  ***-> Duplex Steel***
  ***-> AISI 904L Steel***
- *Bushing bearings and wear-rings made of sand abrasion-resistant rubber.*
- *Reverse-Thrust ring in PTFE/Graphite.*

***General operatig data**:*
- *Pressure up to 80 bar*
- *Powers up to 400 kW*
- *Rotation speed up to 3600 rpm*
- *Maximum depth: 350 m*
- *Maximum quantity of permitted sand: 100 gr/m³*
- *Drinking water compatibility according to DM174 MEI >= 0,4 (**EU directive** No.547/2012)*
- *Performance tolerance: ISO9906-3B.*

# Elettropompe Sommerse 6” Radiali e Semiassali

# 6” Borehole Radial and Mix-flow Pumps

# Bombas para Pozos 6” Radiales y Semi Axiales

# Pompes puor Puits de 6” Radiales et Semi Axiales

# 6″ 6LR & 6LM lines

## 6LR line



## 6LM line

| CARATTERISTICHE COSTRUTTIVE / CONSTRUCTION FEATURES<br>CARACTERÍSTICAS CONSTRUCTIVAS / CARACTÉRISTIQUES D'EXÉCUTION | |
|---|---|
| Corpo d'Aspirazione e di Mandata<br>Suction and delivery outlet<br>Caja de Aspiracion y de Impulsión<br>Cage d'aspiration et de refoulement | **AISI 304 (LRS-LMS)<br>AISI 316 (LRX-LMX)<br>Duplex (LRD-LMD)** |
| Corpo Valvola<br>Valve body<br>Valvula<br>Plat | **AISI 304 (LRS-LMS)<br>AISI 316 (LRX-LMX)<br>Duplex (LRD-LMD)** |
| Giranti e diffusori<br>Impellers and diffusers<br>Rodetes y difusores<br>Turbines et diffuseurs | **AISI 304 (LRS-LMS)<br>AISI 316 (LRX-LMX)<br>Duplex (LRD-LMD)** |
| Bronzina superiore<br>Upper bushings<br>Cojinete superior<br>Coussinet de bague supérieur | **NBR** |
| Albero corpo pompa<br>Shaft pump side<br>Eje cuerpo bomba<br>Arbre pompe | **AISI 304 (LRS-LMS)<br>AISI 316 (LRX-LMX)<br>Duplex (LRD-LMD)** |
| Quantità di sabbia nell'acqua<br>Quantity of sand in the water<br>Cantidad de arena en el agua<br>Quantité de sable dans l'eau | **max 100 gr/m³** |
| **MOTORE / MOTOR / MOTOR / MOTEUR** | |
| Asincrono 2 poli<br>Asynchronous 2 pole<br>Asíncrono 2 polos<br>Asinchrone 2 pôles | riavvolgibile in bagno d'acqua<br>rewindable water cooled<br>bobinable en baño de agua<br>enroulable en bain d'eau |
| Classe di isolamento<br>Insulation class<br>Clase de aislamiento<br>Classe d'isolation | **Y (max 30 °C) - PPC winding type<br>F (max 50 °C) - PE2+PA or LPE winding type** |
| Grado di protezione<br>Protection degree<br>Grado de protección<br>protection | **IP68** |
| Temperatura del liquido<br>Liquid temperature<br>Temperatura del liquído<br>Température du liquide | **max 30 °C (max 50 °C on request)** |
| Massima profondità d'immersione<br>Maximum immersion depth<br>Sumergencia máxima<br>Profondité maximum d'immersion | **350 m** |

Pompe sommerse centrifughe multistadio per pozzi da 6″. Valvola di ritegno incorporata nella bocca di mandata. Flangia di accoppiamento al motore secondo la normativa NEMA. Applicazioni civili e agricole sono tra le più comuni.

Submersible multistage centrifugal pumps for 6″ wells. Check valve built into the delivery outlet. Pump flange for coupling with motors are made according to NEMA standards. Most common applications are civil and agricultural.

Bombas sumergibles para pozos de 6″. Válvula de retención incorporada en la boca de impulsión. Brida de conexión al motor según norma NEMA. Utilizadas en particular para aplicaciones civiles y agrícolas.

Pompes immergées centrifuges multietagées pour puits de 6″. Clapet de retenue incorporé dans l'orifice de refoulement. Bride d'accouplement au moteur est exécutèe selon normes NEMA. Les applications civiles et agricoles sont parmi les plus communes.

# 6” 6LR 14 AISI 304 (LRS), AISI 316 (LRX), Duplex (LRD)

| Motor 50 Hz - 2900 rpm | | | | | Q | | | | | | | |
|---|---|---|---|---|---|---|---|---|---|---|---|---|
| TYPE | Power | | 400 V | l/min | 0 | 66 | 100 | 150 | 200 | 250 | 300 | 350 |
| | | | | l/sec | 0 | 1,1 | 1,7 | 2,5 | 3,3 | 4,2 | 5,0 | 5,8 |
| | kW | HP | A | m³/h | 0 | 4 | 6 | 9 | 12 | 15 | 18 | 21 |
| 6LR 14/01 | 0,75 | 1 | 2,2 | | 15 | 14 | 14 | 14 | 13 | 12 | 10 | 9 |
| 6LR 14/02 | 1,5 | 2 | 4,0 | | 29 | 29 | 28 | 27 | 25 | 23 | 20 | 17 |
| 6LR 14/03 | 2,2 | 3 | 5,5 | | 44 | 43 | 42 | 41 | 38 | 35 | 31 | 26 |
| 6LR 14/04 | 3 | 4 | 7,5 | | 58 | 57 | 56 | 54 | 50 | 46 | 41 | 34 |
| 6LR 14/05 | 4 | 5,5 | 10,0 | | 73 | 71 | 70 | 68 | 63 | 58 | 51 | 43 |
| 6LR 14/06 | 5,5 | 7,5 | 12,5 | | 87 | 86 | 84 | 81 | 75 | 69 | 61 | 51 |
| 6LR 14/07 | 5,5 | 7,5 | 12,5 | | 102 | 100 | 98 | 95 | 88 | 81 | 71 | 60 |
| 6LR 14/08 | 7,5 | 10 | 16,3 | | 116 | 114 | 112 | 108 | 100 | 92 | 82 | 68 |
| 6LR 14/09 | 7,5 | 10 | 16,3 | | 131 | 128 | 126 | 122 | 113 | 104 | 92 | 77 |
| 6LR 14/10 | 7,5 | 10 | 16,3 | | 145 | 143 | 140 | 135 | 125 | 115 | 102 | 85 |
| 6LR 14/11 | 9,2 | 12,5 | 19,9 | | 160 | 157 | 154 | 149 | 138 | 127 | 112 | 94 |
| 6LR 14/12 | 9,2 | 12,5 | 19,9 | | 174 | 171 | 168 | 162 | 150 | 138 | 122 | 102 |
| 6LR 14/13 | 11 | 15 | 23,4 | H[m] | 189 | 185 | 182 | 176 | 163 | 150 | 133 | 111 |
| 6LR 14/14 | 11 | 15 | 23,4 | | 203 | 200 | 196 | 189 | 175 | 161 | 143 | 119 |
| 6LR 14/15 | 13 | 17,5 | 27,3 | | 218 | 214 | 210 | 203 | 188 | 173 | 153 | 128 |
| 6LR 14/16 | 13 | 17,5 | 27,3 | | 232 | 228 | 224 | 216 | 200 | 184 | 163 | 136 |
| 6LR 14/17 | 13 | 17,5 | 27,3 | | 247 | 242 | 238 | 230 | 213 | 196 | 173 | 145 |
| 6LR 14/18 | 15 | 20 | 31,5 | | 261 | 257 | 252 | 243 | 225 | 207 | 184 | 153 |
| 6LR 14/19 | 15 | 20 | 31,5 | | 276 | 271 | 266 | 257 | 238 | 219 | 194 | 162 |
| 6LR 14/20 | 15 | 20 | 31,5 | | 290 | 285 | 280 | 270 | 250 | 230 | 204 | 170 |
| 6LR 14/21 | 18,5 | 25 | 38,3 | | 305 | 299 | 294 | 284 | 263 | 242 | 214 | 179 |
| 6LR 14/22 | 18,5 | 25 | 38,3 | | 319 | 314 | 308 | 297 | 275 | 253 | 224 | 187 |
| 6LR 14/23 | 18,5 | 25 | 38,3 | | 334 | 328 | 322 | 311 | 288 | 265 | 235 | 196 |
| 6LR 14/24 | 18,5 | 25 | 38,3 | | 348 | 342 | 336 | 324 | 300 | 276 | 245 | 204 |
| 6LR 14/25 | 18,5 | 25 | 38,3 | | 363 | 356 | 350 | 338 | 313 | 288 | 255 | 213 |

| Motor 50 Hz 2900 rpm | Dimensions (mm) | | | Weight (kg) | |
|---|---|---|---|---|---|
| TYPE | A | B | C | M | P |
| 6LR 14/01 | 614 | 277 | 337 | 10 | 9 |
| 6LR 14/02 | 736 | 344 | 392 | 13 | 12 |
| 6LR 14/03 | 863 | 411 | 452 | 15 | 16 |
| 6LR 14/04 | 1035 | 478 | 557 | 19 | 19 |
| 6LR 14/05 | 1142 | 545 | 597 | 22 | 23 |
| 6LR 14/06 | 1310 | 612 | 698 | 27 | 27 |
| 6LR 14/07 | 1377 | 679 | 698 | 27 | 30 |
| 6LR 14/08 | 1472 | 771 | 701 | 55 | 35 |
| 6LR 14/09 | 1539 | 838 | 701 | 55 | 39 |
| 6LR 14/10 | 1606 | 905 | 701 | 55 | 43 |
| 6LR 14/11 | 1723 | 972 | 751 | 60 | 46 |
| 6LR 14/12 | 1790 | 1039 | 751 | 60 | 50 |
| 6LR 14/13 | 1917 | 1106 | 811 | 65 | 53 |
| 6LR 14/14 | 1984 | 1173 | 811 | 65 | 57 |
| 6LR 14/15 | 2081 | 1240 | 841 | 70 | 61 |
| 6LR 14/16 | 2148 | 1307 | 841 | 70 | 64 |
| 6LR 14/17 | 2215 | 1374 | 841 | 70 | 68 |
| 6LR 14/18 | 2372 | 1441 | 931 | 75 | 71 |
| 6LR 14/19 | 2439 | 1508 | 931 | 75 | 75 |
| 6LR 14/20 | 2506 | 1575 | 931 | 75 | 79 |
| 6LR 14/21 | 2633 | 1642 | 991 | 83 | 82 |
| 6LR 14/22 | 2700 | 1709 | 991 | 83 | 86 |
| 6LR 14/23 | 2767 | 1776 | 991 | 83 | 89 |
| 6LR 14/24 | 2834 | 1843 | 991 | 83 | 93 |
| 6LR 14/25 | 2901 | 1910 | 991 | 83 | 97 |




| | |
|---|---|
| Max Eff. % = | 71 |
| Max kW / St. = | 0,74 |

| Q (flow) | 25% | 50% | 75% | 100% |
|---|---|---|---|---|
| NPSH (m) | 3 | 3 | 4 | 6 |

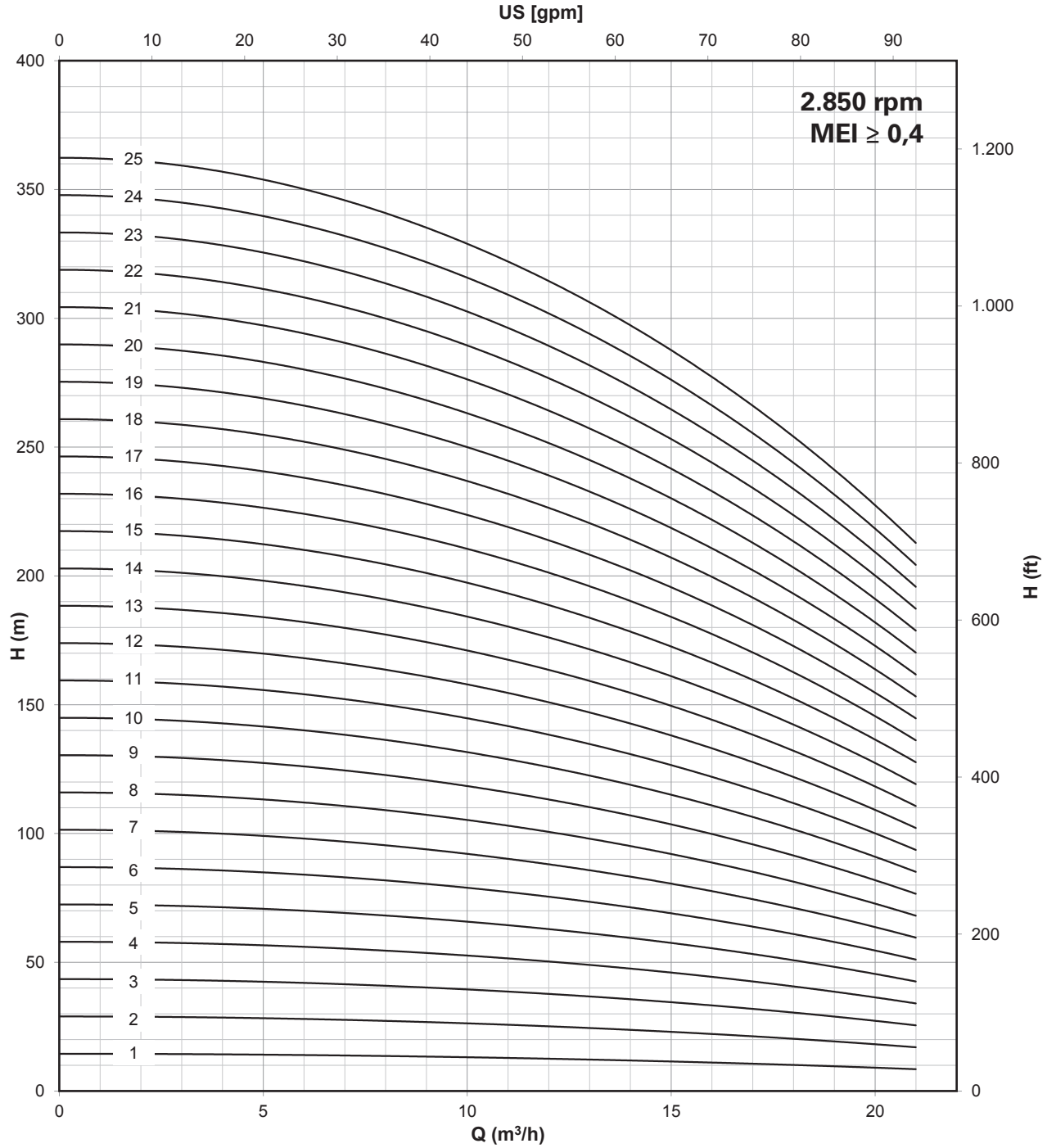


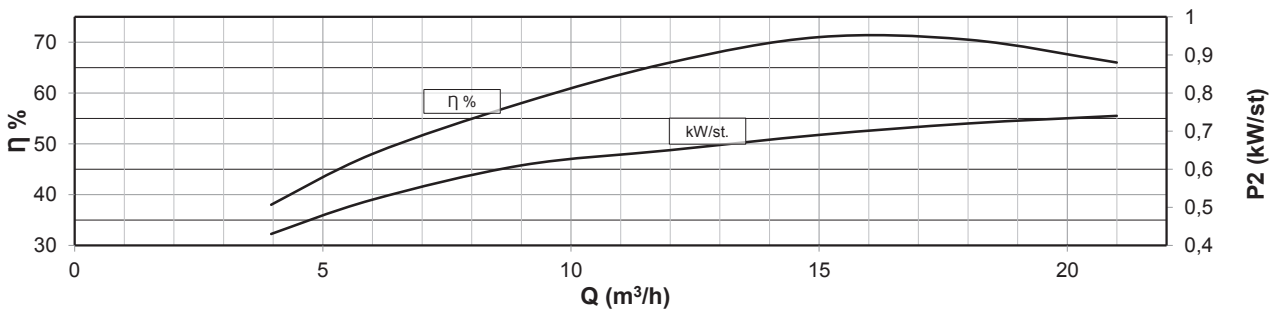


Compatibilità con acqua potabile DM 174 - Drinking water compatibility according DM 174
MEI ≥ 0,4 (direttiva EU No. 547/2012 - regulation EU N. 547/2012)
Per modelli con meno di 3 stazdi ridurre l'eff. % del -5% / Models with less than 3 stages reduce the % eff. of 5%

| Motor 50 Hz - 2900 rpm | | | | | Q | | | | | | | |
|---|---|---|---|---|---|---|---|---|---|---|---|---|
| TYPE | Power | | 400 V | l/min | 0 | 66 | 100 | 150 | 200 | 250 | 300 | 350 |
| | | | | l/sec | 0 | 1,1 | 1,7 | 2,5 | 3,3 | 4,2 | 5,0 | 5,8 |
| | kW | HP | A | m³/h | 0 | 4 | 6 | 9 | 12 | 15 | 18 | 21 |
| 6LR 14/26 | 22 | 30 | 45,1 | | 377 | 371 | 364 | 351 | 325 | 299 | 265 | 221 |
| 6LR 14/27 | 22 | 30 | 45,1 | | 392 | 385 | 378 | 365 | 338 | 311 | 275 | 230 |
| 6LR 14/28 | 22 | 30 | 45,1 | | 406 | 399 | 392 | 378 | 350 | 322 | 286 | 238 |
| 6LR 14/29 | 22 | 30 | 45,1 | | 421 | 413 | 406 | 392 | 363 | 334 | 296 | 247 |
| 6LR 14/30* | 26 | 35 | 52,9 | | 435 | 428 | 420 | 405 | 375 | 345 | 306 | 255 |
| 6LR 14/31* | 26 | 35 | 52,9 | | 450 | 442 | 434 | 419 | 388 | 357 | 316 | 264 |
| 6LR 14/32* | 26 | 35 | 52,9 | | 464 | 456 | 448 | 432 | 400 | 368 | 326 | 272 |
| 6LR 14/33* | 26 | 35 | 52,9 | | 479 | 470 | 462 | 446 | 413 | 380 | 337 | 281 |
| 6LR 14/34* | 26 | 35 | 52,9 | | 493 | 485 | 476 | 459 | 425 | 391 | 347 | 289 |
| 6LR 14/35* | 26 | 35 | 52,9 | | 508 | 499 | 490 | 473 | 438 | 403 | 357 | 298 |
| 6LR 14/36* | 30 | 40 | 61,1 | | 522 | 513 | 504 | 486 | 450 | 414 | 367 | 306 |
| 6LR 14/37* | 30 | 40 | 61,1 | | 537 | 527 | 518 | 500 | 463 | 426 | 377 | 315 |
| 6LR 14/38* | 30 | 40 | 61,1 | H[m] | 551 | 542 | 532 | 513 | 475 | 437 | 388 | 323 |
| 6LR 14/39* | 30 | 40 | 61,1 | | 566 | 556 | 546 | 527 | 488 | 449 | 398 | 332 |
| 6LR 14/40* | 30 | 40 | 61,1 | | 580 | 570 | 560 | 540 | 500 | 460 | 408 | 340 |
| 6LR 14/41* | 37 | 50 | 75,8 | | 595 | 584 | 574 | 554 | 513 | 472 | 418 | 349 |
| 6LR 14/42* | 37 | 50 | 75,8 | | 609 | 599 | 588 | 567 | 525 | 483 | 428 | 357 |
| 6LR 14/43* | 37 | 50 | 75,8 | | 624 | 613 | 602 | 581 | 538 | 495 | 439 | 366 |
| 6LR 14/44* | 37 | 50 | 75,8 | | 638 | 627 | 616 | 594 | 550 | 506 | 449 | 374 |
| 6LR 14/45* | 37 | 50 | 75,8 | | 653 | 641 | 630 | 608 | 563 | 518 | 459 | 383 |
| 6LR 14/46* | 37 | 50 | 75,8 | | 667 | 656 | 644 | 621 | 575 | 529 | 469 | 391 |
| 6LR 14/47* | 37 | 50 | 75,8 | | 682 | 670 | 658 | 635 | 588 | 541 | 479 | 400 |
| 6LR 14/48* | 37 | 50 | 75,8 | | 696 | 684 | 672 | 648 | 600 | 552 | 490 | 408 |
| 6LR 14/49* | 37 | 50 | 75,8 | | 711 | 698 | 686 | 662 | 613 | 564 | 500 | 417 |
| 6LR 14/50* | 37 | 50 | 75,8 | | 725 | 713 | 700 | 675 | 625 | 575 | 510 | 425 |

| Motor 50 Hz 2900 rpm | Dimensions (mm) | | | Weight (kg) | |
|---|---|---|---|---|---|
| TYPE | A | B | C | M | P |
| 6LR 14/26 | 3048 | 1977 | 1071 | 92 | 99 |
| 6LR 14/27 | 3115 | 2044 | 1071 | 92 | 102 |
| 6LR 14/28 | 3182 | 2111 | 1071 | 92 | 106 |
| 6LR 14/29 | 3249 | 2178 | 1071 | 92 | 109 |
| 6LR 14/30* | 3506 | 2325 | 1181 | 100 | 117 |
| 6LR 14/31* | 3573 | 2392 | 1181 | 100 | 120 |
| 6LR 14/32* | 3640 | 2459 | 1181 | 100 | 124 |
| 6LR 14/33* | 3707 | 2526 | 1181 | 100 | 127 |
| 6LR 14/34* | 3774 | 2593 | 1181 | 100 | 131 |
| 6LR 14/35* | 3841 | 2660 | 1181 | 100 | 135 |
| 6LR 14/36* | 3978 | 2727 | 1251 | 108 | 138 |
| 6LR 14/37* | 4045 | 2794 | 1251 | 108 | 142 |
| 6LR 14/38* | 4112 | 2861 | 1251 | 108 | 145 |
| 6LR 14/39* | 4179 | 2928 | 1251 | 108 | 149 |
| 6LR 14/40* | 4246 | 2995 | 1251 | 108 | 153 |
| 6LR 14/41* | 4403 | 3062 | 1341 | 118 | 156 |
| 6LR 14/42* | 4470 | 3129 | 1341 | 118 | 160 |
| 6LR 14/43* | 4537 | 3196 | 1341 | 118 | 163 |
| 6LR 14/44* | 4604 | 3263 | 1341 | 118 | 167 |
| 6LR 14/45* | 4671 | 3330 | 1341 | 118 | 171 |
| 6LR 14/46* | 4738 | 3397 | 1341 | 118 | 174 |
| 6LR 14/47* | 4805 | 3464 | 1341 | 118 | 178 |
| 6LR 14/48* | 4872 | 3531 | 1341 | 118 | 181 |
| 6LR 14/49* | 4939 | 3598 | 1341 | 118 | 185 |
| 6LR 14/50* | 5006 | 3665 | 1341 | 118 | 189 |




| | |
|---|---|
| Max Eff. % = | 71 |
| Max kW / St. = | 0,74 |

| Q (flow) | 25% | 50% | 75% | 100% |
|---|---|---|---|---|
| NPSH (m) | 3 | 3 | 4 | 6 |

* Pompa con albero giuntato / Coupled Pump shaft

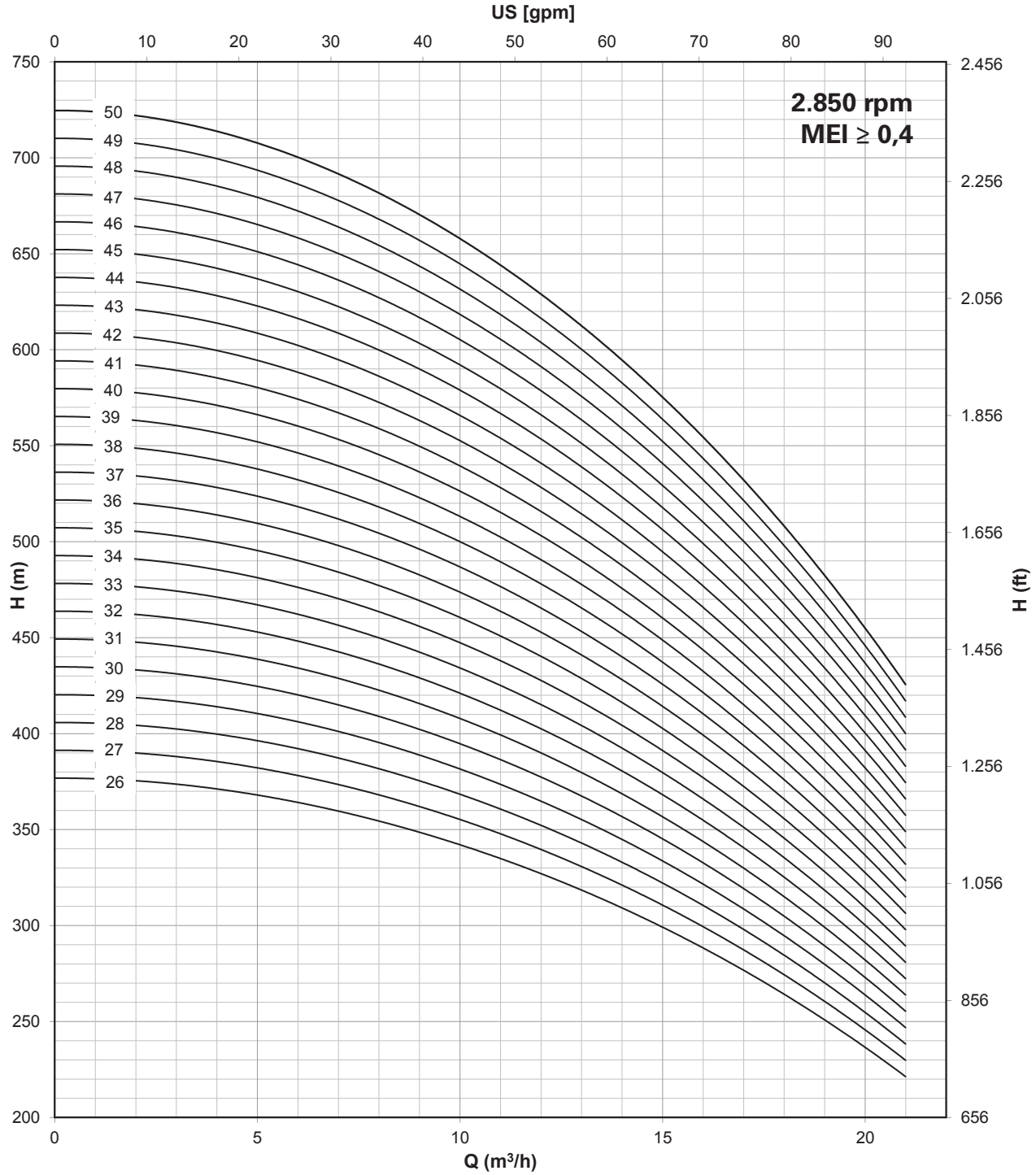


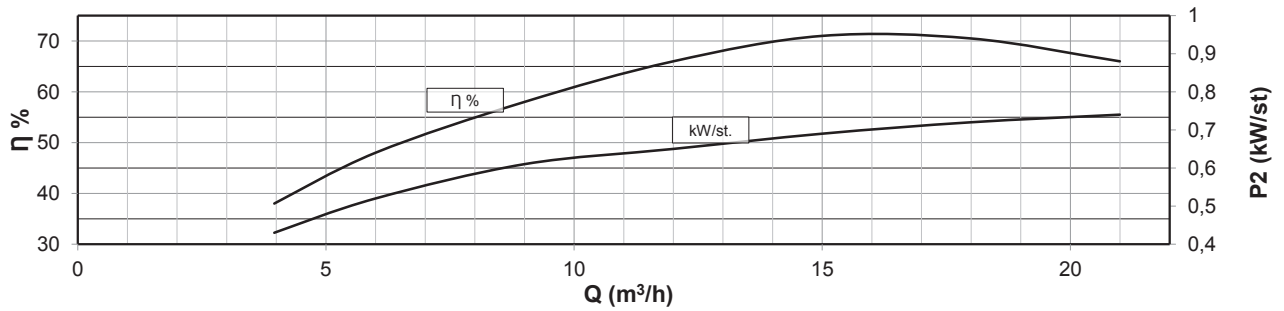


Compatibilità con acqua potabile DM 174 - Drinking water compatibility according DM 174
MEI ≥ 0,4 (direttiva EU No. 547/2012 - regulation EU N. 547/2012)
Per modelli con meno di 3 stadi ridurre l'eff. % del -5% / Models with less than 3 stages reduce the % eff. of 5%

# 6” 6LR 20 AISI 304 (LRS), AISI 316 (LRX), Duplex (LRD)

| Motor 50 Hz - 2900 rpm | | | | | Q | | | | | | | | |
|---|---|---|---|---|---|---|---|---|---|---|---|---|---|
| TYPE | Power | | 400 V | l/min | 0 | 100 | 150 | 200 | 250 | 300 | 350 | 400 | 450 |
| | | | | l/sec | 0 | 1,7 | 2,5 | 3,3 | 4,2 | 5,0 | 5,8 | 6,7 | 7,5 |
| | kW | HP | A | m³/h | 0 | 6 | 9 | 12 | 15 | 18 | 21 | 24 | 27 |
| 6LR 20/01 | 1,5 | 2 | 4,0 | H[m] | 16 | 15 | 14 | 14 | 13 | 12 | 11 | 9 | 7 |
| 6LR 20/02 | 2,2 | 3 | 5,5 | | 31 | 30 | 28 | 28 | 26 | 25 | 22 | 19 | 15 |
| 6LR 20/03 | 3 | 4 | 7,5 | | 47 | 45 | 42 | 41 | 40 | 37 | 33 | 28 | 22 |
| 6LR 20/04 | 4 | 5,5 | 10,0 | | 62 | 60 | 56 | 55 | 53 | 49 | 44 | 37 | 29 |
| 6LR 20/05 | 5,5 | 7,5 | 12,5 | | 78 | 75 | 71 | 69 | 66 | 62 | 55 | 47 | 37 |
| 6LR 20/06 | 5,5 | 7,5 | 12,5 | | 93 | 90 | 85 | 83 | 79 | 74 | 66 | 56 | 44 |
| 6LR 20/07 | 7,5 | 10 | 16,3 | | 109 | 105 | 99 | 97 | 92 | 86 | 77 | 65 | 51 |
| 6LR 20/08 | 7,5 | 10 | 16,3 | | 124 | 120 | 113 | 110 | 106 | 98 | 88 | 74 | 58 |
| 6LR 20/09 | 9,2 | 12,5 | 19,9 | | 140 | 135 | 127 | 124 | 119 | 111 | 99 | 84 | 66 |
| 6LR 20/10 | 9,2 | 12,5 | 19,9 | | 155 | 150 | 141 | 138 | 132 | 123 | 110 | 93 | 73 |
| 6LR 20/11 | 11 | 15 | 23,4 | | 171 | 165 | 155 | 152 | 145 | 135 | 121 | 102 | 80 |
| 6LR 20/12 | 11 | 15 | 23,4 | | 186 | 180 | 169 | 166 | 158 | 148 | 132 | 112 | 88 |
| 6LR 20/13 | 13 | 17,5 | 27,3 | | 202 | 195 | 183 | 179 | 172 | 160 | 143 | 121 | 95 |
| 6LR 20/14 | 13 | 17,5 | 27,3 | | 217 | 210 | 197 | 193 | 185 | 172 | 154 | 130 | 102 |
| 6LR 20/15 | 15 | 20 | 31,5 | | 233 | 225 | 212 | 207 | 198 | 185 | 165 | 140 | 110 |
| 6LR 20/16 | 15 | 20 | 31,5 | | 248 | 240 | 226 | 221 | 211 | 197 | 176 | 149 | 117 |
| 6LR 20/17 | 18,5 | 25 | 38,3 | | 264 | 255 | 240 | 235 | 224 | 209 | 187 | 158 | 124 |
| 6LR 20/18 | 18,5 | 25 | 38,3 | | 279 | 270 | 254 | 248 | 238 | 221 | 198 | 167 | 131 |
| 6LR 20/19 | 18,5 | 25 | 38,3 | | 295 | 285 | 268 | 262 | 251 | 234 | 209 | 177 | 139 |
| 6LR 20/20 | 18,5 | 25 | 38,3 | | 310 | 300 | 282 | 276 | 264 | 246 | 220 | 186 | 146 |
| 6LR 20/21 | 22 | 30 | 45,1 | | 326 | 315 | 296 | 290 | 277 | 258 | 231 | 195 | 153 |
| 6LR 20/22 | 22 | 30 | 45,1 | | 341 | 330 | 310 | 304 | 290 | 271 | 242 | 205 | 161 |
| 6LR 20/23 | 22 | 30 | 45,1 | | 357 | 345 | 324 | 317 | 304 | 283 | 253 | 214 | 168 |
| 6LR 20/24 | 22 | 30 | 45,1 | | 372 | 360 | 338 | 331 | 317 | 295 | 264 | 223 | 175 |

| Motor 50 Hz 2900 rpm | Dimensions (mm) | | | Weight (kg) | |
|---|---|---|---|---|---|
| TYPE | A | B | C | M | P |
| 6LR 20/01 | 669 | 277 | 392 | 13 | 9 |
| 6LR 20/02 | 796 | 344 | 452 | 15 | 12 |
| 6LR 20/03 | 968 | 411 | 557 | 19 | 16 |
| 6LR 20/04 | 1075 | 478 | 597 | 22 | 19 |
| 6LR 20/05 | 1243 | 545 | 698 | 27 | 23 |
| 6LR 20/06 | 1310 | 612 | 698 | 27 | 27 |
| 6LR 20/07 | 1405 | 704 | 701 | 55 | 32 |
| 6LR 20/08 | 1472 | 771 | 701 | 55 | 35 |
| 6LR 20/09 | 1589 | 838 | 751 | 60 | 39 |
| 6LR 20/10 | 1656 | 905 | 751 | 60 | 43 |
| 6LR 20/11 | 1783 | 972 | 811 | 65 | 46 |
| 6LR 20/12 | 1850 | 1039 | 811 | 65 | 50 |
| 6LR 20/13 | 1947 | 1106 | 841 | 70 | 53 |
| 6LR 20/14 | 2014 | 1173 | 841 | 70 | 57 |
| 6LR 20/15 | 2171 | 1240 | 931 | 75 | 61 |
| 6LR 20/16 | 2238 | 1307 | 931 | 75 | 64 |
| 6LR 20/17 | 2365 | 1374 | 991 | 83 | 68 |
| 6LR 20/18 | 2432 | 1441 | 991 | 83 | 71 |
| 6LR 20/19 | 2499 | 1508 | 991 | 83 | 75 |
| 6LR 20/20 | 2566 | 1575 | 991 | 83 | 79 |
| 6LR 20/21 | 2713 | 1642 | 1071 | 92 | 82 |
| 6LR 20/22 | 2780 | 1709 | 1071 | 92 | 86 |
| 6LR 20/23 | 2847 | 1776 | 1071 | 92 | 89 |
| 6LR 20/24 | 2914 | 1843 | 1071 | 92 | 93 |

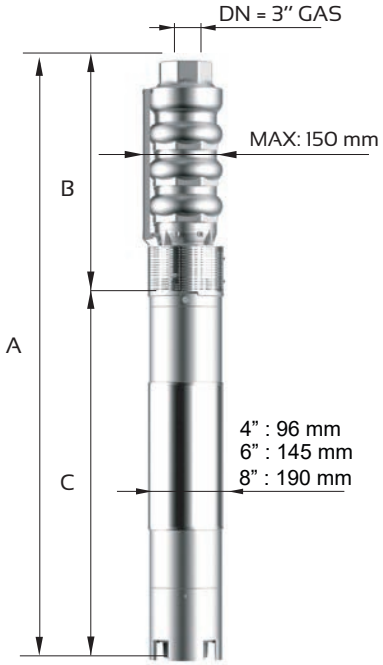


| | |
|---|---|
| Max Eff. % = | 73 |
| Max kW / St. = | 0,91 |

| Q (flow) | 25% | 50% | 75% | 100% |
|---|---|---|---|---|
| NPSH (m) | 3 | 3 | 4 | 6 |

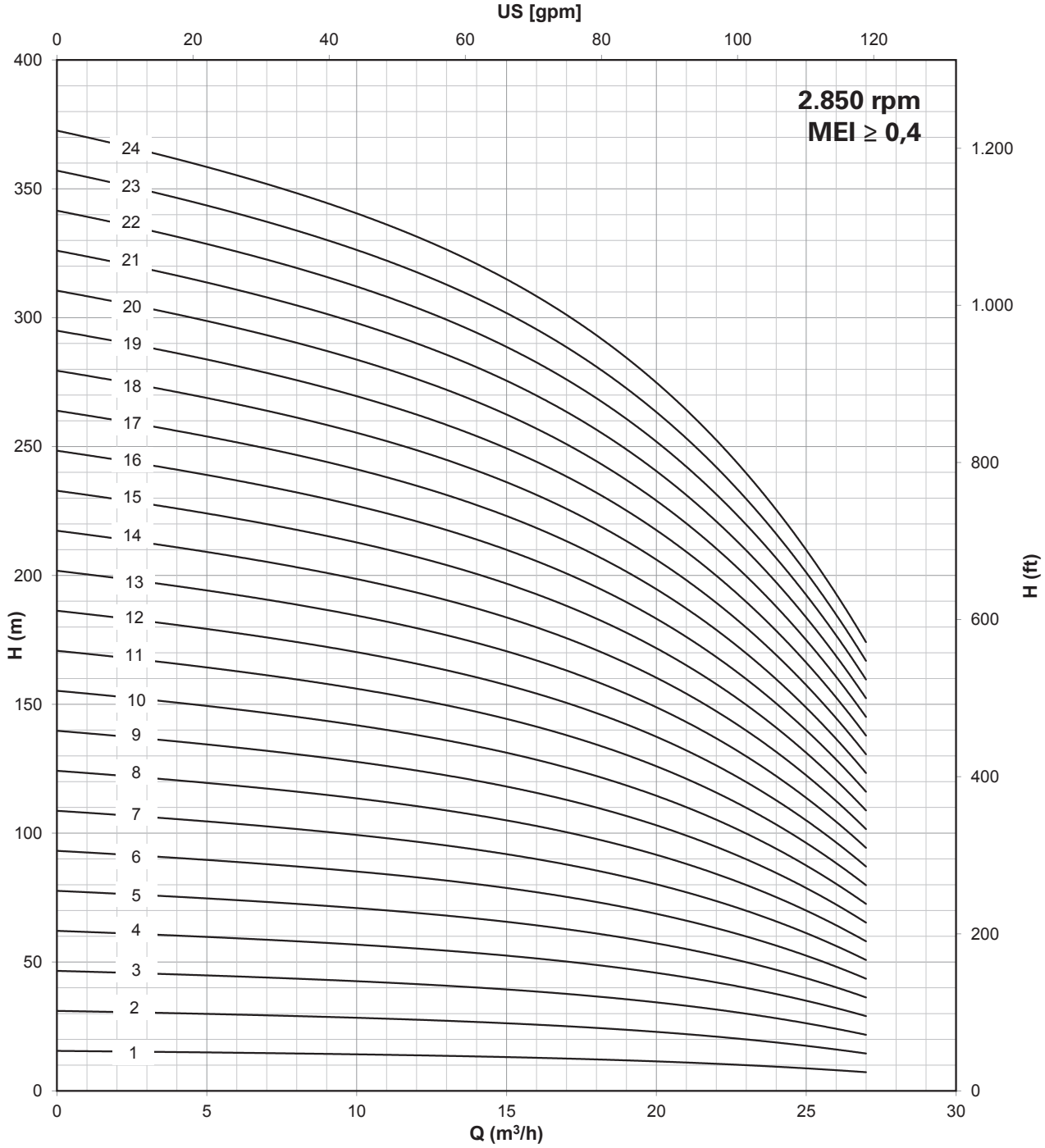


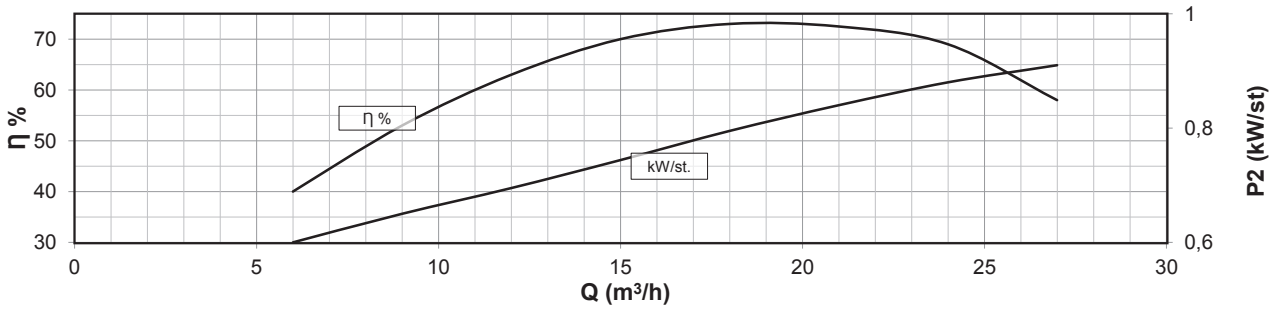


Compatibilità con acqua potabile DM 174 - Drinking water compatibility according DM 174
MEI ≥ 0,4 (direttiva EU No. 547/2012 - regulation EU N. 547/2012)
Per modelli con meno di 3 stadi ridurre l'eff. % del -5% / Models with less than 3 stages reduce the % eff. of 5%

# 6” 6LR 20 AISI 304 (LRS), AISI 316 (LRX), Duplex (LRD)

| Motor 50 Hz - 2900 rpm | | | | | Q | | | | | | | | |
|---|---|---|---|---|---|---|---|---|---|---|---|---|---|
| TYPE | Power | | 400 V | l/min | 0 | 100 | 150 | 200 | 250 | 300 | 350 | 400 | 450 |
| | | | | l/sec | 0 | 1,7 | 2,5 | 3,3 | 4,2 | 5,0 | 5,8 | 6,7 | 7,5 |
| | kW | HP | A | m³/h | 0 | 6 | 9 | 12 | 15 | 18 | 21 | 24 | 27 |
| 6LR 20/25 | 26 | 35 | 52,9 | H[m] | 388 | 375 | 353 | 345 | 330 | 308 | 275 | 233 | 183 |
| 6LR 20/26 | 26 | 35 | 52,9 | | 403 | 390 | 367 | 359 | 343 | 320 | 286 | 242 | 190 |
| 6LR 20/27 | 26 | 35 | 52,9 | | 419 | 405 | 381 | 373 | 356 | 332 | 297 | 251 | 197 |
| 6LR 20/28 | 26 | 35 | 52,9 | | 434 | 420 | 395 | 386 | 370 | 344 | 308 | 260 | 204 |
| 6LR 20/29 | 30 | 40 | 61,1 | | 450 | 435 | 409 | 400 | 383 | 357 | 319 | 270 | 212 |
| 6LR 20/30* | 30 | 40 | 61,1 | | 465 | 450 | 423 | 414 | 396 | 369 | 330 | 279 | 219 |
| 6LR 20/31* | 30 | 40 | 61,1 | | 481 | 465 | 437 | 428 | 409 | 381 | 341 | 288 | 226 |
| 6LR 20/32* | 30 | 40 | 61,1 | | 496 | 480 | 451 | 442 | 422 | 394 | 352 | 298 | 234 |
| 6LR 20/33* | 30 | 40 | 61,1 | | 512 | 495 | 465 | 455 | 436 | 406 | 363 | 307 | 241 |
| 6LR 20/34* | 37 | 50 | 75,8 | | 527 | 510 | 479 | 469 | 449 | 418 | 374 | 316 | 248 |
| 6LR 20/35* | 37 | 50 | 75,8 | | 543 | 525 | 494 | 483 | 462 | 431 | 385 | 326 | 256 |
| 6LR 20/36* | 37 | 50 | 75,8 | | 558 | 540 | 508 | 497 | 475 | 443 | 396 | 335 | 263 |
| 6LR 20/37* | 37 | 50 | 75,8 | | 574 | 555 | 522 | 511 | 488 | 455 | 407 | 344 | 270 |
| 6LR 20/38* | 37 | 50 | 75,8 | | 589 | 570 | 536 | 524 | 502 | 467 | 418 | 353 | 277 |
| 6LR 20/39* | 37 | 50 | 75,8 | | 605 | 585 | 550 | 538 | 515 | 480 | 429 | 363 | 285 |
| 6LR 20/40* | 37 | 50 | 75,8 | | 620 | 600 | 564 | 552 | 528 | 492 | 440 | 372 | 292 |
| 6LR 20/41* | 45 | 60 | 86,3 | | 636 | 615 | 578 | 566 | 541 | 504 | 451 | 381 | 299 |
| 6LR 20/42* | 45 | 60 | 86,3 | | 651 | 630 | 592 | 580 | 554 | 517 | 462 | 391 | 307 |
| 6LR 20/43* | 45 | 60 | 86,3 | | 667 | 645 | 606 | 593 | 568 | 529 | 473 | 400 | 314 |
| 6LR 20/44* | 45 | 60 | 86,3 | | 682 | 660 | 620 | 607 | 581 | 541 | 484 | 409 | 321 |
| 6LR 20/45* | 45 | 60 | 86,3 | | 698 | 675 | 635 | 621 | 594 | 554 | 495 | 419 | 329 |
| 6LR 20/46* | 45 | 60 | 86,3 | | 713 | 690 | 649 | 635 | 607 | 566 | 506 | 428 | 336 |
| 6LR 20/47* | 45 | 60 | 86,3 | | 729 | 705 | 663 | 649 | 620 | 578 | 517 | 437 | 343 |
| 6LR 20/48* | 45 | 60 | 86,3 | | 744 | 720 | 677 | 662 | 634 | 590 | 528 | 446 | 350 |

| Motor 50 Hz 2900 rpm | Dimensions (mm) | | | Weight (kg) | |
|---|---|---|---|---|---|
| TYPE | A | B | C | M | P |
| 6LR 20/25 | 3091 | 1910 | 1181 | 100 | 97 |
| 6LR 20/26 | 3158 | 1977 | 1181 | 100 | 100 |
| 6LR 20/27 | 3225 | 2044 | 1181 | 100 | 104 |
| 6LR 20/28 | 3292 | 2111 | 1181 | 100 | 107 |
| 6LR 20/29 | 3429 | 2178 | 1251 | 108 | 111 |
| 6LR 20/30* | 3576 | 2325 | 1251 | 108 | 118 |
| 6LR 20/31* | 3643 | 2392 | 1251 | 108 | 122 |
| 6LR 20/32* | 3710 | 2459 | 1251 | 108 | 125 |
| 6LR 20/33* | 3777 | 2526 | 1251 | 108 | 129 |
| 6LR 20/34* | 3934 | 2593 | 1341 | 118 | 132 |
| 6LR 20/35* | 4001 | 2660 | 1341 | 118 | 136 |
| 6LR 20/36* | 4068 | 2727 | 1341 | 118 | 140 |
| 6LR 20/37* | 4135 | 2794 | 1341 | 118 | 143 |
| 6LR 20/38* | 4257 | 2916 | 1341 | 118 | 148 |
| 6LR 20/39* | 4324 | 2983 | 1341 | 118 | 151 |
| 6LR 20/40* | 4391 | 3050 | 1341 | 118 | 155 |
| 6LR 20/41* | 4240 | 3117 | 1123 | 178 | 159 |
| 6LR 20/42* | 4307 | 3184 | 1123 | 178 | 162 |
| 6LR 20/43* | 4374 | 3251 | 1123 | 178 | 166 |
| 6LR 20/44* | 4441 | 3318 | 1123 | 178 | 169 |
| 6LR 20/45* | 4508 | 3385 | 1123 | 178 | 173 |
| 6LR 20/46* | 4575 | 3452 | 1123 | 178 | 177 |
| 6LR 20/47* | 4642 | 3519 | 1123 | 178 | 180 |
| 6LR 20/48* | 4709 | 3586 | 1123 | 178 | 184 |

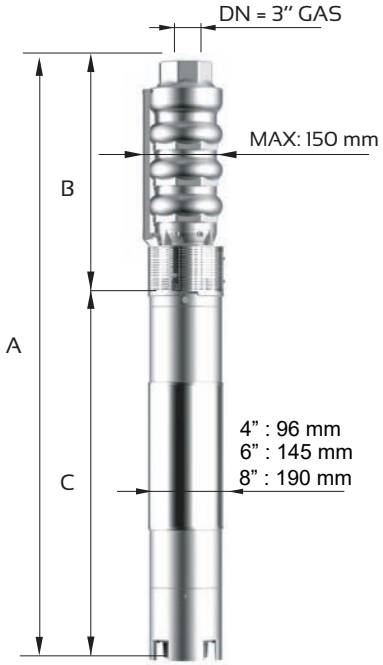


| | |
|---|---|
| Max Eff. % = | 73 |
| Max kW / St. = | 0,91 |

| Q (flow) | 25% | 50% | 75% | 100% |
|---|---|---|---|---|
| NPSH (m) | 3 | 3 | 4 | 6 |

* Pompa con albero giuntato / Coupled Pump shaft

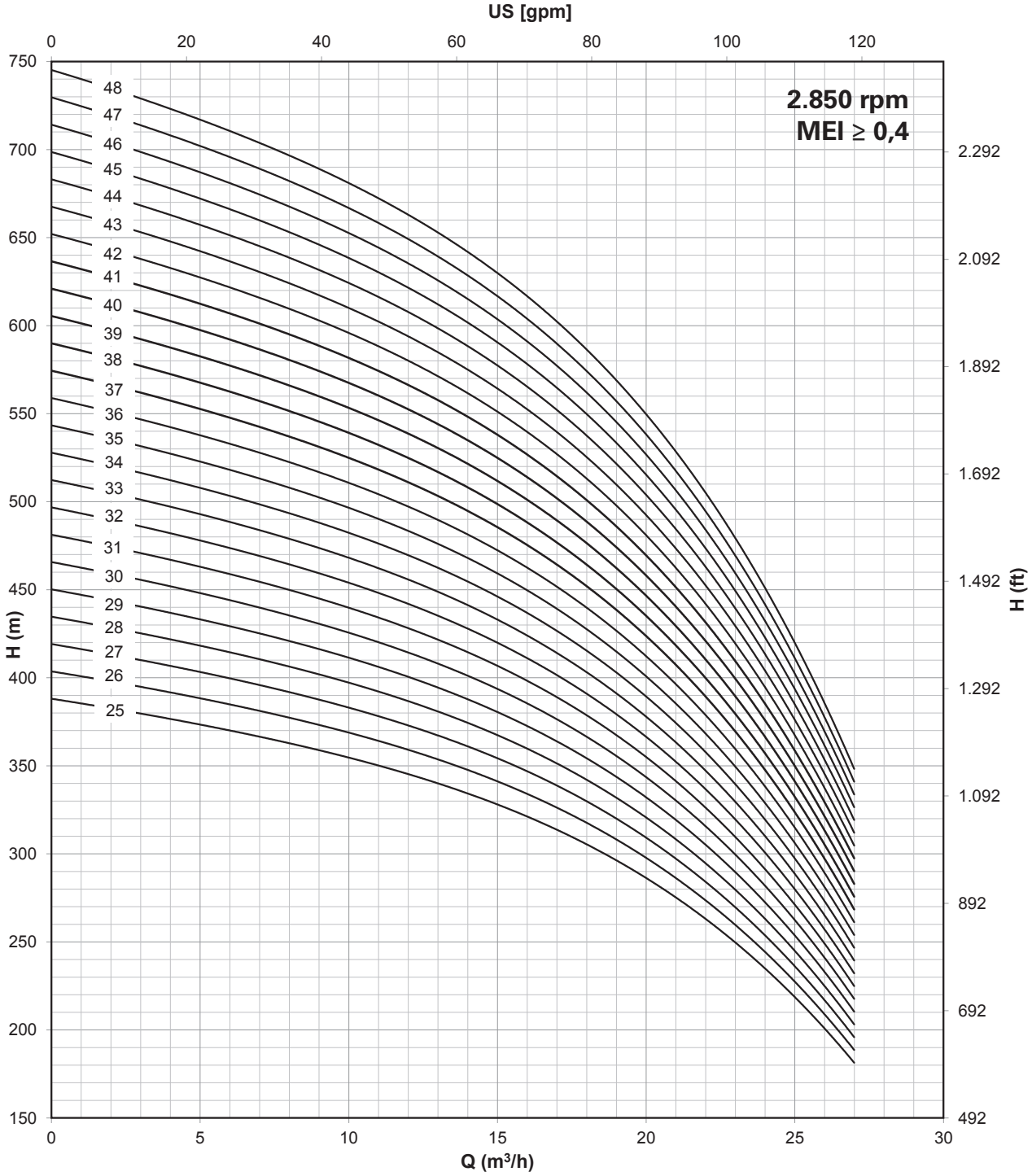


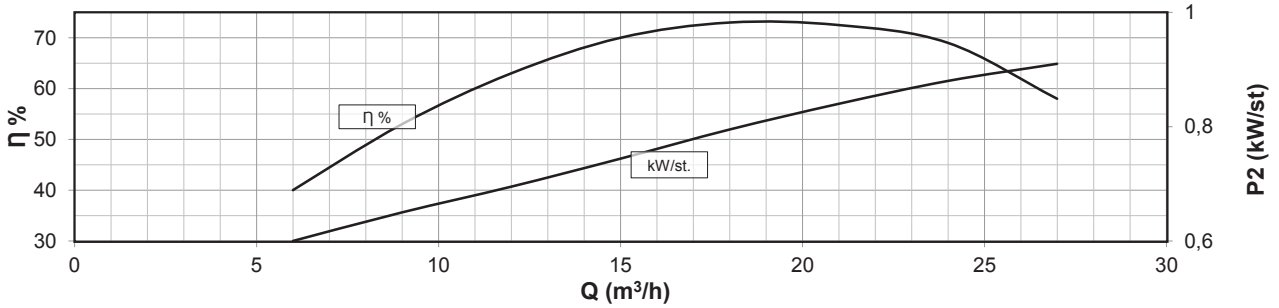


Compatibilità con acqua potabile DM 174 - Drinking water compatibility according DM 174
MEI ≥ 0,4 (direttiva EU No. 547/2012 - regulation EU N. 547/2012)
Per modelli con meno di 3 stadi ridurre l'eff. % del -5% / Models with less than 3 stages reduce the % eff. of 5%

| Motor 50 Hz - 2900 rpm | | | | | Q | | | | | | | | |
|---|---|---|---|---|---|---|---|---|---|---|---|---|---|
| TYPE | Power | | 400 V | l/min | 0 | 100 | 200 | 300 | 350 | 400 | 450 | 500 | 550 |
| | | | | l/sec | 0 | 1,7 | 3,3 | 5,0 | 5,8 | 6,7 | 7,5 | 8,3 | 9,2 |
| | kW | HP | A | m³/h | 0 | 6 | 12 | 18 | 21 | 24 | 27 | 30 | 33 |
| 6LR 25/01 | 1,5 | 2 | 4,0 | | 15 | 14 | 13 | 13 | 12 | 12 | 11 | 10 | 8 |
| 6LR 25/02 | 3 | 4 | 7,5 | | 30 | 29 | 27 | 25 | 25 | 23 | 21 | 19 | 17 |
| 6LR 25/03 | 4 | 5,5 | 10,0 | | 45 | 43 | 40 | 38 | 37 | 35 | 32 | 29 | 25 |
| 6LR 25/04 | 5,5 | 7,5 | 12,5 | | 60 | 57 | 54 | 51 | 49 | 46 | 43 | 38 | 34 |
| 6LR 25/05 | 7,5 | 10 | 16,3 | | 75 | 72 | 67 | 64 | 62 | 58 | 54 | 48 | 42 |
| 6LR 25/06 | 7,5 | 10 | 16,3 | | 90 | 86 | 80 | 76 | 74 | 70 | 64 | 57 | 50 |
| 6LR 25/07 | 9,2 | 12,5 | 19,9 | | 105 | 100 | 94 | 89 | 86 | 81 | 75 | 67 | 59 |
| 6LR 25/08 | 9,2 | 12,5 | 19,9 | | 120 | 114 | 107 | 102 | 98 | 93 | 86 | 76 | 67 |
| 6LR 25/09 | 11 | 15 | 23,4 | | 135 | 129 | 121 | 114 | 111 | 104 | 96 | 86 | 76 |
| 6LR 25/10 | 13 | 17,5 | 27,3 | | 150 | 143 | 134 | 127 | 123 | 116 | 107 | 95 | 84 |
| 6LR 25/11 | 13 | 17,5 | 27,3 | | 165 | 157 | 147 | 140 | 135 | 128 | 118 | 105 | 92 |
| 6LR 25/12 | 15 | 20 | 31,5 | | 180 | 172 | 161 | 152 | 148 | 139 | 128 | 114 | 101 |
| 6LR 25/13 | 15 | 20 | 31,5 | H[m] | 195 | 186 | 174 | 165 | 160 | 151 | 139 | 124 | 109 |
| 6LR 25/14 | 18,5 | 25 | 38,3 | | 210 | 200 | 188 | 178 | 172 | 162 | 150 | 133 | 118 |
| 6LR 25/15 | 18,5 | 25 | 38,3 | | 225 | 215 | 201 | 191 | 185 | 174 | 161 | 143 | 126 |
| 6LR 25/16 | 18,5 | 25 | 38,3 | | 240 | 229 | 214 | 203 | 197 | 186 | 171 | 152 | 134 |
| 6LR 25/17 | 22 | 30 | 45,1 | | 255 | 243 | 228 | 216 | 209 | 197 | 182 | 162 | 143 |
| 6LR 25/18 | 22 | 30 | 45,1 | | 270 | 257 | 241 | 229 | 221 | 209 | 193 | 171 | 151 |
| 6LR 25/19 | 22 | 30 | 45,1 | | 285 | 272 | 255 | 241 | 234 | 220 | 203 | 181 | 160 |
| 6LR 25/20 | 26 | 35 | 52,9 | | 300 | 286 | 268 | 254 | 246 | 232 | 214 | 190 | 168 |
| 6LR 25/21 | 26 | 35 | 52,9 | | 315 | 300 | 281 | 267 | 258 | 244 | 225 | 200 | 176 |
| 6LR 25/22 | 26 | 35 | 52,9 | | 330 | 315 | 295 | 279 | 271 | 255 | 235 | 209 | 185 |
| 6LR 25/23 | 30 | 40 | 61,1 | | 345 | 329 | 308 | 292 | 283 | 267 | 246 | 219 | 193 |
| 6LR 25/24 | 30 | 40 | 61,1 | | 360 | 343 | 322 | 305 | 295 | 278 | 257 | 228 | 202 |
| 6LR 25/25 | 30 | 40 | 61,1 | | 375 | 358 | 335 | 318 | 308 | 290 | 268 | 238 | 210 |

| Motor 50 Hz 2900 rpm | Dimensions (mm) | | | Weight (kg) | |
|---|---|---|---|---|---|
| TYPE | A | B | C | M | P |
| 6LR 25/01 | 669 | 277 | 392 | 13 | 10 |
| 6LR 25/02 | 901 | 344 | 557 | 19 | 14 |
| 6LR 25/03 | 1008 | 411 | 597 | 22 | 17 |
| 6LR 25/04 | 1176 | 478 | 698 | 27 | 21 |
| 6LR 25/05 | 1246 | 545 | 701 | 55 | 25 |
| 6LR 25/06 | 1338 | 637 | 701 | 55 | 28 |
| 6LR 25/07 | 1455 | 704 | 751 | 60 | 32 |
| 6LR 25/08 | 1522 | 771 | 751 | 60 | 35 |
| 6LR 25/09 | 1649 | 838 | 811 | 65 | 39 |
| 6LR 25/10 | 1746 | 905 | 841 | 70 | 43 |
| 6LR 25/11 | 1813 | 972 | 841 | 70 | 46 |
| 6LR 25/12 | 1970 | 1039 | 931 | 75 | 50 |
| 6LR 25/13 | 2037 | 1106 | 931 | 75 | 53 |
| 6LR 25/14 | 2164 | 1173 | 991 | 83 | 57 |
| 6LR 25/15 | 2231 | 1240 | 991 | 83 | 61 |
| 6LR 25/16 | 2298 | 1307 | 991 | 83 | 64 |
| 6LR 25/17 | 2445 | 1374 | 1071 | 92 | 68 |
| 6LR 25/18 | 2512 | 1441 | 1071 | 92 | 71 |
| 6LR 25/19 | 2579 | 1508 | 1071 | 92 | 75 |
| 6LR 25/20 | 2756 | 1575 | 1181 | 100 | 79 |
| 6LR 25/21 | 2823 | 1642 | 1181 | 100 | 82 |
| 6LR 25/22 | 2890 | 1709 | 1181 | 100 | 86 |
| 6LR 25/23 | 3027 | 1776 | 1251 | 108 | 89 |
| 6LR 25/24 | 3094 | 1843 | 1251 | 108 | 93 |
| 6LR 25/25 | 3161 | 1910 | 1251 | 108 | 97 |

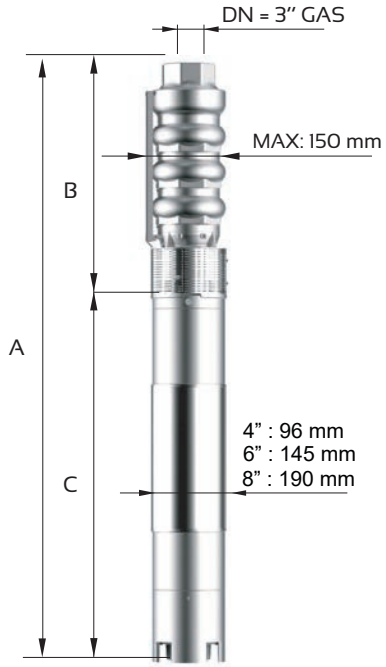


| | |
|---|---|
| Max Eff. % = | 77 |
| Max kW / St. = | 1,14 |

| Q (flow) | 25% | 50% | 75% | 100% |
|---|---|---|---|---|
| NPSH (m) | 3 | 3 | 4,5 | 6,6 |

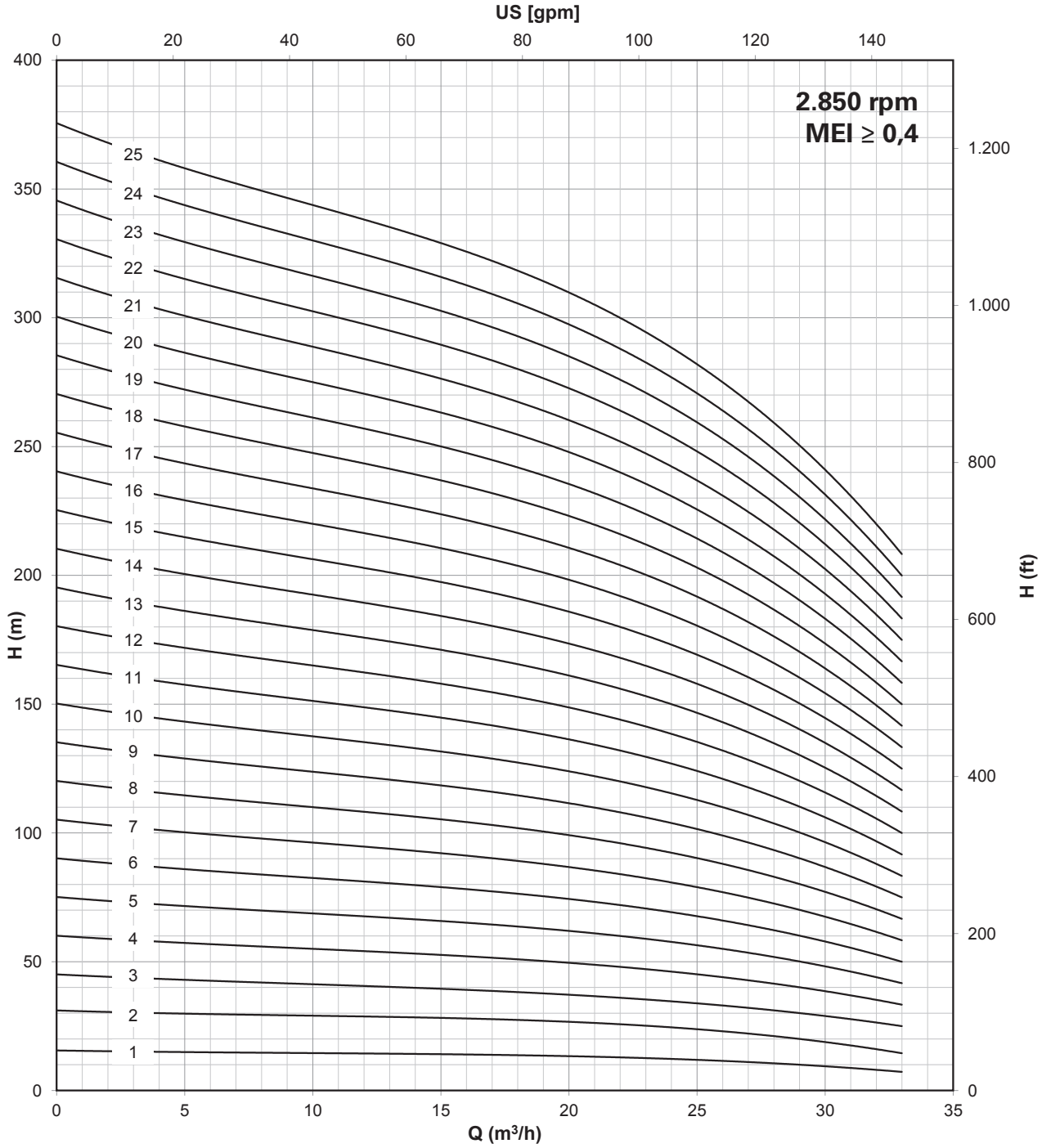


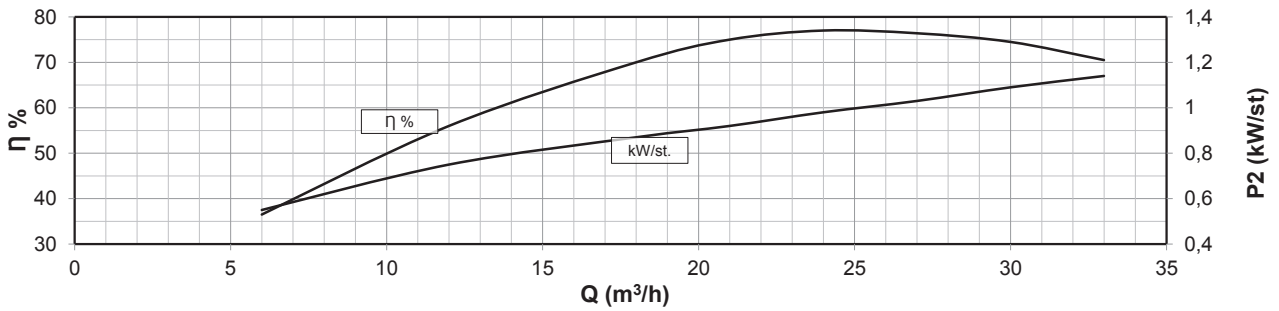


Compatibilità con acqua potabile DM 174 - Drinking water compatibility according DM 174
MEI ≥ 0,4 (direttiva EU No. 547/2012 - regulation EU N. 547/2012)
Per modelli con meno di 3 stadi ridurre l'eff. % del -5% / Models with less than 3 stages reduce the % eff. of 5%

| Motor 50 Hz - 2900 rpm | | | | | Q | | | | | | | | |
|---|---|---|---|---|---|---|---|---|---|---|---|---|---|
| TYPE | Power | | 400 V | l/min | 0 | 100 | 200 | 300 | 350 | 400 | 450 | 500 | 550 |
| | | | | l/sec | 0 | 1,7 | 3,3 | 5,0 | 5,8 | 6,7 | 7,5 | 8,3 | 9,2 |
| | kW | HP | A | m³/h | 0 | 6 | 12 | 18 | 21 | 24 | 27 | 30 | 33 |
| 6LR 25/26* | 30 | 40 | 61,1 | | 390 | 372 | 348 | 330 | 320 | 302 | 278 | 247 | 218 |
| 6LR 25/27* | 37 | 50 | 75,8 | | 405 | 386 | 362 | 343 | 332 | 313 | 289 | 257 | 227 |
| 6LR 25/28* | 37 | 50 | 75,8 | | 420 | 400 | 375 | 356 | 344 | 325 | 300 | 266 | 235 |
| 6LR 25/29* | 37 | 50 | 75,8 | | 435 | 415 | 389 | 368 | 357 | 336 | 310 | 276 | 244 |
| 6LR 25/30* | 37 | 50 | 75,8 | | 450 | 429 | 402 | 381 | 369 | 348 | 321 | 285 | 252 |
| 6LR 25/31* | 37 | 50 | 75,8 | | 465 | 443 | 415 | 394 | 381 | 360 | 332 | 295 | 260 |
| 6LR 25/32* | 37 | 50 | 75,8 | | 480 | 458 | 429 | 406 | 394 | 371 | 342 | 304 | 269 |
| 6LR 25/33* | 45 | 60 | 86,3 | | 495 | 472 | 442 | 419 | 406 | 383 | 353 | 314 | 277 |
| 6LR 25/34* | 45 | 60 | 86,3 | | 510 | 486 | 456 | 432 | 418 | 394 | 364 | 323 | 286 |
| 6LR 25/35* | 45 | 60 | 86,3 | | 525 | 501 | 469 | 445 | 431 | 406 | 375 | 333 | 294 |
| 6LR 25/36* | 45 | 60 | 86,3 | | 540 | 515 | 482 | 457 | 443 | 418 | 385 | 342 | 302 |
| 6LR 25/37* | 45 | 60 | 86,3 | | 555 | 529 | 496 | 470 | 455 | 429 | 396 | 352 | 311 |
| 6LR 25/38* | 45 | 60 | 86,3 | H[m] | 570 | 543 | 509 | 483 | 467 | 441 | 407 | 361 | 319 |
| 6LR 25/39* | 45 | 60 | 86,3 | | 585 | 558 | 523 | 495 | 480 | 452 | 417 | 371 | 328 |
| 6LR 25/40* | 55 | 75 | 106,2 | | 600 | 572 | 536 | 508 | 492 | 464 | 428 | 380 | 336 |
| 6LR 25/41* | 55 | 75 | 106,2 | | 615 | 586 | 549 | 521 | 504 | 476 | 439 | 390 | 344 |
| 6LR 25/42* | 55 | 75 | 106,2 | | 630 | 601 | 563 | 533 | 517 | 487 | 449 | 399 | 353 |
| 6LR 25/43* | 55 | 75 | 106,2 | | 645 | 615 | 576 | 546 | 529 | 499 | 460 | 409 | 361 |
| 6LR 25/44* | 55 | 75 | 106,2 | | 660 | 629 | 590 | 559 | 541 | 510 | 471 | 418 | 370 |
| 6LR 25/45* | 55 | 75 | 106,2 | | 675 | 644 | 603 | 572 | 554 | 522 | 482 | 428 | 378 |
| 6LR 25/46* | 55 | 75 | 106,2 | | 690 | 658 | 616 | 584 | 566 | 534 | 492 | 437 | 386 |
| 6LR 25/47* | 55 | 75 | 106,2 | | 705 | 672 | 630 | 597 | 578 | 545 | 503 | 447 | 395 |
| 6LR 25/48* | 55 | 75 | 106,2 | | 720 | 686 | 643 | 610 | 590 | 557 | 514 | 456 | 403 |
| 6LR 25/49* | 66 | 90 | 126,0 | | 735 | 701 | 657 | 622 | 603 | 568 | 524 | 466 | 412 |
| 6LR 25/50* | 66 | 90 | 126,0 | | 750 | 715 | 670 | 635 | 615 | 580 | 535 | 475 | 420 |

| Motor 50 Hz 2900 rpm | Dimensions (mm) | | | Weight (kg) | |
|---|---|---|---|---|---|
| TYPE | A | B | C | M | P |
| 6LR 25/26* | 3308 | 2057 | 1251 | 108 | 104 |
| 6LR 25/27* | 3465 | 2124 | 1341 | 118 | 107 |
| 6LR 25/28* | 3532 | 2191 | 1341 | 118 | 111 |
| 6LR 25/29* | 3599 | 2258 | 1341 | 118 | 114 |
| 6LR 25/30* | 3666 | 2325 | 1341 | 118 | 118 |
| 6LR 25/31* | 3733 | 2392 | 1341 | 118 | 122 |
| 6LR 25/32* | 3800 | 2459 | 1341 | 118 | 125 |
| 6LR 25/33* | 3649 | 2526 | 1123 | 178 | 129 |
| 6LR 25/34* | 3716 | 2593 | 1123 | 178 | 132 |
| 6LR 25/35* | 3783 | 2660 | 1123 | 178 | 136 |
| 6LR 25/36* | 3850 | 2727 | 1123 | 178 | 140 |
| 6LR 25/37* | 3972 | 2849 | 1123 | 178 | 144 |
| 6LR 25/38* | 4039 | 2916 | 1123 | 178 | 148 |
| 6LR 25/39* | 4106 | 2983 | 1123 | 178 | 151 |
| 6LR 25/40* | 4283 | 3050 | 1233 | 200 | 155 |
| 6LR 25/41* | 4350 | 3117 | 1233 | 200 | 159 |
| 6LR 25/42* | 4417 | 3184 | 1233 | 200 | 162 |
| 6LR 25/43* | 4484 | 3251 | 1233 | 200 | 166 |
| 6LR 25/44* | 4551 | 3318 | 1233 | 200 | 169 |
| 6LR 25/45* | 4618 | 3385 | 1233 | 200 | 173 |
| 6LR 25/46* | 4685 | 3452 | 1233 | 200 | 177 |
| 6LR 25/47* | 4752 | 3519 | 1233 | 200 | 180 |
| 6LR 25/48* | 4819 | 3586 | 1233 | 200 | 184 |
| 6LR 25/49* | 4955 | 3653 | 1302 | 214 | 187 |
| 6LR 25/50* | 5022 | 3720 | 1302 | 214 | 191 |

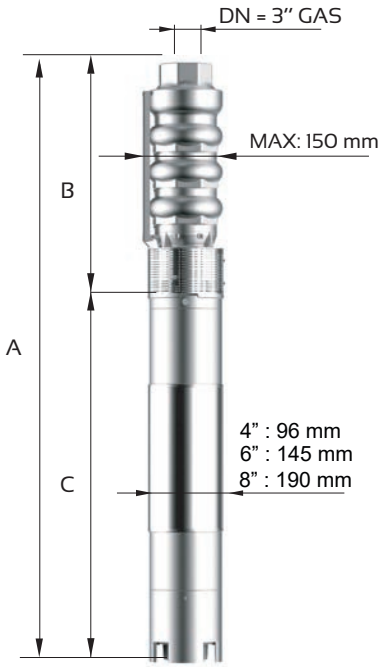


| | |
|---|---|
| Max Eff. % = | 77 |
| Max kW / St. = | 1,14 |

| Q (flow) | 25% | 50% | 75% | 100% |
|---|---|---|---|---|
| NPSH (m) | 3 | 3 | 4,5 | 6,6 |

* Pompa con albero giuntato / Coupled Pump shaft

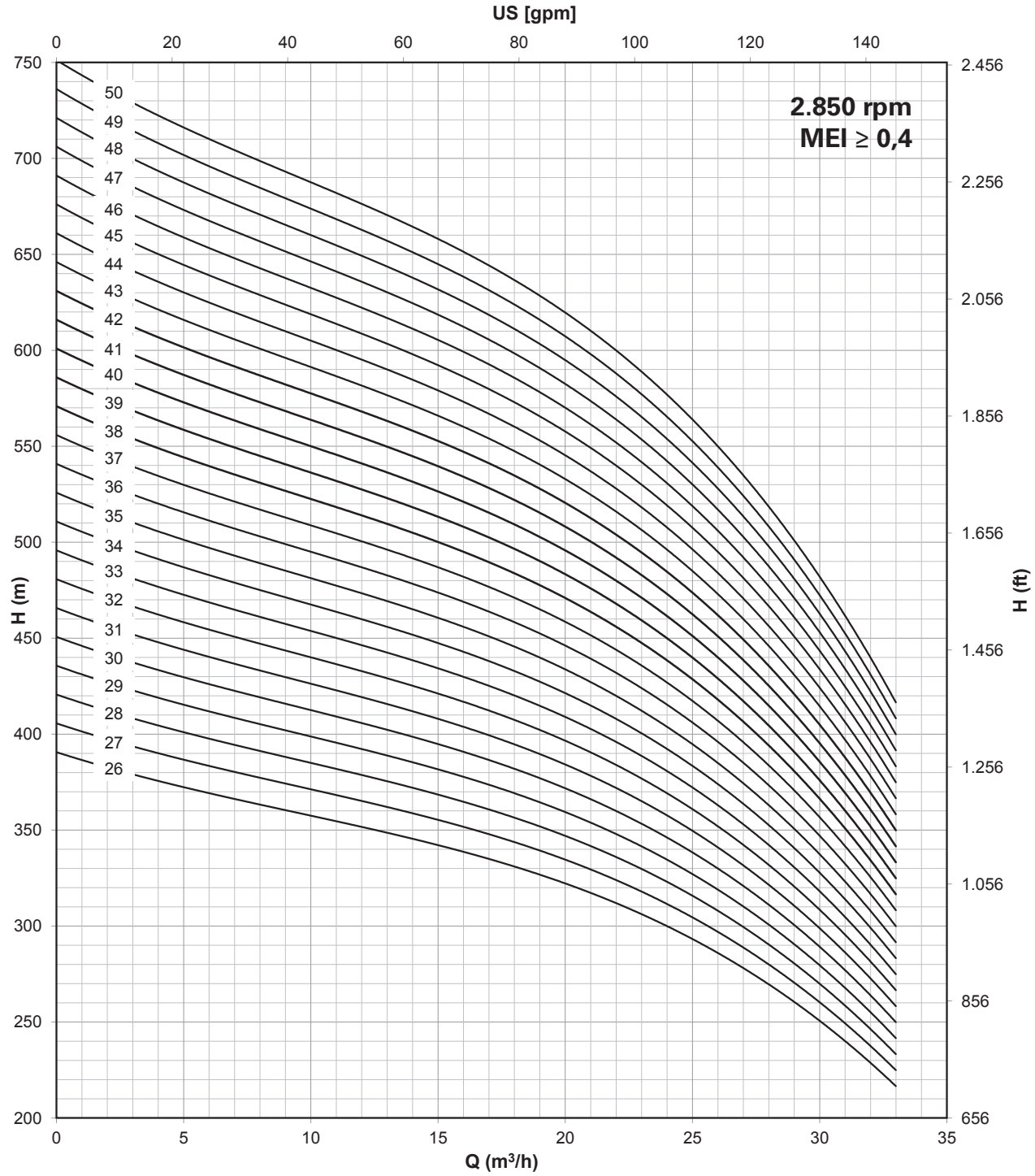


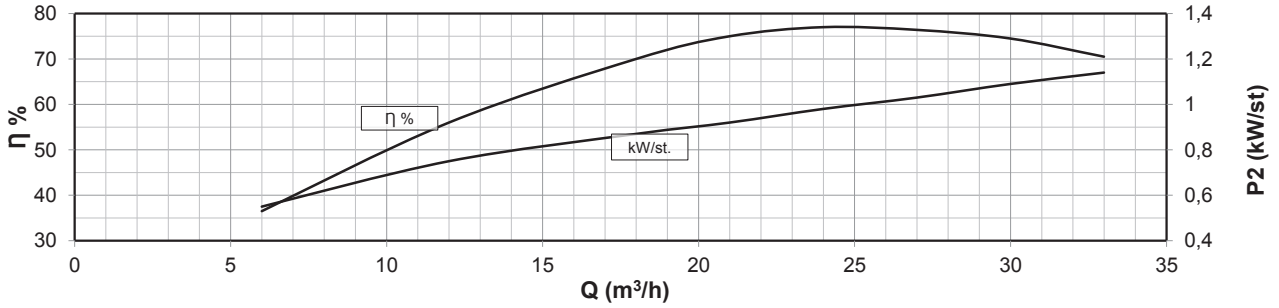


Compatibilità con acqua potabile DM 174 - Drinking water compatibility according DM 174
MEI ≥ 0,4 (direttiva EU No. 547/2012 - regulation EU N. 547/2012)
Per modelli con meno di 3 stadi ridurre l'eff. % del -5% / Models with less than 3 stages reduce the % eff. of 5%

| Motor 50 Hz - 2900 rpm | | | | | Q | | | | | | | | |
|---|---|---|---|---|---|---|---|---|---|---|---|---|---|
| TYPE | Power | | 400 V | l/min | 0 | 100 | 150 | 200 | 300 | 400 | 500 | 600 | 700 |
| | | | | l/sec | 0 | 1,7 | 2,5 | 3,3 | 5,0 | 6,7 | 8,3 | 10,0 | 11,7 |
| | kW | HP | A | m³/h | 0 | 6 | 9 | 12 | 18 | 24 | 30 | 36 | 42 |
| **6LR 32/01** | 1,5 | 2 | 4,0 | | 15 | 15 | 14 | 14 | 14 | 13 | 11 | 9 | 7 |
| **6LR 32/02** | 3 | 4 | 7,5 | | 30 | 30 | 29 | 28 | 27 | 25 | 23 | 19 | 15 |
| **6LR 32/03** | 4 | 5,5 | 10,0 | | 45 | 44 | 43 | 42 | 41 | 38 | 34 | 28 | 22 |
| **6LR 32/04** | 5,5 | 7,5 | 12,5 | | 60 | 59 | 58 | 56 | 54 | 51 | 45 | 38 | 29 |
| **6LR 32/05** | 7,5 | 10 | 16,3 | | 75 | 74 | 72 | 71 | 68 | 64 | 57 | 47 | 37 |
| **6LR 32/06** | 9,2 | 12,5 | 19,9 | | 90 | 89 | 86 | 85 | 82 | 76 | 68 | 56 | 44 |
| **6LR 32/07** | 11 | 15 | 23,4 | | 105 | 104 | 101 | 99 | 95 | 89 | 79 | 66 | 51 |
| **6LR 32/08** | 11 | 15 | 23,4 | | 120 | 118 | 115 | 113 | 109 | 102 | 90 | 75 | 58 |
| **6LR 32/09** | 13 | 17,5 | 27,3 | | 135 | 133 | 130 | 127 | 122 | 114 | 102 | 85 | 66 |
| **6LR 32/10** | 15 | 20 | 31,5 | | 150 | 148 | 144 | 141 | 136 | 127 | 113 | 94 | 73 |
| **6LR 32/11** | 15 | 20 | 31,5 | | 165 | 163 | 158 | 155 | 150 | 140 | 124 | 103 | 80 |
| **6LR 32/12** | 18,5 | 25 | 38,3 | | 180 | 178 | 173 | 169 | 163 | 152 | 136 | 113 | 88 |
| **6LR 32/13** | 18,5 | 25 | 38,3 | **H[m]** | 195 | 192 | 187 | 183 | 177 | 165 | 147 | 122 | 95 |
| **6LR 32/14** | 18,5 | 25 | 38,3 | | 210 | 207 | 202 | 197 | 190 | 178 | 158 | 132 | 102 |
| **6LR 32/15** | 22 | 30 | 45,1 | | 225 | 222 | 216 | 212 | 204 | 191 | 170 | 141 | 110 |
| **6LR 32/16** | 22 | 30 | 45,1 | | 240 | 237 | 230 | 226 | 218 | 203 | 181 | 150 | 117 |
| **6LR 32/17** | 26 | 35 | 52,9 | | 255 | 252 | 245 | 240 | 231 | 216 | 192 | 160 | 124 |
| **6LR 32/18** | 26 | 35 | 52,9 | | 270 | 266 | 259 | 254 | 245 | 229 | 203 | 169 | 131 |
| **6LR 32/19** | 26 | 35 | 52,9 | | 285 | 281 | 274 | 268 | 258 | 241 | 215 | 179 | 139 |
| **6LR 32/20** | 30 | 40 | 61,1 | | 300 | 296 | 288 | 282 | 272 | 254 | 226 | 188 | 146 |
| **6LR 32/21** | 30 | 40 | 61,1 | | 315 | 311 | 302 | 296 | 286 | 267 | 237 | 197 | 153 |
| **6LR 32/22** | 30 | 40 | 61,1 | | 330 | 326 | 317 | 310 | 299 | 279 | 249 | 207 | 161 |
| **6LR 32/23** | 37 | 50 | 75,8 | | 345 | 340 | 331 | 324 | 313 | 292 | 260 | 216 | 168 |
| **6LR 32/24** | 37 | 50 | 75,8 | | 360 | 355 | 346 | 338 | 326 | 305 | 271 | 226 | 175 |
| **6LR 32/25** | 37 | 50 | 75,8 | | 375 | 370 | 360 | 353 | 340 | 318 | 283 | 235 | 183 |

| Motor 50 Hz 2900 rpm | Dimensions (mm) | | | Weight (kg) | |
|---|---|---|---|---|---|
| TYPE | A | B | C | M | P |
| **6LR 32/01** | 669 | 277 | 392 | 13 | 9 |
| **6LR 32/02** | 901 | 344 | 557 | 19 | 12 |
| **6LR 32/03** | 1008 | 411 | 597 | 22 | 16 |
| **6LR 32/04** | 1176 | 478 | 698 | 27 | 19 |
| **6LR 32/05** | 1271 | 570 | 701 | 55 | 25 |
| **6LR 32/06** | 1388 | 637 | 751 | 60 | 28 |
| **6LR 32/07** | 1515 | 704 | 811 | 65 | 32 |
| **6LR 32/08** | 1582 | 771 | 811 | 65 | 35 |
| **6LR 32/09** | 1679 | 838 | 841 | 70 | 39 |
| **6LR 32/10** | 1836 | 905 | 931 | 75 | 43 |
| **6LR 32/11** | 1903 | 972 | 931 | 75 | 46 |
| **6LR 32/12** | 2030 | 1039 | 991 | 83 | 50 |
| **6LR 32/13** | 2097 | 1106 | 991 | 83 | 53 |
| **6LR 32/14** | 2164 | 1173 | 991 | 83 | 57 |
| **6LR 32/15** | 2311 | 1240 | 1071 | 92 | 61 |
| **6LR 32/16** | 2378 | 1307 | 1071 | 92 | 64 |
| **6LR 32/17** | 2555 | 1374 | 1181 | 100 | 68 |
| **6LR 32/18** | 2622 | 1441 | 1181 | 100 | 71 |
| **6LR 32/19** | 2689 | 1508 | 1181 | 100 | 75 |
| **6LR 32/20** | 2826 | 1575 | 1251 | 108 | 79 |
| **6LR 32/21** | 2893 | 1642 | 1251 | 108 | 82 |
| **6LR 32/22** | 2960 | 1709 | 1251 | 108 | 86 |
| **6LR 32/23** | 3117 | 1776 | 1341 | 118 | 89 |
| **6LR 32/24** | 3184 | 1843 | 1341 | 118 | 93 |
| **6LR 32/25** | 3251 | 1910 | 1341 | 118 | 97 |

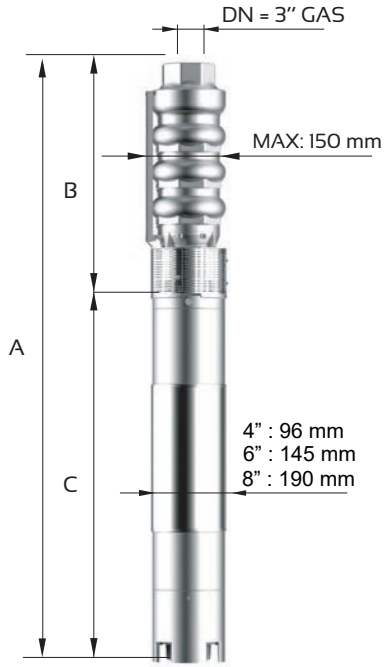


| | |
|---|---|
| **Max Eff. % =** | 77 |
| **Max kW / St. =** | 1,32 |

| Q (flow) | 25% | 50% | 75% | 100% |
|---|---|---|---|---|
| **NPSH (m)** | 3,4 | 3,4 | 3,9 | 7,5 |

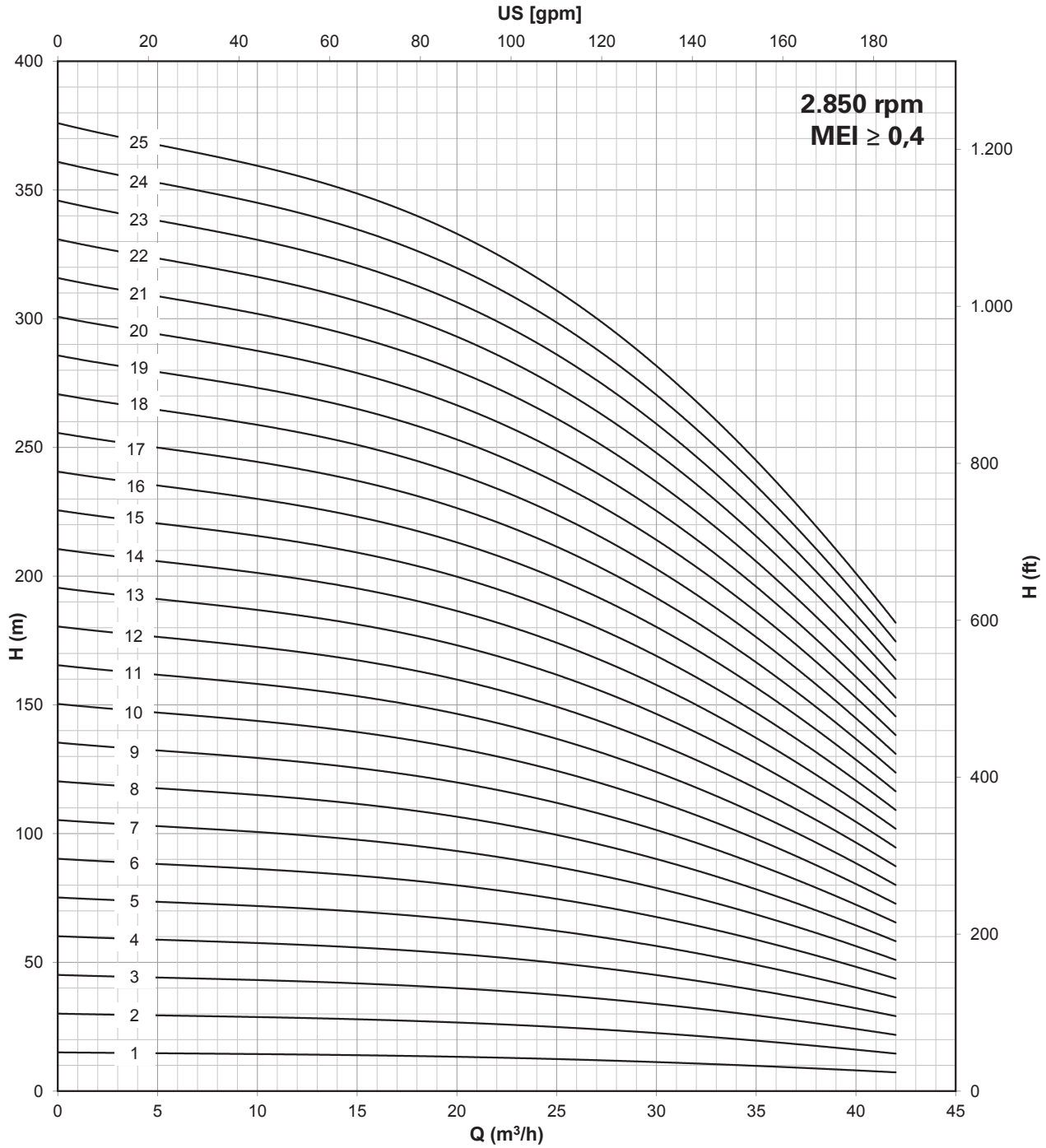


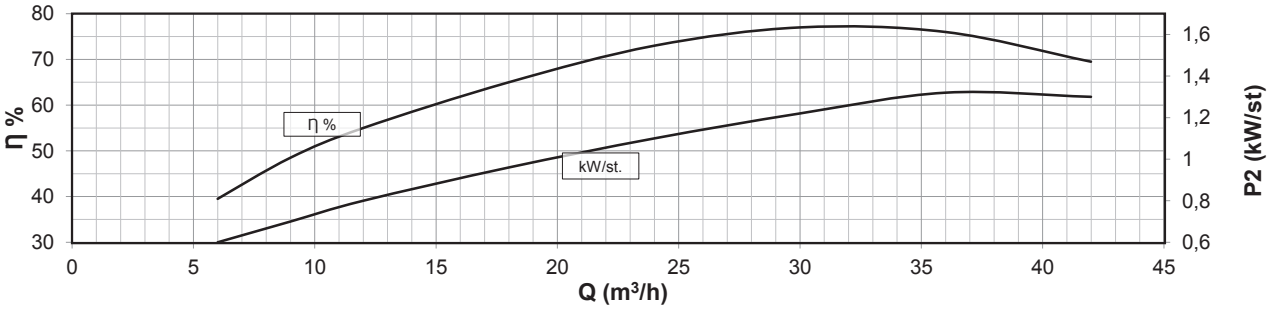


Compatibilità con acqua potabile DM 174 - Drinking water compatibility according DM 174
MEI ≥ 0,4 (direttiva EU No. 547/2012 - regulation EU N. 547/2012)
Per modelli con meno di 3 stadi ridurre l'eff. % del -5% / Models with less than 3 stages reduce the % eff. of 5%

| Motor 50 Hz - 2900 rpm | | | | | Q | | | | | | | | |
|---|---|---|---|---|---|---|---|---|---|---|---|---|---|
| TYPE | Power | | 400 V | l/min | 0 | 100 | 150 | 200 | 300 | 400 | 500 | 600 | 700 |
| | | | | l/sec | 0 | 1,7 | 2,5 | 3,3 | 5,0 | 6,7 | 8,3 | 10,0 | 11,7 |
| | kW | HP | A | m³/h | 0 | 6 | 9 | 12 | 18 | 24 | 30 | 36 | 42 |
| **6LR 32/26*** | 37 | 50 | 75,8 | | 390 | 385 | 374 | 367 | 354 | 330 | 294 | 244 | 190 |
| **6LR 32/27*** | 37 | 50 | 75,8 | | 405 | 400 | 389 | 381 | 367 | 343 | 305 | 254 | 197 |
| **6LR 32/28*** | 37 | 50 | 75,8 | | 420 | 414 | 403 | 395 | 381 | 356 | 316 | 263 | 204 |
| **6LR 32/29*** | 45 | 60 | 86,3 | | 435 | 429 | 418 | 409 | 394 | 368 | 328 | 273 | 212 |
| **6LR 32/30*** | 45 | 60 | 86,3 | | 450 | 444 | 432 | 423 | 408 | 381 | 339 | 282 | 219 |
| **6LR 32/31*** | 45 | 60 | 86,3 | | 465 | 459 | 446 | 437 | 422 | 394 | 350 | 291 | 226 |
| **6LR 32/32*** | 45 | 60 | 86,3 | | 480 | 474 | 461 | 451 | 435 | 406 | 362 | 301 | 234 |
| **6LR 32/33*** | 45 | 60 | 86,3 | | 495 | 488 | 475 | 465 | 449 | 419 | 373 | 310 | 241 |
| **6LR 32/34*** | 45 | 60 | 86,3 | | 510 | 503 | 490 | 479 | 462 | 432 | 384 | 320 | 248 |
| **6LR 32/35*** | 55 | 75 | 106,2 | | 525 | 518 | 504 | 494 | 476 | 445 | 396 | 329 | 256 |
| **6LR 32/36*** | 55 | 75 | 106,2 | | 540 | 533 | 518 | 508 | 490 | 457 | 407 | 338 | 263 |
| **6LR 32/37*** | 55 | 75 | 106,2 | | 555 | 548 | 533 | 522 | 503 | 470 | 418 | 348 | 270 |
| **6LR 32/38*** | 55 | 75 | 106,2 | **H[m]** | 570 | 562 | 547 | 536 | 517 | 483 | 429 | 357 | 277 |
| **6LR 32/39*** | 55 | 75 | 106,2 | | 585 | 577 | 562 | 550 | 530 | 495 | 441 | 367 | 285 |
| **6LR 32/40*** | 55 | 75 | 106,2 | | 600 | 592 | 576 | 564 | 544 | 508 | 452 | 376 | 292 |
| **6LR 32/41*** | 55 | 75 | 106,2 | | 615 | 607 | 590 | 578 | 558 | 521 | 463 | 385 | 299 |
| **6LR 32/42*** | 66 | 90 | 126,0 | | 630 | 622 | 605 | 592 | 571 | 533 | 475 | 395 | 307 |
| **6LR 32/43*** | 66 | 90 | 126,0 | | 645 | 636 | 619 | 606 | 585 | 546 | 486 | 404 | 314 |
| **6LR 32/44*** | 66 | 90 | 126,0 | | 660 | 651 | 634 | 620 | 598 | 559 | 497 | 414 | 321 |
| **6LR 32/45*** | 66 | 90 | 126,0 | | 675 | 666 | 648 | 635 | 612 | 572 | 509 | 423 | 329 |
| **6LR 32/46*** | 66 | 90 | 126,0 | | 690 | 681 | 662 | 649 | 626 | 584 | 520 | 432 | 336 |
| **6LR 32/47*** | 66 | 90 | 126,0 | | 705 | 696 | 677 | 663 | 639 | 597 | 531 | 442 | 343 |
| **6LR 32/48*** | 66 | 90 | 126,0 | | 720 | 710 | 691 | 677 | 653 | 610 | 542 | 451 | 350 |
| **6LR 32/49*** | 66 | 90 | 126,0 | | 735 | 725 | 706 | 691 | 666 | 622 | 554 | 461 | 358 |
| **6LR 32/50*** | 66 | 90 | 126,0 | | 750 | 740 | 720 | 705 | 680 | 635 | 565 | 470 | 365 |

| Motor 50 Hz 2900 rpm | Dimensions (mm) | | | Weight (kg) | |
|---|---|---|---|---|---|
| TYPE | A | B | C | M | P |
| **6LR 32/26*** | 3398 | 2057 | 1341 | 118 | 104 |
| **6LR 32/27*** | 3465 | 2124 | 1341 | 118 | 107 |
| **6LR 32/28*** | 3532 | 2191 | 1341 | 118 | 111 |
| **6LR 32/29*** | 3381 | 2258 | 1123 | 178 | 114 |
| **6LR 32/30*** | 3503 | 2380 | 1123 | 178 | 118 |
| **6LR 32/31*** | 3570 | 2447 | 1123 | 178 | 123 |
| **6LR 32/32*** | 3637 | 2514 | 1123 | 178 | 126 |
| **6LR 32/33*** | 3704 | 2581 | 1123 | 178 | 130 |
| **6LR 32/34*** | 3771 | 2648 | 1123 | 178 | 133 |
| **6LR 32/35*** | 3948 | 2715 | 1233 | 200 | 137 |
| **6LR 32/36*** | 4015 | 2782 | 1233 | 200 | 141 |
| **6LR 32/37*** | 4082 | 2849 | 1233 | 200 | 144 |
| **6LR 32/38*** | 4149 | 2916 | 1233 | 200 | 148 |
| **6LR 32/39*** | 4216 | 2983 | 1233 | 200 | 151 |
| **6LR 32/40*** | 4283 | 3050 | 1233 | 200 | 155 |
| **6LR 32/41*** | 4350 | 3117 | 1233 | 200 | 159 |
| **6LR 32/42*** | 4486 | 3184 | 1302 | 214 | 162 |
| **6LR 32/43*** | 4553 | 3251 | 1302 | 214 | 166 |
| **6LR 32/44*** | 4620 | 3318 | 1302 | 214 | 169 |
| **6LR 32/45*** | 4687 | 3385 | 1302 | 214 | 173 |
| **6LR 32/46*** | 4754 | 3452 | 1302 | 214 | 177 |
| **6LR 32/47*** | 4821 | 3519 | 1302 | 214 | 180 |
| **6LR 32/48*** | 4888 | 3586 | 1302 | 214 | 184 |
| **6LR 32/49*** | 4955 | 3653 | 1302 | 214 | 187 |
| **6LR 32/50*** | 5022 | 3720 | 1302 | 214 | 191 |

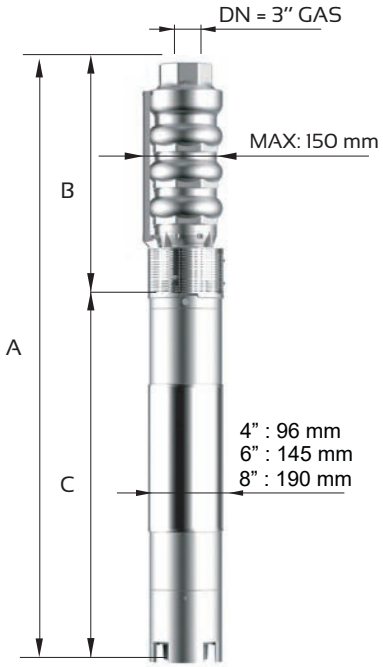


| | |
|---|---|
| **Max Eff. % =** | 77 |
| **Max kW / St. =** | 1,32 |

| Q (flow) | 25% | 50% | 75% | 100% |
|---|---|---|---|---|
| **NPSH (m)** | 3,4 | 3,4 | 3,9 | 7,5 |

* Pompa con albero giuntato / Coupled Pump shaft

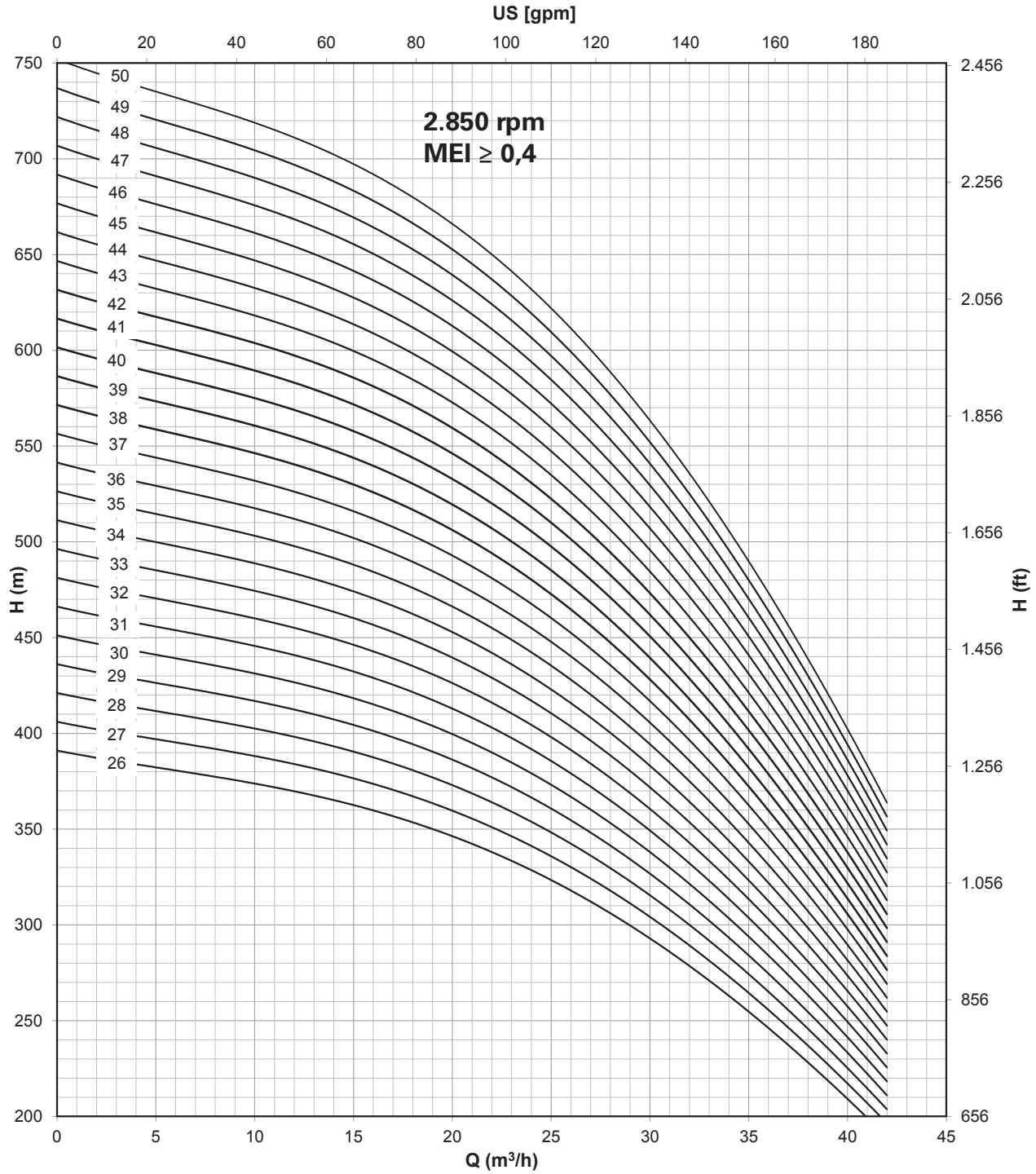


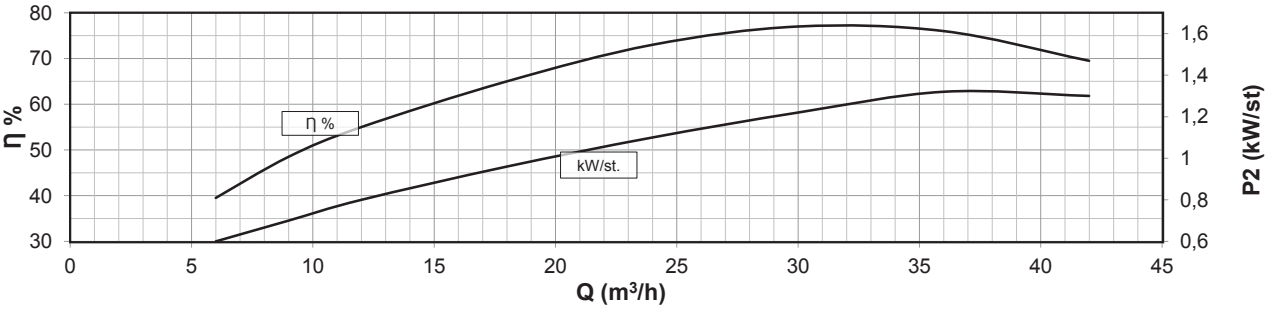


Compatibilità con acqua potabile DM 174 - Drinking water compatibility according DM 174
MEI ≥ 0,4 (direttiva EU No. 547/2012 - regulation EU N. 547/2012)
Per modelli con meno di 3 stadi ridurre l'eff. % del -5% / Models with less than 3 stages reduce the % eff. of 5%

# 6” 6LM 38 AISI 304 (LMS), AISI 316 (LMX), Duplex (LMD)

| Motor 50 Hz - 2900 rpm | | | | | Q | | | | | | | | |
|---|---|---|---|---|---|---|---|---|---|---|---|---|---|
| TYPE | Power | | 400 V | l/min | 0 | 100 | 200 | 300 | 400 | 500 | 600 | 700 | 800 |
| | | | | l/sec | 0 | 1,7 | 3,3 | 5,0 | 6,7 | 8,3 | 10,0 | 11,7 | 13,3 |
| | kW | HP | A | m³/h | 0 | 6 | 12 | 18 | 24 | 30 | 36 | 42 | 48 |
| **6LM 38/01** | 1,5 | 2 | 4,0 | H[m] | 14 | 14 | 13 | 13 | 12 | 11 | 10 | 9 | 7 |
| **6LM 38/02** | 3 | 4 | 7,5 | | 29 | 27 | 26 | 25 | 24 | 23 | 20 | 17 | 14 |
| **6LM 38/03** | 4 | 5,5 | 10,0 | | 43 | 41 | 39 | 38 | 36 | 34 | 31 | 26 | 20 |
| **6LM 38/04** | 5,5 | 7,5 | 12,5 | | 57 | 55 | 52 | 51 | 48 | 45 | 41 | 35 | 27 |
| **6LM 38/05** | 7,5 | 10 | 16,3 | | 71 | 69 | 65 | 64 | 60 | 56 | 51 | 44 | 34 |
| **6LM 38/06** | 9,2 | 12,5 | 19,9 | | 86 | 82 | 78 | 76 | 72 | 68 | 61 | 52 | 41 |
| **6LM 38/07** | 11 | 15 | 23,4 | | 100 | 96 | 91 | 89 | 84 | 79 | 71 | 61 | 48 |
| **6LM 38/08** | 11 | 15 | 23,4 | | 114 | 110 | 104 | 102 | 96 | 90 | 81 | 70 | 55 |
| **6LM 38/09** | 13 | 17,5 | 27,3 | | 129 | 123 | 117 | 114 | 108 | 102 | 92 | 78 | 61 |
| **6LM 38/10** | 15 | 20 | 31,5 | | 143 | 137 | 130 | 127 | 120 | 113 | 102 | 87 | 68 |
| **6LM 38/11** | 15 | 20 | 31,5 | | 157 | 151 | 143 | 140 | 132 | 124 | 112 | 96 | 75 |
| **6LM 38/12** | 18,5 | 25 | 38,3 | | 172 | 164 | 156 | 152 | 144 | 136 | 122 | 104 | 82 |
| **6LM 38/13** | 18,5 | 25 | 38,3 | | 186 | 178 | 169 | 165 | 156 | 147 | 132 | 113 | 89 |
| **6LM 38/14** | 22 | 30 | 45,1 | | 200 | 192 | 182 | 178 | 168 | 158 | 143 | 122 | 95 |
| **6LM 38/15** | 22 | 30 | 45,1 | | 214 | 206 | 195 | 191 | 180 | 169 | 153 | 131 | 102 |
| **6LM 38/16** | 22 | 30 | 45,1 | | 229 | 219 | 208 | 203 | 192 | 181 | 163 | 139 | 109 |

| Motor 50 Hz 2900 rpm | Dimensions (mm) | | | Weight (kg) | |
|---|---|---|---|---|---|
| TYPE | A | B | C | M | P |
| **6LM 38/01** | 746 | 354 | 392 | 13 | 8 |
| **6LM 38/02** | 1012 | 455 | 557 | 19 | 12 |
| **6LM 38/03** | 1153 | 556 | 597 | 22 | 15 |
| **6LM 38/04** | 1355 | 657 | 698 | 27 | 19 |
| **6LM 38/05** | 1499 | 798 | 701 | 55 | 23 |
| **6LM 38/06** | 1650 | 899 | 751 | 60 | 26 |
| **6LM 38/07** | 1811 | 1000 | 811 | 65 | 30 |
| **6LM 38/08** | 1912 | 1101 | 811 | 65 | 33 |
| **6LM 38/09** | 2043 | 1202 | 841 | 70 | 37 |
| **6LM 38/10** | 2234 | 1303 | 931 | 75 | 41 |
| **6LM 38/11** | 2335 | 1404 | 931 | 75 | 44 |
| **6LM 38/12** | 2496 | 1505 | 991 | 83 | 48 |
| **6LM 38/13** | 2597 | 1606 | 991 | 83 | 51 |
| **6LM 38/14** | 2778 | 1707 | 1071 | 92 | 55 |
| **6LM 38/15** | 2879 | 1808 | 1071 | 92 | 59 |
| **6LM 38/16** | 2980 | 1909 | 1071 | 92 | 62 |




| | |
|---|---|
| **Max Eff. % =** | 76 |
| **Max kW / St. =** | 1,33 |

| Q (flow) | 25% | 50% | 75% | 100% |
|---|---|---|---|---|
| **NPSH (m)** | 3,4 | 3,4 | 3,8 | 8 |

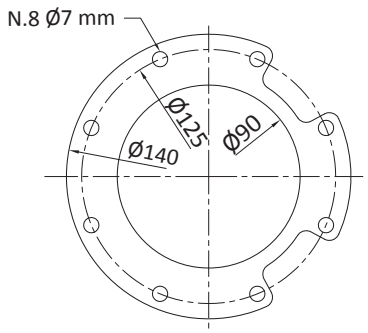


FOR COMMERCIAL TUBE
EXTERNAL DIAMETER: 88,9 mm

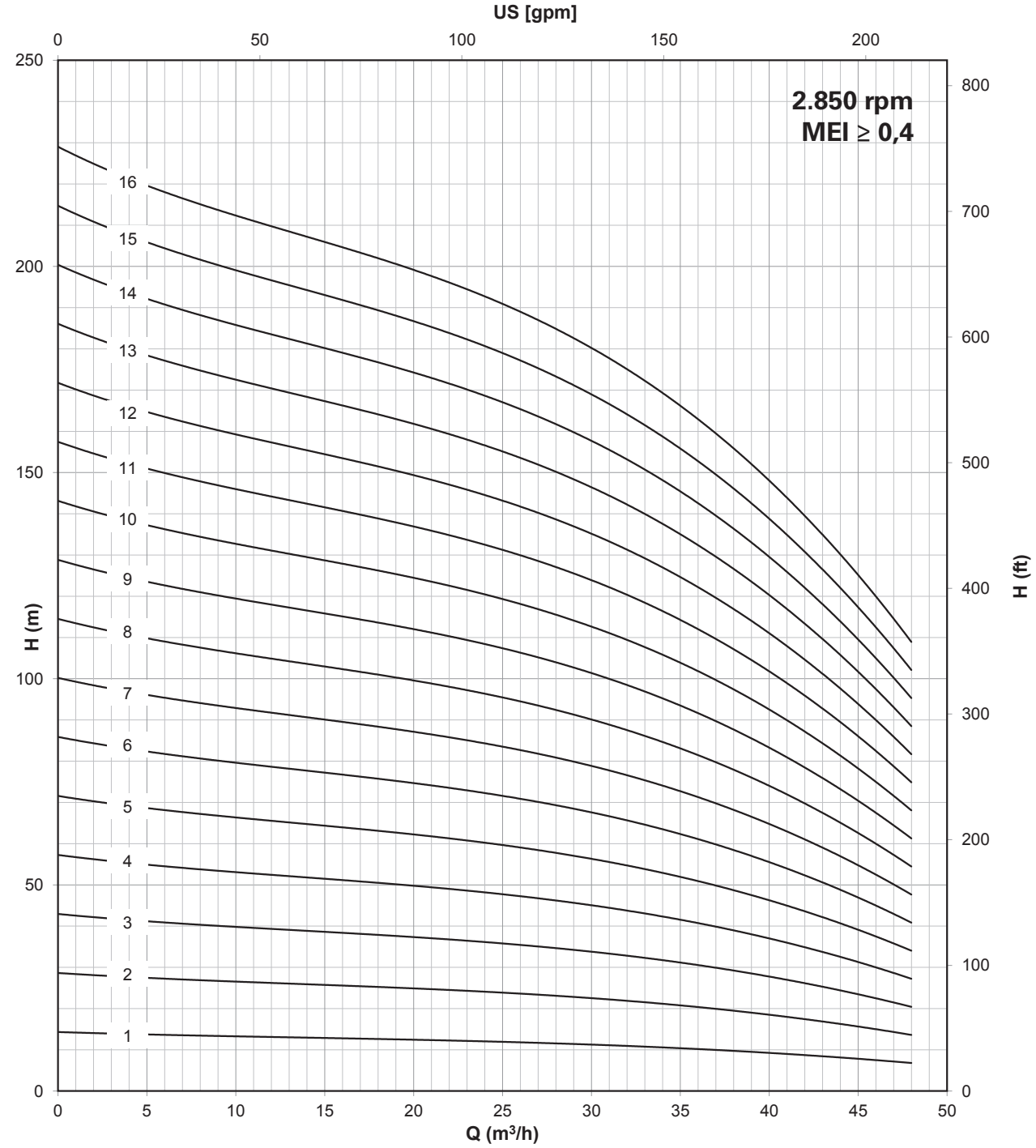


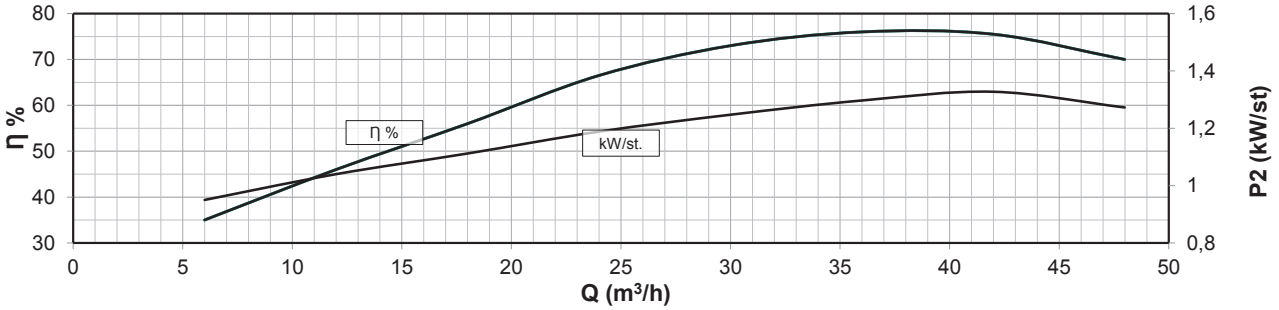


Compatibilità con acqua potabile DM 174 - Drinking water compatibility according DM 174
MEI ≥ 0,4 (direttiva EU No. 547/2012 - regulation EU N. 547/2012)
Per modelli con meno di 3 stadi ridurre l’eff. % del -5% / Models with less than 3 stages reduce the % eff. of 5%

# 6” 6LM 38 AISI 304 (LMS), AISI 316 (LMX), Duplex (LMD)

| Motor 50 Hz - 2900 rpm | | | | | Q | | | | | | | | |
|---|---|---|---|---|---|---|---|---|---|---|---|---|---|
| TYPE | Power | | 400 V | l/min | 0 | 100 | 200 | 300 | 400 | 500 | 600 | 700 | 800 |
| | | | | l/sec | 0 | 1,7 | 3,3 | 5,0 | 6,7 | 8,3 | 10,0 | 11,7 | 13,3 |
| | kW | HP | A | m³/h | 0 | 6 | 12 | 18 | 24 | 30 | 36 | 42 | 48 |
| **6LM 38/17** | 26 | 35 | 52,9 | | 243 | 233 | 221 | 216 | 204 | 192 | 173 | 148 | 116 |
| **6LM 38/18** | 26 | 35 | 52,9 | | 257 | 247 | 234 | 229 | 216 | 203 | 183 | 157 | 123 |
| **6LM 38/19** | 26 | 35 | 52,9 | | 272 | 260 | 247 | 241 | 228 | 215 | 194 | 165 | 129 |
| **6LM 38/20** | 30 | 40 | 61,1 | | 286 | 274 | 260 | 254 | 240 | 226 | 204 | 174 | 136 |
| **6LM 38/21** | 30 | 40 | 61,1 | | 300 | 288 | 273 | 267 | 252 | 237 | 214 | 183 | 143 |
| **6LM 38/22** | 30 | 40 | 61,1 | | 315 | 301 | 286 | 279 | 264 | 249 | 224 | 191 | 150 |
| **6LM 38/23** | 37 | 50 | 75,8 | | 329 | 315 | 299 | 292 | 276 | 260 | 234 | 200 | 157 |
| **6LM 38/24** | 37 | 50 | 75,8 | | 343 | 329 | 312 | 305 | 288 | 271 | 244 | 209 | 164 |
| **6LM 38/25** | 37 | 50 | 75,8 | **H[m]** | 357 | 343 | 325 | 318 | 300 | 282 | 255 | 218 | 170 |
| **6LM 38/26** | 37 | 50 | 75,8 | | 372 | 356 | 338 | 330 | 312 | 294 | 265 | 226 | 177 |
| **6LM 38/27** | 37 | 50 | 75,8 | | 386 | 370 | 351 | 343 | 324 | 305 | 275 | 235 | 184 |
| **6LM 38/28** | 45 | 60 | 86,3 | | 400 | 384 | 364 | 356 | 336 | 316 | 285 | 244 | 191 |
| **6LM 38/29** | 45 | 60 | 86,3 | | 415 | 397 | 377 | 368 | 348 | 328 | 295 | 252 | 198 |
| **6LM 38/30** | 45 | 60 | 86,3 | | 429 | 411 | 390 | 381 | 360 | 339 | 306 | 261 | 204 |
| **6LM 38/31** | 45 | 60 | 86,3 | | 443 | 425 | 403 | 394 | 372 | 350 | 316 | 270 | 211 |
| **6LM 38/32** | 45 | 60 | 86,3 | | 457 | 438 | 416 | 407 | 384 | 361 | 326 | 279 | 218 |
| **6LM 38/33** | 45 | 60 | 86,3 | | 472 | 452 | 429 | 419 | 396 | 373 | 336 | 287 | 225 |

| Motor 50 Hz 2900 rpm | Dimensions (mm) | | | Weight (kg) | |
|---|---|---|---|---|---|
| TYPE | A | B | C | M | P |
| **6LM 38/17** | 3191 | 2010 | 1181 | 100 | 66 |
| **6LM 38/18** | 3292 | 2111 | 1181 | 100 | 69 |
| **6LM 38/19** | 3393 | 2212 | 1181 | 100 | 73 |
| **6LM 38/20** | 3564 | 2313 | 1251 | 108 | 77 |
| **6LM 38/21** | 3665 | 2414 | 1251 | 108 | 80 |
| **6LM 38/22** | 3766 | 2515 | 1251 | 108 | 84 |
| **6LM 38/23** | 3957 | 2616 | 1341 | 118 | 87 |
| **6LM 38/24** | 4058 | 2717 | 1341 | 118 | 91 |
| **6LM 38/25** | 4159 | 2818 | 1341 | 118 | 95 |
| **6LM 38/26** | 4260 | 2919 | 1341 | 118 | 98 |
| **6LM 38/27** | 4361 | 3020 | 1341 | 118 | 102 |
| **6LM 38/28** | 4311 | 3188 | 1123 | 178 | 109 |
| **6LM 38/29** | 4412 | 3289 | 1123 | 178 | 113 |
| **6LM 38/30** | 4513 | 3390 | 1123 | 178 | 116 |
| **6LM 38/31** | 4614 | 3491 | 1123 | 178 | 120 |
| **6LM 38/32** | 4715 | 3592 | 1123 | 178 | 124 |
| **6LM 38/33** | 4816 | 3693 | 1123 | 178 | 127 |




| | |
|---|---|
| **Max Eff. % =** | 76 |
| **Max kW / St. =** | 1,33 |

| Q (flow) | 25% | 50% | 75% | 100% |
|---|---|---|---|---|
| **NPSH (m)** | 3,4 | 3,4 | 3,8 | 8 |

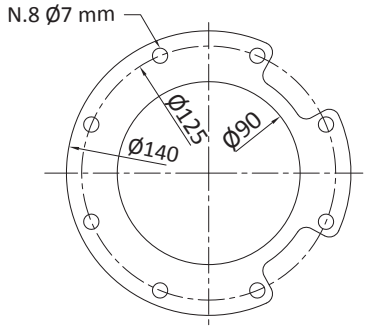


FOR COMMERCIAL TUBE

EXTERNAL DIAMETER: 88,9 mm

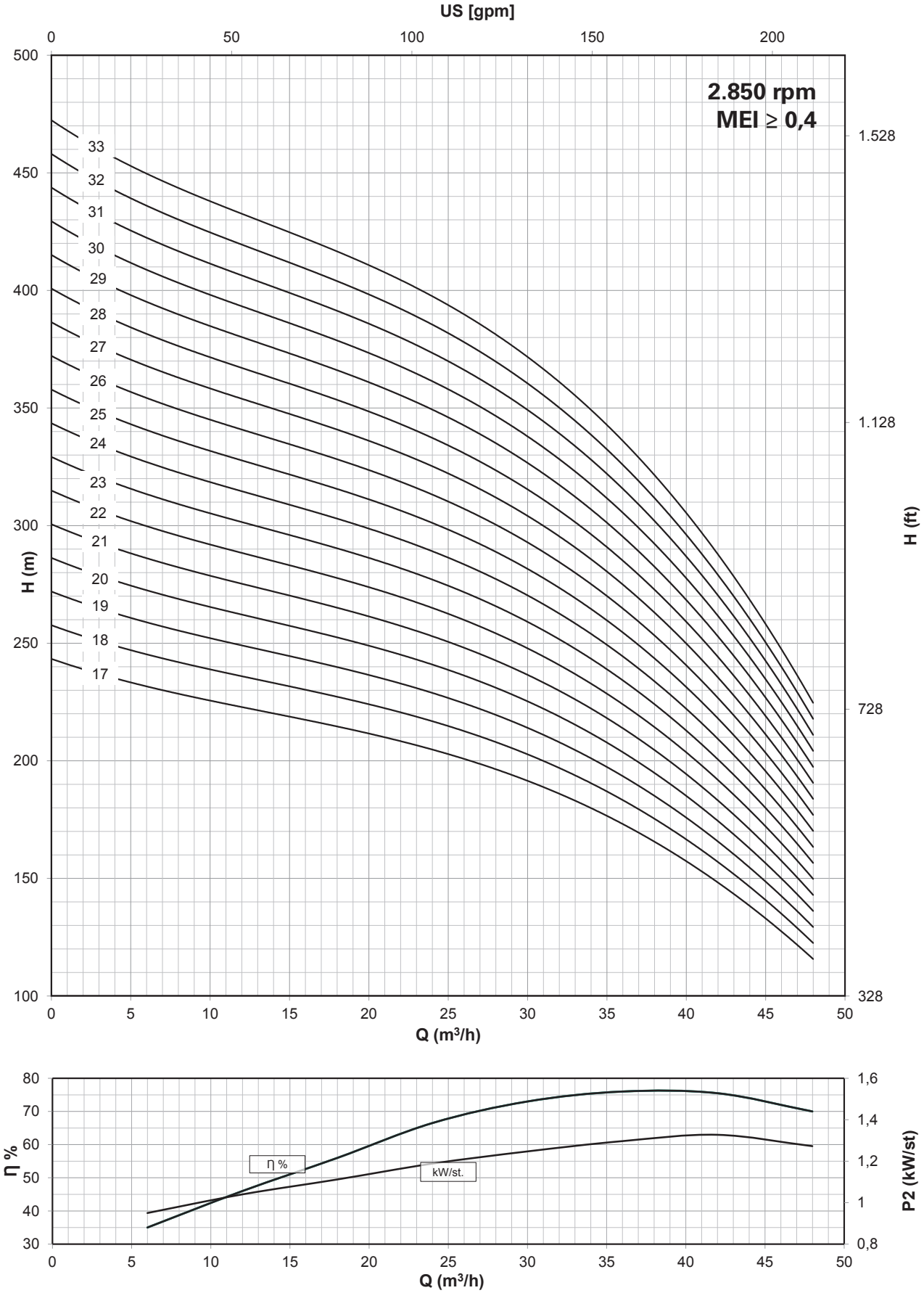


Compatibilità con acqua potabile DM 174 - Drinking water compatibility according DM 174
MEI ≥ 0,4 (direttiva EU No. 547/2012 - regulation EU N. 547/2012)
Per modelli con meno di 3 stadi ridurre l’eff. % del -5% / Models with less than 3 stages reduce the % eff. of 5%

# 6” 6LM 48 AISI 304 (LMS), AISI 316 (LMX), Duplex (LMD)

| Motor 50 Hz - 2900 rpm | | | | | Q | | | | | | | | |
|---|---|---|---|---|---|---|---|---|---|---|---|---|---|
| TYPE | Power | | 400 V | l/min | 0 | 200 | 400 | 500 | 600 | 700 | 800 | 900 | 1000 |
| | | | | l/sec | 0 | 3,3 | 6,7 | 8,3 | 10,0 | 11,7 | 13,3 | 15,0 | 16,7 |
| | kW | HP | A | m³/h | 0 | 12 | 24 | 30 | 36 | 42 | 48 | 54 | 60 |
| **6LM 48/01** | 1,5 | 2 | 4,0 | H[m] | 14 | 14 | 11 | 11 | 11 | 10 | 9 | 7 | 6 |
| **6LM 48/02** | 3 | 4 | 7,5 | | 28 | 27 | 23 | 22 | 21 | 20 | 18 | 15 | 13 |
| **6LM 48/03** | 5,5 | 7,5 | 12,5 | | 42 | 41 | 34 | 33 | 32 | 29 | 26 | 22 | 19 |
| **6LM 48/04** | 7,5 | 10 | 16,3 | | 56 | 54 | 46 | 44 | 42 | 39 | 35 | 30 | 26 |
| **6LM 48/05** | 7,5 | 10 | 16,3 | | 70 | 68 | 57 | 56 | 53 | 49 | 44 | 37 | 32 |
| **6LM 48/06** | 9,2 | 12,5 | 19,9 | | 84 | 81 | 68 | 67 | 64 | 59 | 53 | 44 | 38 |
| **6LM 48/07** | 11 | 15 | 23,4 | | 98 | 95 | 80 | 78 | 74 | 69 | 62 | 52 | 45 |
| **6LM 48/08** | 13 | 17,5 | 27,3 | | 112 | 108 | 91 | 89 | 85 | 78 | 70 | 59 | 51 |
| **6LM 48/09** | 13 | 17,5 | 27,3 | | 126 | 122 | 103 | 100 | 95 | 88 | 79 | 67 | 58 |
| **6LM 48/10** | 15 | 20 | 31,5 | | 140 | 135 | 114 | 111 | 106 | 98 | 88 | 74 | 64 |
| **6LM 48/11** | 18,5 | 25 | 38,3 | | 154 | 149 | 125 | 122 | 117 | 108 | 97 | 81 | 70 |
| **6LM 48/12** | 18,5 | 25 | 38,3 | | 168 | 162 | 137 | 133 | 127 | 118 | 106 | 89 | 77 |
| **6LM 48/13** | 22 | 30 | 45,1 | | 182 | 176 | 148 | 144 | 138 | 127 | 114 | 96 | 83 |
| **6LM 48/14** | 22 | 30 | 45,1 | | 196 | 189 | 160 | 155 | 148 | 137 | 123 | 104 | 90 |
| **6LM 48/15** | 22 | 30 | 45,1 | | 210 | 203 | 171 | 167 | 159 | 147 | 132 | 111 | 96 |
| **6LM 48/16** | 26 | 35 | 52,9 | | 224 | 216 | 182 | 178 | 170 | 157 | 141 | 118 | 102 |

| Motor 50 Hz 2900 rpm | Dimensions (mm) | | | Weight (kg) | |
|---|---|---|---|---|---|
| TYPE | A | B | C | M | P |
| **6LM 48/01** | 746 | 354 | 392 | 13 | 8 |
| **6LM 48/02** | 1012 | 455 | 557 | 19 | 12 |
| **6LM 48/03** | 1254 | 556 | 698 | 27 | 15 |
| **6LM 48/04** | 1358 | 657 | 701 | 55 | 19 |
| **6LM 48/05** | 1499 | 798 | 701 | 55 | 23 |
| **6LM 48/06** | 1650 | 899 | 751 | 60 | 26 |
| **6LM 48/07** | 1811 | 1000 | 811 | 65 | 30 |
| **6LM 48/08** | 1942 | 1101 | 841 | 70 | 33 |
| **6LM 48/09** | 2043 | 1202 | 841 | 70 | 37 |
| **6LM 48/10** | 2234 | 1303 | 931 | 75 | 41 |
| **6LM 48/11** | 2395 | 1404 | 991 | 83 | 44 |
| **6LM 48/12** | 2496 | 1505 | 991 | 83 | 48 |
| **6LM 48/13** | 2677 | 1606 | 1071 | 92 | 51 |
| **6LM 48/14** | 2778 | 1707 | 1071 | 92 | 55 |
| **6LM 48/15** | 2879 | 1808 | 1071 | 92 | 59 |
| **6LM 48/16** | 3090 | 1909 | 1181 | 100 | 62 |




| | |
|---|---|
| **Max Eff. % =** | 78,5 |
| **Max kW / St. =** | 1,44 |

| Q (flow) | 25% | 50% | 75% | 100% |
|---|---|---|---|---|
| **NPSH (m)** | 3,45 | 3,5 | 3,8 | 5 |

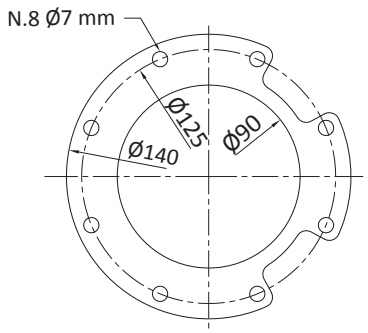


FOR COMMERCIAL TUBE
EXTERNAL DIAMETER: 88,9 mm

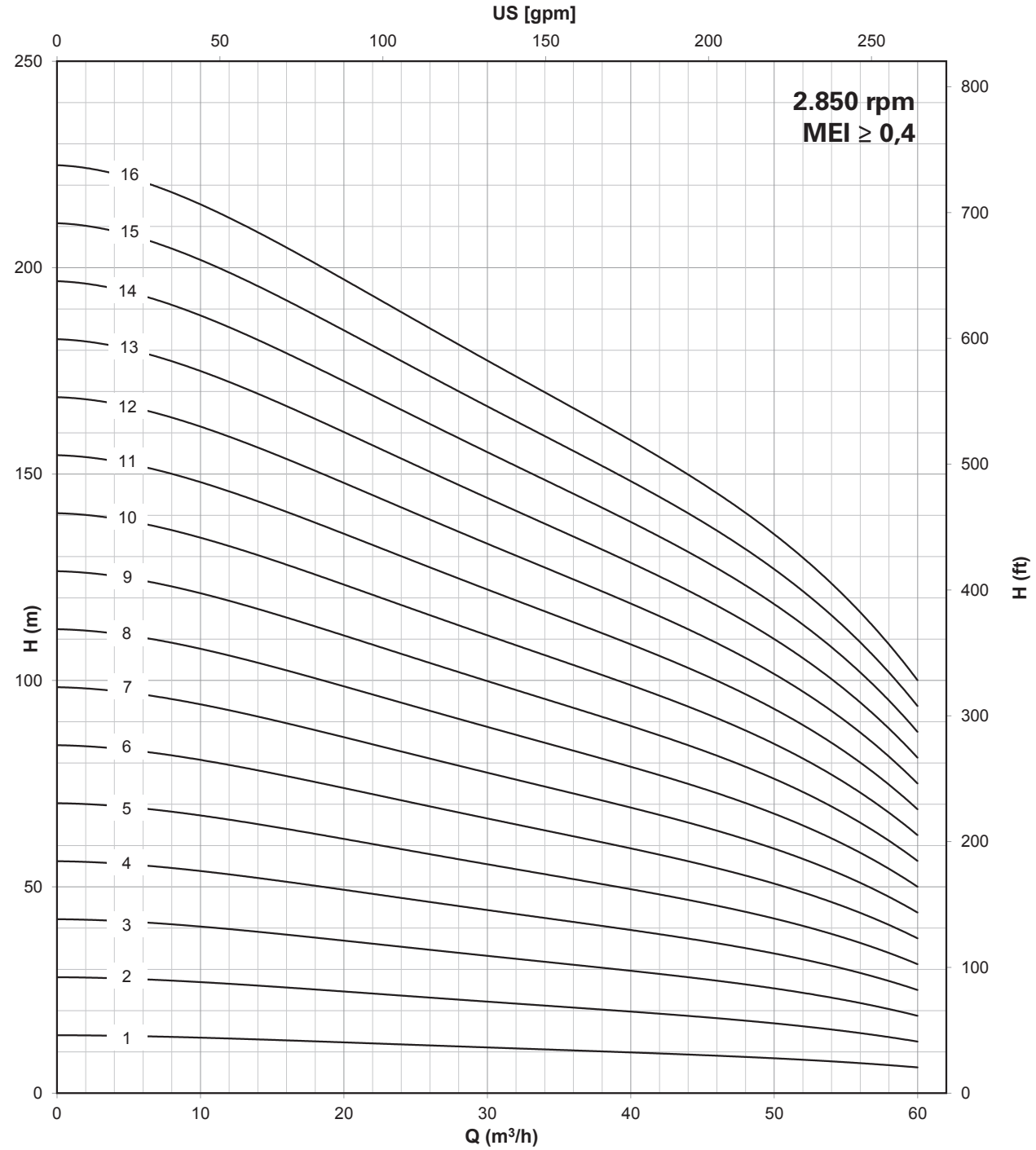


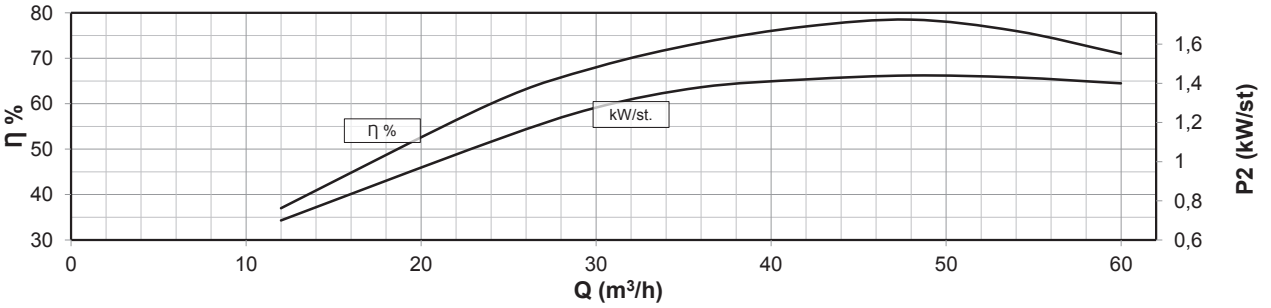


Compatibilità con acqua potabile DM 174 - Drinking water compatibility according DM 174
MEI ≥ 0,4 (direttiva EU No. 547/2012 - regulation EU N. 547/2012)
Per modelli con meno di 3 stadi ridurre l’eff. % del -5% / Models with less than 3 stages reduce the % eff. of 5%

# 6” 6LM 48 AISI 304 (LMS), AISI 316 (LMX), Duplex (LMD)

| Motor 50 Hz - 2900 rpm | | | | | Q | | | | | | | | |
|---|---|---|---|---|---|---|---|---|---|---|---|---|---|
| TYPE | Power | | 400 V | l/min | 0 | 200 | 400 | 500 | 600 | 700 | 800 | 900 | 1000 |
| | | | | l/sec | 0 | 3,3 | 6,7 | 8,3 | 10,0 | 11,7 | 13,3 | 15,0 | 16,7 |
| | kW | HP | A | m³/h | 0 | 12 | 24 | 30 | 36 | 42 | 48 | 54 | 60 |
| **6LM 48/17** | 26 | 35 | 52,9 | H[m] | 238 | 230 | 194 | 189 | 180 | 167 | 150 | 126 | 109 |
| **6LM 48/18** | 26 | 35 | 52,9 | | 252 | 243 | 205 | 200 | 191 | 176 | 158 | 133 | 115 |
| **6LM 48/19** | 30 | 40 | 61,1 | | 266 | 257 | 217 | 211 | 201 | 186 | 167 | 141 | 122 |
| **6LM 48/20** | 30 | 40 | 61,1 | | 280 | 270 | 228 | 222 | 212 | 196 | 176 | 148 | 128 |
| **6LM 48/21** | 37 | 50 | 75,8 | | 294 | 284 | 239 | 233 | 223 | 206 | 185 | 155 | 134 |
| **6LM 48/22** | 37 | 50 | 75,8 | | 308 | 297 | 251 | 244 | 233 | 216 | 194 | 163 | 141 |
| **6LM 48/23** | 37 | 50 | 75,8 | | 322 | 311 | 262 | 255 | 244 | 225 | 202 | 170 | 147 |
| **6LM 48/24** | 37 | 50 | 75,8 | | 336 | 324 | 274 | 266 | 254 | 235 | 211 | 178 | 154 |
| **6LM 48/25** | 37 | 50 | 75,8 | | 350 | 338 | 285 | 278 | 265 | 245 | 220 | 185 | 160 |
| **6LM 48/26** | 45 | 60 | 86,3 | | 364 | 351 | 296 | 289 | 276 | 255 | 229 | 192 | 166 |
| **6LM 48/27** | 45 | 60 | 86,3 | | 378 | 365 | 308 | 300 | 286 | 265 | 238 | 200 | 173 |
| **6LM 48/28** | 45 | 60 | 86,3 | | 392 | 378 | 319 | 311 | 297 | 274 | 246 | 207 | 179 |
| **6LM 48/29** | 45 | 60 | 86,3 | | 406 | 392 | 331 | 322 | 307 | 284 | 255 | 215 | 186 |
| **6LM 48/30** | 45 | 60 | 86,3 | | 420 | 405 | 342 | 333 | 318 | 294 | 264 | 222 | 192 |

| Motor 50 Hz 2900 rpm | Dimensions (mm) | | | Weight (kg) | |
|---|---|---|---|---|---|
| TYPE | A | B | C | M | P |
| **6LM 48/17** | 3191 | 2010 | 1181 | 100 | 66 |
| **6LM 48/18** | 3292 | 2111 | 1181 | 100 | 69 |
| **6LM 48/19** | 3463 | 2212 | 1251 | 108 | 73 |
| **6LM 48/20** | 3564 | 2313 | 1251 | 108 | 77 |
| **6LM 48/21** | 3755 | 2414 | 1341 | 118 | 80 |
| **6LM 48/22** | 3856 | 2515 | 1341 | 118 | 84 |
| **6LM 48/23** | 3957 | 2616 | 1341 | 118 | 87 |
| **6LM 48/24** | 4058 | 2717 | 1341 | 118 | 91 |
| **6LM 48/25** | 4159 | 2818 | 1341 | 118 | 95 |
| **6LM 48/26** | 4109 | 2986 | 1123 | 178 | 102 |
| **6LM 48/27** | 4210 | 3087 | 1123 | 178 | 106 |
| **6LM 48/28** | 4311 | 3188 | 1123 | 178 | 109 |
| **6LM 48/29** | 4412 | 3289 | 1123 | 178 | 113 |
| **6LM 48/30** | 4513 | 3390 | 1123 | 178 | 116 |

| | |
|---|---|
| **Max Eff. % =** | 78,5 |
| **Max kW / St. =** | 1,44 |

| Q (flow) | 25% | 50% | 75% | 100% |
|---|---|---|---|---|
| **NPSH (m)** | 3,45 | 3,5 | 3,8 | 5 |




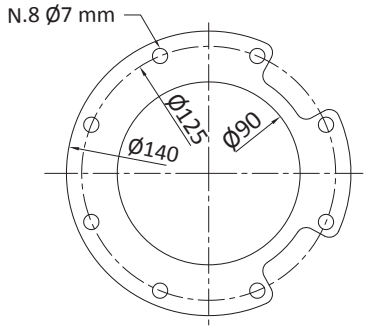


FOR COMMERCIAL TUBE
EXTERNAL DIAMETER: 88,9 mm

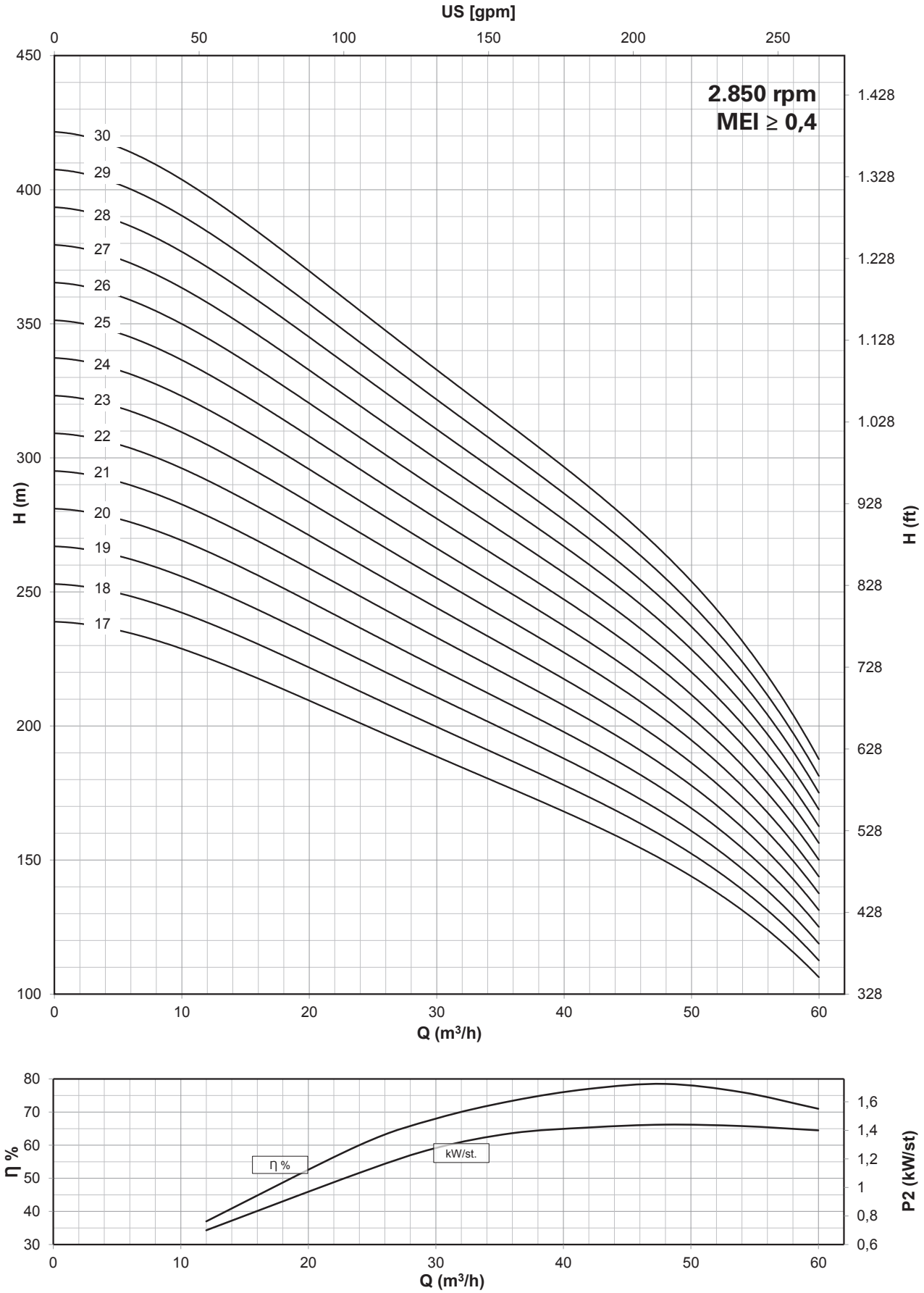


Compatibilità con acqua potabile DM 174 - Drinking water compatibility according DM 174
MEI ≥ 0,4 (direttiva EU No. 547/2012 - regulation EU N. 547/2012)
Per modelli con meno di 3 stadi ridurre l’eff. % del -5% / Models with less than 3 stages reduce the % eff. of 5%

# 6” 6LM 60 AISI 304 (LMS), AISI 316 (LMX), Duplex (LMD)

| Motor 50 Hz - 2900 rpm | | | | | Q | | | | | | | | |
|---|---|---|---|---|---|---|---|---|---|---|---|---|---|
| TYPE | Power | | 400 V | l/min | 0 | 300 | 600 | 700 | 800 | 900 | 1000 | 1100 | 1200 |
| | | | | l/sec | 0 | 5,0 | 10,0 | 11,7 | 13,3 | 15,0 | 16,7 | 18,3 | 20,0 |
| | kW | HP | A | m³/h | 0 | 18 | 36 | 42 | 48 | 54 | 60 | 66 | 72 |
| 6LM 60/01 | 2 | 3 | 5,50 | H[m] | 14 | 12 | 10 | 10 | 9 | 9 | 8 | 7 | 6 |
| 6LM 60/02 | 4 | 5,5 | 10,00 | | 27 | 25 | 21 | 19 | 18 | 17 | 16 | 14 | 12 |
| 6LM 60/03 | 5,5 | 7,5 | 12,50 | | 41 | 37 | 31 | 29 | 27 | 26 | 23 | 21 | 18 |
| 6LM 60/04 | 7,5 | 10 | 16,30 | | 55 | 49 | 41 | 38 | 36 | 34 | 31 | 28 | 24 |
| 6LM 60/05 | 9,2 | 12,5 | 19,90 | | 69 | 62 | 52 | 48 | 46 | 43 | 39 | 35 | 30 |
| 6LM 60/06 | 11 | 15 | 23,40 | | 82 | 74 | 62 | 58 | 55 | 51 | 47 | 41 | 36 |
| 6LM 60/07 | 13 | 17,5 | 27,30 | | 96 | 86 | 72 | 67 | 64 | 60 | 55 | 48 | 42 |
| 6LM 60/08 | 15 | 20 | 31,50 | | 110 | 98 | 82 | 77 | 73 | 68 | 62 | 55 | 48 |
| 6LM 60/09 | 15 | 20 | 31,50 | | 123 | 111 | 93 | 86 | 82 | 77 | 70 | 62 | 54 |
| 6LM 60/10 | 18,5 | 25 | 38,30 | | 137 | 123 | 103 | 96 | 91 | 85 | 78 | 69 | 60 |
| 6LM 60/11 | 18,5 | 25 | 38,30 | | 151 | 135 | 113 | 106 | 100 | 94 | 86 | 76 | 66 |
| 6LM 60/12 | 22 | 30 | 45,10 | | 164 | 148 | 124 | 115 | 109 | 102 | 94 | 83 | 72 |
| 6LM 60/13 | 22 | 30 | 45,10 | | 178 | 160 | 134 | 125 | 118 | 111 | 101 | 90 | 78 |
| 6LM 60/14 | 26 | 35 | 52,90 | | 192 | 172 | 144 | 134 | 127 | 119 | 109 | 97 | 84 |
| 6LM 60/15 | 26 | 35 | 52,90 | | 206 | 185 | 155 | 144 | 137 | 128 | 117 | 104 | 90 |
| 6LM 60/16 | 30 | 40 | 61,10 | | 219 | 197 | 165 | 154 | 146 | 136 | 125 | 110 | 96 |

| Motor 50 Hz 2900 rpm | Dimensions (mm) | | | Weight (kg) | |
|---|---|---|---|---|---|
| TYPE | A | B | C | M | P |
| 6LM 60/01 | 812 | 360 | 452 | 15 | 8 |
| 6LM 60/02 | 1064 | 467 | 597 | 22 | 12 |
| 6LM 60/03 | 1272 | 574 | 698 | 27 | 16 |
| 6LM 60/04 | 1422 | 721 | 701 | 55 | 20 |
| 6LM 60/05 | 1579 | 828 | 751 | 60 | 24 |
| 6LM 60/06 | 1746 | 935 | 811 | 65 | 27 |
| 6LM 60/07 | 1883 | 1042 | 841 | 70 | 31 |
| 6LM 60/08 | 2080 | 1149 | 931 | 75 | 35 |
| 6LM 60/09 | 2187 | 1256 | 931 | 75 | 39 |
| 6LM 60/10 | 2354 | 1363 | 991 | 83 | 43 |
| 6LM 60/11 | 2461 | 1470 | 991 | 83 | 46 |
| 6LM 60/12 | 2648 | 1577 | 1071 | 92 | 50 |
| 6LM 60/13 | 2755 | 1684 | 1071 | 92 | 54 |
| 6LM 60/14 | 2972 | 1791 | 1181 | 100 | 58 |
| 6LM 60/15 | 3079 | 1898 | 1181 | 100 | 62 |
| 6LM 60/16 | 3256 | 2005 | 1251 | 108 | 65 |




| | |
|---|---|
| Max Eff. % = | 77 |
| Max kW / St. = | 1,65 |

| Q (flow) | 25% | 50% | 75% | 100% |
|---|---|---|---|---|
| NPSH (m) | 3,8 | 3,8 | 5,1 | 7,1 |

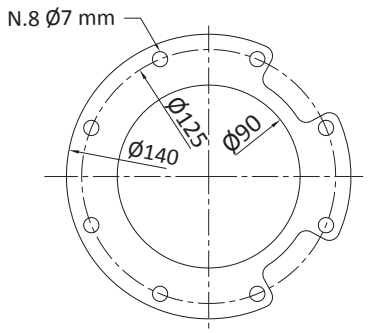


FOR COMMERCIAL TUBE
EXTERNAL DIAMETER: 88,9 mm

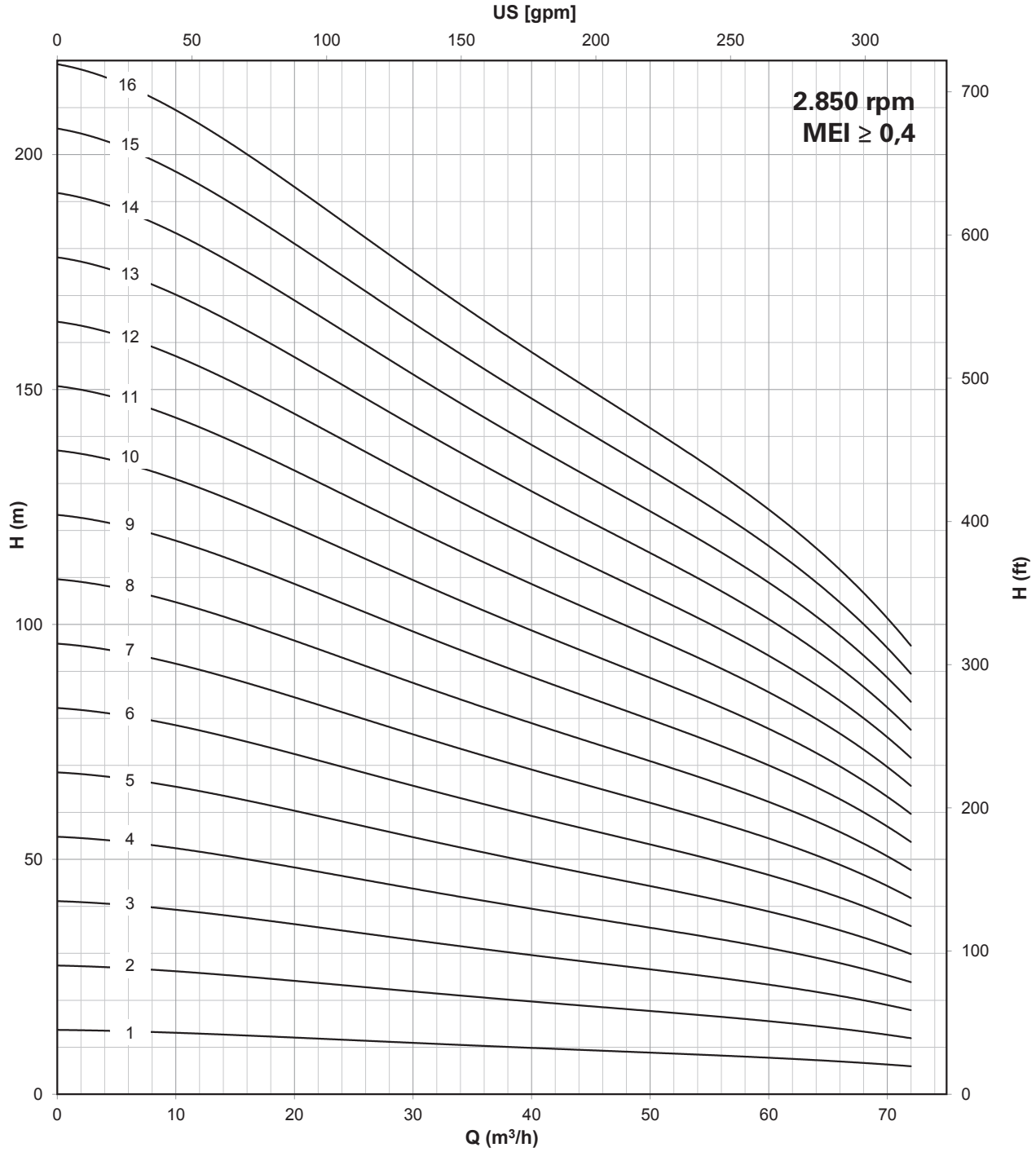


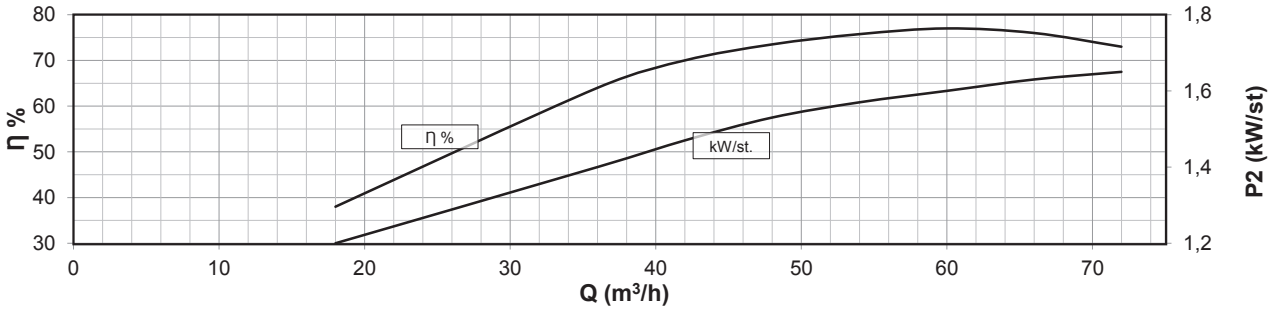


Compatibilità con acqua potabile DM 174 - Drinking water compatibility according DM 174
MEI ≥ 0,4 (direttiva EU No. 547/2012 - regulation EU N. 547/2012)
Per modelli con meno di 3 stadi ridurre l’eff. % del -5% / Models with less than 3 stages reduce the % eff. of 5%

# 6” 6LM 60 AISI 304 (LMS), AISI 316 (LMX), Duplex (LMD)

| Motor 50 Hz - 2900 rpm | | | | | Q | | | | | | | | |
|---|---|---|---|---|---|---|---|---|---|---|---|---|---|
| TYPE | Power | | 400 V | l/min | 0 | 300 | 600 | 700 | 800 | 900 | 1000 | 1100 | 1200 |
| | | | | l/sec | 0 | 5,0 | 10,0 | 11,7 | 13,3 | 15,0 | 16,7 | 18,3 | 20,0 |
| | kW | HP | A | m³/h | 0 | 18 | 36 | 42 | 48 | 54 | 60 | 66 | 72 |
| **6LM 60/17** | 30 | 40 | 61,1 | | 233 | 209 | 175 | 163 | 155 | 145 | 133 | 117 | 102 |
| **6LM 60/18** | 30 | 40 | 61,1 | | 247 | 221 | 185 | 173 | 164 | 153 | 140 | 124 | 108 |
| **6LM 60/19** | 37 | 50 | 75,8 | | 260 | 234 | 196 | 182 | 173 | 162 | 148 | 131 | 114 |
| **6LM 60/20** | 37 | 50 | 75,8 | | 274 | 246 | 206 | 192 | 182 | 170 | 156 | 138 | 120 |
| **6LM 60/21** | 37 | 50 | 75,8 | | 288 | 258 | 216 | 202 | 191 | 179 | 164 | 145 | 126 |
| **6LM 60/22** | 37 | 50 | 75,8 | | 301 | 271 | 227 | 211 | 200 | 187 | 172 | 152 | 132 |
| **6LM 60/23** | 45 | 60 | 86,3 | | 315 | 283 | 237 | 221 | 209 | 196 | 179 | 159 | 138 |
| **6LM 60/24** | 45 | 60 | 86,3 | | 329 | 295 | 247 | 230 | 218 | 204 | 187 | 166 | 144 |
| **6LM 60/25** | 45 | 60 | 86,3 | **H[m]** | 343 | 308 | 258 | 240 | 228 | 213 | 195 | 173 | 150 |
| **6LM 60/26** | 45 | 60 | 86,3 | | 356 | 320 | 268 | 250 | 237 | 221 | 203 | 179 | 156 |
| **6LM 60/27** | 45 | 60 | 86,3 | | 370 | 332 | 278 | 259 | 246 | 230 | 211 | 186 | 162 |
| **6LM 60/28** | 55 | 75 | 106,2 | | 384 | 344 | 288 | 269 | 255 | 238 | 218 | 193 | 168 |
| **6LM 60/29** | 55 | 75 | 106,2 | | 397 | 357 | 299 | 278 | 264 | 247 | 226 | 200 | 174 |
| **6LM 60/30** | 55 | 75 | 106,2 | | 411 | 369 | 309 | 288 | 273 | 255 | 234 | 207 | 180 |
| **6LM 60/31** | 55 | 75 | 106,2 | | 425 | 381 | 319 | 298 | 282 | 264 | 242 | 214 | 186 |
| **6LM 60/32** | 55 | 75 | 106,2 | | 438 | 394 | 330 | 307 | 291 | 272 | 250 | 221 | 192 |
| **6LM 60/33** | 55 | 75 | 106,2 | | 452 | 406 | 340 | 317 | 300 | 281 | 257 | 228 | 198 |

| Motor 50 Hz 2900 rpm | Dimensions (mm) | | | Weight (kg) | |
|---|---|---|---|---|---|
| TYPE | A | B | C | M | P |
| **6LM 60/17** | 3363 | 2112 | 1251 | 108 | 69 |
| **6LM 60/18** | 3470 | 2219 | 1251 | 108 | 73 |
| **6LM 60/19** | 3667 | 2326 | 1341 | 118 | 77 |
| **6LM 60/20** | 3774 | 2433 | 1341 | 118 | 81 |
| **6LM 60/21** | 3881 | 2540 | 1341 | 118 | 84 |
| **6LM 60/22** | 3988 | 2647 | 1341 | 118 | 88 |
| **6LM 60/23** | 3944 | 2821 | 1123 | 178 | 96 |
| **6LM 60/24** | 4051 | 2928 | 1123 | 178 | 100 |
| **6LM 60/25** | 4158 | 3035 | 1123 | 178 | 103 |
| **6LM 60/26** | 4265 | 3142 | 1123 | 178 | 107 |
| **6LM 60/27** | 4372 | 3249 | 1123 | 178 | 111 |
| **6LM 60/28** | 4589 | 3356 | 1233 | 200 | 115 |
| **6LM 60/29** | 4696 | 3463 | 1233 | 200 | 119 |
| **6LM 60/30** | 4803 | 3570 | 1233 | 200 | 122 |
| **6LM 60/31** | 4910 | 3677 | 1233 | 200 | 126 |
| **6LM 60/32** | 5017 | 3784 | 1233 | 200 | 130 |
| **6LM 60/33** | 5124 | 3891 | 1233 | 200 | 134 |




| | |
|---|---|
| **Max Eff. % =** | 77 |
| **Max kW / St. =** | 1,65 |

| Q (flow) | 25% | 50% | 75% | 100% |
|---|---|---|---|---|
| **NPSH (m)** | 3,8 | 3,8 | 5,1 | 7,1 |

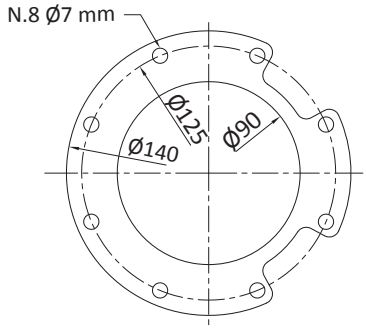


FOR COMMERCIAL TUBE

EXTERNAL DIAMETER: 88,9 mm

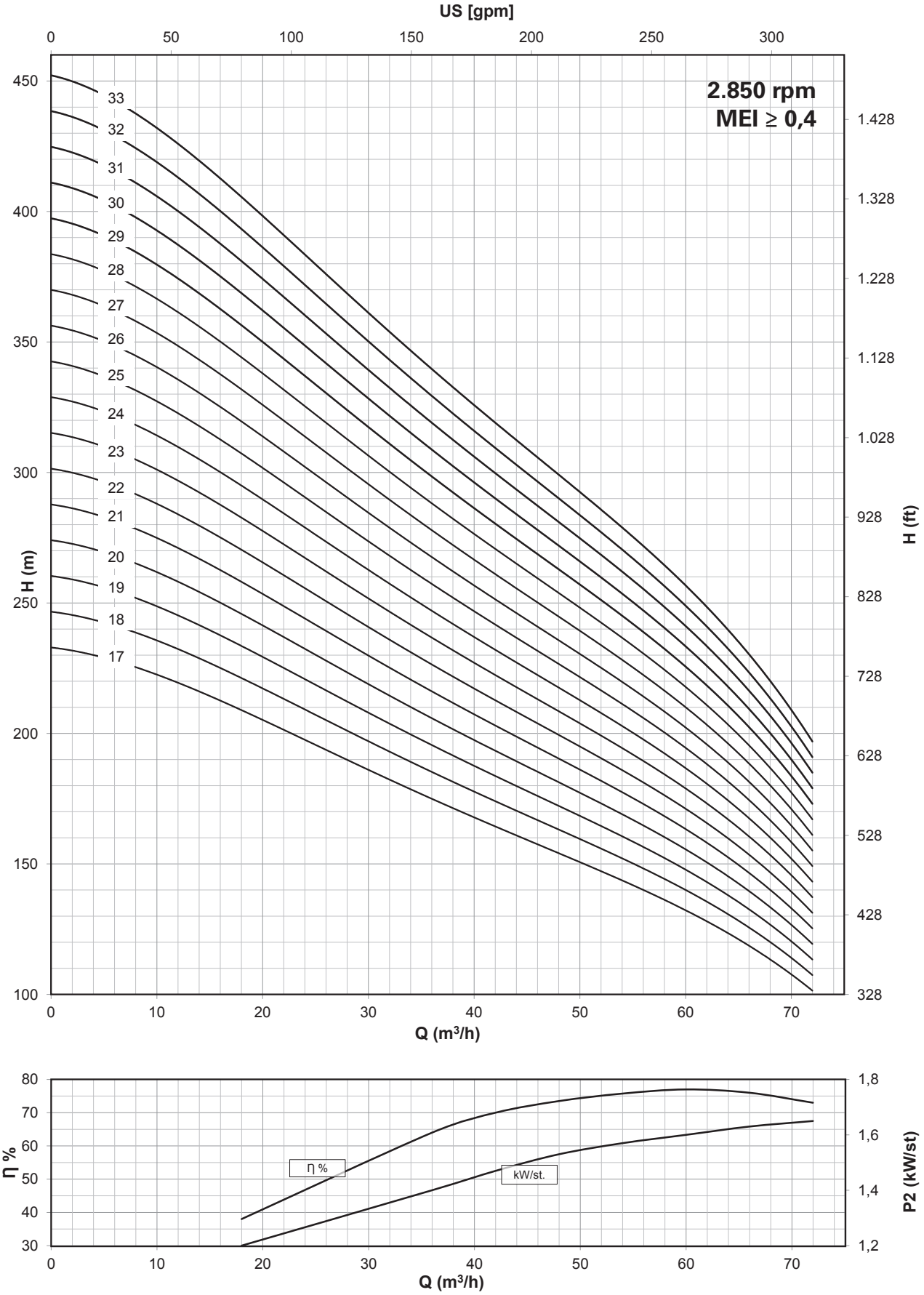


Compatibilità con acqua potabile DM 174 - Drinking water compatibility according DM 174
MEI ≥ 0,4 (direttiva EU No. 547/2012 - regulation EU N. 547/2012)
Per modelli con meno di 3 stadi ridurre l’eff. % del -5% / Models with less than 3 stages reduce the % eff. of 5%

# 6” 6LM 70 AISI 304 (LMS), AISI 316 (LMX), Duplex (LMD)

| Motor 50 Hz - 2900 rpm | | | | | Q | | | | | | | | |
|---|---|---|---|---|---|---|---|---|---|---|---|---|---|
| TYPE | Power | | 400 V | l/min | 0 | 300 | 900 | 1000 | 1100 | 1200 | 1300 | 1400 | 1500 |
| | | | | l/sec | 0 | 5,0 | 15,0 | 16,7 | 18,3 | 20,0 | 21,7 | 23,3 | 25,0 |
| | kW | HP | A | m³/h | 0 | 18 | 54 | 60 | 66 | 72 | 78 | 84 | 90 |
| 6LM 70/01 | 2,2 | 3 | 5,5 | | 13 | 12 | 10 | 9 | 9 | 9 | 8 | 7 | 6 |
| 6LM 70/02 | 5,5 | 7,5 | 12,5 | | 26 | 24 | 19 | 19 | 18 | 17 | 15 | 13 | 11 |
| 6LM 70/03 | 7,5 | 10 | 16,3 | | 39 | 36 | 29 | 28 | 27 | 26 | 23 | 20 | 17 |
| 6LM 70/04 | 9,2 | 12,5 | 19,9 | | 52 | 48 | 38 | 38 | 36 | 34 | 30 | 26 | 22 |
| 6LM 70/05 | 11 | 15 | 23,4 | | 66 | 61 | 48 | 47 | 46 | 43 | 38 | 33 | 28 |
| 6LM 70/06 | 15 | 20 | 31,5 | | 79 | 73 | 57 | 56 | 55 | 51 | 46 | 40 | 34 |
| 6LM 70/07 | 18,5 | 25 | 38,3 | H[m] | 92 | 85 | 67 | 66 | 64 | 60 | 53 | 46 | 39 |
| 6LM 70/08 | 18,5 | 25 | 38,3 | | 105 | 97 | 76 | 75 | 73 | 68 | 61 | 53 | 45 |
| 6LM 70/09 | 22 | 30 | 45,1 | | 118 | 109 | 86 | 85 | 82 | 77 | 68 | 59 | 50 |
| 6LM 70/10 | 22 | 30 | 45,1 | | 131 | 121 | 96 | 94 | 91 | 85 | 76 | 66 | 56 |
| 6LM 70/11 | 26 | 35 | 52,9 | | 144 | 133 | 105 | 103 | 100 | 94 | 84 | 73 | 62 |
| 6LM 70/12 | 30 | 40 | 61,1 | | 157 | 145 | 115 | 113 | 109 | 102 | 91 | 79 | 67 |
| 6LM 70/13 | 30 | 40 | 61,1 | | 170 | 157 | 124 | 122 | 118 | 111 | 99 | 86 | 73 |

| Motor 50 Hz 2900 rpm | Dimensions (mm) | | | Weight (kg) | |
|---|---|---|---|---|---|
| TYPE | A | B | C | M | P |
| 6LM 70/01 | 812 | 360 | 452 | 15 | 8 |
| 6LM 70/02 | 1165 | 467 | 698 | 27 | 12 |
| 6LM 70/03 | 1315 | 614 | 701 | 55 | 16 |
| 6LM 70/04 | 1472 | 721 | 751 | 60 | 20 |
| 6LM 70/05 | 1639 | 828 | 811 | 65 | 24 |
| 6LM 70/06 | 1866 | 935 | 931 | 75 | 27 |
| 6LM 70/07 | 2033 | 1042 | 991 | 83 | 31 |
| 6LM 70/08 | 2140 | 1149 | 991 | 83 | 35 |
| 6LM 70/09 | 2327 | 1256 | 1071 | 92 | 39 |
| 6LM 70/10 | 2434 | 1363 | 1071 | 92 | 43 |
| 6LM 70/11 | 2651 | 1470 | 1181 | 100 | 46 |
| 6LM 70/12 | 2828 | 1577 | 1251 | 108 | 50 |
| 6LM 70/13 | 2935 | 1684 | 1251 | 108 | 54 |

| | |
|---|---|
| Max Eff. % = | 76 |
| Max kW / St. = | 2,18 |

| Q (flow) | 25% | 50% | 75% | 100% |
|---|---|---|---|---|
| NPSH (m) | 3,8 | 3,8 | 5,1 | 7,1 |




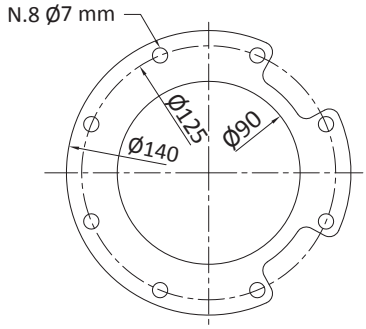


FOR COMMERCIAL TUBE
EXTERNAL DIAMETER: 88,9 mm

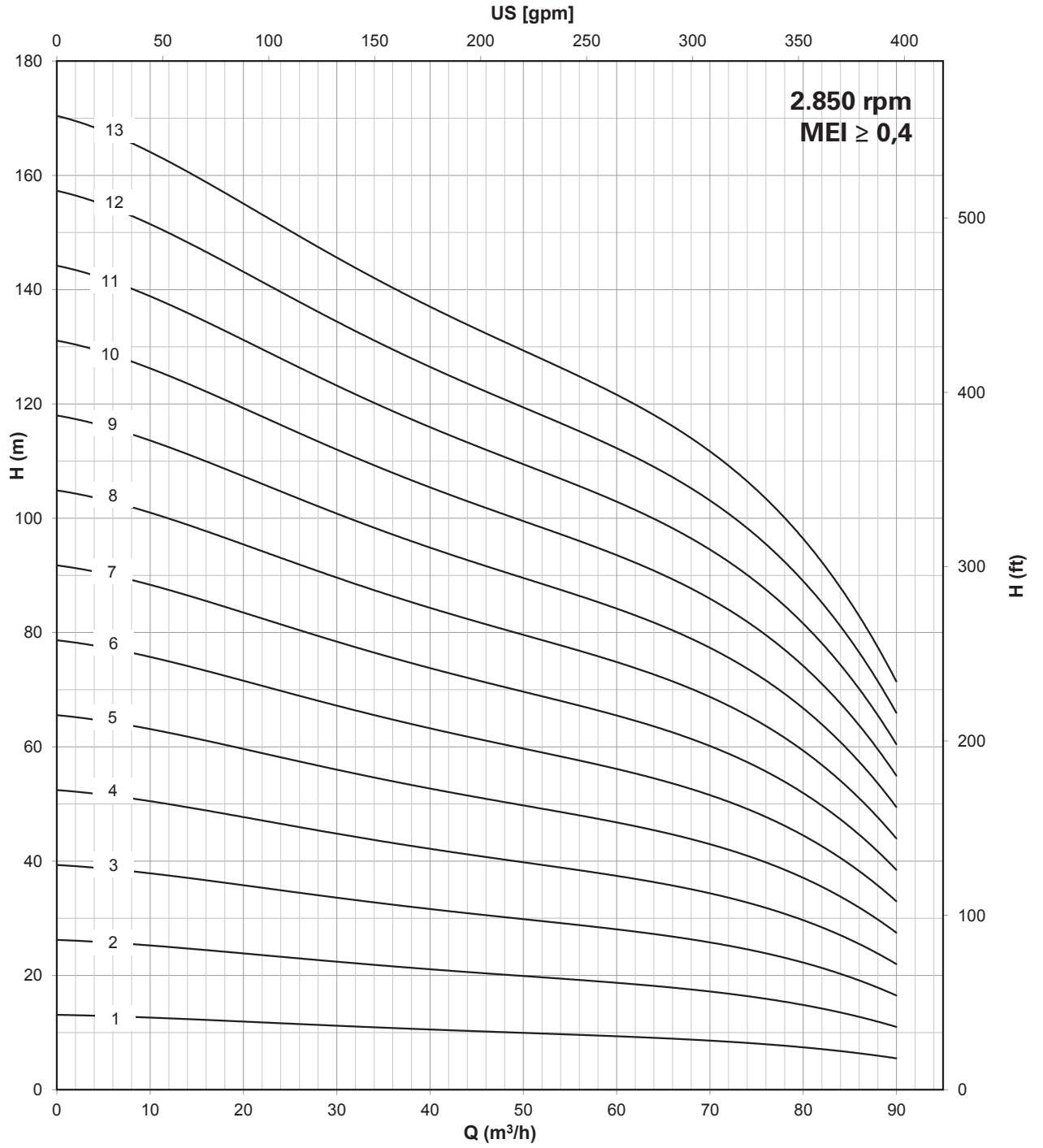


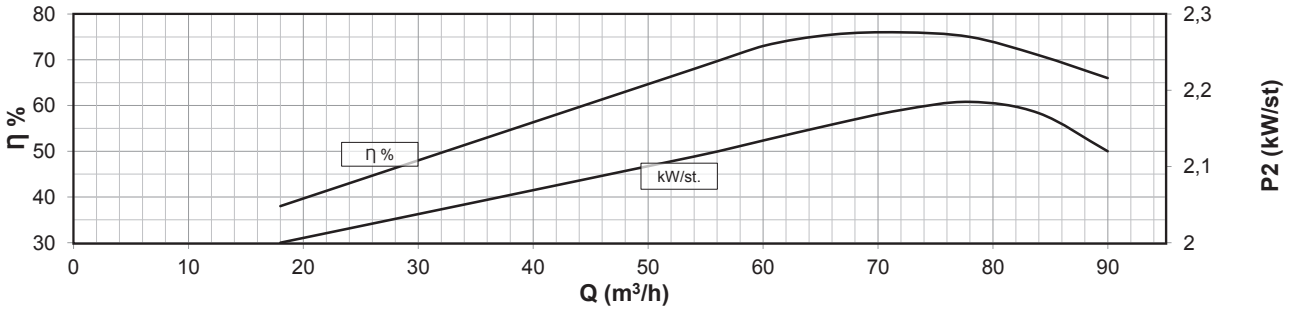


Compatibilità con acqua potabile DM 174 - Drinking water compatibility according DM 174
MEI ≥ 0,4 (direttiva EU No. 547/2012 - regulation EU N. 547/2012)
Per modelli con meno di 3 stadi ridurre l’eff. % del -5% / Models with less than 3 stages reduce the % eff. of 5%

# 6” 6LM 70 AISI 304 (LMS), AISI 316 (LMX), Duplex (LMD)

| Motor 50 Hz - 2900 rpm | | | | | Q | | | | | | | | |
|---|---|---|---|---|---|---|---|---|---|---|---|---|---|
| TYPE | Power | | 400 V | l/min | 0 | 300 | 900 | 1000 | 1100 | 1200 | 1300 | 1400 | 1500 |
| | | | | l/sec | 0 | 5,0 | 15,0 | 16,7 | 18,3 | 20,0 | 21,7 | 23,3 | 25,0 |
| | kW | HP | A | m³/h | 0 | 18 | 54 | 60 | 66 | 72 | 78 | 84 | 90 |
| 6LM 70/14 | 37 | 50 | 75,8 | H[m] | 183 | 169 | 134 | 132 | 127 | 119 | 106 | 92 | 78 |
| 6LM 70/15 | 37 | 50 | 75,8 | | 197 | 182 | 143 | 141 | 137 | 128 | 114 | 99 | 84 |
| 6LM 70/16 | 37 | 50 | 75,8 | | 210 | 194 | 153 | 150 | 146 | 136 | 122 | 106 | 90 |
| 6LM 70/17 | 45 | 60 | 86,3 | | 223 | 206 | 162 | 160 | 155 | 145 | 129 | 112 | 95 |
| 6LM 70/18 | 45 | 60 | 86,3 | | 236 | 218 | 172 | 169 | 164 | 153 | 137 | 119 | 101 |
| 6LM 70/19 | 45 | 60 | 86,3 | | 249 | 230 | 181 | 179 | 173 | 162 | 144 | 125 | 106 |
| 6LM 70/20 | 45 | 60 | 86,3 | | 262 | 242 | 191 | 188 | 182 | 170 | 152 | 132 | 112 |
| 6LM 70/21 | 55 | 75 | 106,2 | | 275 | 254 | 201 | 197 | 191 | 179 | 160 | 139 | 118 |
| 6LM 70/22 | 55 | 75 | 106,2 | | 288 | 266 | 210 | 207 | 200 | 187 | 167 | 145 | 123 |
| 6LM 70/23 | 55 | 75 | 106,2 | | 301 | 278 | 220 | 216 | 209 | 196 | 175 | 152 | 129 |
| 6LM 70/24 | 55 | 75 | 106,2 | | 314 | 290 | 229 | 226 | 218 | 204 | 182 | 158 | 134 |
| 6LM 70/25 | 55 | 75 | 106,2 | | 328 | 303 | 239 | 235 | 228 | 213 | 190 | 165 | 140 |

| Motor 50 Hz 2900 rpm | Dimensions (mm) | | | Weight (kg) | |
|---|---|---|---|---|---|
| TYPE | A | B | C | M | P |
| 6LM 70/14 | 3132 | 1791 | 1341 | 118 | 58 |
| 6LM 70/15 | 3239 | 1898 | 1341 | 118 | 62 |
| 6LM 70/16 | 3346 | 2005 | 1341 | 118 | 65 |
| 6LM 70/17 | 3235 | 2112 | 1123 | 178 | 69 |
| 6LM 70/18 | 3342 | 2219 | 1123 | 178 | 73 |
| 6LM 70/19 | 3516 | 2393 | 1123 | 178 | 81 |
| 6LM 70/20 | 3623 | 2500 | 1123 | 178 | 84 |
| 6LM 70/21 | 3840 | 2607 | 1233 | 200 | 88 |
| 6LM 70/22 | 3947 | 2714 | 1233 | 200 | 92 |
| 6LM 70/23 | 4054 | 2821 | 1233 | 200 | 96 |
| 6LM 70/24 | 4161 | 2928 | 1233 | 200 | 100 |
| 6LM 70/25 | 4268 | 3035 | 1233 | 200 | 103 |

| | |
|---|---|
| Max Eff. % = | 76 |
| Max kW / St. = | 2,18 |

| Q (flow) | 25% | 50% | 75% | 100% |
|---|---|---|---|---|
| NPSH (m) | 3,8 | 3,8 | 5,1 | 7,1 |




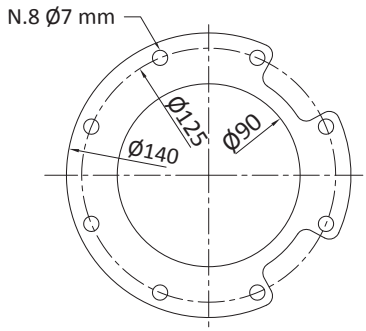


FOR COMMERCIAL TUBE
EXTERNAL DIAMETER: 88,9 mm

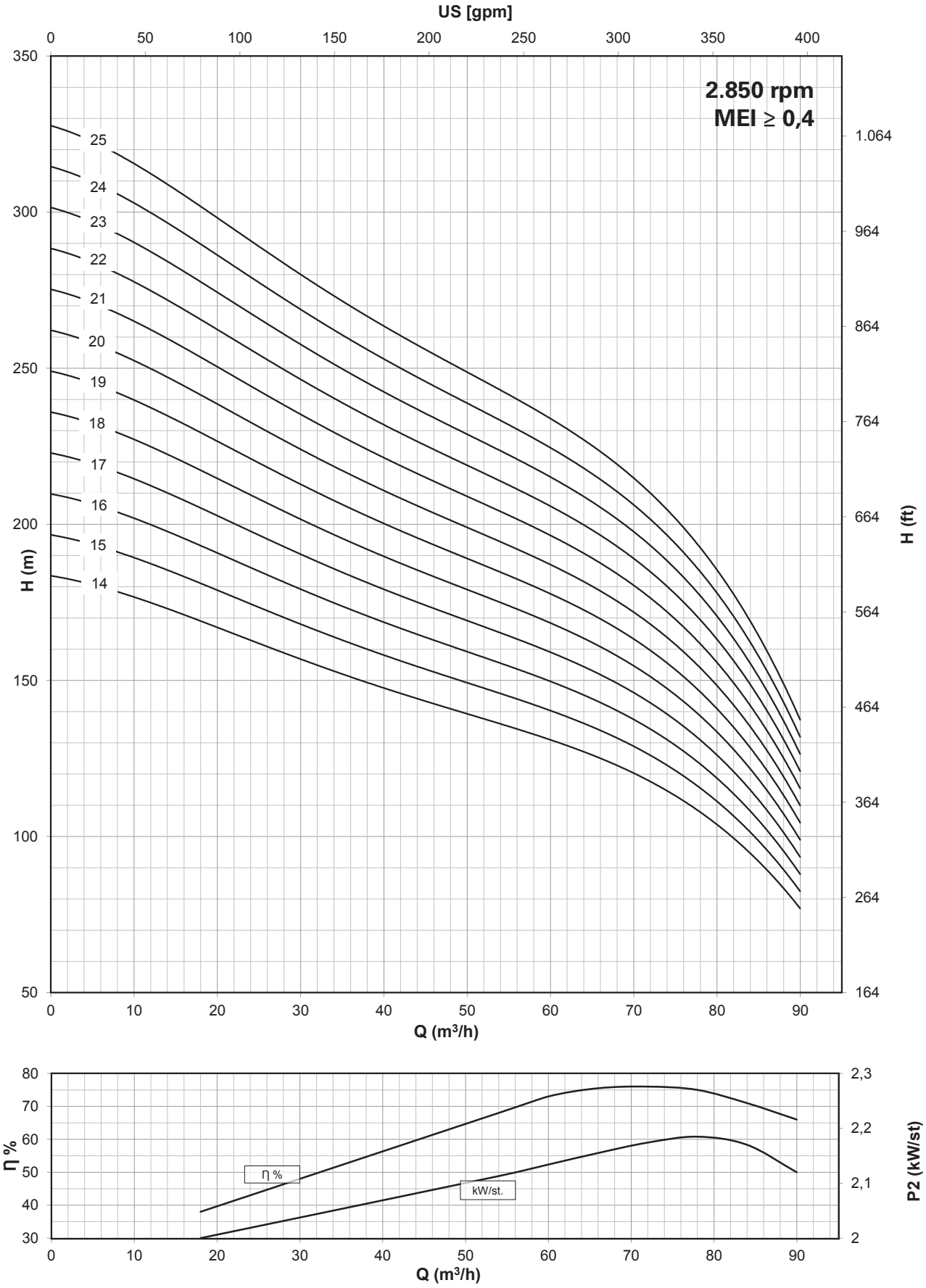


Compatibilità con acqua potabile DM 174 - Drinking water compatibility according DM 174
MEI ≥ 0,4 (direttiva EU No. 547/2012 - regulation EU N. 547/2012)
Per modelli con meno di 3 stadi ridurre l’eff. % del -5% / Models with less than 3 stages reduce the % eff. of 5%

# Elettropompe Sommerse 8” Radiali e Semiassali

# 8” Borehole Radial and Mix-flow Pumps

# Bombas para Pozos 8” Radiales y Semi Axiales

# Pompes puor Puits de 8” Radiales et Semi Axiales

# 8″ 8LR & 8LM lines

## 8LR line



## 8LM line

| CARATTERISTICHE COSTRUTTIVE / CONSTRUCTION FEATURES<br>CARACTERÍSTICAS CONSTRUCTIVAS / CARACTÉRISTIQUES D'EXÉCUTION | |
|---|---|
| Corpo d'Aspirazione e di Mandata<br>Suction and delivery outlet<br>Caja de Aspiracion y de Impulsión<br>Cage d'aspiration et de refoulement | **AISI 304 (LRS-LMS)<br>AISI 316 (LRX-LMX)<br>Duplex (LRD-LMD)** |
| Corpo Valvola<br>Valve body<br>Valvula<br>Plat | **AISI 304 (LRS-LMS)<br>AISI 316 (LRX-LMX)<br>Duplex (LRD-LMD)** |
| Giranti e diffusori<br>Impellers and diffusers<br>Rodetes y difusores<br>Turbines et diffuseurs | **AISI 304 (LRS-LMS)<br>AISI 316 (LRX-LMX)<br>Duplex (LRD-LMD)** |
| Bronzina superiore<br>Upper bushings<br>Cojinete superior<br>Coussinet de bague supérieur | **NBR** |
| Albero corpo pompa<br>Shaft pump side<br>Eje cuerpo bomba<br>Arbre pompe | **AISI 304 (LRS-LMS)<br>AISI 316 (LRX-LMX)<br>Duplex (LRD-LMD)** |
| Quantità di sabbia nell'acqua<br>Quantity of sand in the water<br>Cantidad de arena en el agua<br>Quantité de sable dans l'eau | **max 100 gr/m³** |
| **MOTORE / MOTOR / MOTOR / MOTEUR** | |
| Asincrono 2 poli<br>Asynchronous 2 pole<br>Asíncrono 2 polos<br>Asinchrone 2 pôles | riavvolgibile in bagno d'acqua<br>rewindable water cooled<br>bobinable en baño de agua<br>enroulable en bain d'eau |
| Classe di isolamento<br>Insulation class<br>Clase de aislamiento<br>Classe d'isolation | **Y (max 30 °C) - PPC winding type<br>F (max 50 °C) - PE2+PA or LPE winding type** |
| Grado di protezione<br>Protection degree<br>Grado de protección<br>protection | **IP68** |
| Temperatura del liquido<br>Liquid temperature<br>Temperatura del liquído<br>Température du liquide | **max 30 °C (max 50 °C on request)** |
| Massima profondità d'immersione<br>Maximum immersion depth<br>Sumergencia máxima<br>Profondité maximum d'immersion | **350 m** |

Pompe sommerse centrifughe multistadio per pozzi da 8″. Valvola di ritegno incorporata nella bocca di mandata. Flangia di accoppiamento al motore secondo la normativa NEMA. Applicazioni civili e agricole sono tra le più comuni.

Submersible multistage centrifugal pumps for 8″ wells. Check valve built into the delivery outlet. Pump flange for coupling with motors are made according to NEMA standards. Most common applications are civil and agricultural.

Bombas sumergibles para pozos de 8″. Válvula de retención incorporada en la boca de impulsión. Brida de conexión al motor según norma NEMA. Utilizadas en particular para aplicaciones civiles y agrícolas.

Pompes immergées centrifuges multietagées pour puits de 8″. Clapet de retenue incorporé dans l'orifice de refoulement. Bride d'accouplement au moteur est exécutèe selon normes NEMA. Les applications civiles et agricoles sont parmi les plus communes.

# 8” 8LR 34 AISI 304 (LRS), AISI 316 (LRX), Duplex (LRD)

| Motor 50 Hz - 2900 rpm | | | | | Q | | | | | | | | |
|---|---|---|---|---|---|---|---|---|---|---|---|---|---|
| TYPE | Power | | 400 V | l/min | 0 | 150 | 200 | 300 | 400 | 500 | 600 | 700 | 750 |
| | | | | l/sec | 0 | 2,5 | 3,3 | 5,0 | 6,7 | 8,3 | 10,0 | 11,7 | 12,5 |
| | kW | HP | A | m³/h | 0 | 9 | 12 | 18 | 24 | 30 | 36 | 42 | 45 |
| **8LR 34/01** | 3 | 4 | 7,5 | | 23 | 22 | 21 | 20 | 20 | 18 | 17 | 14 | 13 |
| **8LR 34/02** | 5,5 | 7,5 | 12,5 | | 46 | 45 | 42 | 41 | 39 | 37 | 33 | 28 | 25 |
| **8LR 34/03** | 7,5 | 10 | 16,3 | | 69 | 67 | 64 | 61 | 59 | 55 | 50 | 41 | 38 |
| **8LR 34/04** | 11 | 15 | 23,4 | | 92 | 90 | 85 | 82 | 78 | 73 | 66 | 55 | 51 |
| **8LR 34/05** | 13 | 17,5 | 27,3 | | 115 | 112 | 106 | 102 | 98 | 92 | 83 | 69 | 64 |
| **8LR 34/06** | 15 | 20 | 31,5 | | 138 | 134 | 127 | 122 | 117 | 110 | 99 | 83 | 76 |
| **8LR 34/07** | 18,5 | 25 | 38,3 | | 161 | 157 | 148 | 143 | 137 | 128 | 116 | 97 | 89 |
| **8LR 34/08** | 22 | 30 | 45,1 | | 184 | 179 | 170 | 163 | 156 | 146 | 132 | 110 | 102 |
| **8LR 34/09** | 22 | 30 | 45,1 | | 207 | 202 | 191 | 184 | 176 | 165 | 149 | 124 | 114 |
| **8LR 34/10** | 26 | 35 | 52,9 | **H[m]** | 230 | 224 | 212 | 204 | 195 | 183 | 165 | 138 | 127 |
| **8LR 34/11** | 30 | 40 | 61,1 | | 253 | 246 | 233 | 224 | 215 | 201 | 182 | 152 | 140 |
| **8LR 34/12** | 30 | 40 | 61,1 | | 276 | 269 | 254 | 245 | 234 | 220 | 198 | 166 | 152 |
| **8LR 34/13** | 37 | 50 | 75,8 | | 299 | 291 | 276 | 265 | 254 | 238 | 215 | 179 | 165 |
| **8LR 34/14** | 37 | 50 | 75,8 | | 322 | 314 | 297 | 286 | 273 | 256 | 231 | 193 | 178 |
| **8LR 34/15** | 37 | 50 | 75,8 | | 345 | 336 | 318 | 306 | 293 | 275 | 248 | 207 | 191 |
| **8LR 34/16** | 45 | 60 | 86,3 | | 368 | 358 | 339 | 326 | 312 | 293 | 264 | 221 | 203 |
| **8LR 34/17** | 45 | 60 | 86,3 | | 391 | 381 | 360 | 347 | 332 | 311 | 281 | 235 | 216 |
| **8LR 34/18** | 45 | 60 | 86,3 | | 414 | 403 | 382 | 367 | 351 | 329 | 297 | 248 | 229 |
| **8LR 34/19** | 55 | 75 | 106,2 | | 437 | 426 | 403 | 388 | 371 | 348 | 314 | 262 | 241 |

| Motor 50 Hz 2900 rpm | Dimensions (mm) | | | Weight (kg) | |
|---|---|---|---|---|---|
| TYPE | A | B | C | M | P |
| **8LR 34/01** | 917 | 360 | 557 | 19 | 15 |
| **8LR 34/02** | 1138 | 440 | 698 | 27 | 21 |
| **8LR 34/03** | 1221 | 520 | 701 | 55 | 27 |
| **8LR 34/04** | 1411 | 600 | 811 | 65 | 33 |
| **8LR 34/05** | 1521 | 680 | 841 | 70 | 40 |
| **8LR 34/06** | 1691 | 760 | 931 | 75 | 46 |
| **8LR 34/07** | 1831 | 840 | 991 | 83 | 52 |
| **8LR 34/08** | 1991 | 920 | 1071 | 92 | 58 |
| **8LR 34/09** | 2071 | 1000 | 1071 | 92 | 64 |
| **8LR 34/10** | 2261 | 1080 | 1181 | 100 | 70 |
| **8LR 34/11** | 2411 | 1160 | 1251 | 108 | 76 |
| **8LR 34/12** | 2491 | 1240 | 1251 | 108 | 82 |
| **8LR 34/13** | 2661 | 1320 | 1341 | 118 | 88 |
| **8LR 34/14** | 2771 | 1430 | 1341 | 118 | 95 |
| **8LR 34/15** | 2851 | 1510 | 1341 | 118 | 101 |
| **8LR 34/16** | 2713 | 1590 | 1123 | 178 | 107 |
| **8LR 34/17** | 2793 | 1670 | 1123 | 178 | 113 |
| **8LR 34/18** | 2873 | 1750 | 1123 | 178 | 119 |
| **8LR 34/19** | 3063 | 1830 | 1233 | 200 | 125 |




| | |
|---|---|
| **Max Eff. % =** | 73,5 |
| **Max kW / St. =** | 2,4 |

| Q (flow) | 25% | 50% | 75% | 100% |
|---|---|---|---|---|
| **NPSH (m)** | 3 | 3 | 4,5 | 6,7 |

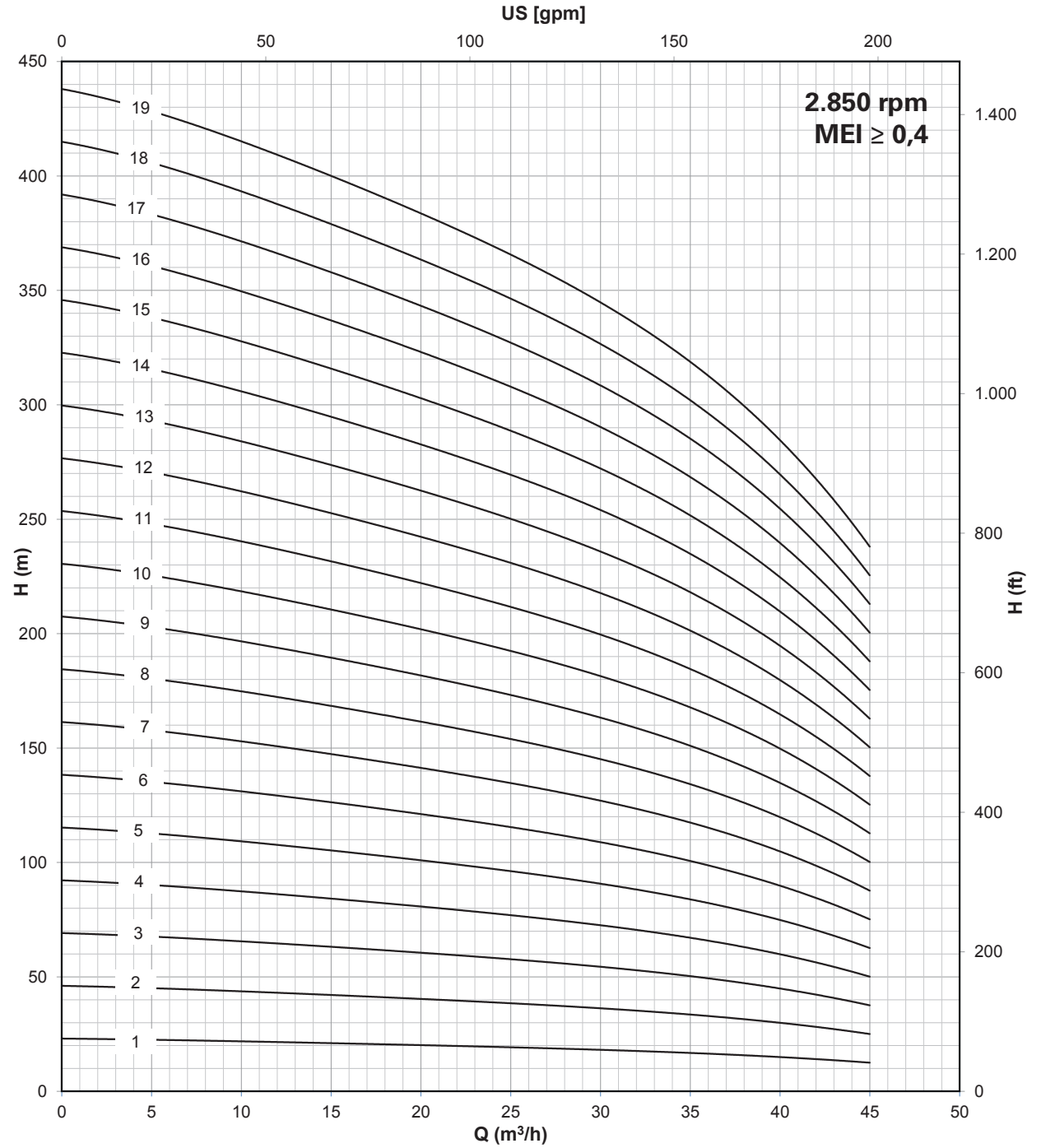


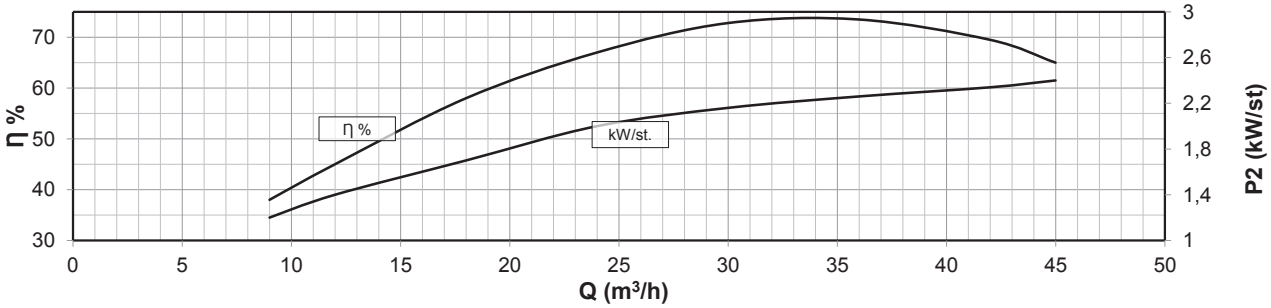


Compatibilità con acqua potabile DM 174 - Drinking water compatibility according DM 174
MEI ≥ 0,4 (direttiva EU No. 547/2012 - regulation EU N. 547/2012)
Per modelli con meno di 3 stadi ridurre l'eff. % del -5% / Models with less than 3 stages reduce the % eff. of 5%

| Motor 50 Hz - 2900 rpm | | | | | Q | | | | | | | | |
|---|---|---|---|---|---|---|---|---|---|---|---|---|---|
| TYPE | Power | | 400 V | l/min | 0 | 150 | 200 | 300 | 400 | 500 | 600 | 700 | 750 |
| | | | | l/sec | 0 | 2,5 | 3,3 | 5,0 | 6,7 | 8,3 | 10,0 | 11,7 | 12,5 |
| | kW | HP | A | m³/h | 0 | 9 | 12 | 18 | 24 | 30 | 36 | 42 | 45 |
| 8LR 34/20* | 55 | 75 | 106,2 | H[m] | 460 | 448 | 424 | 408 | 390 | 366 | 330 | 276 | 254 |
| 8LR 34/21* | 55 | 75 | 106,2 | | 483 | 470 | 445 | 428 | 410 | 384 | 347 | 290 | 267 |
| 8LR 34/22* | 55 | 75 | 106,2 | | 506 | 493 | 466 | 449 | 429 | 403 | 363 | 304 | 279 |
| 8LR 34/23* | 66 | 90 | 126,0 | | 529 | 515 | 488 | 469 | 449 | 421 | 380 | 317 | 292 |
| 8LR 34/24* | 66 | 90 | 126,0 | | 552 | 538 | 509 | 490 | 468 | 439 | 396 | 331 | 305 |
| 8LR 34/25* | 66 | 90 | 126,0 | | 575 | 560 | 530 | 510 | 488 | 458 | 413 | 345 | 318 |
| 8LR 34/26* | 66 | 90 | 126,0 | | 598 | 582 | 551 | 530 | 507 | 476 | 429 | 359 | 330 |
| 8LR 34/27* | 66 | 90 | 126,0 | | 621 | 605 | 572 | 551 | 527 | 494 | 446 | 373 | 343 |
| 8LR 34/28* | 75 | 100 | 143,2 | | 644 | 627 | 594 | 571 | 546 | 512 | 462 | 386 | 356 |
| 8LR 34/29* | 75 | 100 | 143,2 | | 667 | 650 | 615 | 592 | 566 | 531 | 479 | 400 | 368 |
| 8LR 34/30* | 75 | 100 | 143,2 | | 690 | 672 | 636 | 612 | 585 | 549 | 495 | 414 | 381 |
| 8LR 34/31* | 75 | 100 | 143,2 | | 713 | 694 | 657 | 632 | 605 | 567 | 512 | 428 | 394 |
| 8LR 34/32* | 92 | 125 | 175,1 | | 736 | 717 | 678 | 653 | 624 | 586 | 528 | 442 | 406 |
| 8LR 34/33* | 92 | 125 | 175,1 | | 759 | 739 | 700 | 673 | 644 | 604 | 545 | 455 | 419 |

| Motor 50 Hz 2900 rpm | Dimensions (mm) | | | Weight (kg) | |
|---|---|---|---|---|---|
| TYPE | A | B | C | M | P |
| 8LR 34/20* | 3143 | 1910 | 1233 | 200 | 132 |
| 8LR 34/21* | 3223 | 1990 | 1233 | 200 | 138 |
| 8LR 34/22* | 3303 | 2070 | 1233 | 200 | 144 |
| 8LR 34/23* | 3582 | 2280 | 1302 | 214 | 155 |
| 8LR 34/24* | 3662 | 2360 | 1302 | 214 | 161 |
| 8LR 34/25* | 3742 | 2440 | 1302 | 214 | 167 |
| 8LR 34/26* | 3822 | 2520 | 1302 | 214 | 173 |
| 8LR 34/27* | 3902 | 2600 | 1302 | 214 | 179 |
| 8LR 34/28* | 4063 | 2680 | 1383 | 230 | 185 |
| 8LR 34/29* | 4143 | 2760 | 1383 | 230 | 191 |
| 8LR 34/30* | 4223 | 2840 | 1383 | 230 | 198 |
| 8LR 34/31* | 4303 | 2920 | 1383 | 230 | 204 |
| 8LR 34/32* | 4583 | 3000 | 1583 | 270 | 210 |
| 8LR 34/33* | 4663 | 3080 | 1583 | 270 | 216 |




| | |
|---|---|
| Max Eff. % = | 73,5 |
| Max kW / St. = | 2,4 |

| Q (flow) | 25% | 50% | 75% | 100% |
|---|---|---|---|---|
| NPSH (m) | 3 | 3 | 4,5 | 6,7 |

* Pompa con albero giuntato / Coupled Pump shaft

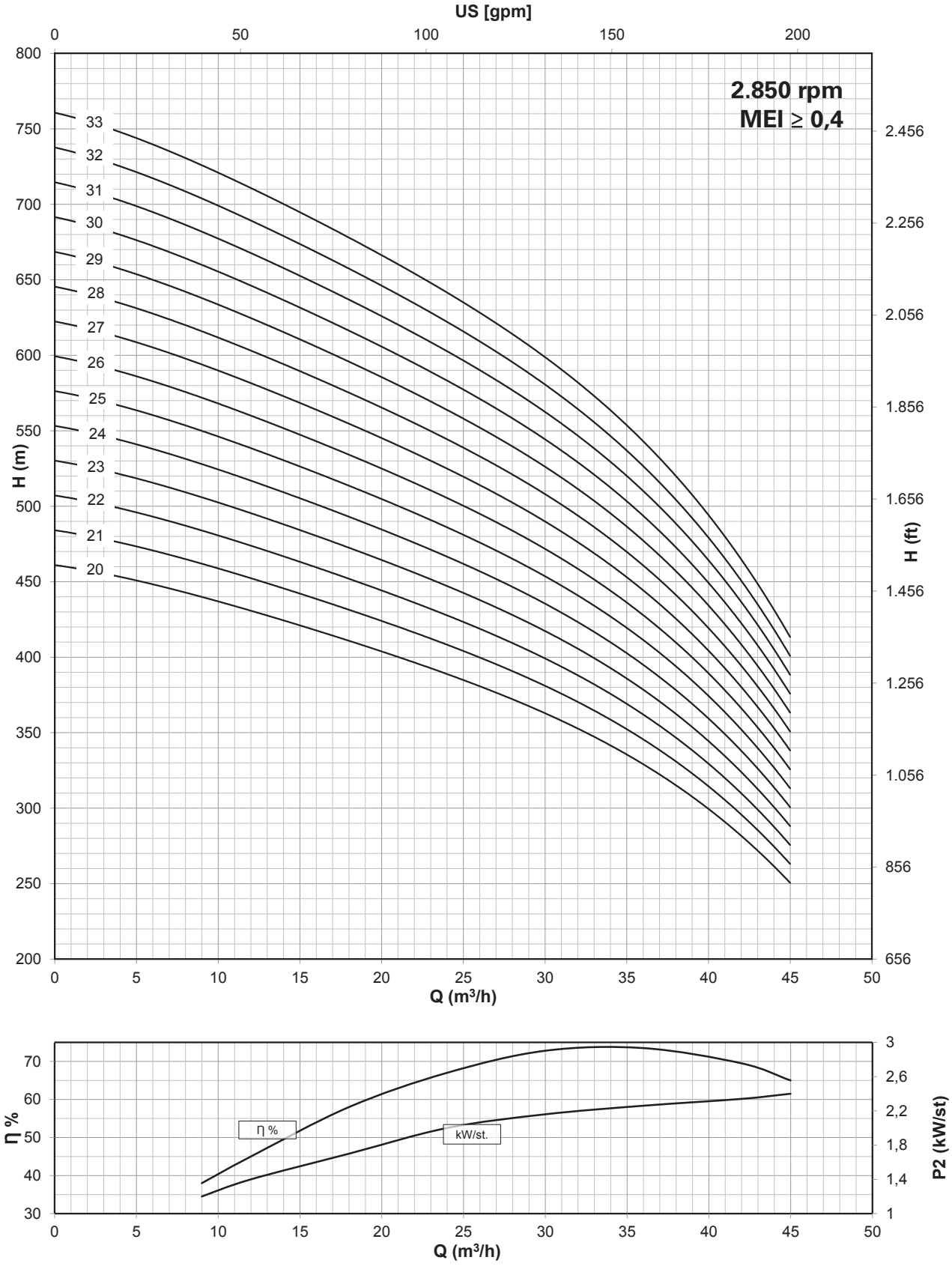


Compatibilità con acqua potabile DM 174 - Drinking water compatibility according DM 174
MEI ≥ 0,4 (direttiva EU No. 547/2012 - regulation EU N. 547/2012)
Per modelli con meno di 3 stadi ridurre l'eff. % del -5% / Models with less than 3 stages reduce the % eff. of 5%

# 8” 8LR 42 AISI 304 (LRS), AISI 316 (LRX), Duplex (LRD)

| Motor 50 Hz - 2900 rpm | | | | | Q | | | | | | | | |
|---|---|---|---|---|---|---|---|---|---|---|---|---|---|
| TYPE | Power | | 400 V | l/min | 0 | 200 | 300 | 400 | 500 | 600 | 700 | 800 | 900 |
| | | | | l/sec | 0 | 3,3 | 5,0 | 6,7 | 8,3 | 10,0 | 11,7 | 13,3 | 15,0 |
| | kW | HP | A | m³/h | 0 | 12 | 18 | 24 | 30 | 36 | 42 | 48 | 54 |
| **8LR 42/01** | 3 | 4 | 7,5 | H[m] | 24 | 23 | 22 | 21 | 20 | 18 | 16 | 14 | 11 |
| **8LR 42/02** | 7,5 | 10 | 16,3 | | 48 | 46 | 43 | 42 | 39 | 36 | 32 | 28 | 21 |
| **8LR 42/03** | 9,2 | 12,5 | 19,9 | | 72 | 68 | 65 | 62 | 59 | 55 | 49 | 41 | 32 |
| **8LR 42/04** | 13 | 17,5 | 27,3 | | 96 | 91 | 86 | 83 | 78 | 73 | 65 | 55 | 42 |
| **8LR 42/05** | 15 | 20 | 31,5 | | 120 | 114 | 108 | 104 | 98 | 91 | 81 | 69 | 53 |
| **8LR 42/06** | 18,5 | 25 | 38,3 | | 144 | 137 | 130 | 125 | 118 | 109 | 97 | 83 | 64 |
| **8LR 42/07** | 22 | 30 | 45,1 | | 168 | 160 | 151 | 146 | 137 | 127 | 113 | 97 | 74 |
| **8LR 42/08** | 26 | 35 | 52,9 | | 192 | 182 | 173 | 166 | 157 | 146 | 130 | 110 | 85 |
| **8LR 42/09** | 26 | 35 | 52,9 | | 216 | 205 | 194 | 187 | 176 | 164 | 146 | 124 | 95 |
| **8LR 42/10** | 30 | 40 | 61,1 | | 240 | 228 | 216 | 208 | 196 | 182 | 162 | 138 | 106 |
| **8LR 42/11** | 37 | 50 | 75,8 | | 264 | 251 | 238 | 229 | 216 | 200 | 178 | 152 | 117 |
| **8LR 42/12** | 37 | 50 | 75,8 | | 288 | 274 | 259 | 250 | 235 | 218 | 194 | 166 | 127 |
| **8LR 42/13** | 37 | 50 | 75,8 | | 312 | 296 | 281 | 270 | 255 | 237 | 211 | 179 | 138 |
| **8LR 42/14** | 45 | 60 | 86,3 | | 336 | 319 | 302 | 291 | 274 | 255 | 227 | 193 | 148 |
| **8LR 42/15** | 45 | 60 | 86,3 | | 360 | 342 | 324 | 312 | 294 | 273 | 243 | 207 | 159 |
| **8LR 42/16** | 45 | 60 | 86,3 | | 384 | 365 | 346 | 333 | 314 | 291 | 259 | 221 | 170 |

| Motor 50 Hz 2900 rpm | Dimensions (mm) | | | Weight (kg) | |
|---|---|---|---|---|---|
| TYPE | A | B | C | M | P |
| **8LR 42/01** | 917 | 360 | 557 | 19 | 15 |
| **8LR 42/02** | 1141 | 440 | 701 | 55 | 21 |
| **8LR 42/03** | 1271 | 520 | 751 | 60 | 27 |
| **8LR 42/04** | 1441 | 600 | 841 | 70 | 33 |
| **8LR 42/05** | 1611 | 680 | 931 | 75 | 40 |
| **8LR 42/06** | 1751 | 760 | 991 | 83 | 46 |
| **8LR 42/07** | 1911 | 840 | 1071 | 92 | 52 |
| **8LR 42/08** | 2101 | 920 | 1181 | 100 | 58 |
| **8LR 42/09** | 2181 | 1000 | 1181 | 100 | 64 |
| **8LR 42/10** | 2331 | 1080 | 1251 | 108 | 70 |
| **8LR 42/11** | 2501 | 1160 | 1341 | 118 | 76 |
| **8LR 42/12** | 2581 | 1240 | 1341 | 118 | 82 |
| **8LR 42/13** | 2661 | 1320 | 1341 | 118 | 88 |
| **8LR 42/14** | 2553 | 1430 | 1123 | 178 | 95 |
| **8LR 42/15** | 2633 | 1510 | 1123 | 178 | 101 |
| **8LR 42/16** | 2713 | 1590 | 1123 | 178 | 107 |

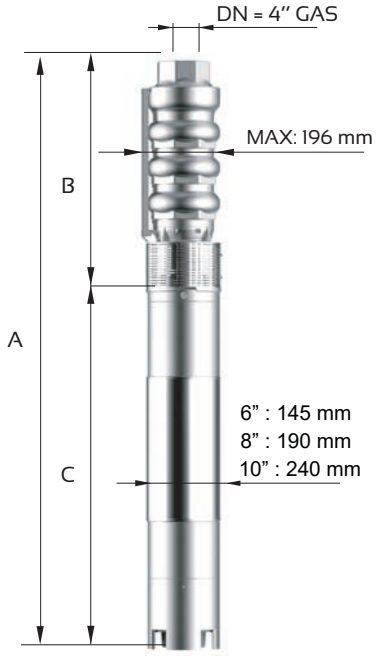


| | |
|---|---|
| **Max Eff. % =** | 73 |
| **Max kW / St. =** | 2,8 |

| Q (flow) | 25% | 50% | 75% | 100% |
|---|---|---|---|---|
| **NPSH (m)** | 3,4 | 3,4 | 3,8 | 8 |

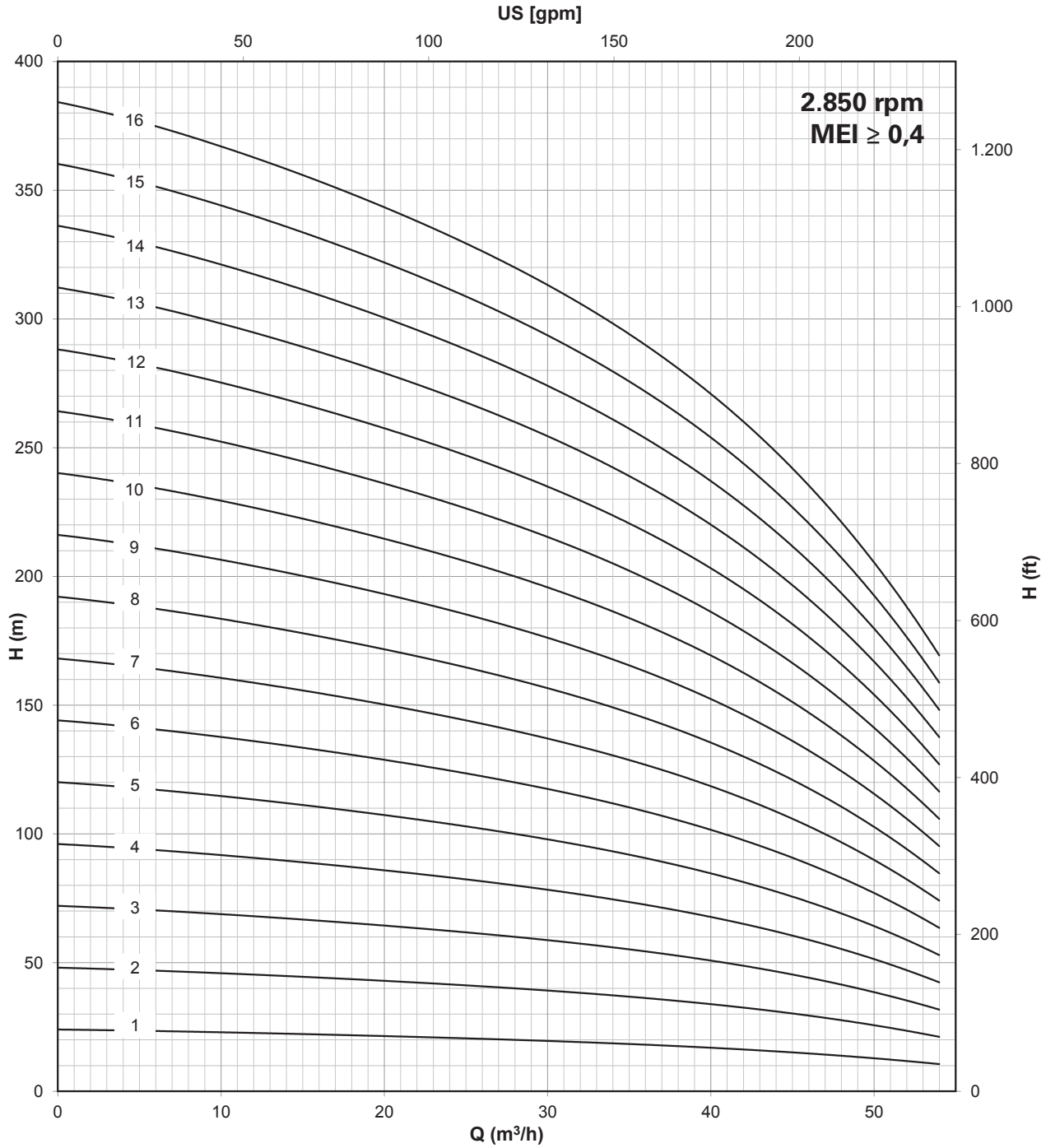


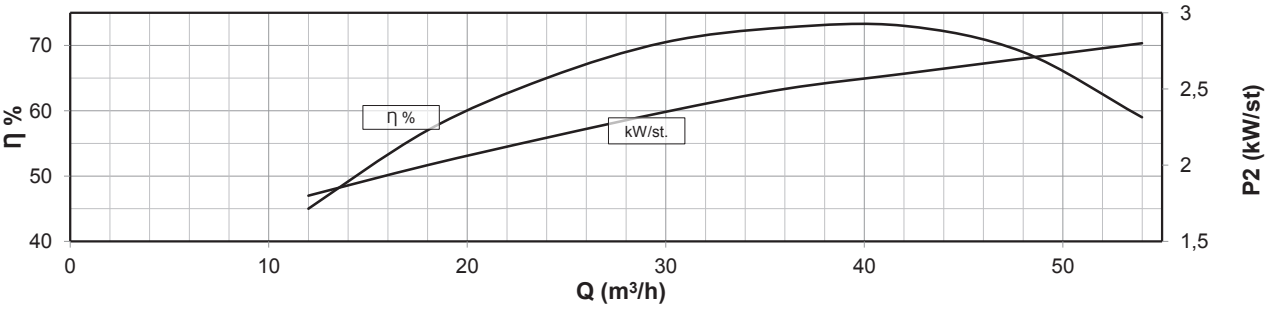


Compatibilità con acqua potabile DM 174 - Drinking water compatibility according DM 174
MEI ≥ 0,4 (direttiva EU No. 547/2012 - regulation EU N. 547/2012)
Per modelli con meno di 3 stadi ridurre l'eff. % del -5% / Models with less than 3 stages reduce the % eff. of 5%

# 8” 8LR 42 AISI 304 (LRS), AISI 316 (LRX), Duplex (LRD)

| Motor 50 Hz - 2900 rpm | | | | | Q | | | | | | | | |
|---|---|---|---|---|---|---|---|---|---|---|---|---|---|
| TYPE | Power | | 400 V | l/min | 0 | 200 | 300 | 400 | 500 | 600 | 700 | 800 | 900 |
| | | | | l/sec | 0 | 3,3 | 5,0 | 6,7 | 8,3 | 10,0 | 11,7 | 13,3 | 15,0 |
| | kW | HP | A | m³/h | 0 | 12 | 18 | 24 | 30 | 36 | 42 | 48 | 54 |
| **8LR 42/17** | 55 | 75 | 106,2 | H[m] | 408 | 388 | 367 | 354 | 333 | 309 | 275 | 235 | 180 |
| **8LR 42/18** | 55 | 75 | 106,2 | | 432 | 410 | 389 | 374 | 353 | 328 | 292 | 248 | 191 |
| **8LR 42/19** | 55 | 75 | 106,2 | | 456 | 433 | 410 | 395 | 372 | 346 | 308 | 262 | 201 |
| **8LR 42/20*** | 66 | 90 | 126,0 | | 480 | 456 | 432 | 416 | 392 | 364 | 324 | 276 | 212 |
| **8LR 42/21*** | 66 | 90 | 126,0 | | 504 | 479 | 454 | 437 | 412 | 382 | 340 | 290 | 223 |
| **8LR 42/22*** | 66 | 90 | 126,0 | | 528 | 502 | 475 | 458 | 431 | 400 | 356 | 304 | 233 |
| **8LR 42/23*** | 66 | 90 | 126,0 | | 552 | 524 | 497 | 478 | 451 | 419 | 373 | 317 | 244 |
| **8LR 42/24*** | 75 | 100 | 143,2 | | 576 | 547 | 518 | 499 | 470 | 437 | 389 | 331 | 254 |
| **8LR 42/25*** | 75 | 100 | 143,2 | | 600 | 570 | 540 | 520 | 490 | 455 | 405 | 345 | 265 |
| **8LR 42/26*** | 75 | 100 | 143,2 | | 624 | 593 | 562 | 541 | 510 | 473 | 421 | 359 | 276 |
| **8LR 42/27*** | 92 | 125 | 175,1 | | 648 | 616 | 583 | 562 | 529 | 491 | 437 | 373 | 286 |
| **8LR 42/28*** | 92 | 125 | 175,1 | | 672 | 638 | 605 | 582 | 549 | 510 | 454 | 386 | 297 |
| **8LR 42/29*** | 92 | 125 | 175,1 | | 696 | 661 | 626 | 603 | 568 | 528 | 470 | 400 | 307 |
| **8LR 42/30*** | 92 | 125 | 175,1 | | 720 | 684 | 648 | 624 | 588 | 546 | 486 | 414 | 318 |
| **8LR 42/31*** | 92 | 125 | 175,1 | | 744 | 707 | 670 | 645 | 608 | 564 | 502 | 428 | 329 |
| **8LR 42/32*** | 92 | 125 | 175,1 | | 768 | 730 | 691 | 666 | 627 | 582 | 518 | 442 | 339 |

| Motor 50 Hz 2900 rpm | Dimensions (mm) | | | Weight (kg) | |
|---|---|---|---|---|---|
| TYPE | A | B | C | M | P |
| **8LR 42/17** | 2903 | 1670 | 1233 | 200 | 113 |
| **8LR 42/18** | 2983 | 1750 | 1233 | 200 | 119 |
| **8LR 42/19** | 3063 | 1830 | 1233 | 200 | 125 |
| **8LR 42/20*** | 3342 | 2040 | 1302 | 214 | 137 |
| **8LR 42/21*** | 3422 | 2120 | 1302 | 214 | 143 |
| **8LR 42/22*** | 3502 | 2200 | 1302 | 214 | 149 |
| **8LR 42/23*** | 3582 | 2280 | 1302 | 214 | 155 |
| **8LR 42/24*** | 3743 | 2360 | 1383 | 230 | 161 |
| **8LR 42/25*** | 3823 | 2440 | 1383 | 230 | 167 |
| **8LR 42/26*** | 3903 | 2520 | 1383 | 230 | 173 |
| **8LR 42/27*** | 4183 | 2600 | 1583 | 270 | 179 |
| **8LR 42/28*** | 4263 | 2680 | 1583 | 270 | 185 |
| **8LR 42/29*** | 4343 | 2760 | 1583 | 270 | 191 |
| **8LR 42/30*** | 4423 | 2840 | 1583 | 270 | 198 |
| **8LR 42/31*** | 4503 | 2920 | 1583 | 270 | 204 |
| **8LR 42/32*** | 4583 | 3000 | 1583 | 270 | 210 |

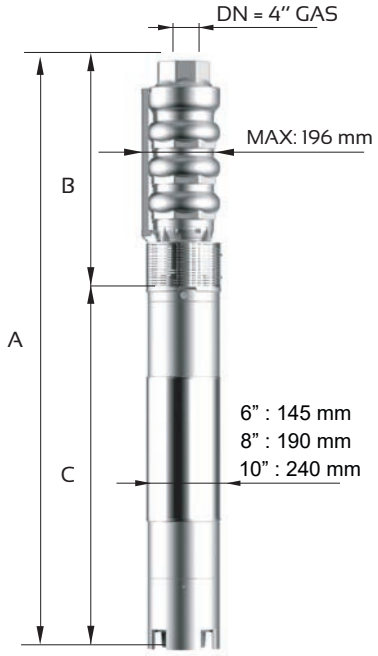


| | |
|---|---|
| **Max Eff. % =** | 73 |
| **Max kW / St. =** | 2,8 |

| Q (flow) | 25% | 50% | 75% | 100% |
|---|---|---|---|---|
| **NPSH (m)** | 3,4 | 3,4 | 3,8 | 8 |

* Pompa con albero giuntato / Coupled Pump shaft

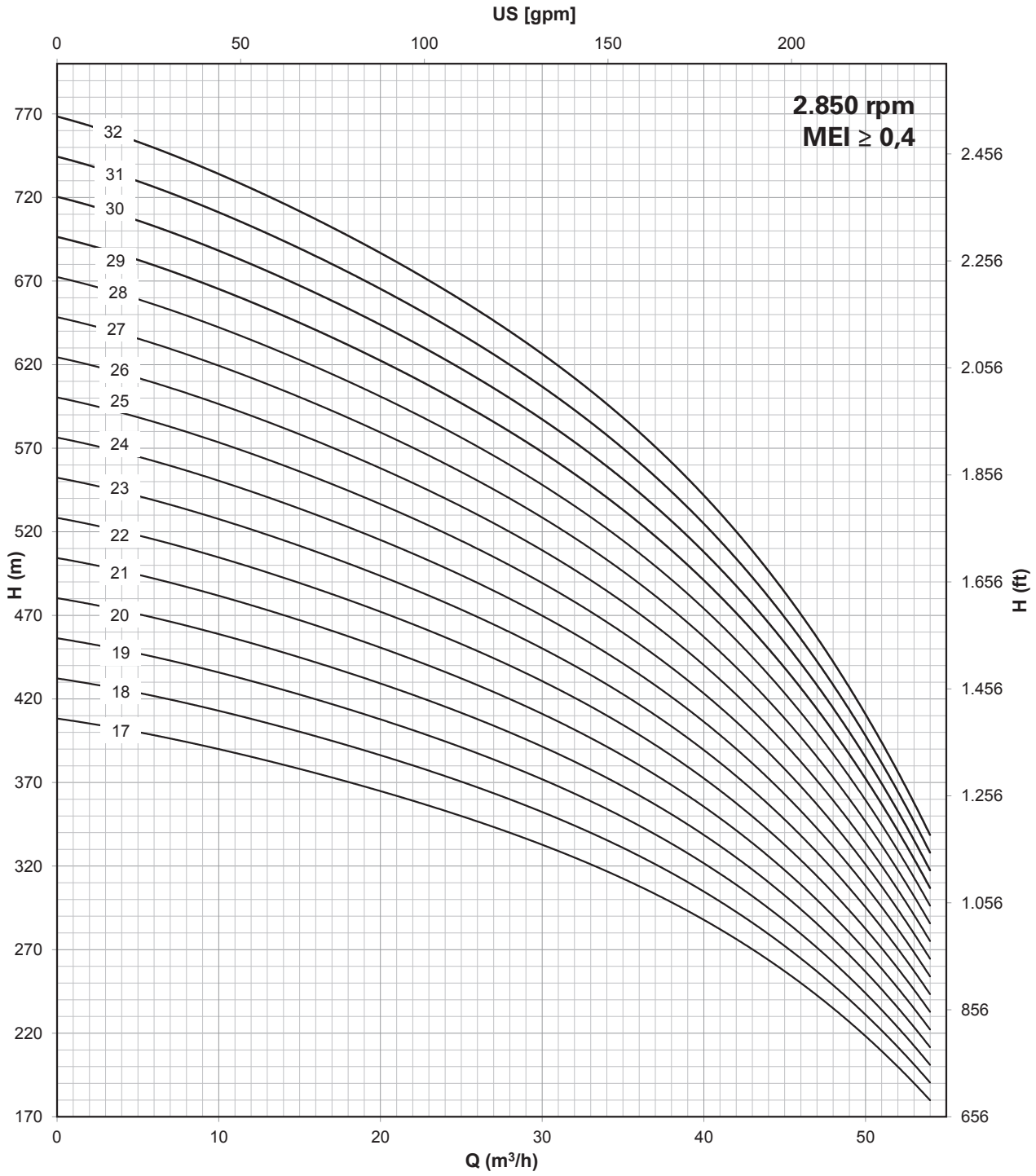


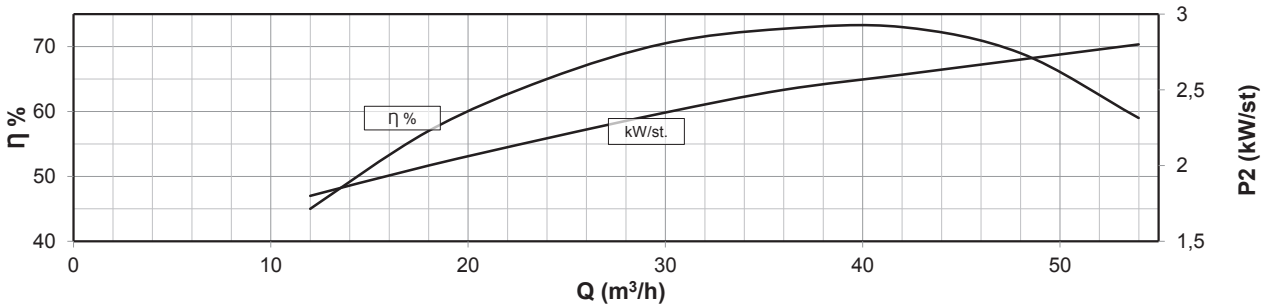


Compatibilità con acqua potabile DM 174 - Drinking water compatibility according DM 174
MEI ≥ 0,4 (direttiva EU No. 547/2012 - regulation EU N. 547/2012)
Per modelli con meno di 3 stadi ridurre l'eff. % del -5% / Models with less than 3 stages reduce the % eff. of 5%

# 8” 8LR 52 AISI 304 (LRS), AISI 316 (LRX), Duplex (LRD)

| Motor 50 Hz - 2900 rpm | | | | | Q | | | | | | | | |
|---|---|---|---|---|---|---|---|---|---|---|---|---|---|
| TYPE | Power | | 400 V | l/min | 0 | 300 | 500 | 600 | 700 | 800 | 900 | 1000 | 1100 |
| | | | | l/sec | 0 | 5,0 | 8,3 | 10,0 | 11,7 | 13,3 | 15,0 | 16,7 | 18,3 |
| | kW | HP | A | m³/h | 0 | 18 | 30 | 36 | 42 | 48 | 54 | 60 | 66 |
| 8LR 52/01 | 4 | 5,5 | 10,0 | H[m] | 24 | 23 | 22 | 20 | 19 | 18 | 16 | 15 | 13 |
| 8LR 52/02 | 7,5 | 10 | 16,3 | | 48 | 46 | 43 | 41 | 39 | 36 | 33 | 29 | 26 |
| 8LR 52/03 | 11 | 15 | 23,4 | | 72 | 68 | 65 | 61 | 58 | 53 | 49 | 44 | 38 |
| 8LR 52/04 | 15 | 20 | 31,5 | | 96 | 91 | 86 | 81 | 77 | 71 | 65 | 58 | 51 |
| 8LR 52/05 | 18,5 | 25 | 38,3 | | 120 | 114 | 108 | 102 | 97 | 89 | 82 | 73 | 64 |
| 8LR 52/06 | 22 | 30 | 45,1 | | 144 | 137 | 129 | 122 | 116 | 107 | 98 | 87 | 77 |
| 8LR 52/07 | 26 | 35 | 52,9 | | 168 | 159 | 151 | 142 | 135 | 125 | 114 | 102 | 90 |
| 8LR 52/08 | 30 | 40 | 61,1 | | 192 | 182 | 172 | 162 | 154 | 142 | 130 | 116 | 102 |
| 8LR 52/09 | 37 | 50 | 75,8 | | 216 | 205 | 194 | 183 | 174 | 160 | 147 | 131 | 115 |
| 8LR 52/10 | 37 | 50 | 75,8 | | 240 | 228 | 215 | 203 | 193 | 178 | 163 | 145 | 128 |
| 8LR 52/11 | 45 | 60 | 86,3 | | 264 | 251 | 237 | 223 | 212 | 196 | 179 | 160 | 141 |
| 8LR 52/12 | 45 | 60 | 86,3 | | 288 | 273 | 258 | 244 | 232 | 214 | 196 | 174 | 154 |
| 8LR 52/13 | 45 | 60 | 86,3 | | 312 | 296 | 280 | 264 | 251 | 231 | 212 | 189 | 166 |
| 8LR 52/14 | 55 | 75 | 106,2 | | 336 | 319 | 301 | 284 | 270 | 249 | 228 | 203 | 179 |
| 8LR 52/15 | 55 | 75 | 106,2 | | 360 | 342 | 323 | 305 | 290 | 267 | 245 | 218 | 192 |
| 8LR 52/16 | 55 | 75 | 106,2 | | 384 | 364 | 344 | 325 | 309 | 285 | 261 | 232 | 205 |

| Motor 50 Hz 2900 rpm | Dimensions (mm) | | | Weight (kg) | |
|---|---|---|---|---|---|
| TYPE | A | B | C | M | P |
| 8LR 52/01 | 965 | 368 | 597 | 22 | 16 |
| 8LR 52/02 | 1157 | 456 | 701 | 55 | 22 |
| 8LR 52/03 | 1355 | 544 | 811 | 65 | 29 |
| 8LR 52/04 | 1563 | 632 | 931 | 75 | 35 |
| 8LR 52/05 | 1711 | 720 | 991 | 83 | 42 |
| 8LR 52/06 | 1879 | 808 | 1071 | 92 | 48 |
| 8LR 52/07 | 2077 | 896 | 1181 | 100 | 55 |
| 8LR 52/08 | 2235 | 984 | 1251 | 108 | 61 |
| 8LR 52/09 | 2413 | 1072 | 1341 | 118 | 68 |
| 8LR 52/10 | 2501 | 1160 | 1341 | 118 | 74 |
| 8LR 52/11 | 2401 | 1278 | 1123 | 178 | 81 |
| 8LR 52/12 | 2489 | 1366 | 1123 | 178 | 88 |
| 8LR 52/13 | 2577 | 1454 | 1123 | 178 | 94 |
| 8LR 52/14 | 2775 | 1542 | 1233 | 200 | 101 |
| 8LR 52/15 | 2863 | 1630 | 1233 | 200 | 107 |
| 8LR 52/16 | 2951 | 1718 | 1233 | 200 | 114 |

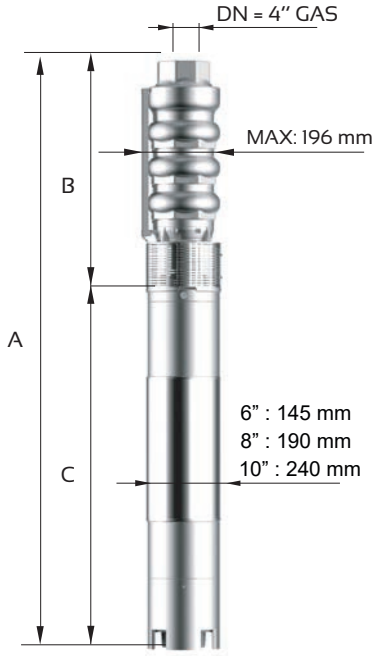


| | |
|---|---|
| Max Eff. % = | 73 |
| Max kW / St. = | 3,4 |

| Q (flow) | 25% | 50% | 75% | 100% |
|---|---|---|---|---|
| NPSH (m) | 3,5 | 3,5 | 6 | 8 |

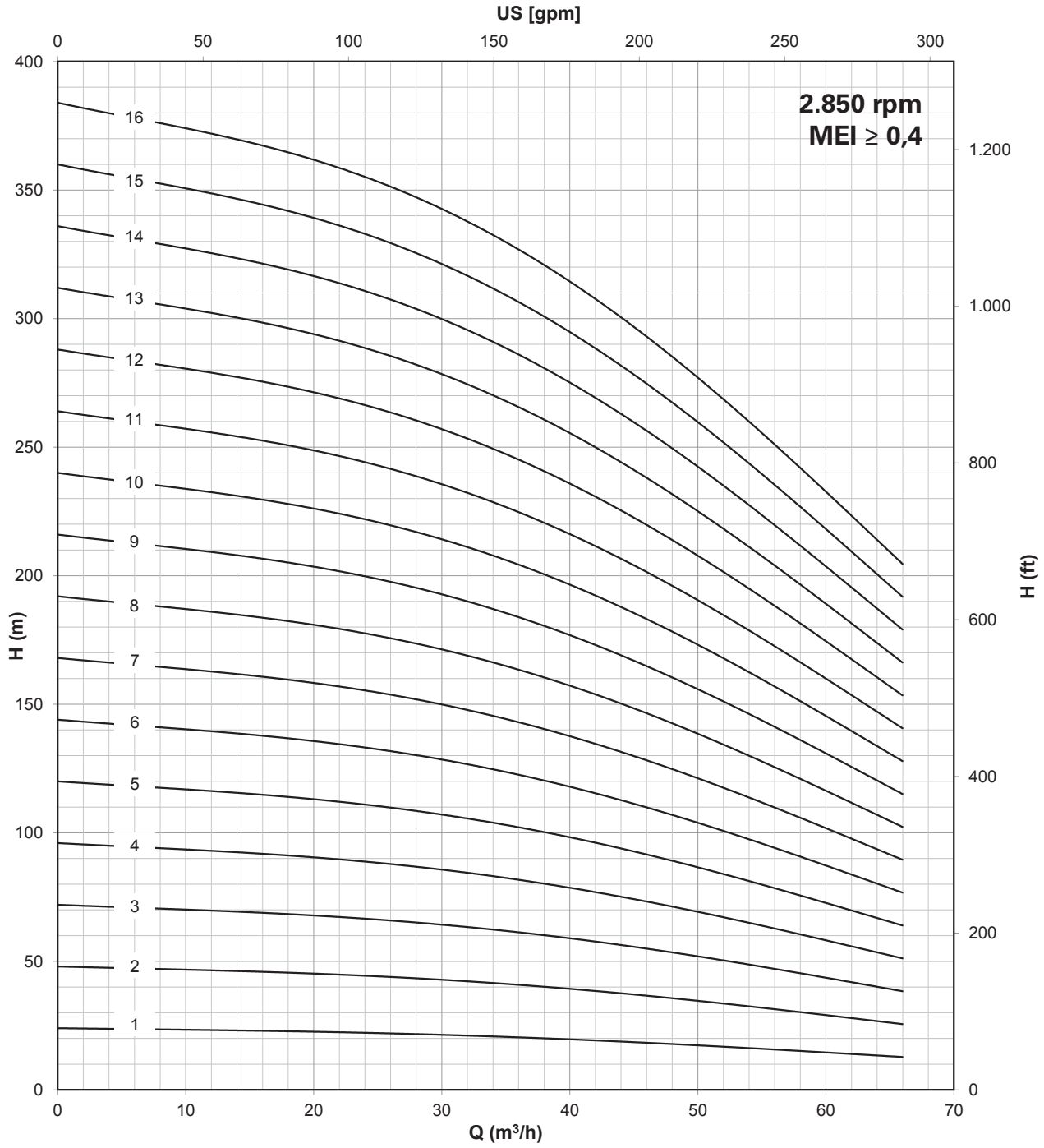


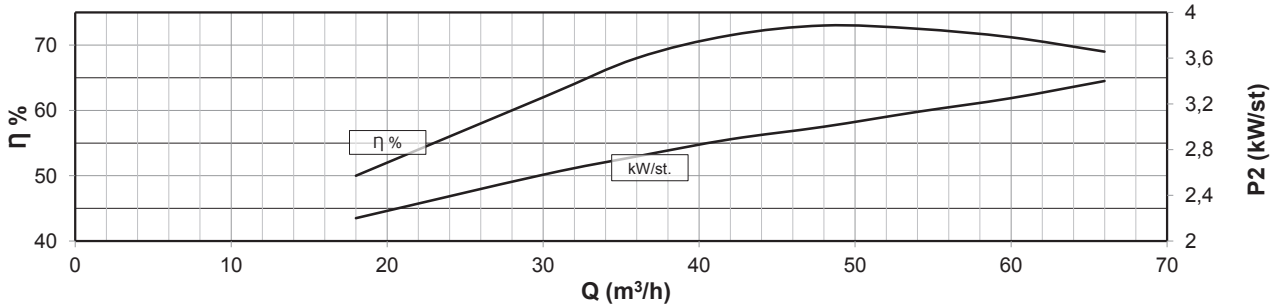


Compatibilità con acqua potabile DM 174 - Drinking water compatibility according DM 174
MEI ≥ 0,4 (direttiva EU No. 547/2012 - regulation EU N. 547/2012)
Per modelli con meno di 3 stadi ridurre l'eff. % del -5% / Models with less than 3 stages reduce the % eff. of 5%

# 8” 8LR 52 AISI 304 (LRS), AISI 316 (LRX), Duplex (LRD)

| Motor 50 Hz - 2900 rpm | | | | | Q | | | | | | | | |
|---|---|---|---|---|---|---|---|---|---|---|---|---|---|
| TYPE | Power | | 400 V | l/min | 0 | 300 | 500 | 600 | 700 | 800 | 900 | 1000 | 1100 |
| | | | | l/sec | 0 | 5,0 | 8,3 | 10,0 | 11,7 | 13,3 | 15,0 | 16,7 | 18,3 |
| | kW | HP | A | m³/h | 0 | 18 | 30 | 36 | 42 | 48 | 54 | 60 | 66 |
| **8LR 52/17** | 66 | 90 | 126,0 | H[m] | 408 | 387 | 366 | 345 | 328 | 303 | 277 | 247 | 218 |
| **8LR 52/18** | 66 | 90 | 126,0 | | 432 | 410 | 387 | 365 | 347 | 320 | 293 | 261 | 230 |
| **8LR 52/19** | 66 | 90 | 126,0 | | 456 | 433 | 409 | 386 | 367 | 338 | 310 | 276 | 243 |
| **8LR 52/20*** | 75 | 100 | 143,2 | | 480 | 456 | 430 | 406 | 386 | 356 | 326 | 290 | 256 |
| **8LR 52/21*** | 75 | 100 | 143,2 | | 504 | 478 | 452 | 426 | 405 | 374 | 342 | 305 | 269 |
| **8LR 52/22*** | 75 | 100 | 143,2 | | 528 | 501 | 473 | 447 | 425 | 392 | 359 | 319 | 282 |
| **8LR 52/23*** | 92 | 125 | 175,1 | | 552 | 524 | 495 | 467 | 444 | 409 | 375 | 334 | 294 |
| **8LR 52/24*** | 92 | 125 | 175,1 | | 576 | 547 | 516 | 487 | 463 | 427 | 391 | 348 | 307 |
| **8LR 52/25*** | 92 | 125 | 175,1 | | 600 | 570 | 538 | 508 | 483 | 445 | 408 | 363 | 320 |
| **8LR 52/26*** | 92 | 125 | 175,1 | | 624 | 592 | 559 | 528 | 502 | 463 | 424 | 377 | 333 |
| **8LR 52/27*** | 92 | 125 | 175,1 | | 648 | 615 | 581 | 548 | 521 | 481 | 440 | 392 | 346 |
| **8LR 52/28 D*** | 110 | 150 | 219,0 | | 672 | 638 | 602 | 568 | 540 | 498 | 456 | 406 | 358 |
| **8LR 52/29 D*** | 110 | 150 | 211,0 | | 696 | 661 | 624 | 589 | 560 | 516 | 473 | 421 | 371 |
| **8LR 52/30 D*** | 110 | 150 | 211,0 | | 720 | 683 | 645 | 609 | 579 | 534 | 489 | 435 | 384 |
| **8LR 52/31 D*** | 110 | 150 | 211,0 | | 744 | 706 | 667 | 629 | 598 | 552 | 505 | 450 | 397 |
| **8LR 52/32 D*** | 110 | 150 | 211,0 | | 768 | 729 | 688 | 650 | 618 | 570 | 522 | 464 | 410 |

| Motor 50 Hz 2900 rpm | Dimensions (mm) | | | Weight (kg) | |
|---|---|---|---|---|---|
| TYPE | A | B | C | M | P |
| **8LR 52/17** | 3108 | 1806 | 1302 | 214 | 120 |
| **8LR 52/18** | 3196 | 1894 | 1302 | 214 | 127 |
| **8LR 52/19** | 3284 | 1982 | 1302 | 214 | 133 |
| **8LR 52/20*** | 3583 | 2200 | 1383 | 230 | 145 |
| **8LR 52/21*** | 3671 | 2288 | 1383 | 230 | 151 |
| **8LR 52/22*** | 3759 | 2376 | 1383 | 230 | 158 |
| **8LR 52/23*** | 4047 | 2464 | 1583 | 270 | 164 |
| **8LR 52/24*** | 4135 | 2552 | 1583 | 270 | 171 |
| **8LR 52/25*** | 4223 | 2640 | 1583 | 270 | 177 |
| **8LR 52/26*** | 4311 | 2728 | 1583 | 270 | 184 |
| **8LR 52/27*** | 4399 | 2816 | 1583 | 270 | 190 |
| **8LR 52/28 D*** | 4824 | 2904 | 1920 | 350 | 197 |
| **8LR 52/29 D*** | 4725 | 2992 | 1733 | 300 | 203 |
| **8LR 52/30 D*** | 4813 | 3080 | 1733 | 300 | 210 |
| **8LR 52/31 D*** | 4901 | 3168 | 1733 | 300 | 216 |
| **8LR 52/32 D*** | 4989 | 3256 | 1733 | 300 | 223 |

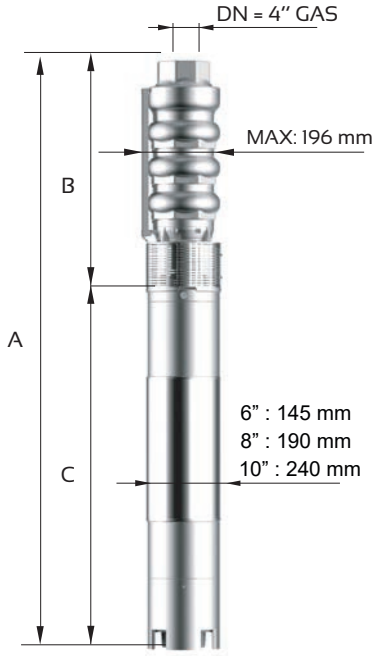


| | |
|---|---|
| **Max Eff. % =** | 73 |
| **Max kW / St. =** | 3,4 |

| Q (flow) | 25% | 50% | 75% | 100% |
|---|---|---|---|---|
| **NPSH (m)** | 3,5 | 3,5 | 6 | 8 |

* Pompa con albero giuntato / Coupled Pump shaft
“D” Albero pompa in Duplex / Pump shaft in Duplex

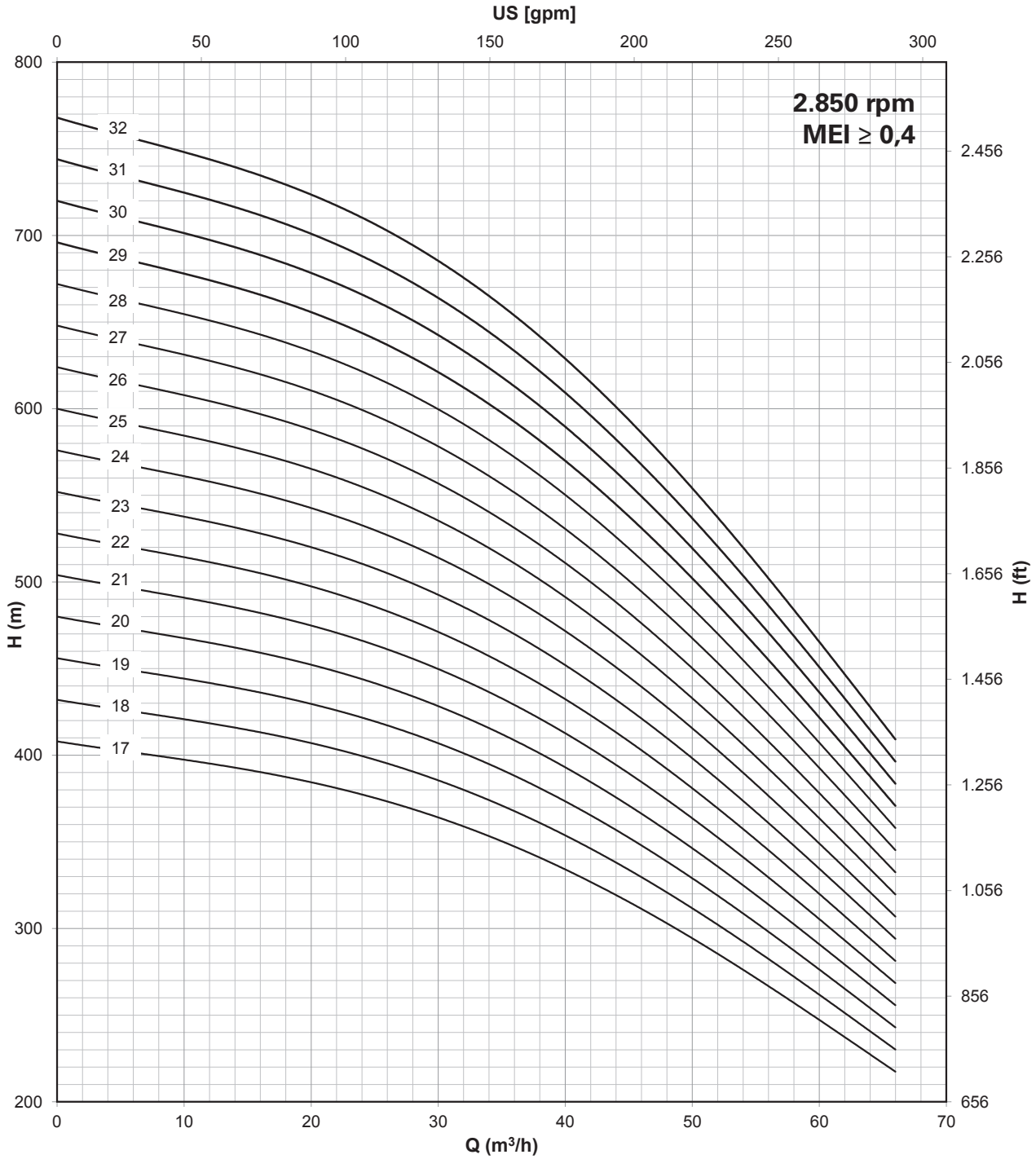


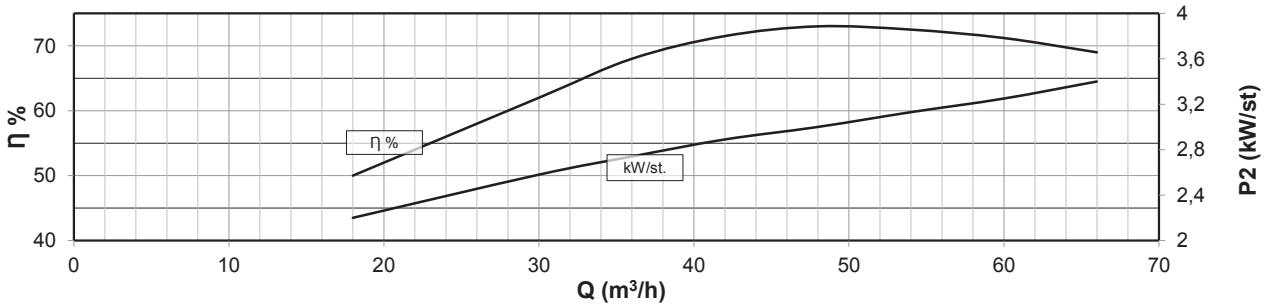


Compatibilità con acqua potabile DM 174 - Drinking water compatibility according DM 174
MEI ≥ 0,4 (direttiva EU No. 547/2012 - regulation EU N. 547/2012)
Per modelli con meno di 3 stadi ridurre l'eff. % del -5% / Models with less than 3 stages reduce the % eff. of 5%

# 8” 8LR 62 AISI 304 (LRS), AISI 316 (LRX), Duplex (LRD)

| Motor 50 Hz - 2900 rpm | | | | | Q | | | | | | | | |
|---|---|---|---|---|---|---|---|---|---|---|---|---|---|
| TYPE | Power | | 400 V | l/min | 0 | 300 | 600 | 800 | 900 | 1000 | 1100 | 1200 | 1300 |
| | | | | l/sec | 0 | 5,0 | 10,0 | 13,3 | 15,0 | 16,7 | 18,3 | 20,0 | 21,7 |
| | kW | HP | A | m³/h | 0 | 18 | 36 | 48 | 54 | 60 | 66 | 72 | 78 |
| **8LR 62/01** | 4 | 5,5 | 10,0 | | 23 | 22 | 20 | 18 | 17 | 15 | 14 | 12 | 11 |
| **8LR 62/02** | 9,2 | 12,5 | 19,9 | | 46 | 43 | 40 | 36 | 33 | 30 | 27 | 24 | 21 |
| **8LR 62/03** | 13 | 17,5 | 27,3 | | 69 | 65 | 60 | 54 | 50 | 45 | 41 | 36 | 32 |
| **8LR 62/04** | 18,5 | 25 | 38,3 | | 92 | 86 | 80 | 72 | 66 | 60 | 54 | 48 | 42 |
| **8LR 62/05** | 22 | 30 | 45,1 | | 115 | 108 | 100 | 90 | 83 | 75 | 68 | 60 | 53 |
| **8LR 62/06** | 26 | 35 | 52,9 | | 138 | 129 | 120 | 108 | 99 | 90 | 81 | 72 | 63 |
| **8LR 62/07** | 30 | 40 | 61,1 | | 161 | 151 | 140 | 126 | 116 | 105 | 95 | 84 | 74 |
| **8LR 62/08** | 37 | 50 | 75,8 | **H[m]** | 184 | 172 | 160 | 144 | 132 | 120 | 108 | 96 | 84 |
| **8LR 62/09** | 37 | 50 | 75,8 | | 207 | 194 | 180 | 162 | 149 | 135 | 122 | 108 | 95 |
| **8LR 62/10** | 45 | 60 | 86,3 | | 230 | 215 | 200 | 180 | 165 | 150 | 135 | 120 | 105 |
| **8LR 62/11** | 45 | 60 | 86,3 | | 253 | 237 | 220 | 198 | 182 | 165 | 149 | 132 | 116 |
| **8LR 62/12** | 55 | 75 | 106,2 | | 276 | 258 | 240 | 216 | 198 | 180 | 162 | 144 | 126 |
| **8LR 62/13** | 55 | 75 | 106,2 | | 299 | 280 | 260 | 234 | 215 | 195 | 176 | 156 | 137 |
| **8LR 62/14** | 55 | 75 | 106,2 | | 322 | 301 | 280 | 252 | 231 | 210 | 189 | 168 | 147 |
| **8LR 62/15** | 66 | 90 | 126,0 | | 345 | 323 | 300 | 270 | 248 | 225 | 203 | 180 | 158 |

| Motor 50 Hz 2900 rpm | Dimensions (mm) | | | Weight (kg) | |
|---|---|---|---|---|---|
| TYPE | A | B | C | M | P |
| **8LR 62/01** | 965 | 368 | 597 | 22 | 16 |
| **8LR 62/02** | 1207 | 456 | 751 | 60 | 22 |
| **8LR 62/03** | 1385 | 544 | 841 | 70 | 29 |
| **8LR 62/04** | 1623 | 632 | 991 | 83 | 35 |
| **8LR 62/05** | 1791 | 720 | 1071 | 92 | 42 |
| **8LR 62/06** | 1989 | 808 | 1181 | 100 | 48 |
| **8LR 62/07** | 2147 | 896 | 1251 | 108 | 55 |
| **8LR 62/08** | 2325 | 984 | 1341 | 118 | 61 |
| **8LR 62/09** | 2413 | 1072 | 1341 | 118 | 68 |
| **8LR 62/10** | 2283 | 1160 | 1123 | 178 | 74 |
| **8LR 62/11** | 2401 | 1278 | 1123 | 178 | 81 |
| **8LR 62/12** | 2599 | 1366 | 1233 | 200 | 88 |
| **8LR 62/13** | 2687 | 1454 | 1233 | 200 | 94 |
| **8LR 62/14** | 2775 | 1542 | 1233 | 200 | 101 |
| **8LR 62/15** | 2932 | 1630 | 1302 | 214 | 107 |

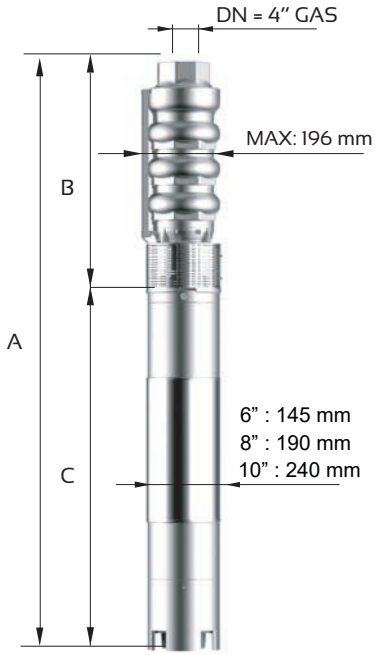


| | |
|---|---|
| **Max Eff. % =** | 74,5 |
| **Max kW / St. =** | 3,8 |

| Q (flow) | 25% | 50% | 75% | 100% |
|---|---|---|---|---|
| **NPSH (m)** | 3,4 | 3,4 | 6 | 8 |

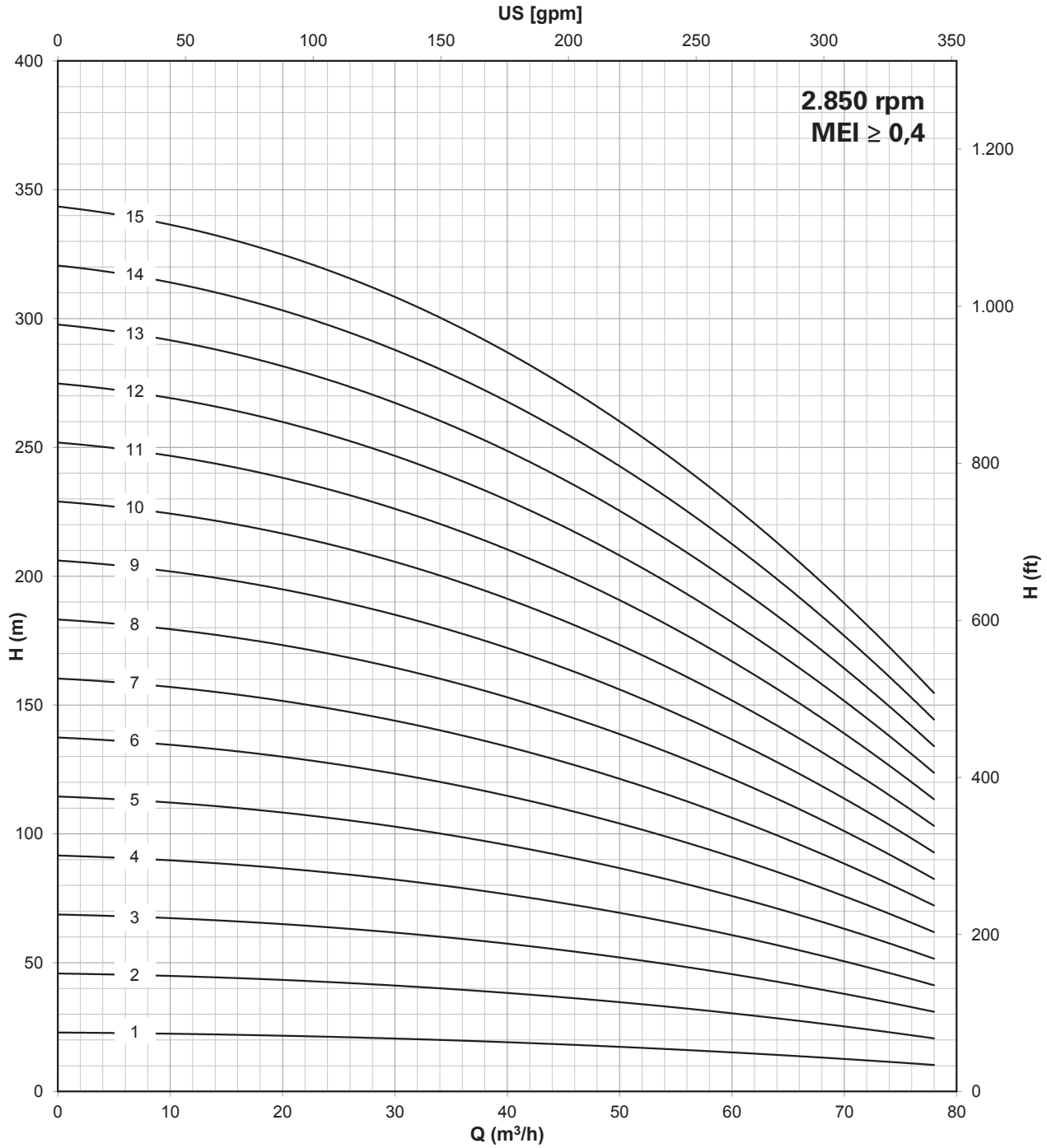


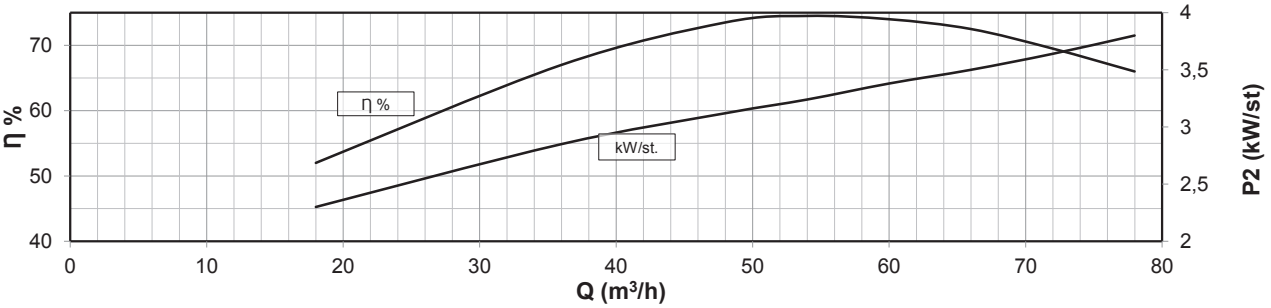


Compatibilità con acqua potabile DM 174 - Drinking water compatibility according DM 174
MEI ≥ 0,4 (direttiva EU No. 547/2012 - regulation EU N. 547/2012)
Per modelli con meno di 3 stadi ridurre l'eff. % del -5% / Models with less than 3 stages reduce the % eff. of 5%

# 8” 8LR 62 AISI 304 (LRS), AISI 316 (LRX), Duplex (LRD)

| Motor 50 Hz - 2900 rpm | | | | | Q | | | | | | | | |
|---|---|---|---|---|---|---|---|---|---|---|---|---|---|
| TYPE | Power | | 400 V | l/min | 0 | 300 | 600 | 800 | 900 | 1000 | 1100 | 1200 | 1300 |
| | | | | l/sec | 0 | 5,0 | 10,0 | 13,3 | 15,0 | 16,7 | 18,3 | 20,0 | 21,7 |
| | kW | HP | A | m³/h | 0 | 18 | 36 | 48 | 54 | 60 | 66 | 72 | 78 |
| **8LR 62/16** | 66 | 90 | 126,0 | | 368 | 344 | 320 | 288 | 264 | 240 | 216 | 192 | 168 |
| **8LR 62/17** | 66 | 90 | 126,0 | | 391 | 366 | 340 | 306 | 281 | 255 | 230 | 204 | 179 |
| **8LR 62/18** | 75 | 100 | 143,2 | | 414 | 387 | 360 | 324 | 297 | 270 | 243 | 216 | 189 |
| **8LR 62/19** | 75 | 100 | 143,2 | | 437 | 409 | 380 | 342 | 314 | 285 | 257 | 228 | 200 |
| **8LR 62/20*** | 92 | 125 | 175,1 | | 460 | 430 | 400 | 360 | 330 | 300 | 270 | 240 | 210 |
| **8LR 62/21*** | 92 | 125 | 175,1 | | 483 | 452 | 420 | 378 | 347 | 315 | 284 | 252 | 221 |
| **8LR 62/22*** | 92 | 125 | 175,1 | | 506 | 473 | 440 | 396 | 363 | 330 | 297 | 264 | 231 |
| **8LR 62/23*** | 92 | 125 | 175,1 | H[m] | 529 | 495 | 460 | 414 | 380 | 345 | 311 | 276 | 242 |
| **8LR 62/24*** | 92 | 125 | 175,1 | | 552 | 516 | 480 | 432 | 396 | 360 | 324 | 288 | 252 |
| **8LR 62/25 D*** | 110 | 150 | 211,0 | | 575 | 538 | 500 | 450 | 413 | 375 | 338 | 300 | 263 |
| **8LR 62/26 D*** | 110 | 150 | 211,0 | | 598 | 559 | 520 | 468 | 429 | 390 | 351 | 312 | 273 |
| **8LR 62/27 D*** | 110 | 150 | 211,0 | | 621 | 581 | 540 | 486 | 446 | 405 | 365 | 324 | 284 |
| **8LR 62/28 D*** | 110 | 150 | 211,0 | | 644 | 602 | 560 | 504 | 462 | 420 | 378 | 336 | 294 |
| **8LR 62/29 D*** | 110 | 150 | 211,0 | | 667 | 624 | 580 | 522 | 479 | 435 | 392 | 348 | 305 |
| **8LR 62/30 D*** | 130 | 175 | 245,3 | | 690 | 645 | 600 | 540 | 495 | 450 | 405 | 360 | 315 |

| Motor 50 Hz 2900 rpm | Dimensions (mm) | | | Weight (kg) | |
|---|---|---|---|---|---|
| TYPE | A | B | C | M | P |
| **8LR 62/16** | 3020 | 1718 | 1302 | 214 | 114 |
| **8LR 62/17** | 3108 | 1806 | 1302 | 214 | 120 |
| **8LR 62/18** | 3277 | 1894 | 1383 | 230 | 127 |
| **8LR 62/19** | 3365 | 1982 | 1383 | 230 | 133 |
| **8LR 62/20*** | 3783 | 2200 | 1583 | 270 | 145 |
| **8LR 62/21*** | 3871 | 2288 | 1583 | 270 | 151 |
| **8LR 62/22*** | 3959 | 2376 | 1583 | 270 | 158 |
| **8LR 62/23*** | 4047 | 2464 | 1583 | 270 | 164 |
| **8LR 62/24*** | 4135 | 2552 | 1583 | 270 | 171 |
| **8LR 62/25 D*** | 4373 | 2640 | 1733 | 300 | 177 |
| **8LR 62/26 D*** | 4461 | 2728 | 1733 | 300 | 184 |
| **8LR 62/27 D*** | 4549 | 2816 | 1733 | 300 | 190 |
| **8LR 62/28 D*** | 4637 | 2904 | 1733 | 300 | 197 |
| **8LR 62/29 D*** | 4725 | 2992 | 1733 | 300 | 203 |
| **8LR 62/30 D*** | 4714 | 3080 | 1634 | 385 | 210 |




| | |
|---|---|
| **Max Eff. % =** | 74,5 |
| **Max kW / St. =** | 3,8 |

| Q (flow) | 25% | 50% | 75% | 100% |
|---|---|---|---|---|
| **NPSH (m)** | 3,4 | 3,4 | 6 | 8 |

* Pompa con albero giuntato / Coupled Pump shaft
“D” Albero pompa in Duplex / Pump shaft in Duplex

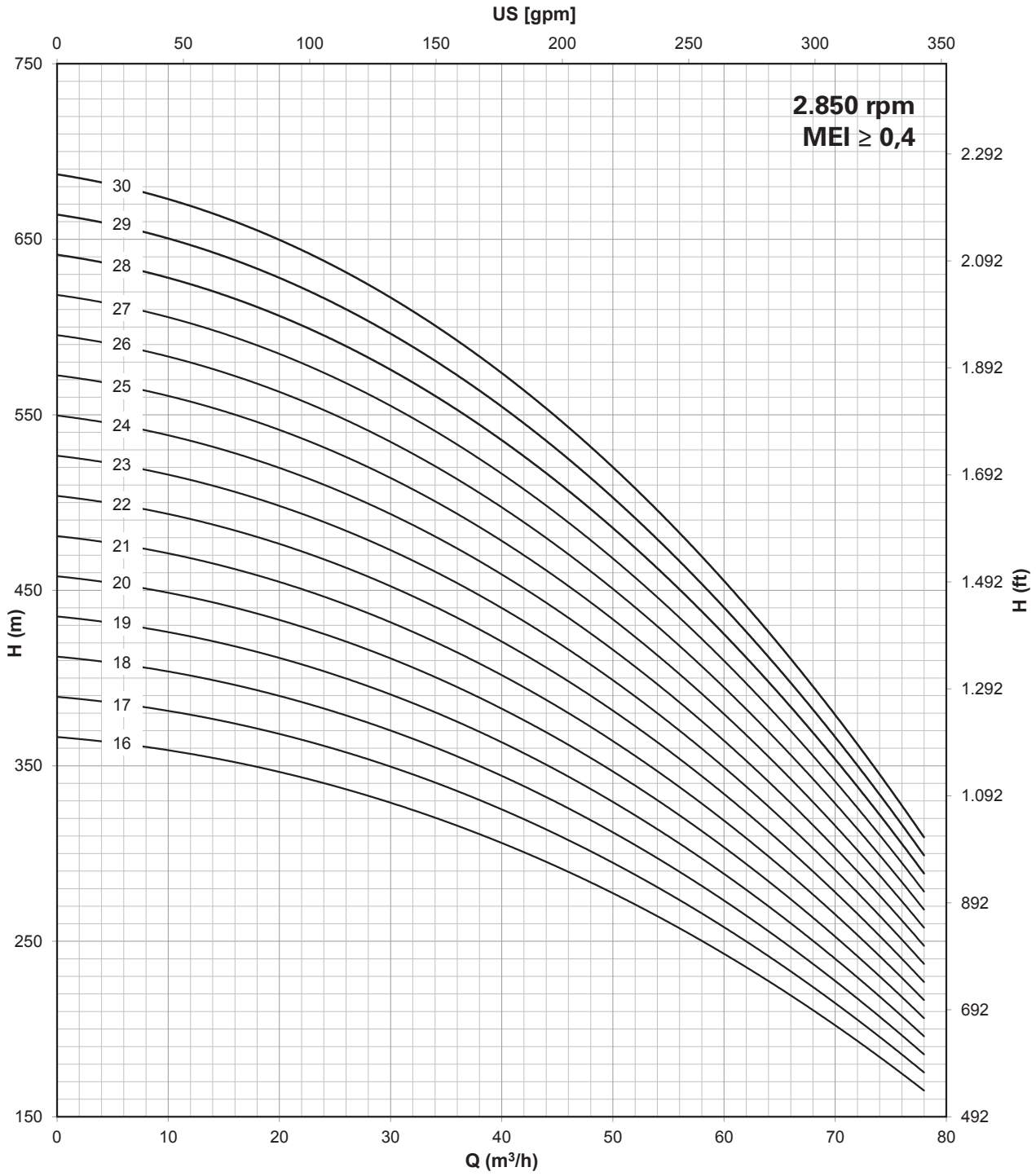


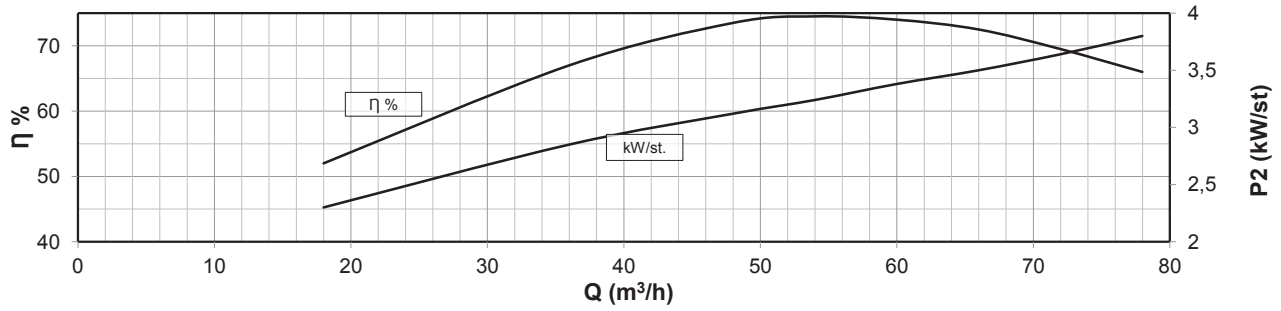


Compatibilità con acqua potabile DM 174 - Drinking water compatibility according DM 174
MEI ≥ 0,4 (direttiva EU No. 547/2012 - regulation EU N. 547/2012)
Per modelli con meno di 3 stadi ridurre l'eff. % del -5% / Models with less than 3 stages reduce the % eff. of 5%

# 8” 8LM 80 AISI 304 (LMS), AISI 316 (LMX), Duplex (LMD)

| Motor 50 Hz - 2900 rpm | | | | | Q | | | | | | | | |
|---|---|---|---|---|---|---|---|---|---|---|---|---|---|
| TYPE | Power | | 400 V | l/min | 0 | 300 | 400 | 600 | 800 | 1000 | 1200 | 1400 | 1600 |
| | | | | l/sec | 0 | 5,0 | 6,7 | 10,0 | 13,3 | 16,7 | 20,0 | 23,3 | 26,7 |
| | kW | HP | A | m³/h | 0 | 18 | 24 | 36 | 48 | 60 | 72 | 84 | 96 |
| 8LM 80/01 | 7,5 | 10 | 16,3 | H[m] | 27 | 26 | 26 | 24 | 23 | 22 | 20 | 18 | 15 |
| 8LM 80/02 | 13 | 17,5 | 27,3 | | 54 | 53 | 51 | 49 | 47 | 44 | 40 | 35 | 30 |
| 8LM 80/03 | 18,5 | 25 | 38,3 | | 81 | 79 | 77 | 73 | 70 | 65 | 60 | 53 | 44 |
| 8LM 80/04 | 26 | 35 | 52,9 | | 108 | 105 | 103 | 97 | 93 | 87 | 80 | 70 | 59 |
| 8LM 80/05 | 30 | 40 | 61,1 | | 135 | 132 | 129 | 122 | 117 | 109 | 100 | 88 | 74 |
| 8LM 80/06 | 37 | 50 | 75,8 | | 162 | 158 | 154 | 146 | 140 | 131 | 120 | 105 | 89 |
| 8LM 80/07 | 45 | 60 | 86,3 | | 189 | 184 | 180 | 170 | 163 | 153 | 140 | 123 | 104 |
| 8LM 80/08 | 55 | 75 | 106,2 | | 216 | 210 | 206 | 194 | 186 | 174 | 160 | 140 | 118 |
| 8LM 80/09 | 55 | 75 | 106,2 | | 243 | 237 | 231 | 219 | 210 | 196 | 180 | 158 | 133 |
| 8LM 80/10 | 66 | 90 | 126,0 | | 270 | 263 | 257 | 243 | 233 | 218 | 200 | 175 | 148 |

| Motor 50 Hz 2900 rpm | Dimensions (mm) | | | Weight (kg) | |
|---|---|---|---|---|---|
| TYPE | A | B | C | M | P |
| 8LM 80/01 | 1164 | 463 | 701 | 55 | 19 |
| 8LM 80/02 | 1429 | 588 | 841 | 70 | 25 |
| 8LM 80/03 | 1704 | 713 | 991 | 83 | 32 |
| 8LM 80/04 | 2019 | 838 | 1181 | 100 | 38 |
| 8LM 80/05 | 2214 | 963 | 1251 | 108 | 45 |
| 8LM 80/06 | 2429 | 1088 | 1341 | 118 | 51 |
| 8LM 80/07 | 2336 | 1213 | 1123 | 178 | 58 |
| 8LM 80/08 | 2633 | 1400 | 1233 | 200 | 65 |
| 8LM 80/09 | 2758 | 1525 | 1233 | 200 | 71 |
| 8LM 80/10 | 2952 | 1650 | 1302 | 214 | 78 |

| | |
|---|---|
| Max Eff. % = | 74 |
| Max kW / St. = | 5,75 |

| Q (flow) | 25% | 50% | 75% | 100% |
|---|---|---|---|---|
| NPSH (m) | 3 | 3 | 3,5 | 4,5 |




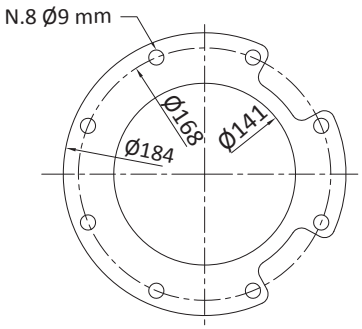


FOR COMMERCIAL TUBE
EXTERNAL DIAMETER: 139,7 mm

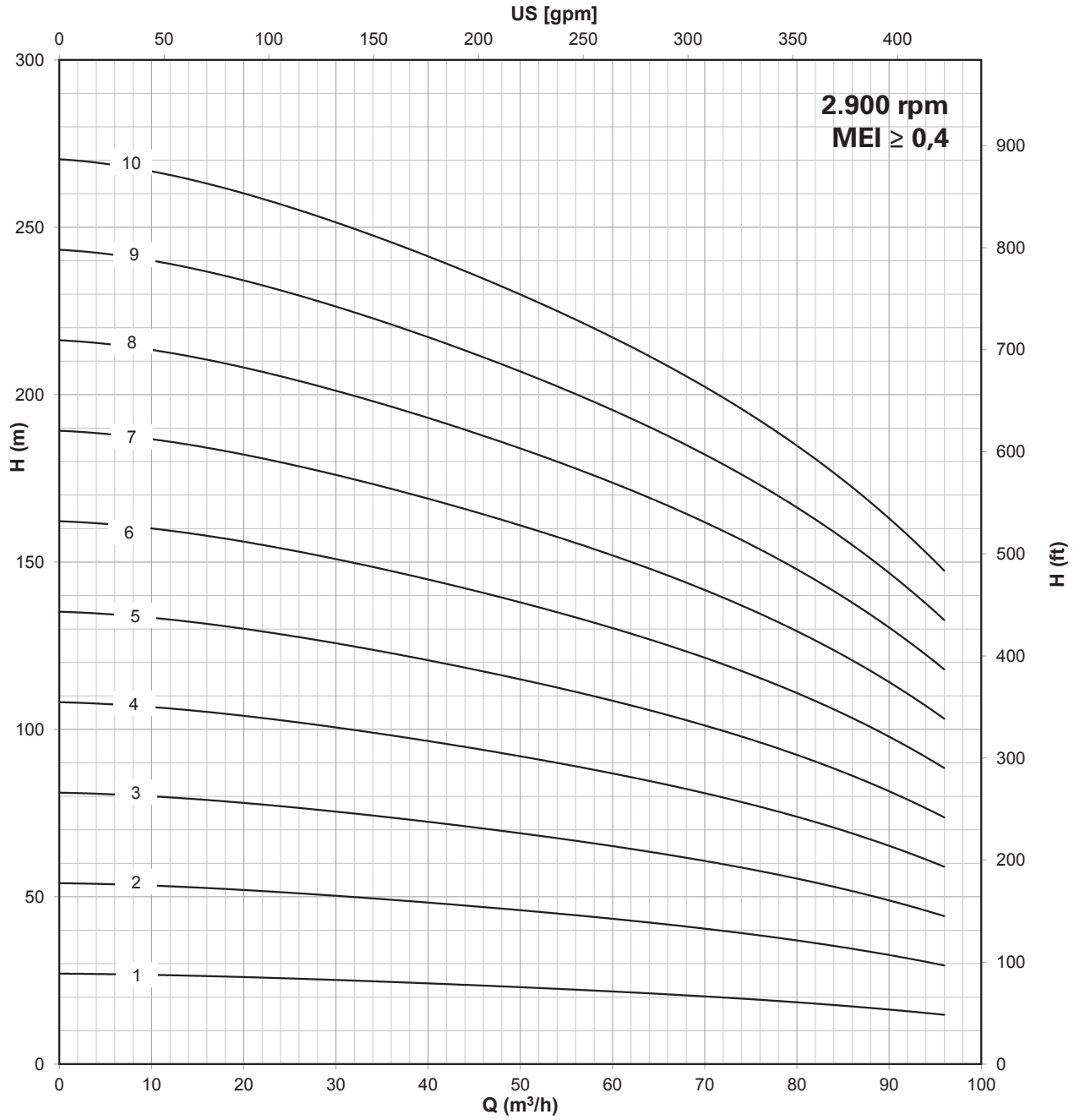


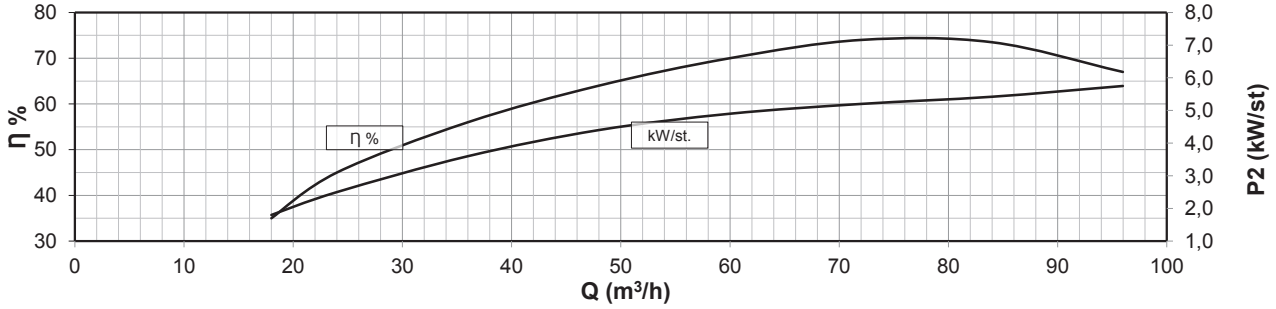


Compatibilità con acqua potabile DM 174 - Drinking water compatibility according DM 174
MEI ≥ 0,4 (direttiva EU No. 547/2012 - regulation EU N. 547/2012)
Per modelli con meno di 3 stadi ridurre l’eff. % del -5% / Models with less than 3 stages reduce the % eff. of 5%

# 8” 8LM 80 AISI 304 (LMS), AISI 316 (LMX), Duplex (LMD)

| Motor 50 Hz - 2900 rpm | | | | | Q | | | | | | | | |
|---|---|---|---|---|---|---|---|---|---|---|---|---|---|
| TYPE | Power | | 400 V | l/min | 0 | 300 | 400 | 600 | 800 | 1000 | 1200 | 1400 | 1600 |
| | | | | l/sec | 0 | 5,0 | 6,7 | 10,0 | 13,3 | 16,7 | 20,0 | 23,3 | 26,7 |
| | kW | HP | A | m³/h | 0 | 18 | 24 | 36 | 48 | 60 | 72 | 84 | 96 |
| 8LM 80/11 | 66 | 90 | 126,0 | H[m] | 297 | 289 | 283 | 267 | 256 | 240 | 220 | 193 | 163 |
| 8LM 80/12 | 75 | 100 | 143,2 | | 324 | 316 | 308 | 292 | 280 | 262 | 240 | 210 | 178 |
| 8LM 80/13 | 75 | 100 | 143,2 | | 351 | 342 | 334 | 316 | 303 | 283 | 260 | 228 | 192 |
| 8LM 80/14 | 92 | 125 | 175,1 | | 378 | 368 | 360 | 340 | 326 | 305 | 280 | 245 | 207 |
| 8LM 80/15 | 92 | 125 | 175,1 | | 405 | 395 | 386 | 365 | 350 | 327 | 300 | 263 | 222 |
| 8LM 80/16 | 92 | 125 | 175,1 | | 432 | 421 | 411 | 389 | 373 | 349 | 320 | 280 | 237 |
| 8LM 80/17 D | 110 | 150 | 211,0 | | 459 | 447 | 437 | 413 | 396 | 371 | 340 | 298 | 252 |
| 8LM 80/18 D | 110 | 150 | 211,0 | | 486 | 473 | 463 | 437 | 419 | 392 | 360 | 315 | 266 |
| 8LM 80/19 D | 110 | 150 | 211,0 | | 513 | 500 | 488 | 462 | 443 | 414 | 380 | 333 | 281 |
| 8LM 80/20 D | 130 | 175 | 245,3 | | 540 | 526 | 514 | 486 | 466 | 436 | 400 | 350 | 296 |

| Motor 50 Hz 2900 rpm | Dimensions (mm) | | | Weight (kg) | |
|---|---|---|---|---|---|
| TYPE | A | B | C | M | P |
| 8LM 80/11 | 3077 | 1775 | 1302 | 214 | 84 |
| 8LM 80/12 | 3283 | 1900 | 1383 | 230 | 90 |
| 8LM 80/13 | 3408 | 2025 | 1383 | 230 | 97 |
| 8LM 80/14 | 3733 | 2150 | 1583 | 270 | 103 |
| 8LM 80/15 | 3858 | 2275 | 1583 | 270 | 110 |
| 8LM 80/16 | 3983 | 2400 | 1583 | 270 | 116 |
| 8LM 80/17 D | 4258 | 2525 | 1733 | 300 | 123 |
| 8LM 80/18 D | 4383 | 2650 | 1733 | 300 | 129 |
| 8LM 80/19 D | 4508 | 2775 | 1733 | 300 | 136 |
| 8LM 80/20 D | 4534 | 2900 | 1634 | 385 | 142 |

| | |
|---|---|
| Max Eff. % = | 74 |
| Max kW / St. = | 5,75 |

| Q (flow) | 25% | 50% | 75% | 100% |
|---|---|---|---|---|
| NPSH (m) | 3 | 3 | 3,5 | 4,5 |




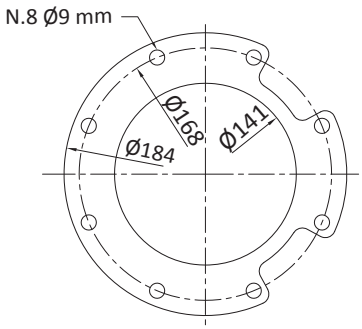


FOR COMMERCIAL TUBE
EXTERNAL DIAMETER: 139,7 mm

“D” Albero pompa in Duplex / Pump shaft in Duplex

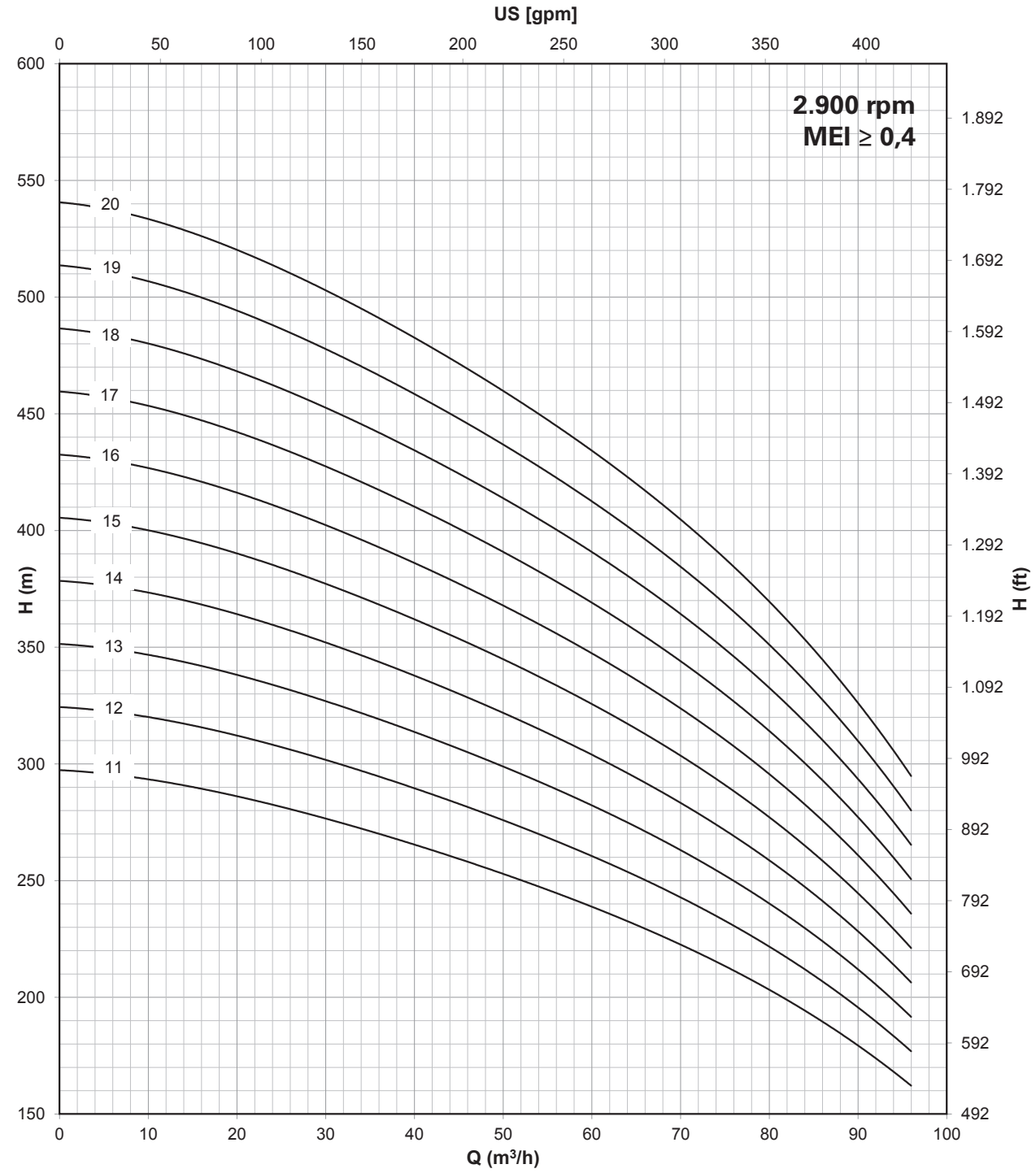


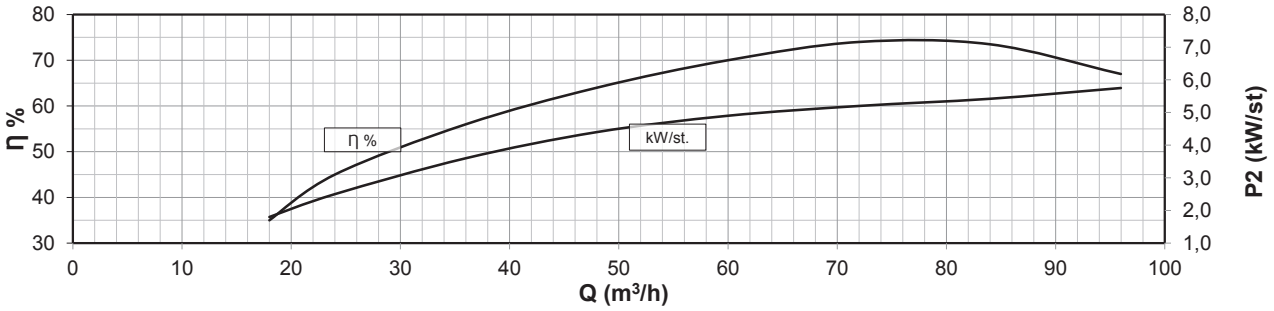


Compatibilità con acqua potabile DM 174 - Drinking water compatibility according DM 174
MEI ≥ 0,4 (direttiva EU No. 547/2012 - regulation EU N. 547/2012)
Per modelli con meno di 3 stadi ridurre l’eff. % del -5% / Models with less than 3 stages reduce the % eff. of 5%

# 8” 8LM 92 AISI 304 (LMS), AISI 316 (LMX), Duplex (LMD)

| Motor 50 Hz - 2900 rpm | | | | | Q | | | | | | | | |
|---|---|---|---|---|---|---|---|---|---|---|---|---|---|
| TYPE | Power | | 400 V | l/min | 0 | 300 | 800 | 1000 | 1200 | 1400 | 1600 | 1800 | 2000 |
| | | | | l/sec | 0 | 5,0 | 13,3 | 16,7 | 20,0 | 23,3 | 26,7 | 30,0 | 33,3 |
| | kW | HP | A | m³/h | 0 | 18 | 48 | 60 | 72 | 84 | 96 | 108 | 120 |
| **8LM 92/01** | 7,5 | 10 | 16,3 | H[m] | 27 | 26 | 24 | 23 | 22 | 20 | 18 | 16 | 13 |
| **8LM 92/02** | 13 | 17,5 | 27,3 | | 54 | 53 | 49 | 47 | 44 | 40 | 36 | 31 | 25 |
| **8LM 92/03** | 22 | 30 | 45,1 | | 81 | 79 | 73 | 70 | 65 | 60 | 54 | 47 | 38 |
| **8LM 92/04** | 26 | 35 | 52,9 | | 108 | 105 | 97 | 93 | 87 | 80 | 72 | 62 | 50 |
| **8LM 92/05** | 37 | 50 | 75,8 | | 135 | 132 | 122 | 117 | 109 | 101 | 90 | 78 | 63 |
| **8LM 92/06** | 45 | 60 | 86,3 | | 162 | 158 | 146 | 140 | 131 | 121 | 107 | 93 | 76 |
| **8LM 92/07** | 55 | 75 | 106,2 | | 189 | 184 | 170 | 163 | 153 | 141 | 125 | 109 | 88 |
| **8LM 92/08** | 55 | 75 | 106,2 | | 216 | 210 | 194 | 186 | 174 | 161 | 143 | 124 | 101 |
| **8LM 92/09** | 66 | 90 | 126,0 | | 243 | 237 | 219 | 210 | 196 | 181 | 161 | 140 | 113 |
| **8LM 92/10** | 66 | 90 | 126,0 | | 270 | 263 | 243 | 233 | 218 | 201 | 179 | 155 | 126 |

| Motor 50 Hz 2900 rpm | Dimensions (mm) | | | Weight (kg) | |
|---|---|---|---|---|---|
| TYPE | A | B | C | M | P |
| **8LM 92/01** | 1164 | 463 | 701 | 55 | 19 |
| **8LM 92/02** | 1429 | 588 | 841 | 70 | 26 |
| **8LM 92/03** | 1784 | 713 | 1071 | 92 | 32 |
| **8LM 92/04** | 2019 | 838 | 1181 | 100 | 39 |
| **8LM 92/05** | 2304 | 963 | 1341 | 118 | 46 |
| **8LM 92/06** | 2211 | 1088 | 1123 | 178 | 53 |
| **8LM 92/07** | 2508 | 1275 | 1233 | 200 | 60 |
| **8LM 92/08** | 2633 | 1400 | 1233 | 200 | 67 |
| **8LM 92/09** | 2827 | 1525 | 1302 | 214 | 74 |
| **8LM 92/10** | 2952 | 1650 | 1302 | 214 | 81 |

| | |
|---|---|
| **Max Eff. % =** | 75 |
| **Max kW / St. =** | 6,47 |

| Q (flow) | 25% | 50% | 75% | 100% |
|---|---|---|---|---|
| NPSH (m) | 2,5 | 2,9 | 3,9 | 7,8 |




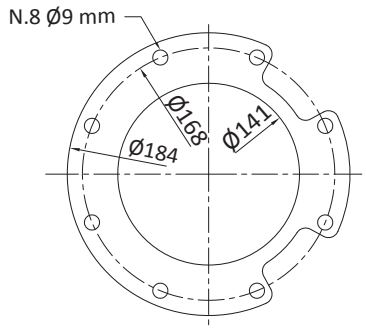


FOR COMMERCIAL TUBE
EXTERNAL DIAMETER: 139,7 mm

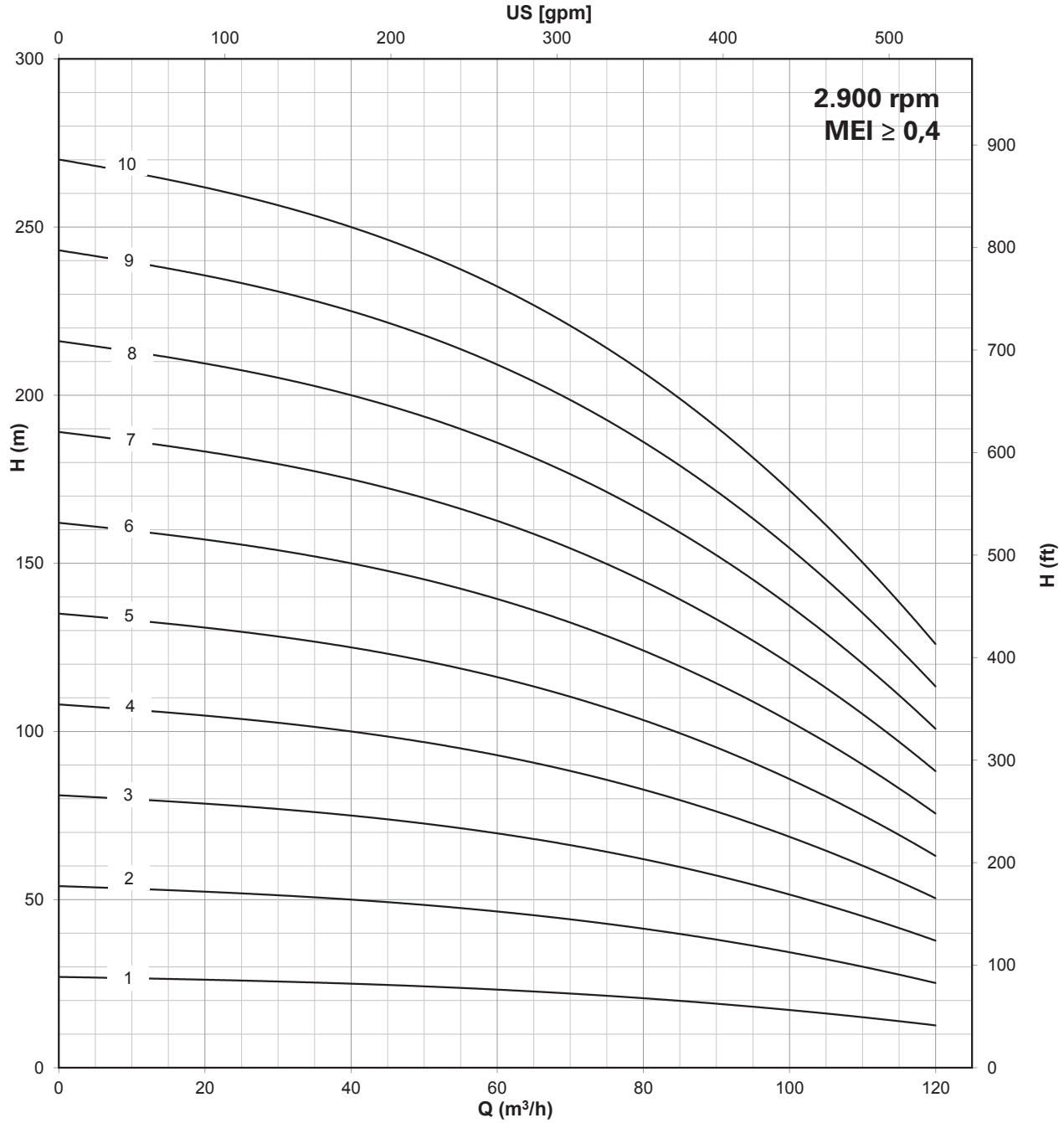


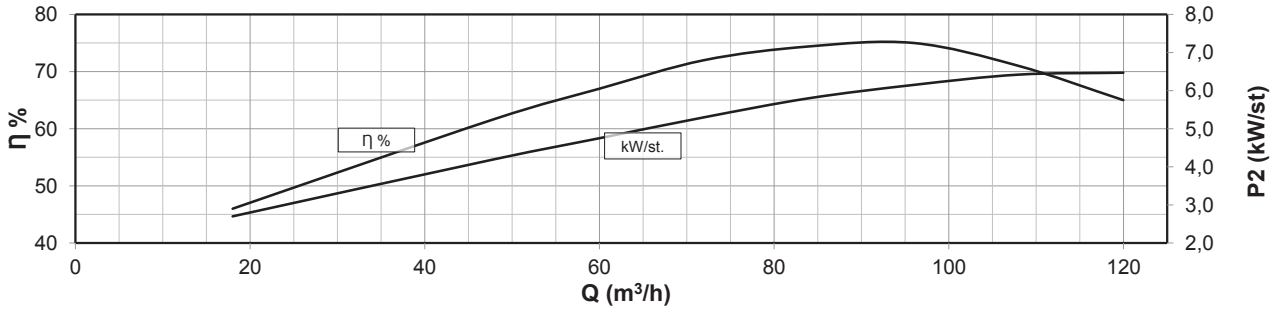


Compatibilità con acqua potabile DM 174 - Drinking water compatibility according DM 174
MEI ≥ 0,4 (direttiva EU No. 547/2012 - regulation EU N. 547/2012)
Per modelli con meno di 3 stadi ridurre l’eff. % del -5% / Models with less than 3 stages reduce the % eff. of 5%

# 8” 8LM 92 AISI 304 (LMS), AISI 316 (LMX), Duplex (LMD)

| Motor 50 Hz - 2900 rpm | | | | | Q | | | | | | | | |
|---|---|---|---|---|---|---|---|---|---|---|---|---|---|
| TYPE | Power | | 400 V | l/min | 0 | 300 | 800 | 1000 | 1200 | 1400 | 1600 | 1800 | 2000 |
| | | | | l/sec | 0 | 5,0 | 13,3 | 16,7 | 20,0 | 23,3 | 26,7 | 30,0 | 33,3 |
| | kW | HP | A | m³/h | 0 | 18 | 48 | 60 | 72 | 84 | 96 | 108 | 120 |
| **8LM 92/11** | 75 | 100 | 143,2 | H[m] | 297 | 289 | 267 | 256 | 240 | 221 | 197 | 171 | 139 |
| **8LM 92/12** | 92 | 125 | 175,1 | | 324 | 316 | 292 | 280 | 262 | 241 | 215 | 186 | 151 |
| **8LM 92/13** | 92 | 125 | 175,1 | | 351 | 342 | 316 | 303 | 283 | 261 | 233 | 202 | 164 |
| **8LM 92/14** | 92 | 125 | 175,1 | | 378 | 368 | 340 | 326 | 305 | 281 | 251 | 217 | 176 |
| **8LM 92/15 D** | 110 | 150 | 211,0 | | 405 | 395 | 365 | 350 | 327 | 302 | 269 | 233 | 189 |
| **8LM 92/16 D** | 110 | 150 | 211,0 | | 432 | 421 | 389 | 373 | 349 | 322 | 286 | 248 | 202 |
| **8LM 92/17 D** | 110 | 150 | 211,0 | | 459 | 447 | 413 | 396 | 371 | 342 | 304 | 264 | 214 |
| **8LM 92/18 D** | 130 | 175 | 245,3 | | 486 | 473 | 437 | 419 | 392 | 362 | 322 | 279 | 227 |
| **8LM 92/19 D** | 130 | 175 | 245,3 | | 513 | 500 | 462 | 443 | 414 | 382 | 340 | 295 | 239 |
| **8LM 92/20 D** | 130 | 175 | 245,3 | | 540 | 526 | 486 | 466 | 436 | 402 | 358 | 310 | 252 |

| Motor 50 Hz 2900 rpm | Dimensions (mm) | | | Weight (kg) | |
|---|---|---|---|---|---|
| TYPE | A | B | C | M | P |
| **8LM 92/11** | 3158 | 1775 | 1383 | 230 | 88 |
| **8LM 92/12** | 3483 | 1900 | 1583 | 270 | 94 |
| **8LM 92/13** | 3608 | 2025 | 1583 | 270 | 101 |
| **8LM 92/14** | 3733 | 2150 | 1583 | 270 | 108 |
| **8LM 92/15 D** | 4008 | 2275 | 1733 | 300 | 115 |
| **8LM 92/16 D** | 4133 | 2400 | 1733 | 300 | 122 |
| **8LM 92/17 D** | 4258 | 2525 | 1733 | 300 | 128 |
| **8LM 92/18 D** | 4284 | 2650 | 1634 | 385 | 138 |
| **8LM 92/19 D** | 4409 | 2775 | 1634 | 385 | 145 |
| **8LM 92/20 D** | 4534 | 2900 | 1634 | 385 | 152 |

| | |
|---|---|
| **Max Eff. % =** | 75 |
| **Max kW / St. =** | 6,5 |

| Q (flow) | 25% | 50% | 75% | 100% |
|---|---|---|---|---|
| NPSH (m) | 2,5 | 2,9 | 3,9 | 7,8 |




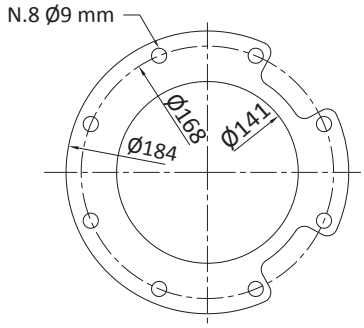


FOR COMMERCIAL TUBE
EXTERNAL DIAMETER: 139,7 mm

“D” Albero pompa in Duplex / Pump shaft in Duplex

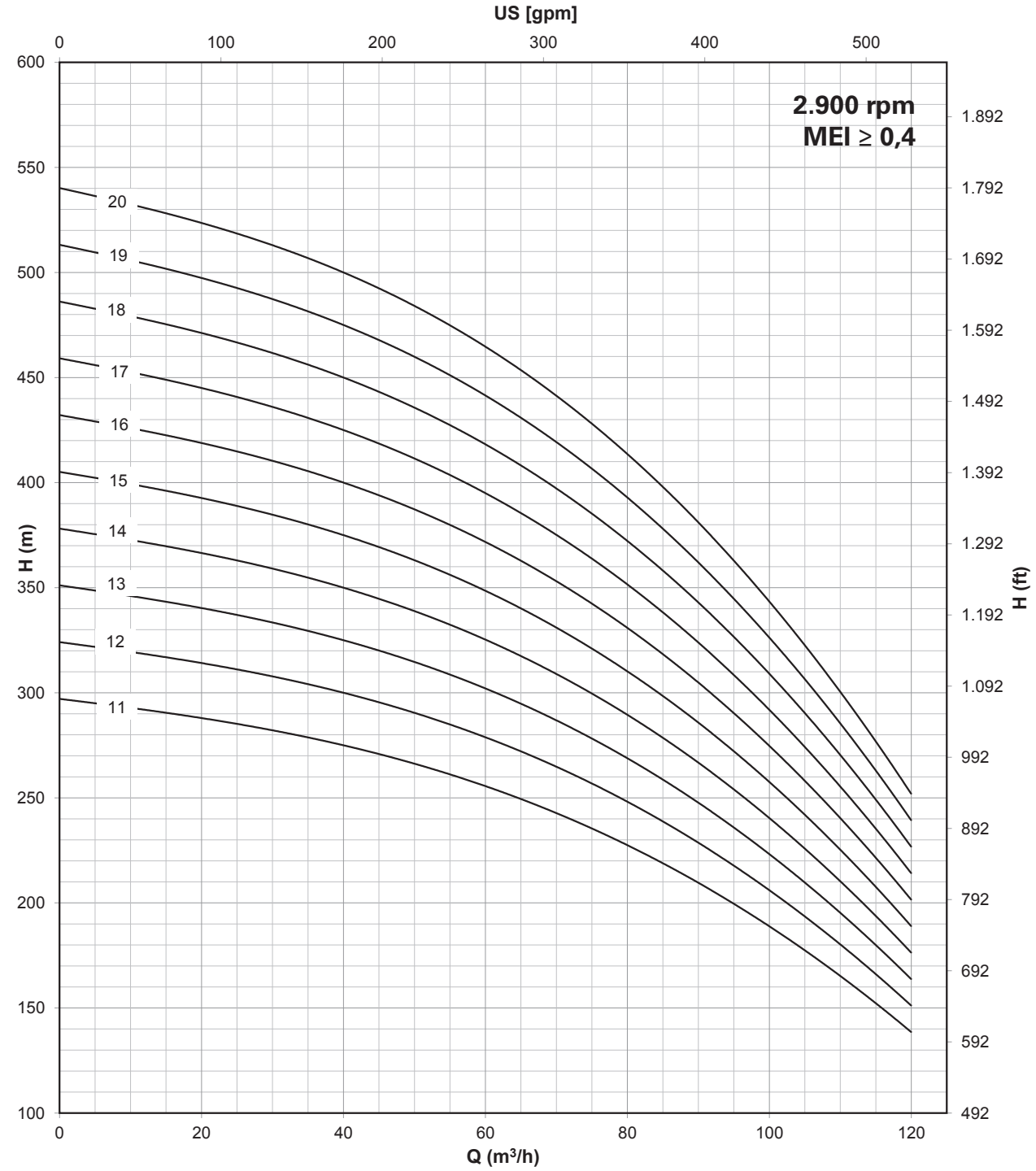


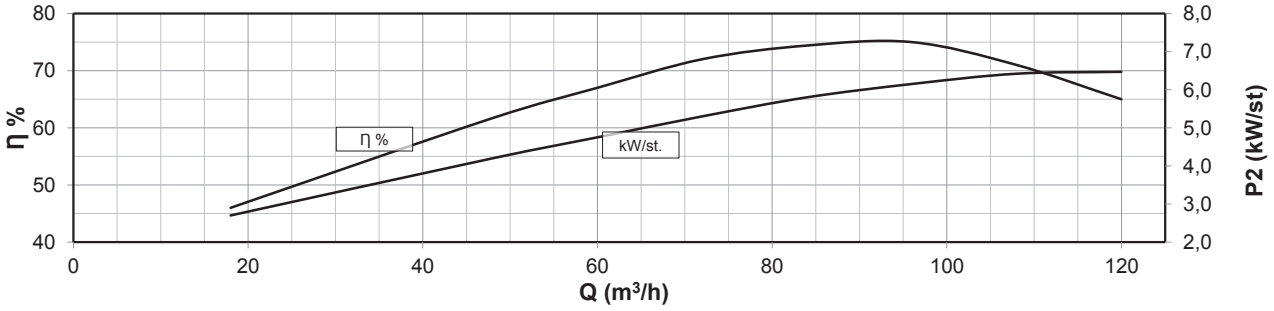


Compatibilità con acqua potabile DM 174 - Drinking water compatibility according DM 174
MEI ≥ 0,4 (direttiva EU No. 547/2012 - regulation EU N. 547/2012)
Per modelli con meno di 3 stadi ridurre l’eff. % del -5% / Models with less than 3 stages reduce the % eff. of 5%

# 8” 8LM 110 AISI 304 (LMS), AISI 316 (LMX), Duplex (LMD)

| Motor 50 Hz - 2900 rpm | | | | | Q | | | | | | | | |
|---|---|---|---|---|---|---|---|---|---|---|---|---|---|
| TYPE | Power | | 400 V | l/min | 0 | 600 | 1200 | 1400 | 1600 | 1800 | 2000 | 2200 | 2400 |
| | | | | l/sec | 0 | 10,0 | 20,0 | 23,3 | 26,7 | 30,0 | 33,3 | 36,7 | 40,0 |
| | kW | HP | A | m³/h | 0 | 36 | 72 | 84 | 96 | 108 | 120 | 132 | 144 |
| **8LM 110/01** | 7,5 | 10 | 16,3 | | 28 | 25 | 22 | 21 | 20 | 19 | 17 | 15 | 13 |
| **8LM 110/02** | 15 | 20 | 31,5 | | 55 | 51 | 44 | 42 | 41 | 38 | 35 | 31 | 26 |
| **8LM 110/03** | 22 | 30 | 45,1 | | 83 | 76 | 65 | 63 | 61 | 57 | 52 | 46 | 38 |
| **8LM 110/04** | 30 | 40 | 61,1 | **H[m]** | 110 | 101 | 87 | 84 | 82 | 76 | 69 | 62 | 51 |
| **8LM 110/05** | 37 | 50 | 75,8 | | 138 | 127 | 109 | 106 | 102 | 96 | 87 | 77 | 64 |
| **8LM 110/06** | 45 | 60 | 86,3 | | 165 | 152 | 131 | 127 | 122 | 115 | 104 | 92 | 77 |
| **8LM 110/07** | 55 | 75 | 106,2 | | 193 | 177 | 153 | 148 | 143 | 134 | 121 | 108 | 90 |

| Motor 50 Hz 2900 rpm | Dimensions (mm) | | | Weight (kg) | |
|---|---|---|---|---|---|
| TYPE | A | B | C | M | P |
| **8LM 110/01** | 1164 | 463 | 701 | 55 | 19 |
| **8LM 110/02** | 1519 | 588 | 931 | 75 | 26 |
| **8LM 110/03** | 1784 | 713 | 1071 | 92 | 32 |
| **8LM 110/04** | 2089 | 838 | 1251 | 108 | 39 |
| **8LM 110/05** | 2304 | 963 | 1341 | 118 | 46 |
| **8LM 110/06** | 2273 | 1150 | 1123 | 178 | 54 |
| **8LM 110/07** | 2508 | 1275 | 1233 | 200 | 60 |

| | |
|---|---|
| **Max Eff. % =** | 77 |
| **Max kW / St. =** | 7,20 |

| Q (flow) | 25% | 50% | 75% | 100% |
|---|---|---|---|---|
| **NPSH (m)** | 2,5 | 2,9 | 3,9 | 7,8 |




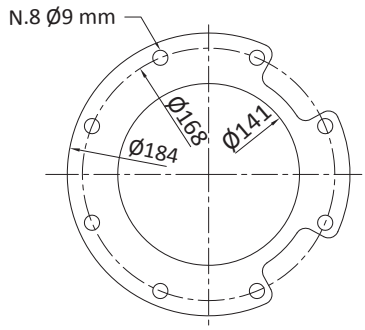


FOR COMMERCIAL TUBE
EXTERNAL DIAMETER: 139,7 mm

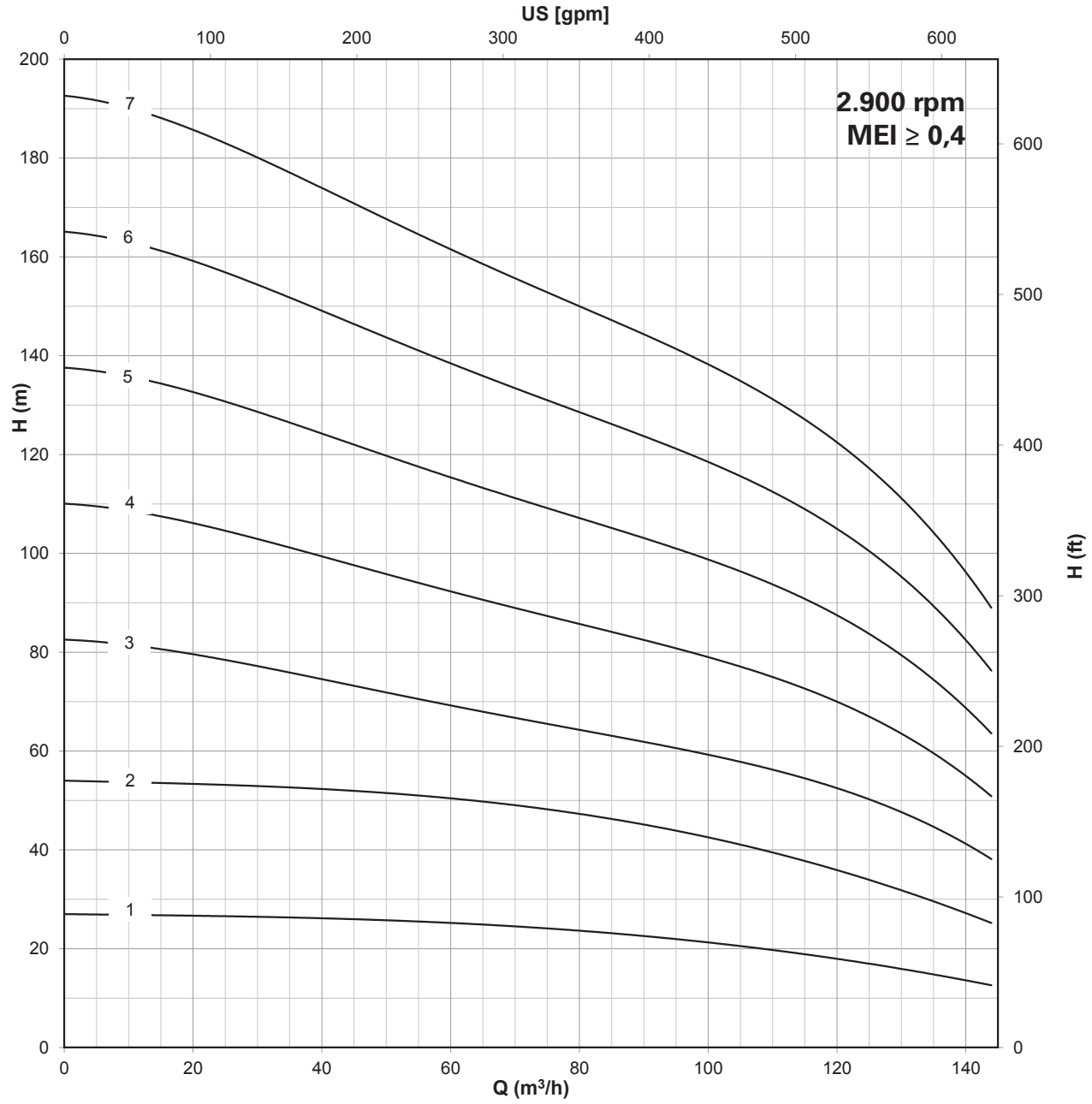


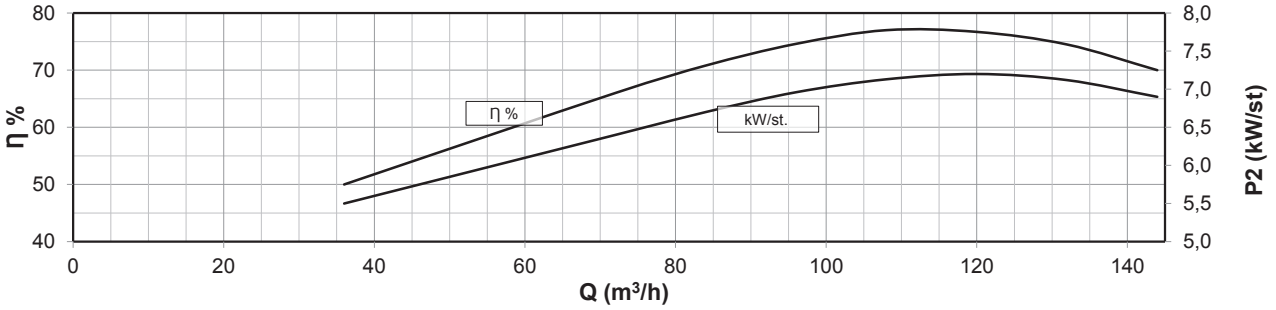


Compatibilità con acqua potabile DM 174 - Drinking water compatibility according DM 174
MEI ≥ 0,4 (direttiva EU No. 547/2012 - regulation EU N. 547/2012)
Per modelli con meno di 3 stadi ridurre l'eff. % del -5% / Models with less than 3 stages reduce the % eff. of 5%

# 8” 8LM 110 AISI 304 (LMS), AISI 316 (LMX), Duplex (LMD)

| Motor 50 Hz - 2900 rpm | | | | | Q | | | | | | | | |
|---|---|---|---|---|---|---|---|---|---|---|---|---|---|
| TYPE | Power | | 400 V | l/min | 0 | 600 | 1200 | 1400 | 1600 | 1800 | 2000 | 2200 | 2400 |
| | | | | l/sec | 0 | 10,0 | 20,0 | 23,3 | 26,7 | 30,0 | 33,3 | 36,7 | 40,0 |
| | kW | HP | A | m³/h | 0 | 36 | 72 | 84 | 96 | 108 | 120 | 132 | 144 |
| **8LM 110/08** | 66 | 90 | 126,0 | | 220 | 202 | 174 | 169 | 163 | 153 | 138 | 123 | 102 |
| **8LM 110/09** | 66 | 90 | 126,0 | | 248 | 228 | 196 | 190 | 184 | 172 | 156 | 139 | 115 |
| **8LM 110/10** | 75 | 100 | 143,2 | | 275 | 253 | 218 | 211 | 204 | 191 | 173 | 154 | 128 |
| **8LM 110/11** | 92 | 125 | 175,1 | | 303 | 278 | 240 | 232 | 224 | 210 | 190 | 169 | 141 |
| **8LM 110/12** | 92 | 125 | 175,1 | | 330 | 304 | 262 | 253 | 245 | 229 | 208 | 185 | 154 |
| **8LM 110/13 D** | 110 | 150 | 211,0 | **H[m]** | 358 | 329 | 283 | 274 | 265 | 248 | 225 | 200 | 166 |
| **8LM 110/14 D** | 110 | 150 | 211,0 | | 385 | 354 | 305 | 295 | 286 | 267 | 242 | 216 | 179 |
| **8LM 110/15 D** | 110 | 150 | 211,0 | | 413 | 380 | 327 | 317 | 306 | 287 | 260 | 231 | 192 |
| **8LM 110/16 D** | 130 | 175 | 245,3 | | 440 | 405 | 349 | 338 | 326 | 306 | 277 | 246 | 205 |
| **8LM 110/17 D** | 130 | 175 | 245,3 | | 468 | 430 | 371 | 359 | 347 | 325 | 294 | 262 | 218 |
| **8LM 110/18 D** | 130 | 175 | 245,3 | | 495 | 455 | 392 | 380 | 367 | 344 | 311 | 277 | 230 |

| Motor 50 Hz 2900 rpm | Dimensions (mm) | | | Weight (kg) | |
|---|---|---|---|---|---|
| TYPE | A | B | C | M | P |
| **8LM 110/08** | 2702 | 1400 | 1302 | 214 | 67 |
| **8LM 110/09** | 2827 | 1525 | 1302 | 214 | 74 |
| **8LM 110/10** | 3033 | 1650 | 1383 | 230 | 81 |
| **8LM 110/11** | 3358 | 1775 | 1583 | 270 | 88 |
| **8LM 110/12** | 3483 | 1900 | 1583 | 270 | 94 |
| **8LM 110/13 D** | 3758 | 2025 | 1733 | 300 | 101 |
| **8LM 110/14 D** | 3883 | 2150 | 1733 | 300 | 108 |
| **8LM 110/15 D** | 4008 | 2275 | 1733 | 300 | 115 |
| **8LM 110/16 D** | 4034 | 2400 | 1634 | 385 | 125 |
| **8LM 110/17 D** | 4159 | 2525 | 1634 | 385 | 132 |
| **8LM 110/18 D** | 4284 | 2650 | 1634 | 385 | 138 |

| | |
|---|---|
| **Max Eff. % =** | 77 |
| **Max kW / St. =** | 7,2 |

| Q (flow) | 25% | 50% | 75% | 100% |
|---|---|---|---|---|
| **NPSH (m)** | 2,5 | 2,9 | 3,9 | 7,8 |




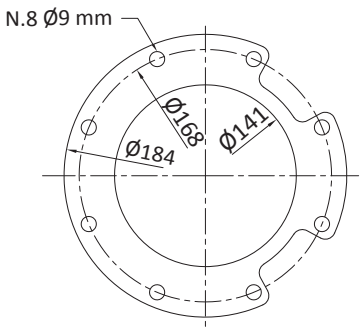


FOR COMMERCIAL TUBE
EXTERNAL DIAMETER: 139,7 mm

“D” Albero pompa in Duplex / Pump shaft in Duplex

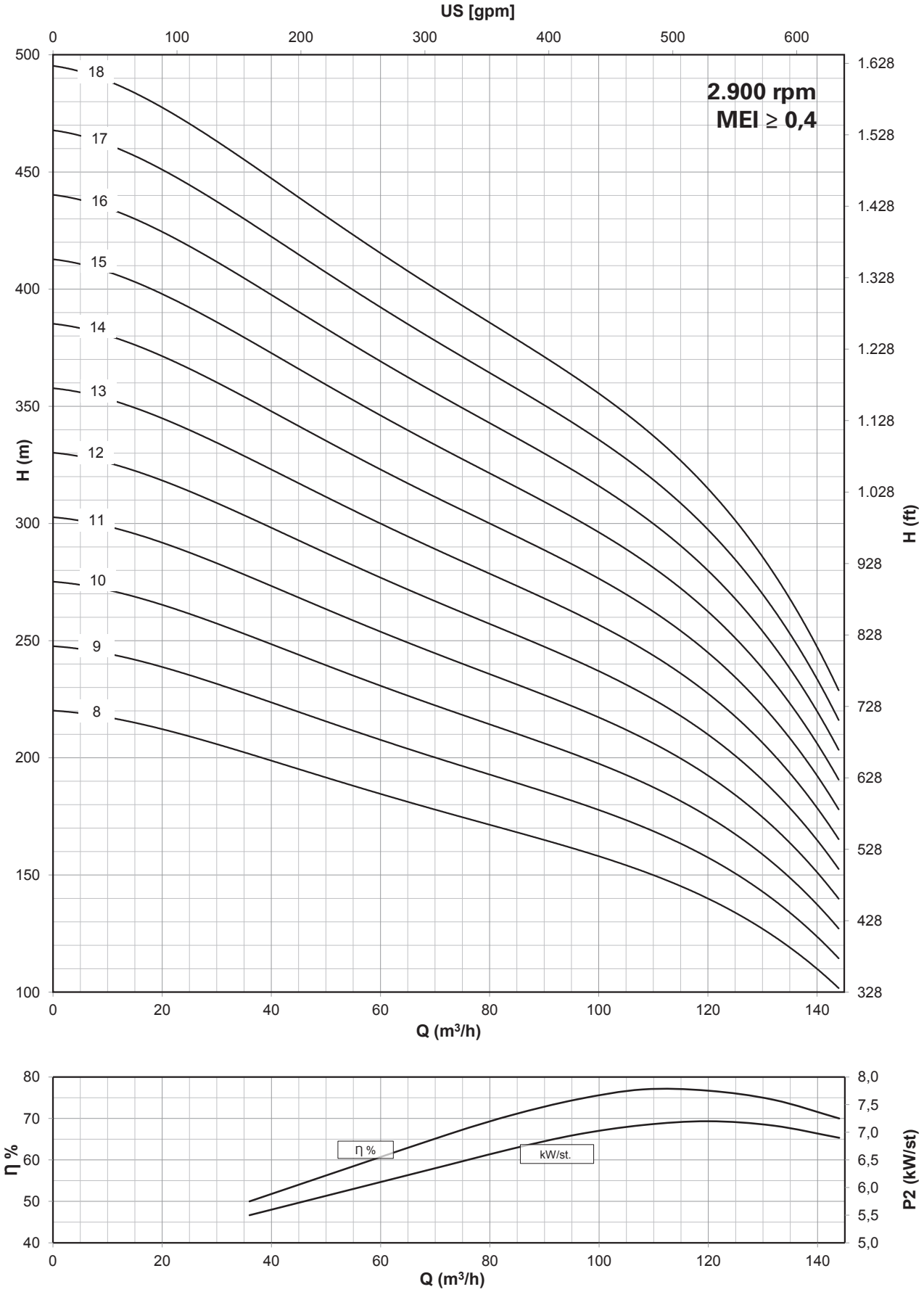


Compatibilità con acqua potabile DM 174 - Drinking water compatibility according DM 174
MEI ≥ 0,4 (direttiva EU No. 547/2012 - regulation EU N. 547/2012)
Per modelli con meno di 3 stadi ridurre l'eff. % del -5% / Models with less than 3 stages reduce the % eff. of 5%

# 8” 8LM 130 AISI 304 (LMS), AISI 316 (LMX), Duplex (LMD)

| Motor 50 Hz - 2900 rpm | | | | | Q | | | | | | | | |
|---|---|---|---|---|---|---|---|---|---|---|---|---|---|
| TYPE | Power | | 400 V | l/min | 0 | 600 | 1600 | 1800 | 2000 | 2200 | 2400 | 2600 | 2800 |
| | | | | l/sec | 0 | 10,0 | 26,7 | 30,0 | 33,3 | 36,7 | 40,0 | 43,3 | 46,7 |
| | kW | HP | A | m³/h | 0 | 36 | 96 | 108 | 120 | 132 | 144 | 156 | 168 |
| 8LM 130/01 | 9,2 | 12,5 | 19,9 | H[m] | 27 | 25 | 21 | 20 | 19 | 18 | 16 | 15 | 12 |
| 8LM 130/02 | 18,5 | 25 | 38,3 | | 54 | 49 | 41 | 40 | 38 | 36 | 33 | 29 | 24 |
| 8LM 130/03 | 26 | 35 | 52,9 | | 81 | 74 | 62 | 59 | 57 | 54 | 49 | 44 | 36 |
| 8LM 130/04 | 37 | 50 | 75,8 | | 108 | 98 | 83 | 79 | 76 | 72 | 66 | 58 | 48 |
| 8LM 130/05 | 45 | 60 | 86,3 | | 135 | 123 | 104 | 99 | 95 | 90 | 82 | 73 | 60 |
| 8LM 130/06 | 55 | 75 | 106,2 | | 162 | 147 | 124 | 119 | 114 | 108 | 98 | 87 | 72 |
| 8LM 130/07 | 66 | 90 | 126,0 | | 189 | 172 | 145 | 139 | 133 | 126 | 115 | 102 | 84 |
| 8LM 130/08 | 75 | 100 | 143,2 | | 216 | 196 | 166 | 158 | 152 | 144 | 131 | 116 | 96 |

| Motor 50 Hz 2900 rpm | Dimensions (mm) | | | Weight (kg) | |
|---|---|---|---|---|---|
| TYPE | A | B | C | M | P |
| 8LM 130/01 | 1214 | 463 | 751 | 60 | 19 |
| 8LM 130/02 | 1579 | 588 | 991 | 83 | 26 |
| 8LM 130/03 | 1894 | 713 | 1181 | 100 | 33 |
| 8LM 130/04 | 2179 | 838 | 1341 | 118 | 40 |
| 8LM 130/05 | 2148 | 1025 | 1123 | 178 | 48 |
| 8LM 130/06 | 2383 | 1150 | 1233 | 200 | 55 |
| 8LM 130/07 | 2577 | 1275 | 1302 | 214 | 62 |
| 8LM 130/08 | 2783 | 1400 | 1383 | 230 | 69 |

| | |
|---|---|
| Max Eff. % = | 78 |
| Max kW / St. = | 8,4 |

| Q (flow) | 25% | 50% | 75% | 100% |
|---|---|---|---|---|
| NPSH (m) | 2,5 | 3 | 3,5 | 8,7 |




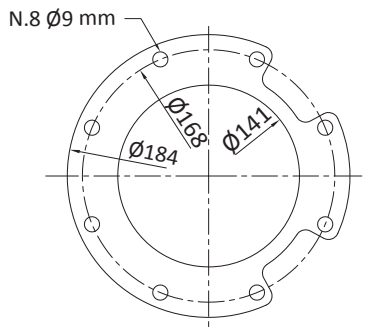


FOR COMMERCIAL TUBE
EXTERNAL DIAMETER: 139,7 mm

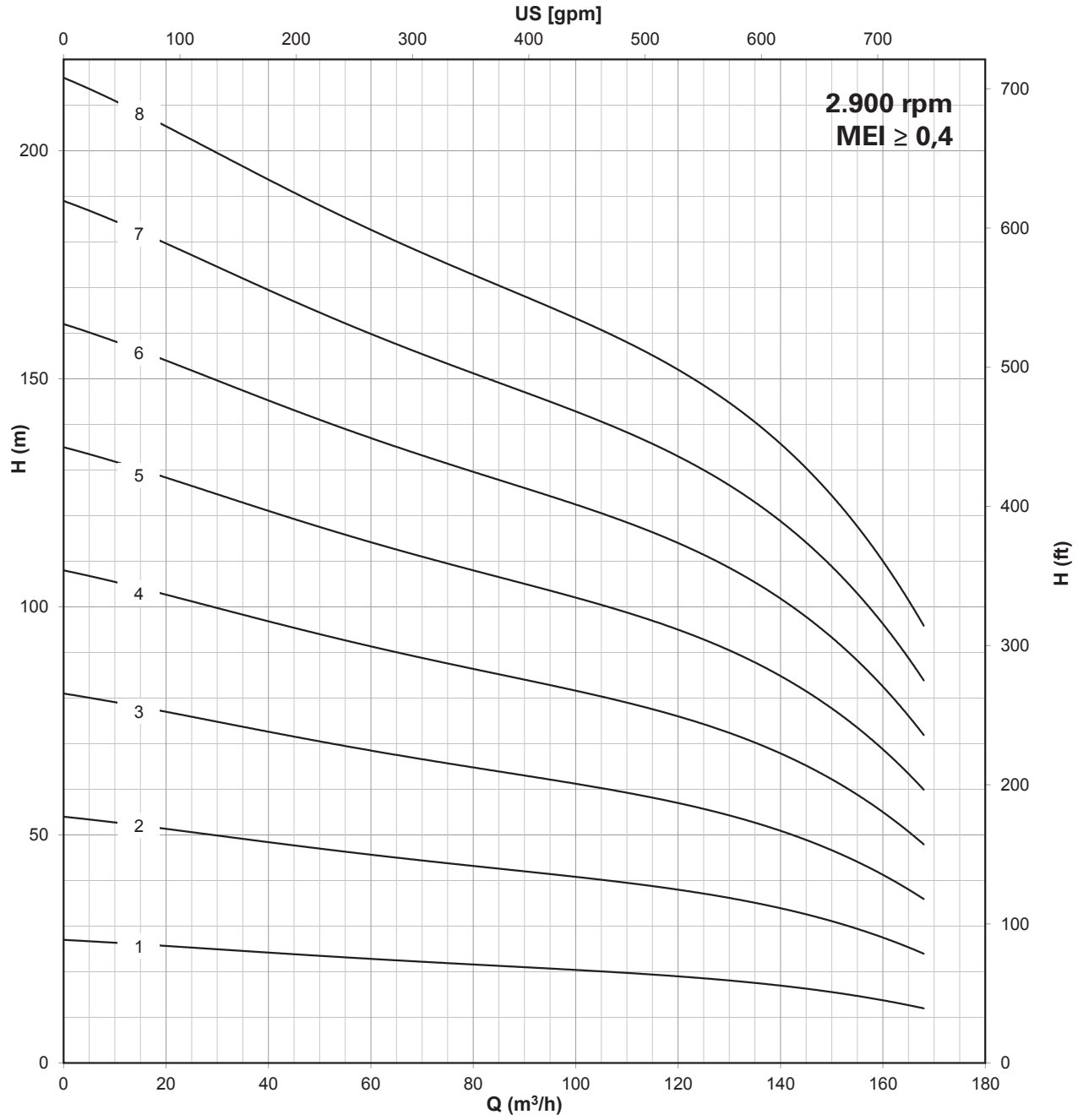


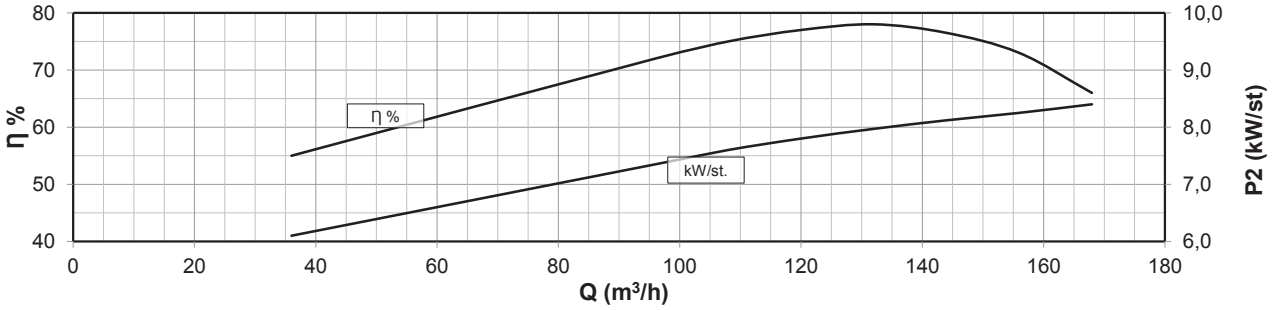


Compatibilità con acqua potabile DM 174 - Drinking water compatibility according DM 174
MEI ≥ 0,4 (direttiva EU No. 547/2012 - regulation EU N. 547/2012)
Per modelli con meno di 3 stadi ridurre l'eff. % del -5% / Models with less than 3 stages reduce the % eff. of 5%

# 8” 8LM 130 AISI 304 (LMS), AISI 316 (LMX), Duplex (LMD)

| Motor 50 Hz - 2900 rpm | | | | | Q | | | | | | | | |
|---|---|---|---|---|---|---|---|---|---|---|---|---|---|
| TYPE | Power | | 400 V | l/min | 0 | 600 | 1600 | 1800 | 2000 | 2200 | 2400 | 2600 | 2800 |
| | | | | l/sec | 0 | 10,0 | 26,7 | 30,0 | 33,3 | 36,7 | 40,0 | 43,3 | 46,7 |
| | kW | HP | A | m³/h | 0 | 36 | 96 | 108 | 120 | 132 | 144 | 156 | 168 |
| 8LM 130/09 | 92 | 125 | 175,1 | H[m] | 243 | 221 | 186 | 178 | 171 | 162 | 148 | 131 | 108 |
| 8LM 130/10 | 92 | 125 | 175,1 | | 270 | 245 | 207 | 198 | 190 | 180 | 164 | 145 | 120 |
| 8LM 130/11 | 110 | 150 | 211,0 | | 297 | 270 | 228 | 218 | 209 | 198 | 180 | 160 | 132 |
| 8LM 130/12 D | 110 | 150 | 211,0 | | 324 | 294 | 248 | 238 | 228 | 216 | 197 | 174 | 144 |
| 8LM 130/13 D | 110 | 150 | 211,0 | | 351 | 319 | 269 | 257 | 247 | 234 | 213 | 189 | 156 |
| 8LM 130/14 D | 130 | 175 | 245,3 | | 378 | 343 | 290 | 277 | 266 | 252 | 230 | 203 | 168 |
| 8LM 130/15 D | 130 | 175 | 245,3 | | 405 | 368 | 311 | 297 | 285 | 270 | 246 | 218 | 180 |
| 8LM 130/16 D | 150 | 200 | 277,2 | | 432 | 392 | 331 | 317 | 304 | 288 | 262 | 232 | 192 |
| 8LM 130/17 D | 150 | 200 | 277,2 | | 459 | 417 | 352 | 337 | 323 | 306 | 279 | 247 | 204 |
| 8LM 130/18 D | 165 | 225 | 313,3 | | 486 | 441 | 373 | 356 | 342 | 324 | 295 | 261 | 216 |

| Motor 50 Hz 2900 rpm | Dimensions (mm) | | | Weight (kg) | |
|---|---|---|---|---|---|
| TYPE | A | B | C | M | P |
| 8LM 130/09 | 3108 | 1525 | 1583 | 270 | 76 |
| 8LM 130/10 | 3233 | 1650 | 1583 | 270 | 83 |
| 8LM 130/11 | 3508 | 1775 | 1733 | 300 | 90 |
| 8LM 130/12 D | 3633 | 1900 | 1733 | 300 | 97 |
| 8LM 130/13 D | 3758 | 2025 | 1733 | 300 | 104 |
| 8LM 130/14 D | 3784 | 2150 | 1634 | 385 | 114 |
| 8LM 130/15 D | 3909 | 2275 | 1634 | 385 | 121 |
| 8LM 130/16 D | 4134 | 2400 | 1734 | 415 | 128 |
| 8LM 130/17 D | 4259 | 2525 | 1734 | 415 | 135 |
| 8LM 130/18 D | 4504 | 2650 | 1854 | 444 | 142 |

| | |
|---|---|
| Max Eff. % = | 78 |
| Max kW / St. = | 8,4 |

| Q (flow) | 25% | 50% | 75% | 100% |
|---|---|---|---|---|
| NPSH (m) | 2,5 | 3 | 3,5 | 8,7 |




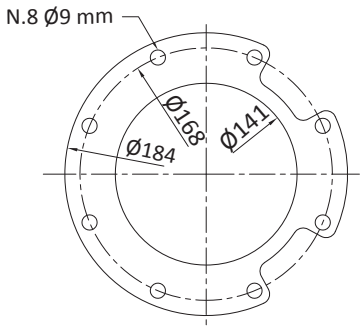


FOR COMMERCIAL TUBE
EXTERNAL DIAMETER: 139,7 mm

“D” Albero pompa in Duplex / Pump shaft in Duplex

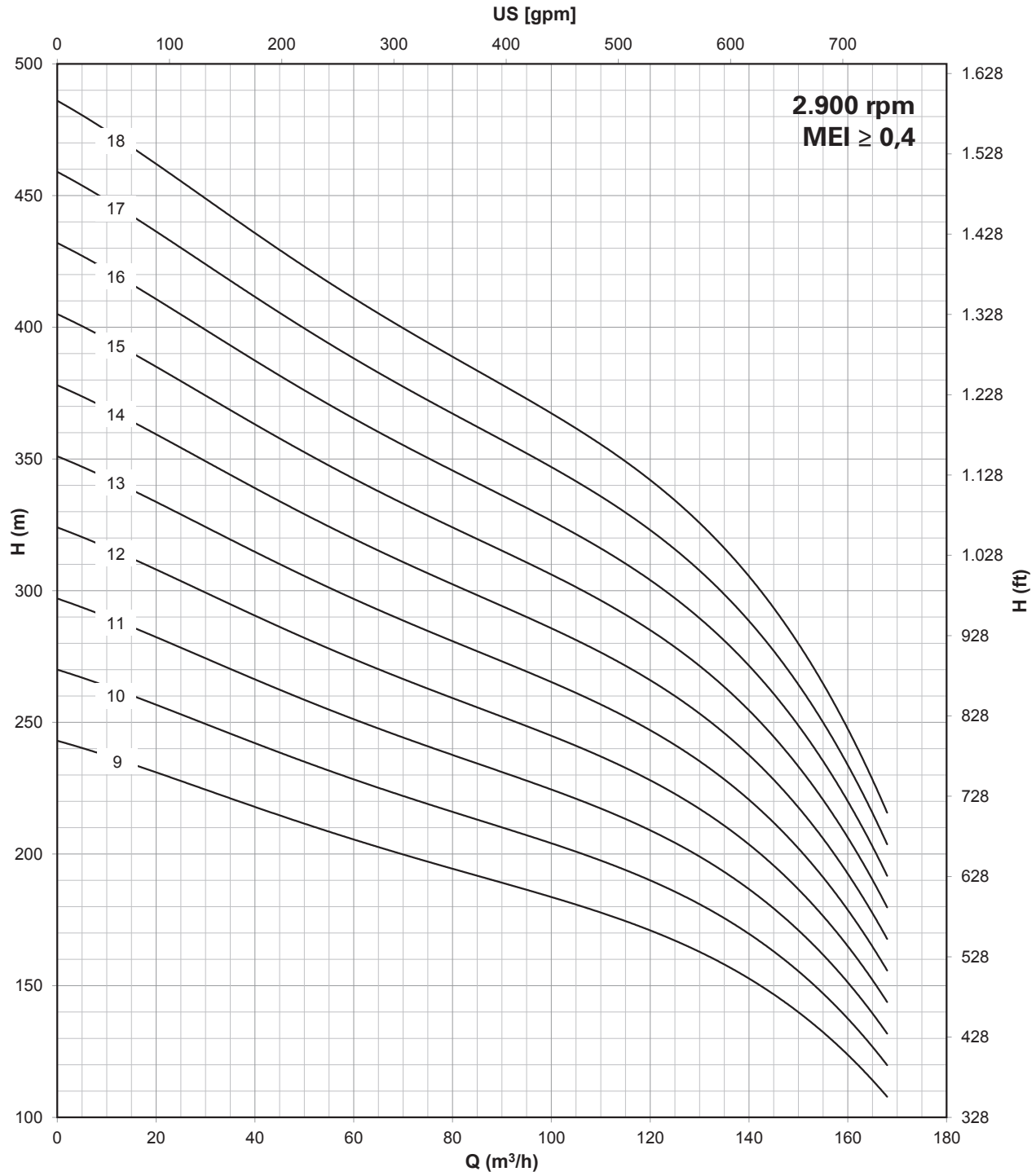


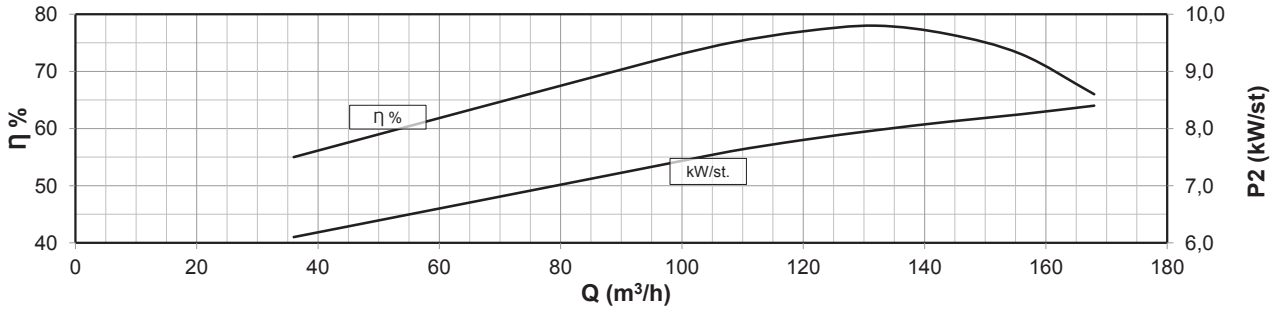


Compatibilità con acqua potabile DM 174 - Drinking water compatibility according DM 174
MEI ≥ 0,4 (direttiva EU No. 547/2012 - regulation EU N. 547/2012)
Per modelli con meno di 3 stadi ridurre l'eff. % del -5% / Models with less than 3 stages reduce the % eff. of 5%

# 8” 8LM 160 AISI 304 (LMS), AISI 316 (LMX), Duplex (LMD)

| Motor 50 Hz - 2900 rpm | | | | | Q | | | | | | | | |
|---|---|---|---|---|---|---|---|---|---|---|---|---|---|
| TYPE | Power | | 400 V | l/min | 0 | 600 | 2000 | 2200 | 2400 | 2600 | 2800 | 3000 | 3200 |
| | | | | l/sec | 0 | 10,0 | 33,3 | 36,7 | 40,0 | 43,3 | 46,7 | 50,0 | 53,3 |
| | kW | HP | A | m³/h | 0 | 36 | 120 | 132 | 144 | 156 | 168 | 180 | 192 |
| 8LM 160/01 | 11 | 15 | 23,4 | H[m] | 25 | 24 | 19 | 18 | 17 | 17 | 16 | 14 | 12 |
| 8LM 160/02 | 22 | 30 | 45,1 | | 50 | 48 | 38 | 36 | 35 | 33 | 31 | 28 | 24 |
| 8LM 160/03 | 30 | 40 | 61,1 | | 75 | 71 | 56 | 54 | 52 | 50 | 47 | 41 | 36 |
| 8LM 160/04 | 45 | 60 | 86,3 | | 100 | 95 | 75 | 72 | 70 | 66 | 62 | 55 | 48 |
| 8LM 160/05 | 55 | 75 | 106,2 | | 125 | 119 | 94 | 91 | 87 | 83 | 78 | 69 | 60 |
| 8LM 160/06 | 66 | 90 | 126,0 | | 150 | 143 | 113 | 109 | 104 | 100 | 93 | 83 | 72 |
| 8LM 160/07 | 66 | 90 | 126,0 | | 175 | 167 | 132 | 127 | 122 | 116 | 109 | 97 | 84 |
| 8LM 160/08 | 92 | 125 | 175,1 | | 200 | 190 | 150 | 145 | 139 | 133 | 124 | 110 | 96 |

| Motor 50 Hz 2900 rpm | Dimensions (mm) | | | Weight (kg) | |
|---|---|---|---|---|---|
| TYPE | A | B | C | M | P |
| 8LM 160/01 | 1299 | 488 | 811 | 65 | 20 |
| 8LM 160/02 | 1709 | 638 | 1071 | 92 | 27 |
| 8LM 160/03 | 2039 | 788 | 1251 | 108 | 35 |
| 8LM 160/04 | 2061 | 938 | 1123 | 178 | 42 |
| 8LM 160/05 | 2383 | 1150 | 1233 | 200 | 50 |
| 8LM 160/06 | 2602 | 1300 | 1302 | 214 | 58 |
| 8LM 160/07 | 2752 | 1450 | 1302 | 214 | 65 |
| 8LM 160/08 | 3183 | 1600 | 1583 | 270 | 73 |

| | |
|---|---|
| Max Eff. % = | 78,5 |
| Max kW / St. = | 9,4 |

| Q (flow) | 25% | 50% | 75% | 100% |
|---|---|---|---|---|
| NPSH (m) | 4 | 4,5 | 7 | 13 |




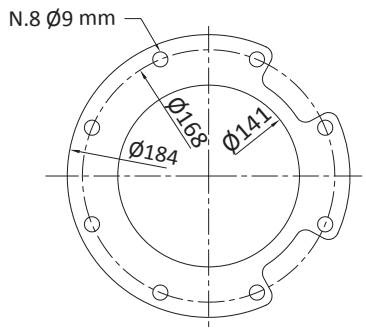


FOR COMMERCIAL TUBE
EXTERNAL DIAMETER: 139,7 mm

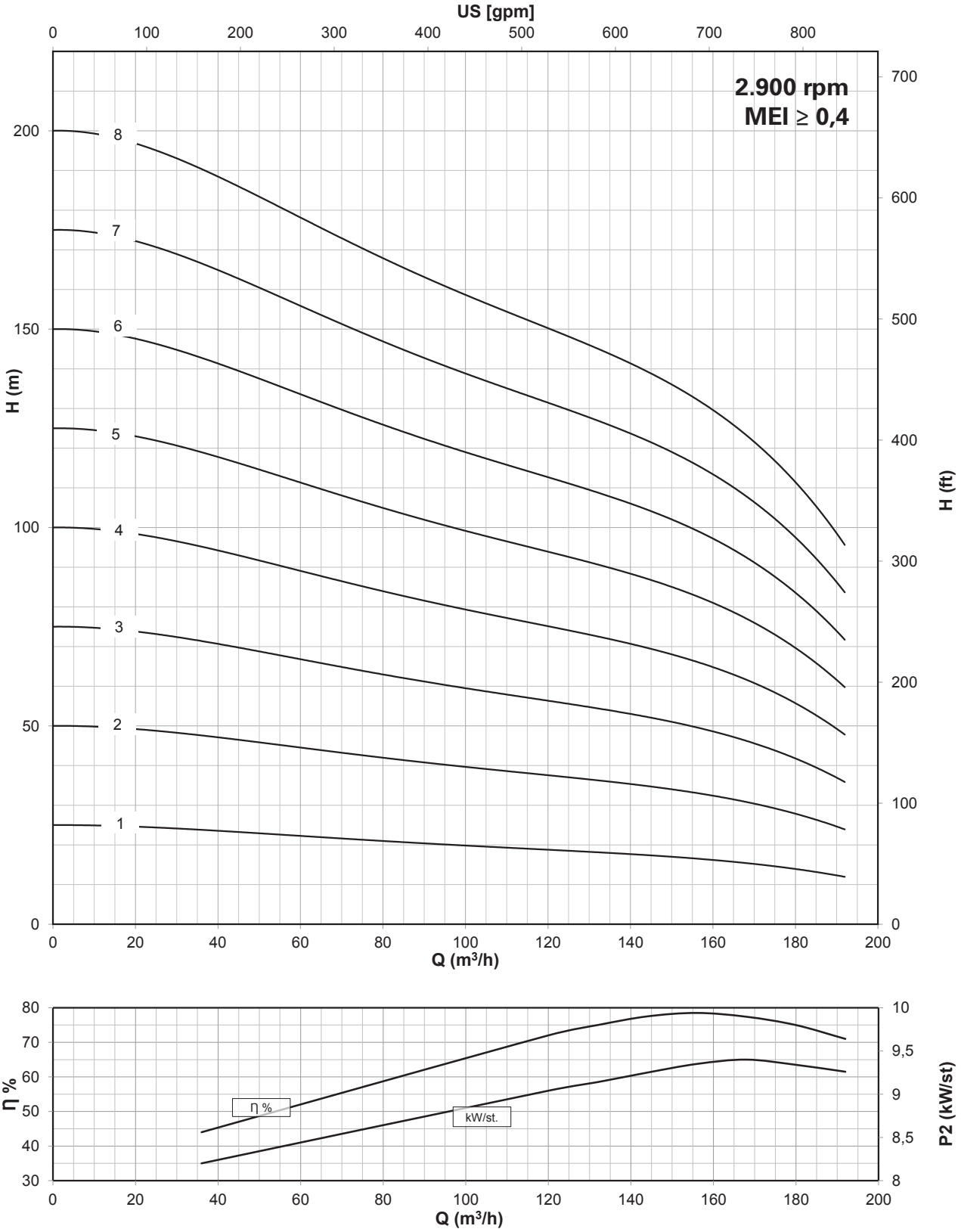


Compatibilità con acqua potabile DM 174 - Drinking water compatibility according DM 174
MEI ≥ 0,4 (direttiva EU No. 547/2012 - regulation EU N. 547/2012)
Per modelli con meno di 3 stadi ridurre l'eff. % del -5% / Models with less than 3 stages reduce the % eff. of 5%

# 8” 8LM 160 AISI 304 (LMS), AISI 316 (LMX), Duplex (LMD)

| Motor 50 Hz - 2900 rpm | | | | | Q | | | | | | | | |
|---|---|---|---|---|---|---|---|---|---|---|---|---|---|
| TYPE | Power | | 400 V | l/min | 0 | 600 | 2000 | 2200 | 2400 | 2600 | 2800 | 3000 | 3200 |
| | | | | l/sec | 0 | 10,0 | 33,3 | 36,7 | 40,0 | 43,3 | 46,7 | 50,0 | 53,3 |
| | kW | HP | A | m³/h | 0 | 36 | 120 | 132 | 144 | 156 | 168 | 180 | 192 |
| 8LM 160/09 | 92 | 125 | 175,1 | H[m] | 225 | 214 | 169 | 163 | 157 | 149 | 140 | 124 | 108 |
| 8LM 160/10 D | 110 | 150 | 211,0 | | 250 | 238 | 188 | 181 | 174 | 166 | 155 | 138 | 120 |
| 8LM 160/11 D | 110 | 150 | 211,0 | | 275 | 262 | 207 | 199 | 191 | 183 | 171 | 152 | 132 |
| 8LM 160/12 D | 130 | 175 | 245,3 | | 300 | 286 | 226 | 217 | 209 | 199 | 186 | 166 | 144 |
| 8LM 160/13 D | 130 | 175 | 245,3 | | 325 | 309 | 244 | 235 | 226 | 216 | 202 | 179 | 156 |
| 8LM 160/14 D | 150 | 200 | 277,2 | | 350 | 333 | 263 | 253 | 244 | 232 | 217 | 193 | 168 |
| 8LM 160/15 D | 150 | 200 | 277,2 | | 375 | 357 | 282 | 272 | 261 | 249 | 233 | 207 | 180 |
| 8LM 160/16 D | 165 | 225 | 313,3 | | 400 | 381 | 301 | 290 | 278 | 266 | 248 | 221 | 192 |
| 8LM 160/17 D | 165 | 225 | 313,3 | | 425 | 405 | 320 | 308 | 296 | 282 | 264 | 235 | 204 |
| 8LM 160/18 D | 185 | 250 | 342,2 | | 450 | 428 | 338 | 326 | 313 | 299 | 279 | 248 | 216 |

| Motor 50 Hz 2900 rpm | Dimensions (mm) | | | Weight (kg) | |
|---|---|---|---|---|---|
| TYPE | A | B | C | M | P |
| 8LM 160/09 | 3333 | 1750 | 1583 | 270 | 80 |
| 8LM 160/10 D | 3633 | 1900 | 1733 | 300 | 88 |
| 8LM 160/11 D | 3783 | 2050 | 1733 | 300 | 95 |
| 8LM 160/12 D | 3834 | 2200 | 1634 | 385 | 103 |
| 8LM 160/13 D | 3984 | 2350 | 1634 | 385 | 114 |
| 8LM 160/14 D | 4234 | 2500 | 1734 | 415 | 121 |
| 8LM 160/15 D | 4384 | 2650 | 1734 | 415 | 129 |
| 8LM 160/16 D | 4654 | 2800 | 1854 | 444 | 136 |
| 8LM 160/17 D | 4804 | 2950 | 1854 | 444 | 144 |
| 8LM 160/18 D | 5084 | 3100 | 1984 | 480 | 151 |

| | |
|---|---|
| Max Eff. % = | 78,5 |
| Max kW / St. = | 9,4 |

| Q (flow) | 25% | 50% | 75% | 100% |
|---|---|---|---|---|
| NPSH (m) | 4 | 4,5 | 7 | 13 |




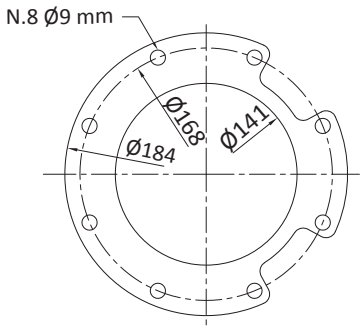


FOR COMMERCIAL TUBE
EXTERNAL DIAMETER: 139,7 mm

“D” Albero pompa in Duplex / Pump shaft in Duplex

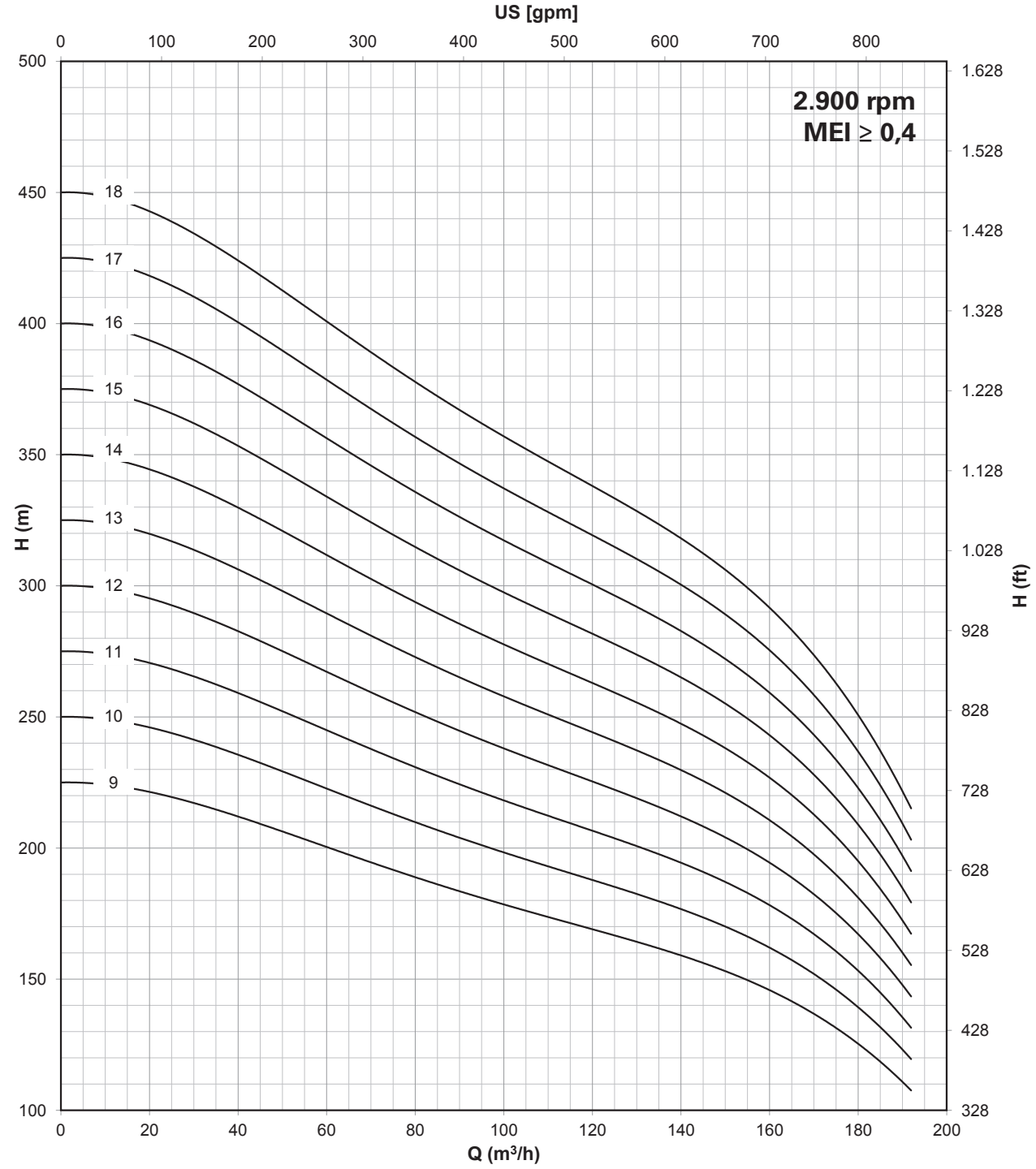


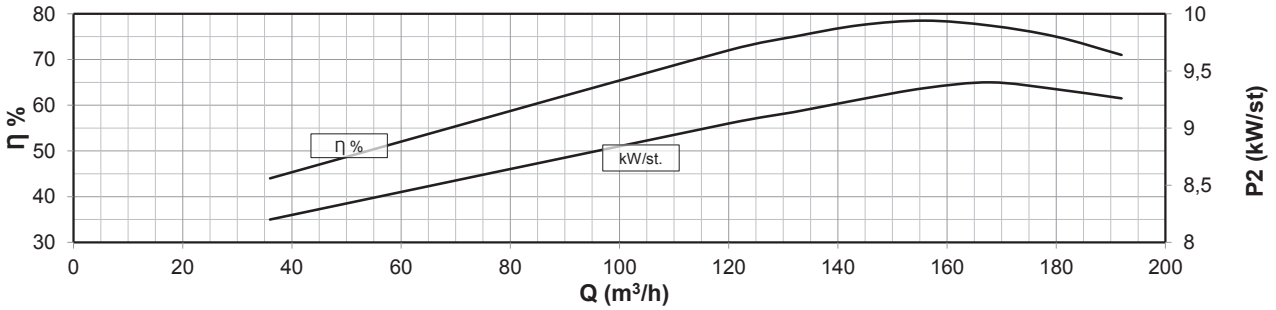


Compatibilità con acqua potabile DM 174 - Drinking water compatibility according DM 174
MEI ≥ 0,4 (direttiva EU No. 547/2012 - regulation EU N. 547/2012)
Per modelli con meno di 3 stadi ridurre l'eff. % del -5% / Models with less than 3 stages reduce the % eff. of 5%

# Elettropompe Sommerse 10” - 12” - 14” Semiassali

# 10” - 12” - 14” Borehole Mix-flow Pumps

# Bombas para Pozos 10” - 12” - 14” Semi Axiales

# Pompes puor Puits de 10” - 12” - 14” Semi Axiales

# 10″ - 12″ - 14″ 10-12LM & E14 lines

| CARATTERISTICHE COSTRUTTIVE / CONSTRUCTION FEATURES<br>CARACTERÍSTICAS CONSTRUCTIVAS / CARACTÉRISTIQUES D'EXÉCUTION | |
|---|---|
| Corpo d'Aspirazione e di Mandata<br>Suction and delivery outlet<br>Caja de Aspiracion y de Impulsión<br>Cage d'aspiration et de refoulement | **AISI 304 (LMS)<br>AISI 316 (LMX - EX)<br>Duplex (LMD - ED)<br>Cast iron (E)** |
| Corpo Valvola<br>Valve body<br>Valvula<br>Plat | **AISI 304 (LMS)<br>AISI 316 (LMX - EX)<br>Duplex (LMD - ED)<br>Cast iron (E)** |
| Giranti e diffusori<br>Impellers and diffusers<br>Rodetes y difusores<br>Turbines et diffuseurs | **AISI 304 (LMS)<br>AISI 316 (LMX - EX)<br>Duplex (LMD - ED)<br>Cast iron (E)** |
| Bronzina superiore<br>Upper bushings<br>Cojinete superior<br>Coussinet de bague supérieur | **NBR** |
| Albero corpo pompa<br>Shaft pump side<br>Eje cuerpo bomba<br>Arbre pompe | **AISI 304 (LMS)<br>AISI 316 (LMX)<br>Duplex (LMD)<br>AISI 431 (E - EX - ED)** |
| Quantità di sabbia nell'acqua<br>Quantity of sand in the water<br>Cantidad de arena en el agua<br>Quantité de sable dans l'eau | **max 100 gr/m³** |
| **MOTORE / MOTOR / MOTOR / MOTEUR** | |
| Asincrono 2 poli<br>Asynchronous 2 pole<br>Asíncrono 2 polos<br>Asinchrone 2 pôles | riavvolgibile in bagno d'acqua<br>rewindable water cooled<br>bobinable en baño de agua<br>enroulable en bain d'eau |
| Classe di isolamento<br>Insulation class<br>Clase de aislamiento<br>Classe d'isolation | **Y (max 30 °C) - PPC winding type<br>F (max 50 °C) - PE2+PA or LPE winding type** |
| Grado di protezione<br>Protection degree<br>Grado de protección<br>protection | **IP68** |
| Temperatura del liquido<br>Liquid temperature<br>Temperatura del liquído<br>Température du liquide | **max 30 °C (max 50 °C on request)** |
| Massima profondità d'immersione<br>Maximum immersion depth<br>Sumergencia máxima<br>Profondité maximum d'immersion | **350 m** |

Pompe sommerse centrifughe multistadio per pozzi da 10″, 12″ e 14″. Valvola di ritegno incorporata nella bocca di mandata. Flangia di accoppiamento al motore secondo la normativa NEMA. Applicazioni civili e agricole sono tra le più comuni.

Submersible multistage centrifugal pumps for 10″, 12″ and 14″ wells. Check valve built into the delivery outlet. Pump flange for coupling with motors are made according to NEMA standards. Most common applications are civil and agricultural.

Bombas sumergibles para pozos de 10″, 12″ y 14″. Válvula de retención incorporada en la boca de impulsión. Brida de conexión al motor según norma NEMA. Utilizadas en particular para aplicaciones civiles y agrícolas.

Pompes immergées centrifuges multietagées pour puits de 10″, 12″ et 14″. Clapet de retenue incorporé dans l'orifice de refoulement. Bride d'accouplement au moteur est exécutèe selon normes NEMA. Les applications civiles et agricoles sont parmi les plus communes.

# 10” 10LM 190 AISI 304 (LMS), AISI 316 (LMX), Duplex (LMD)

| Motor 50 Hz - 2900 rpm | | | | | Q | | | | | | | | |
|---|---|---|---|---|---|---|---|---|---|---|---|---|---|
| TYPE | Power | | 400 V | l/min | 0 | 700 | 1800 | 2200 | 2600 | 3000 | 3400 | 3800 | 4000 |
| | | | | l/sec | 0 | 11,7 | 30,0 | 36,7 | 43,3 | 50,0 | 56,7 | 63,3 | 66,7 |
| | kW | HP | A | m³/h | 0 | 42 | 108 | 132 | 156 | 180 | 204 | 228 | 240 |
| 10LM 190/01 DR20 | 18,5 | 25 | 38,3 | H[m] | 35 | 34 | 32 | 30 | 27 | 24 | 21 | 16 | 14 |
| 10LM 190/01 | 22 | 30 | 45,1 | | 42 | 41 | 38 | 36 | 34 | 31 | 28 | 23 | 21 |
| 10LM 190/02 DR10 | 37 | 50 | 75,8 | | 76 | 75 | 70 | 66 | 61 | 55 | 48 | 40 | 35 |
| 10LM 190/02 | 45 | 60 | 86,3 | | 83 | 82 | 77 | 73 | 68 | 62 | 55 | 47 | 41 |
| 10LM 190/03 DR20 | 55 | 75 | 106,2 | | 104 | 102 | 95 | 89 | 82 | 73 | 62 | 49 | 42 |
| 10LM 190/03 | 66 | 90 | 126,0 | | 125 | 124 | 115 | 109 | 102 | 93 | 83 | 70 | 62 |
| 10LM 190/04 DR10 | 75 | 100 | 143,2 | | 152 | 150 | 140 | 132 | 122 | 110 | 96 | 79 | 70 |
| 10LM 190/04 | 92 | 125 | 175,1 | | 166 | 165 | 154 | 146 | 136 | 124 | 110 | 94 | 82 |
| 10LM 190/05 DR10 | 110 | 150 | 211,0 | | 190 | 188 | 175 | 165 | 153 | 138 | 120 | 99 | 87 |
| 10LM 190/05 D | 110 | 150 | 211,0 | | 208 | 206 | 192 | 182 | 170 | 155 | 138 | 117 | 103 |
| 10LM 190/06 DR10 D | 130 | 175 | 245,3 | | 228 | 225 | 210 | 198 | 184 | 166 | 144 | 119 | 104 |
| 10LM 190/06 D | 130 | 175 | 245,3 | | 250 | 247 | 230 | 218 | 204 | 186 | 166 | 140 | 124 |

| Motor 50 Hz 2900 rpm | Dimensions (mm) | | | Weight (kg) | |
|---|---|---|---|---|---|
| TYPE | A | B | C | M | P |
| 10LM 190/01 DR20 | 1616 | 625 | 991 | 83 | 41 |
| 10LM 190/01 | 1696 | 625 | 1071 | 92 | 41 |
| 10LM 190/02 DR10 | 2146 | 805 | 1341 | 118 | 56 |
| 10LM 190/02 | 1928 | 805 | 1123 | 178 | 56 |
| 10LM 190/03 DR20 | 2218 | 985 | 1233 | 200 | 72 |
| 10LM 190/03 | 2287 | 985 | 1302 | 214 | 72 |
| 10LM 190/04 DR10 | 2548 | 1165 | 1383 | 230 | 87 |
| 10LM 190/04 | 2748 | 1165 | 1583 | 270 | 87 |
| 10LM 190/05 DR10 | 2898 | 1165 | 1733 | 300 | 87 |
| 10LM 190/05 D | 2898 | 1165 | 1733 | 300 | 87 |
| 10LM 190/06 DR10 D | 2799 | 1165 | 1634 | 385 | 87 |
| 10LM 190/06 D | 2799 | 1165 | 1634 | 385 | 87 |

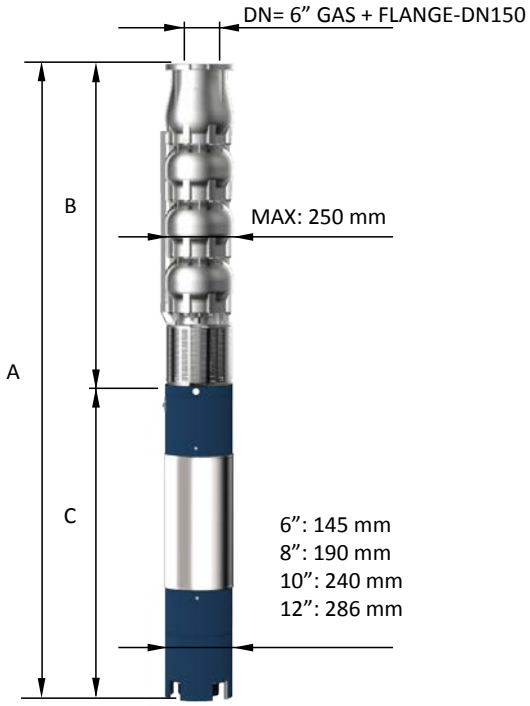


| | |
|---|---|
| Max Eff. % DR20 = | 76,5 |
| Max Eff. % DR10 = | 77,5 |
| Max Eff. % = | 77 |
| Max kW / St. DR20 = | 16 |
| Max kW / St. DR10 = | 18,5 |
| Max kW / St. = | 20,8 |

| Q (flow) | 25% | 50% | 75% | 100% |
|---|---|---|---|---|
| NPSH (m) | 3,4 | 5 | 7,8 | 11,8 |

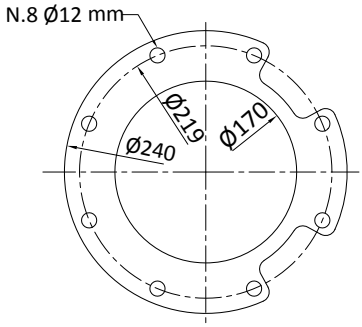


FOR COMMERCIAL TUBE
EXTERNAL DIAMETER: 168,3 mm

“D” Albero pompa in Duplex / Pump shaft in Duplex

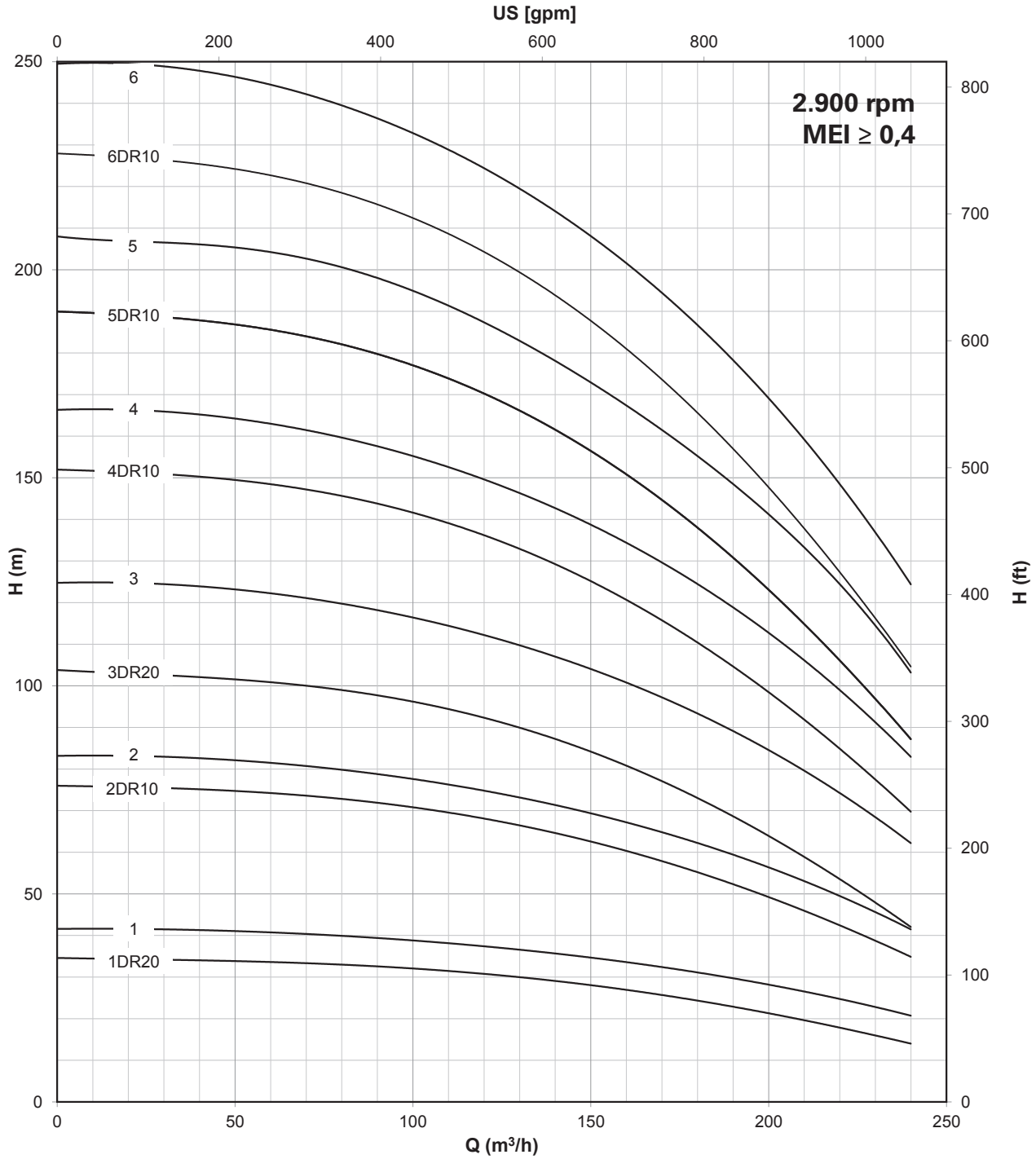


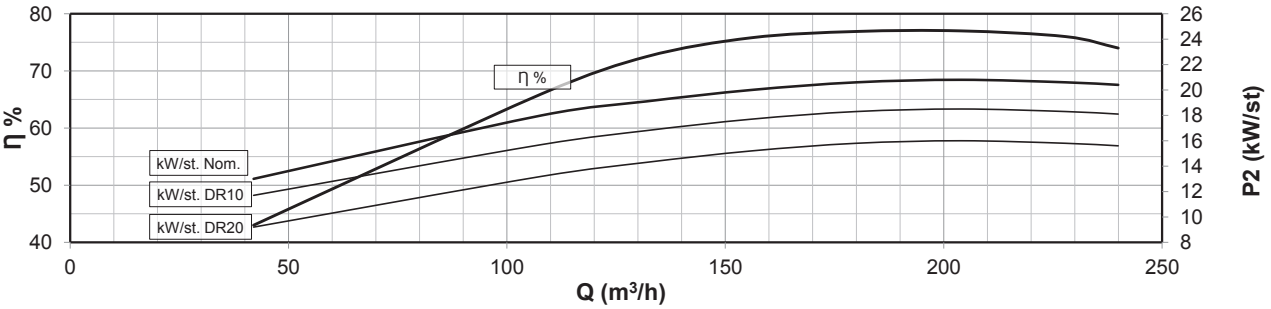


Compatibilità con acqua potabile DM 174 - Drinking water compatibility according DM 174
MEI ≥ 0,4 (direttiva EU No. 547/2012 - regulation EU N. 547/2012)
Per modelli con meno di 3 stadi ridurre l’eff. % del -5% / Models with less than 3 stages reduce the % eff. of 5%

# 10” 10LM 190 AISI 304 (LMS), AISI 316 (LMX), Duplex (LMD)

| Motor 50 Hz - 2900 rpm | | | | | Q | | | | | | | | |
|---|---|---|---|---|---|---|---|---|---|---|---|---|---|
| TYPE | Power | | 400 V | l/min | 0 | 700 | 1800 | 2200 | 2600 | 3000 | 3400 | 3800 | 4000 |
| | | | | l/sec | 0 | 11,7 | 30,0 | 36,7 | 43,3 | 50,0 | 56,7 | 63,3 | 66,7 |
| | kW | HP | A | m³/h | 0 | 42 | 108 | 132 | 156 | 180 | 204 | 228 | 240 |
| **10LM 190/07 DR10 D** | 130 | 175 | 245,3 | | 266 | 263 | 245 | 231 | 214 | 193 | 168 | 139 | 122 |
| **10LM 190/07 D** | 150 | 200 | 277,2 | | 291 | 288 | 269 | 255 | 238 | 217 | 193 | 164 | 144 |
| **10LM 190/08 DR10 D** | 150 | 200 | 277,2 | | 304 | 300 | 280 | 264 | 245 | 221 | 192 | 158 | 139 |
| **10LM 190/08 D** | 185 | 250 | 342,2 | H[m] | 333 | 330 | 307 | 291 | 272 | 248 | 221 | 187 | 165 |
| **10LM 190/09 D** | 220 | 300 | 430,0 | | 374 | 371 | 346 | 328 | 306 | 279 | 248 | 211 | 185 |
| **10LM 190/010 D** | 220 | 300 | 430,0 | | 416 | 412 | 384 | 364 | 340 | 310 | 276 | 234 | 206 |
| **10LM 190/011 D** | 250 | 340 | 481,0 | | 458 | 453 | 422 | 400 | 374 | 341 | 304 | 257 | 227 |

| Motor 50 Hz 2900 rpm | Dimensions (mm) | | | Weight (kg) | |
|---|---|---|---|---|---|
| TYPE | A | B | C | M | P |
| **10LM 190/07 DR10 D** | 3339 | 1705 | 1634 | 385 | 134 |
| **10LM 190/07 D** | 3439 | 1705 | 1734 | 415 | 134 |
| **10LM 190/08 DR10 D** | 3619 | 1885 | 1734 | 415 | 149 |
| **10LM 190/08 D** | 3869 | 1885 | 1984 | 480 | 149 |
| **10LM 190/09 D** | 4175 | 2065 | 2110 | 700 | 165 |
| **10LM 190/010 D** | 4355 | 2245 | 2110 | 700 | 180 |
| **10LM 190/011 D** | 4705 | 2425 | 2280 | 775 | 196 |

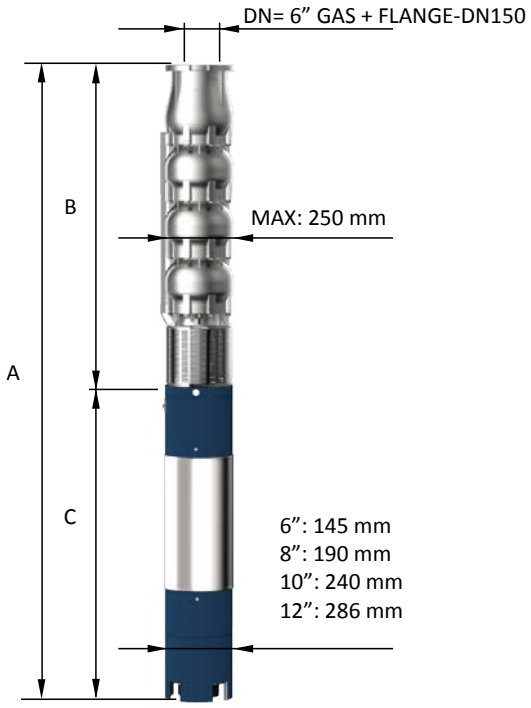


| | |
|---|---|
| **Max Eff. % DR20 =** | 76,5 |
| **Max Eff. % DR10 =** | 77,5 |
| **Max Eff. % =** | 77 |
| **Max kW / St. DR20 =** | 16 |
| **Max kW / St. DR10 =** | 18,5 |
| **Max kW / St. =** | 20,8 |

| Q (flow) | 25% | 50% | 75% | 100% |
|---|---|---|---|---|
| **NPSH (m)** | 3,4 | 5 | 7,8 | 11,8 |

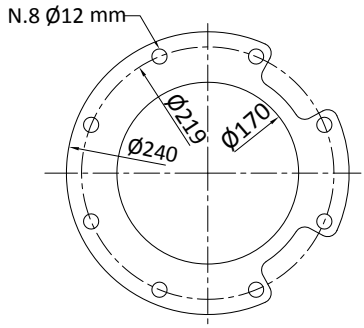


FOR COMMERCIAL TUBE
EXTERNAL DIAMETER: 168,3 mm

“D” Albero pompa in Duplex / Pump shaft in Duplex

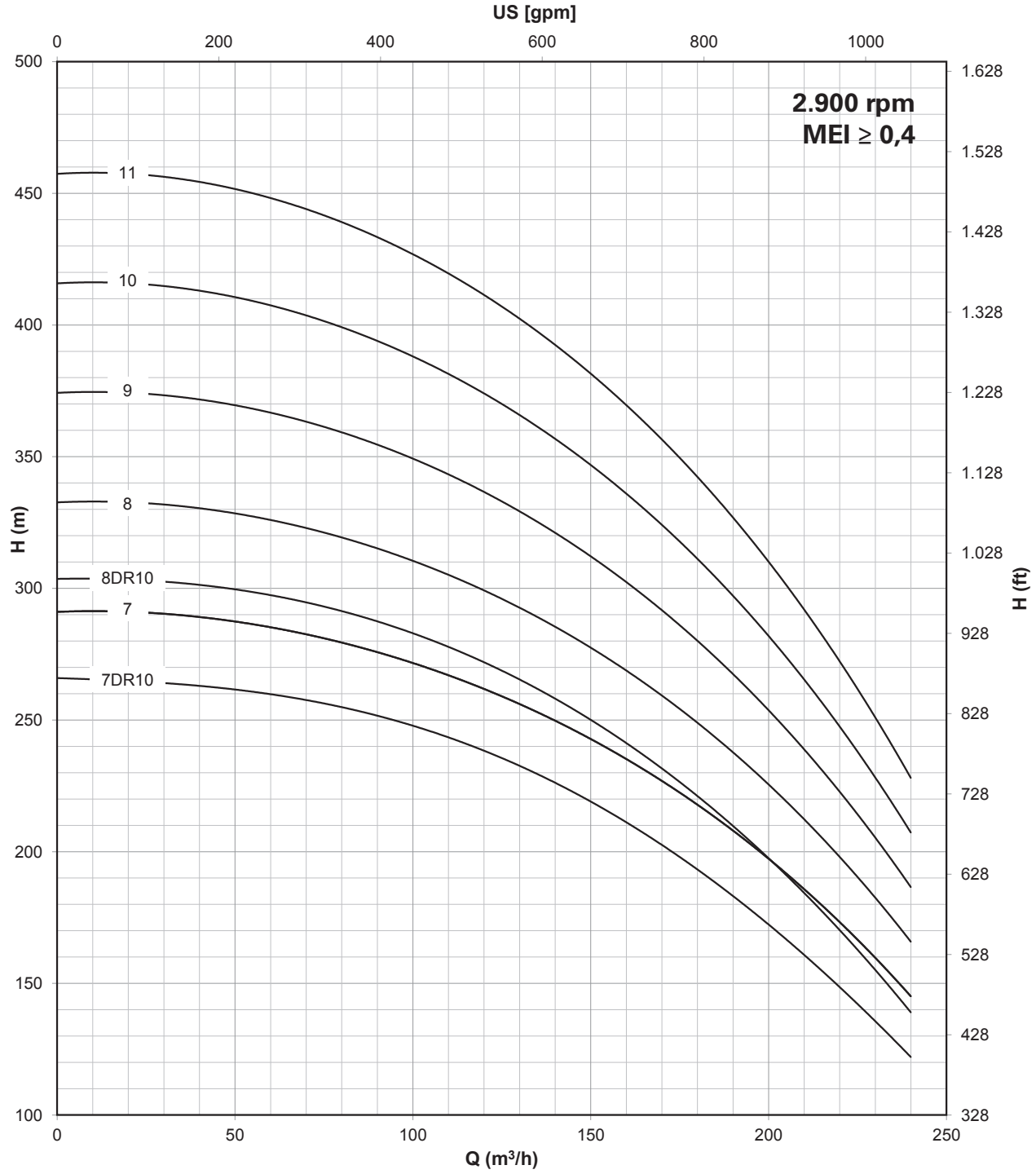


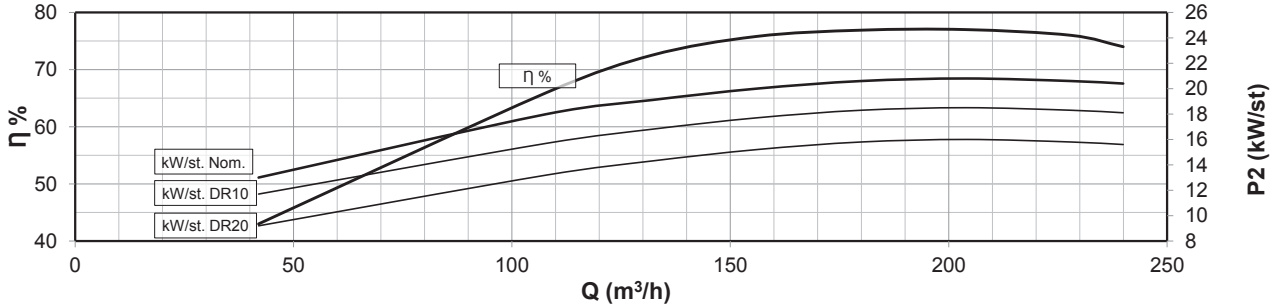


Compatibilità con acqua potabile DM 174 - Drinking water compatibility according DM 174
MEI ≥ 0,4 (direttiva EU No. 547/2012 - regulation EU N. 547/2012)
Per modelli con meno di 3 stadi ridurre l’eff. % del -5% / Models with less than 3 stages reduce the % eff. of 5%

# 10” 10LM 230 AISI 304 (LMS), AISI 316 (LMX), Duplex (LMD)

| Motor 50 Hz - 2900 rpm | | | | | Q | | | | | | | | |
|---|---|---|---|---|---|---|---|---|---|---|---|---|---|
| TYPE | Power | | 400 V | l/min | 0 | 800 | 2200 | 2600 | 3000 | 3400 | 3800 | 4200 | 4600 |
| | | | | l/sec | 0 | 13,3 | 36,7 | 43,3 | 50,0 | 56,7 | 63,3 | 70,0 | 76,7 |
| | kW | HP | A | m³/h | 0 | 48 | 132 | 156 | 180 | 204 | 228 | 252 | 276 |
| 10LM 230/01 DR20 | 18,5 | 25 | 38,3 | | 37 | 36 | 31 | 29 | 27 | 25 | 23 | 19 | 16 |
| 10LM 230/01 | 26 | 35 | 52,9 | | 44 | 43 | 38 | 36 | 34 | 32 | 30 | 26 | 23 |
| 10LM 230/02 DR20 | 37 | 50 | 75,8 | | 74 | 71 | 62 | 58 | 54 | 50 | 45 | 38 | 32 |
| 10LM 230/02 | 55 | 75 | 106,2 | | 88 | 85 | 75 | 72 | 68 | 64 | 59 | 53 | 46 |
| 10LM 230/03 DR20 | 55 | 75 | 106,2 | | 110 | 107 | 93 | 87 | 81 | 75 | 68 | 57 | 48 |
| 10LM 230/03 DR10 | 66 | 90 | 126,0 | | 121 | 116 | 102 | 98 | 92 | 86 | 78 | 68 | 59 |
| 10LM 230/03 | 75 | 100 | 143,2 | H[m] | 131 | 128 | 113 | 108 | 102 | 96 | 89 | 79 | 69 |
| 10LM 230/04 DR10 | 92 | 125 | 175,1 | | 162 | 154 | 136 | 130 | 122 | 114 | 104 | 91 | 78 |
| 10LM 230/04 | 92 | 125 | 175,1 | | 175 | 170 | 150 | 144 | 136 | 128 | 118 | 106 | 92 |
| 10LM 230/05 DR10 D | 110 | 150 | 211,0 | | 202 | 193 | 170 | 163 | 153 | 143 | 130 | 114 | 98 |
| 10LM 230/05 D | 130 | 175 | 245,3 | | 219 | 213 | 188 | 180 | 170 | 160 | 148 | 132 | 115 |
| 10LM 230/06 DR10 D | 130 | 175 | 245,3 | | 242 | 231 | 204 | 195 | 183 | 171 | 156 | 137 | 117 |
| 10LM 230/06 D | 150 | 200 | 277,2 | | 263 | 255 | 225 | 216 | 204 | 192 | 178 | 159 | 138 |

| Motor 50 Hz 2900 rpm | Dimensions (mm) | | | Weight (kg) | |
|---|---|---|---|---|---|
| TYPE | A | B | C | M | P |
| 10LM 230/01 DR20 | 1616 | 625 | 991 | 83 | 41 |
| 10LM 230/01 | 1806 | 625 | 1181 | 100 | 41 |
| 10LM 230/02 DR20 | 2146 | 805 | 1341 | 118 | 56 |
| 10LM 230/02 | 2038 | 805 | 1233 | 200 | 56 |
| 10LM 230/03 DR20 | 2218 | 985 | 1233 | 200 | 72 |
| 10LM 230/03 DR10 | 2287 | 985 | 1302 | 214 | 72 |
| 10LM 230/03 | 2368 | 985 | 1383 | 230 | 72 |
| 10LM 230/04 DR10 | 2748 | 1165 | 1583 | 270 | 87 |
| 10LM 230/04 | 2748 | 1165 | 1583 | 270 | 87 |
| 10LM 230/05 DR10 D | 3078 | 1345 | 1733 | 300 | 103 |
| 10LM 230/05 D | 3078 | 1345 | 1733 | 300 | 103 |
| 10LM 230/06 DR10 D | 3159 | 1525 | 1634 | 385 | 118 |
| 10LM 230/06 D | 3159 | 1525 | 1634 | 385 | 118 |




| | |
|---|---|
| Max Eff. % DR20 = | 78,4 |
| Max Eff. % DR10 = | 79,5 |
| Max Eff. % = | 79,2 |
| Max kW / St. DR20 = | 17,5 |
| Max kW / St. DR10 = | 19,5 |
| Max kW / St. = | 22,8 |

| Q (flow) | 25% | 50% | 75% | 100% |
|---|---|---|---|---|
| NPSH (m) | 3,4 | 5 | 7,8 | 11,8 |

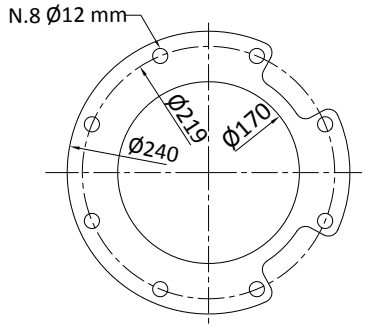


FOR COMMERCIAL TUBE
EXTERNAL DIAMETER: 168,3 mm

“D” Albero pompa in Duplex / Pump shaft in Duplex

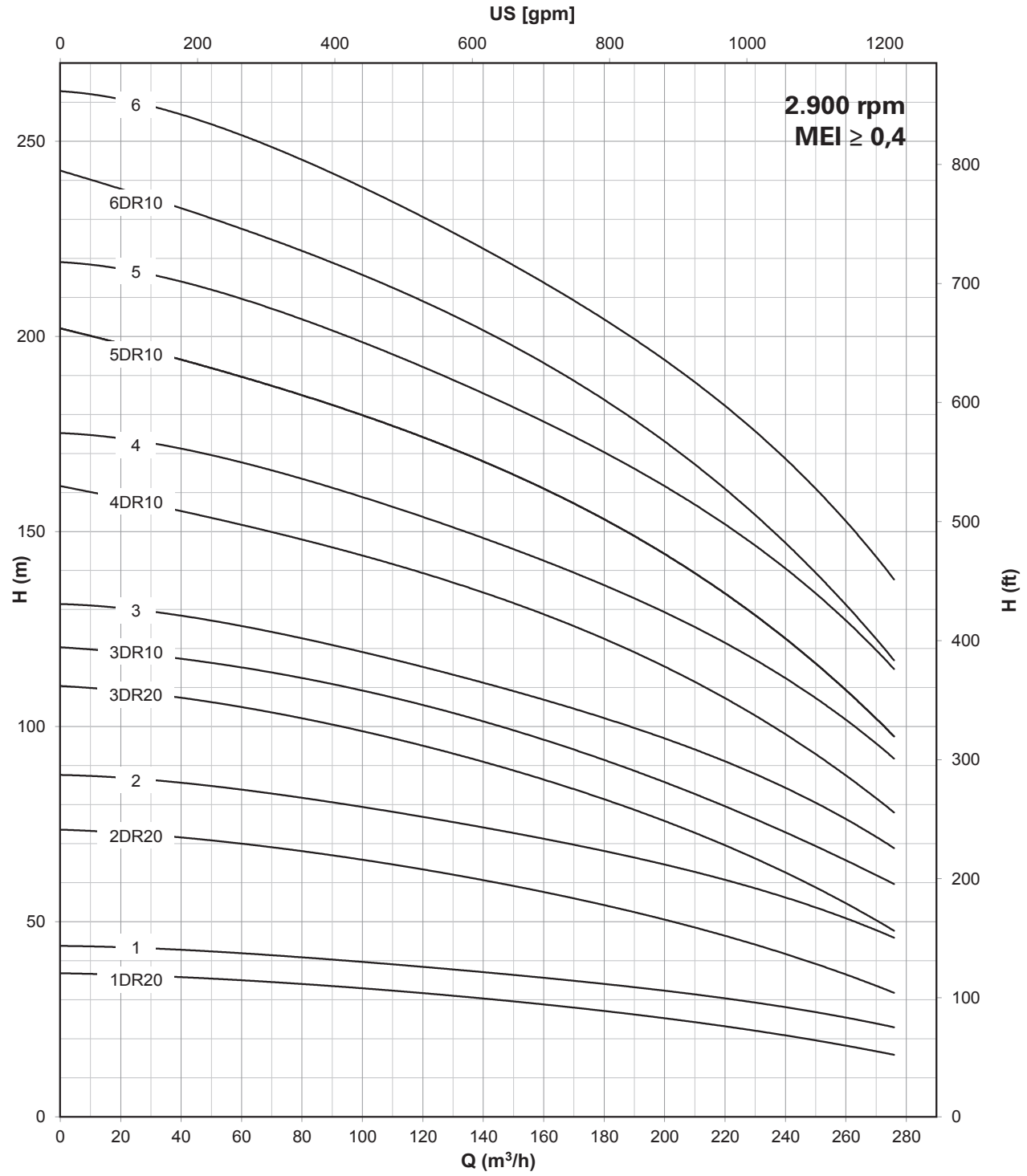


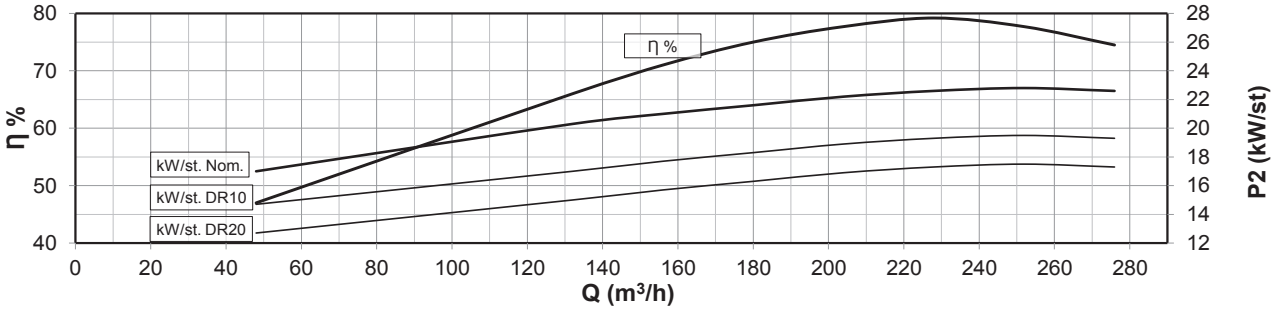


Compatibilità con acqua potabile DM 174 - Drinking water compatibility according DM 174
MEI ≥ 0,4 (direttiva EU No. 547/2012 - regulation EU N. 547/2012)
Per modelli con meno di 3 stadi ridurre l’eff. % del -5% / Models with less than 3 stages reduce the % eff. of 5%

# 10” 10LM 230 AISI 304 (LMS), AISI 316 (LMX), Duplex (LMD)

| Motor 50 Hz - 2900 rpm | | | | | Q | | | | | | | | |
|---|---|---|---|---|---|---|---|---|---|---|---|---|---|
| TYPE | Power | | 400 V | l/min | 0 | 800 | 2200 | 2600 | 3000 | 3400 | 3800 | 4200 | 4600 |
| | | | | l/sec | 0 | 13,3 | 36,7 | 43,3 | 50,0 | 56,7 | 63,3 | 70,0 | 76,7 |
| | kW | HP | A | m³/h | 0 | 48 | 132 | 156 | 180 | 204 | 228 | 252 | 276 |
| 10LM 230/07 DR10 D | 150 | 200 | 277,2 | | 283 | 270 | 238 | 228 | 214 | 200 | 182 | 160 | 137 |
| 10LM 230/07 D | 165 | 225 | 313,3 | | 307 | 298 | 263 | 252 | 238 | 224 | 207 | 185 | 161 |
| 10LM 230/08 DR10 D | 165 | 225 | 313,3 | | 323 | 308 | 272 | 261 | 245 | 229 | 208 | 182 | 157 |
| 10LM 230/08 D | 185 | 250 | 342,2 | H[m] | 350 | 340 | 301 | 288 | 272 | 256 | 237 | 211 | 184 |
| 10LM 230/09 D | 220 | 300 | 430,0 | | 394 | 383 | 338 | 324 | 306 | 288 | 266 | 238 | 207 |
| 10LM 230/10 D | 250 | 340 | 481,0 | | 438 | 425 | 376 | 360 | 340 | 320 | 296 | 264 | 230 |
| 10LM 230/11 D | 250 | 340 | 481,0 | | 482 | 468 | 413 | 396 | 374 | 352 | 326 | 291 | 253 |

| Motor 50 Hz 2900 rpm | Dimensions (mm) | | | Weight (kg) | |
|---|---|---|---|---|---|
| TYPE | A | B | C | M | P |
| 10LM 230/07 DR10 D | 3439 | 1705 | 1734 | 415 | 134 |
| 10LM 230/07 D | 3559 | 1705 | 1854 | 444 | 134 |
| 10LM 230/08 DR10 D | 3739 | 1885 | 1854 | 444 | 149 |
| 10LM 230/08 D | 3869 | 1885 | 1984 | 480 | 149 |
| 10LM 230/09 D | 4175 | 2065 | 2110 | 700 | 165 |
| 10LM 230/10 D | 4355 | 2245 | 2110 | 700 | 180 |
| 10LM 230/11 D | 4705 | 2425 | 2280 | 775 | 196 |

| | |
|---|---|
| Max Eff. % DR20 = | 78,4 |
| Max Eff. % DR10 = | 79,5 |
| Max Eff. % = | 79,2 |
| Max kW / St. DR20 = | 17,5 |
| Max kW / St. DR10 = | 19,5 |
| Max kW / St. = | 22,8 |

| Q (flow) | 25% | 50% | 75% | 100% |
|---|---|---|---|---|
| NPSH (m) | 3,4 | 5 | 7,8 | 11,8 |




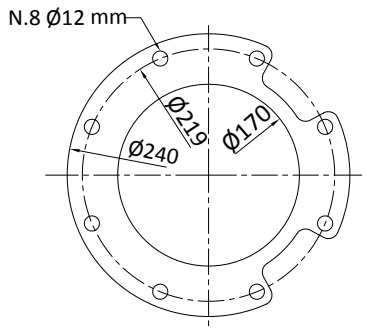


FOR COMMERCIAL TUBE
EXTERNAL DIAMETER: 168,3 mm

“D” Albero pompa in Duplex / Pump shaft in Duplex

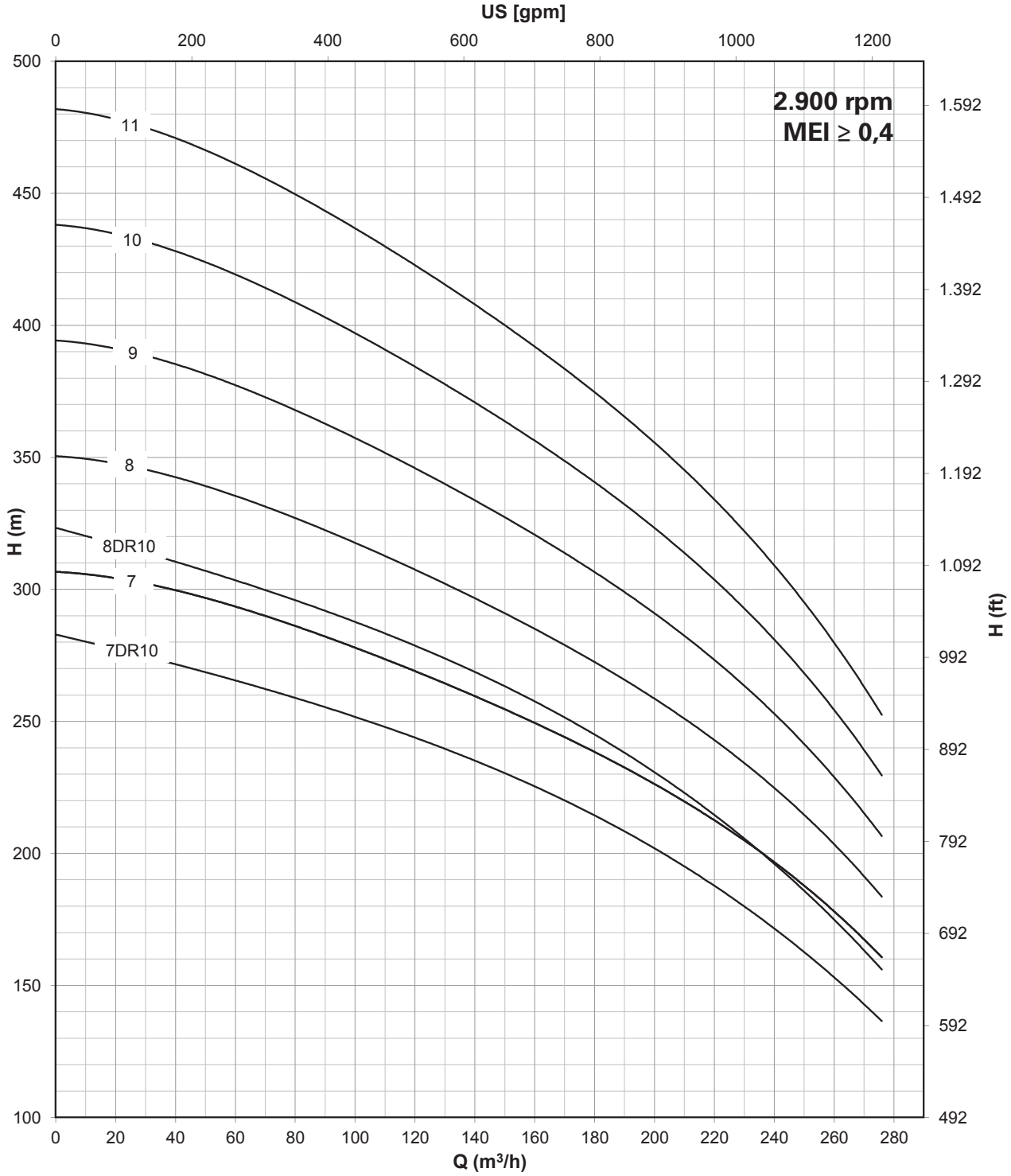


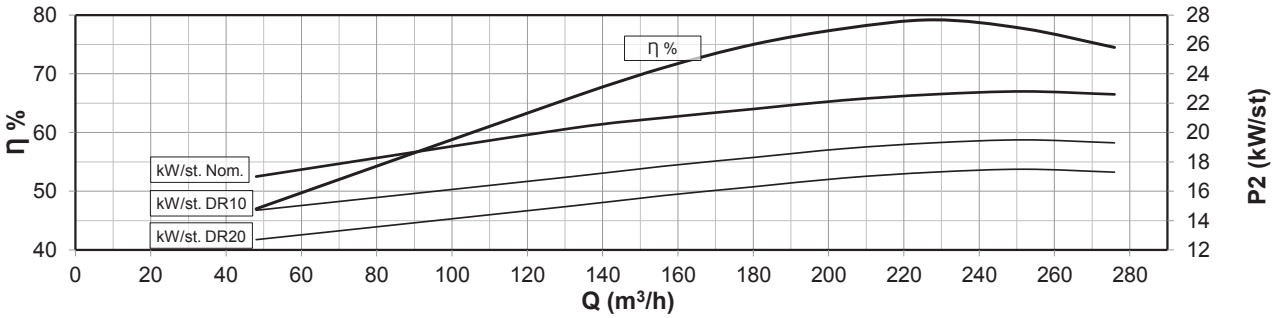


Compatibilità con acqua potabile DM 174 - Drinking water compatibility according DM 174
MEI ≥ 0,4 (direttiva EU No. 547/2012 - regulation EU N. 547/2012)
Per modelli con meno di 3 stadi ridurre l’eff. % del -5% / Models with less than 3 stages reduce the % eff. of 5%

# 10” 10LM 250 AISI 304 (LMS), AISI 316 (LMX), Duplex (LMD)

| Motor 50 Hz - 2900 rpm | | | | | Q | | | | | | | | |
|---|---|---|---|---|---|---|---|---|---|---|---|---|---|
| TYPE | Power | | 400 V | l/min | 0 | 1000 | 3200 | 3600 | 4000 | 4400 | 4800 | 5000 | 5200 |
| | | | | l/sec | 0 | 16,7 | 53,3 | 60,0 | 66,7 | 73,3 | 80,0 | 83,3 | 86,7 |
| | kW | HP | A | m³/h | 0 | 60 | 192 | 216 | 240 | 264 | 288 | 300 | 312 |
| 10LM 250/01 DR20 | 18,5 | 25 | 38,3 | | 31 | 31 | 27 | 25 | 23 | 21 | 18 | 17 | 14 |
| 10LM 250/01 | 30 | 40 | 61,1 | | 44 | 42 | 34 | 32 | 30 | 28 | 26 | 25 | 24 |
| 10LM 250/02 DR20 | 37 | 50 | 75,8 | | 63 | 62 | 54 | 50 | 46 | 42 | 36 | 33 | 27 |
| 10LM 250/02 | 55 | 75 | 106,2 | | 88 | 84 | 67 | 64 | 59 | 56 | 52 | 50 | 48 |
| 10LM 250/03 DR10 | 75 | 100 | 143,2 | | 107 | 107 | 93 | 86 | 80 | 73 | 65 | 59 | 53 |
| 10LM 250/03 | 92 | 125 | 175,1 | H[m] | 132 | 126 | 101 | 96 | 89 | 83 | 78 | 75 | 72 |
| 10LM 250/04 DR10 | 92 | 125 | 175,1 | | 143 | 142 | 124 | 115 | 107 | 97 | 87 | 79 | 70 |
| 10LM 250/04 D | 110 | 150 | 211,0 | | 176 | 168 | 134 | 128 | 118 | 111 | 104 | 100 | 96 |
| 10LM 250/05 DR10 D | 130 | 175 | 245,3 | | 179 | 178 | 155 | 144 | 134 | 121 | 109 | 99 | 88 |
| 10LM 250/05 D | 150 | 200 | 277,2 | | 220 | 210 | 168 | 160 | 148 | 139 | 130 | 125 | 120 |
| 10LM 250/06 D | 165 | 225 | 313,3 | | 264 | 252 | 202 | 192 | 178 | 167 | 156 | 150 | 144 |

| Motor 50 Hz 2900 rpm | Dimensions (mm) | | | Weight (kg) | |
|---|---|---|---|---|---|
| TYPE | A | B | C | M | P |
| 10LM 250/01 DR20 | 1616 | 625 | 991 | 83 | 41 |
| 10LM 250/01 | 1876 | 625 | 1251 | 108 | 41 |
| 10LM 250/02 DR20 | 2146 | 805 | 1341 | 118 | 57 |
| 10LM 250/02 | 2038 | 805 | 1233 | 200 | 57 |
| 10LM 250/03 DR10 | 2368 | 985 | 1383 | 230 | 72 |
| 10LM 250/03 | 2568 | 985 | 1583 | 270 | 72 |
| 10LM 250/04 DR10 | 2748 | 1165 | 1583 | 270 | 88 |
| 10LM 250/04 D | 2898 | 1165 | 1733 | 300 | 88 |
| 10LM 250/05 DR10 D | 2979 | 1345 | 1634 | 385 | 103 |
| 10LM 250/05 D | 2979 | 1345 | 1634 | 385 | 103 |
| 10LM 250/06 D | 3379 | 1525 | 1854 | 444 | 119 |




| | |
|---|---|
| Max Eff. % DR20 = | 79 |
| Max Eff. % DR10 = | 79,5 |
| Max Eff. % = | 79,3 |
| Max kW / St. DR20 = | 18 |
| Max kW / St. DR10 = | 22,5 |
| Max kW / St. = | 27,5 |

| Q (flow) | 25% | 50% | 75% | 100% |
|---|---|---|---|---|
| NPSH (m) | 3,4 | 5 | 7,8 | 11,8 |

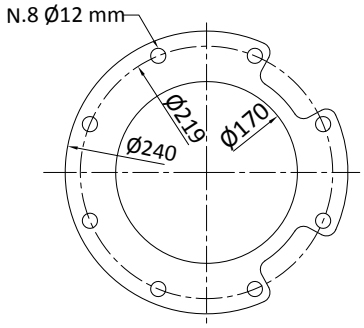


FOR COMMERCIAL TUBE
EXTERNAL DIAMETER: 168,3 mm

“D” Albero pompa in Duplex / Pump shaft in Duplex

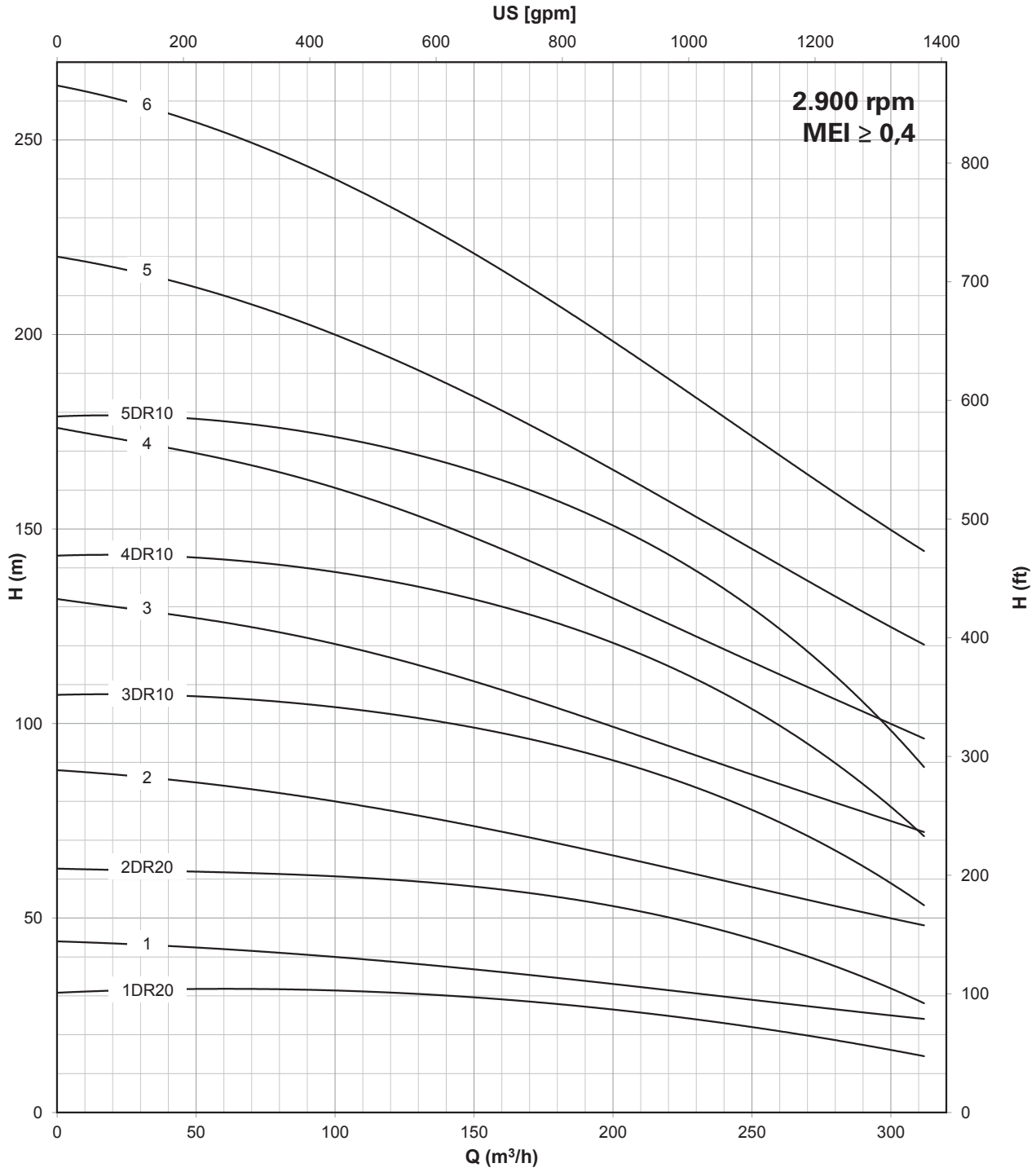


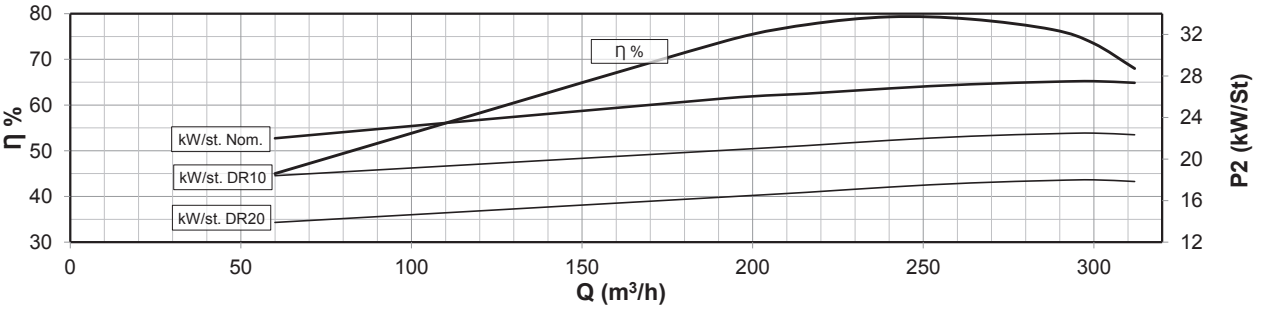


Compatibilità con acqua potabile DM 174 - Drinking water compatibility according DM 174
MEI ≥ 0,4 (direttiva EU No. 547/2012 - regulation EU N. 547/2012)
Per modelli con meno di 3 stadi ridurre l’eff. % del -5% / Models with less than 3 stages reduce the % eff. of 5%

# 10” 10LM 250 AISI 304 (LMS), AISI 316 (LMX), Duplex (LMD)

| Motor 50 Hz - 2900 rpm | | | | | Q | | | | | | | | |
|---|---|---|---|---|---|---|---|---|---|---|---|---|---|
| TYPE | Power | | 400 V | l/min | 0 | 1000 | 3200 | 3600 | 4000 | 4400 | 4800 | 5000 | 5200 |
| | | | | l/sec | 0 | 16,7 | 53,3 | 60,0 | 66,7 | 73,3 | 80,0 | 83,3 | 86,7 |
| | kW | HP | A | m³/h | 0 | 60 | 192 | 216 | 240 | 264 | 288 | 300 | 312 |
| 10LM 250/07 DR10 D | 165 | 225 | 313,3 | | 251 | 249 | 217 | 202 | 188 | 169 | 153 | 139 | 123 |
| 10LM 250/07 D | 220 | 300 | 430,0 | | 308 | 294 | 235 | 224 | 207 | 195 | 182 | 175 | 168 |
| 10LM 250/08 D | 220 | 300 | 430,0 | | 352 | 336 | 269 | 256 | 237 | 222 | 208 | 200 | 192 |
| 10LM 250/09 D | 250 | 340 | 481,0 | H[m] | 396 | 378 | 302 | 288 | 266 | 250 | 234 | 225 | 216 |
| 10LM 250/10 D | 300 | 400 | 551,0 | | 440 | 420 | 336 | 320 | 296 | 278 | 260 | 250 | 240 |
| 10LM 250/11 D | 330 | 450 | 620,0 | | 484 | 462 | 370 | 352 | 326 | 306 | 286 | 275 | 264 |
| 10LM 250/12 D | 330 | 450 | 620,0 | | 528 | 504 | 403 | 384 | 355 | 334 | 312 | 300 | 288 |

| Motor 50 Hz 2900 rpm | Dimensions (mm) | | | Weight (kg) | |
|---|---|---|---|---|---|
| TYPE | A | B | C | M | P |
| 10LM 250/07 DR10 D | 3559 | 1705 | 1854 | 444 | 134 |
| 10LM 250/07 D | 3815 | 1705 | 2110 | 700 | 134 |
| 10LM 250/08 D | 3995 | 1885 | 2110 | 700 | 150 |
| 10LM 250/09 D | 4345 | 2065 | 2280 | 775 | 165 |
| 10LM 250/10 D | 4525 | 2245 | 2280 | 775 | 181 |
| 10LM 250/11 D | 4705 | 2425 | 2280 | 775 | 196 |
| 10LM 250/12 D | 4765 | 2605 | 2160 | 906 | 212 |




| | |
|---|---|
| Max Eff. % DR20 = | 79 |
| Max Eff. % DR10 = | 79,5 |
| Max Eff. % = | 79,3 |
| Max kW / St. DR20 = | 18 |
| Max kW / St. DR10 = | 22,5 |
| Max kW / St. = | 27,5 |

| Q (flow) | 25% | 50% | 75% | 100% |
|---|---|---|---|---|
| NPSH (m) | 3,4 | 5 | 7,8 | 11,8 |

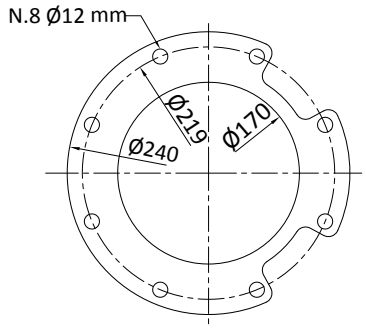


FOR COMMERCIAL TUBE
EXTERNAL DIAMETER: 168,3 mm

“D” Albero pompa in Duplex / Pump shaft in Duplex

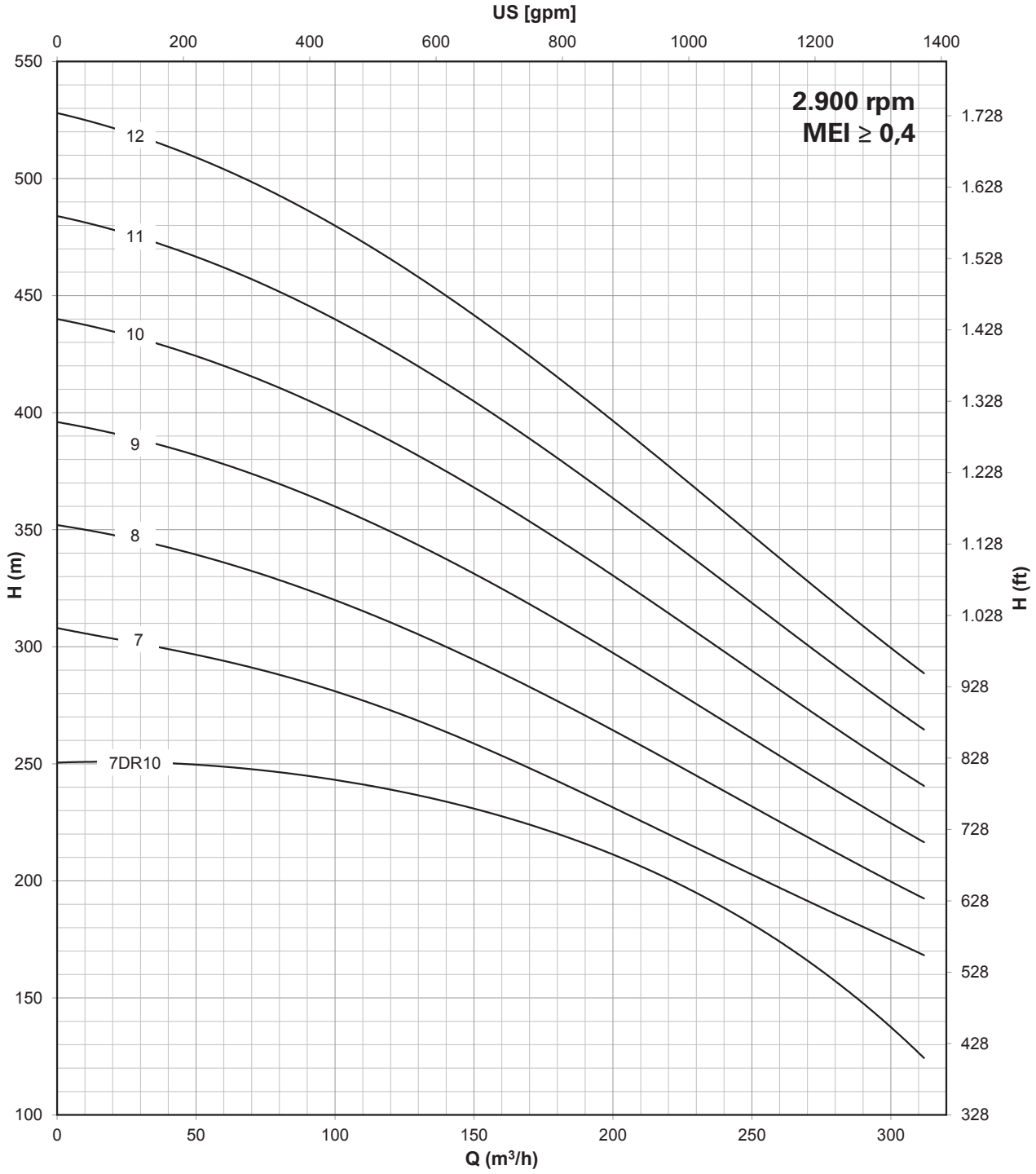


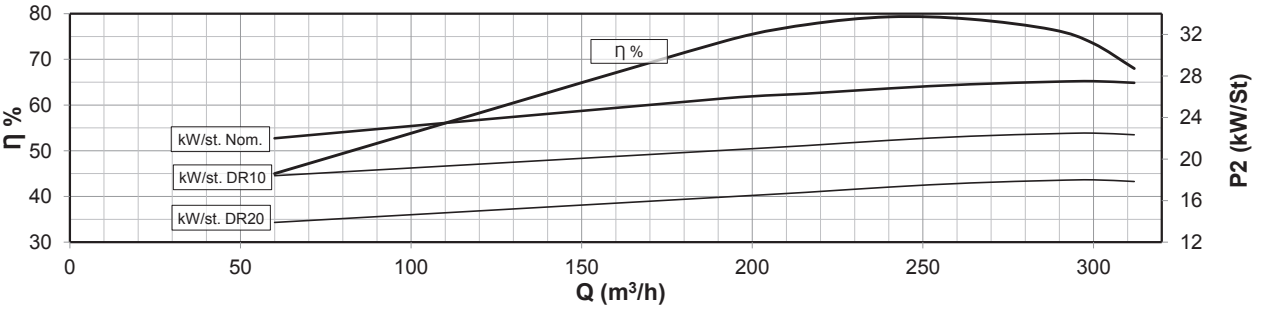


Compatibilità con acqua potabile DM 174 - Drinking water compatibility according DM 174
MEI ≥ 0,4 (direttiva EU No. 547/2012 - regulation EU N. 547/2012)
Per modelli con meno di 3 stadi ridurre l’eff. % del -5% / Models with less than 3 stages reduce the % eff. of 5%

# 10” 10LM 275 AISI 304 (LMS), AISI 316 (LMX), Duplex (LMD)

| Motor 50 Hz - 2900 rpm | | | | | Q | | | | | | | | |
|---|---|---|---|---|---|---|---|---|---|---|---|---|---|
| TYPE | Power | | 400 V | l/min | 0 | 1000 | 3400 | 3800 | 4200 | 4600 | 5000 | 5400 | 5800 |
| | | | | l/sec | 0 | 16,7 | 56,7 | 63,3 | 70,0 | 76,7 | 83,3 | 90,0 | 96,7 |
| | kW | HP | A | m³/h | 0 | 60 | 204 | 228 | 252 | 276 | 300 | 324 | 348 |
| 10LM 275/01 DR20 | 26 | 35 | 52,9 | H[m] | 36 | 36 | 28 | 26 | 25 | 23 | 21 | 19 | 16 |
| 10LM 275/01 | 37 | 50 | 75,8 | | 45 | 44 | 37 | 35 | 34 | 32 | 30 | 28 | 25 |
| 10LM 275/02 DR20 | 55 | 75 | 106,2 | | 72 | 71 | 56 | 52 | 50 | 46 | 42 | 39 | 32 |
| 10LM 275/02 | 66 | 90 | 126,0 | | 90 | 87 | 73 | 70 | 67 | 63 | 60 | 56 | 50 |
| 10LM 275/03 DR10 | 92 | 125 | 175,1 | | 122 | 121 | 97 | 92 | 88 | 82 | 77 | 72 | 62 |
| 10LM 275/03 D | 110 | 150 | 211,0 | | 135 | 131 | 110 | 105 | 101 | 95 | 90 | 85 | 75 |
| 10LM 275/04 DR10 D | 130 | 175 | 245,3 | | 163 | 161 | 130 | 123 | 118 | 110 | 103 | 96 | 83 |
| 10LM 275/04 D | 150 | 200 | 277,2 | | 180 | 175 | 146 | 140 | 134 | 126 | 120 | 113 | 100 |
| 10LM 275/05 DR10 D | 150 | 200 | 277,2 | | 204 | 202 | 162 | 154 | 147 | 137 | 129 | 120 | 104 |
| 10LM 275/05 D | 165 | 225 | 313,3 | | 225 | 219 | 183 | 175 | 168 | 158 | 150 | 141 | 125 |
| 10LM 275/06 DR10 D | 185 | 250 | 342,2 | | 245 | 242 | 194 | 185 | 176 | 164 | 155 | 144 | 125 |
| 10LM 275/06 D | 220 | 300 | 430,0 | | 270 | 262 | 220 | 210 | 202 | 190 | 180 | 169 | 150 |

| Motor 50 Hz 2900 rpm | Dimensions (mm) | | | Weight (kg) | |
|---|---|---|---|---|---|
| TYPE | A | B | C | M | P |
| 10LM 275/01 DR20 | 1806 | 625 | 1181 | 100 | 41 |
| 10LM 275/01 | 1966 | 625 | 1341 | 118 | 41 |
| 10LM 275/02 DR20 | 2038 | 805 | 1233 | 200 | 56 |
| 10LM 275/02 | 2107 | 805 | 1302 | 214 | 56 |
| 10LM 275/03 DR10 | 2568 | 985 | 1583 | 270 | 72 |
| 10LM 275/03 D | 2718 | 985 | 1733 | 300 | 72 |
| 10LM 275/04 DR10 D | 2799 | 1165 | 1634 | 385 | 87 |
| 10LM 275/04 D | 2899 | 1165 | 1734 | 415 | 87 |
| 10LM 275/05 DR10 D | 3079 | 1345 | 1734 | 415 | 103 |
| 10LM 275/05 D | 3199 | 1345 | 1854 | 444 | 103 |
| 10LM 275/06 DR10 D | 3509 | 1525 | 1984 | 480 | 118 |
| 10LM 275/06 D | 3635 | 1525 | 2110 | 700 | 118 |




| | |
|---|---|
| Max Eff. % DR20 = | 76,1 |
| Max Eff. % DR10 = | 77,2 |
| Max Eff. % = | 76,5 |
| Max kW / St. DR20 = | 25 |
| Max kW / St. DR10 = | 29 |
| Max kW / St. = | 33 |

| Q (flow) | 25% | 50% | 75% | 100% |
|---|---|---|---|---|
| NPSH (m) | 3,4 | 5 | 7,8 | 11,8 |

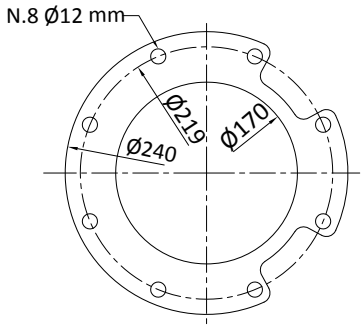


FOR COMMERCIAL TUBE
EXTERNAL DIAMETER: 168,3 mm

“D” Albero pompa in Duplex / Pump shaft in Duplex

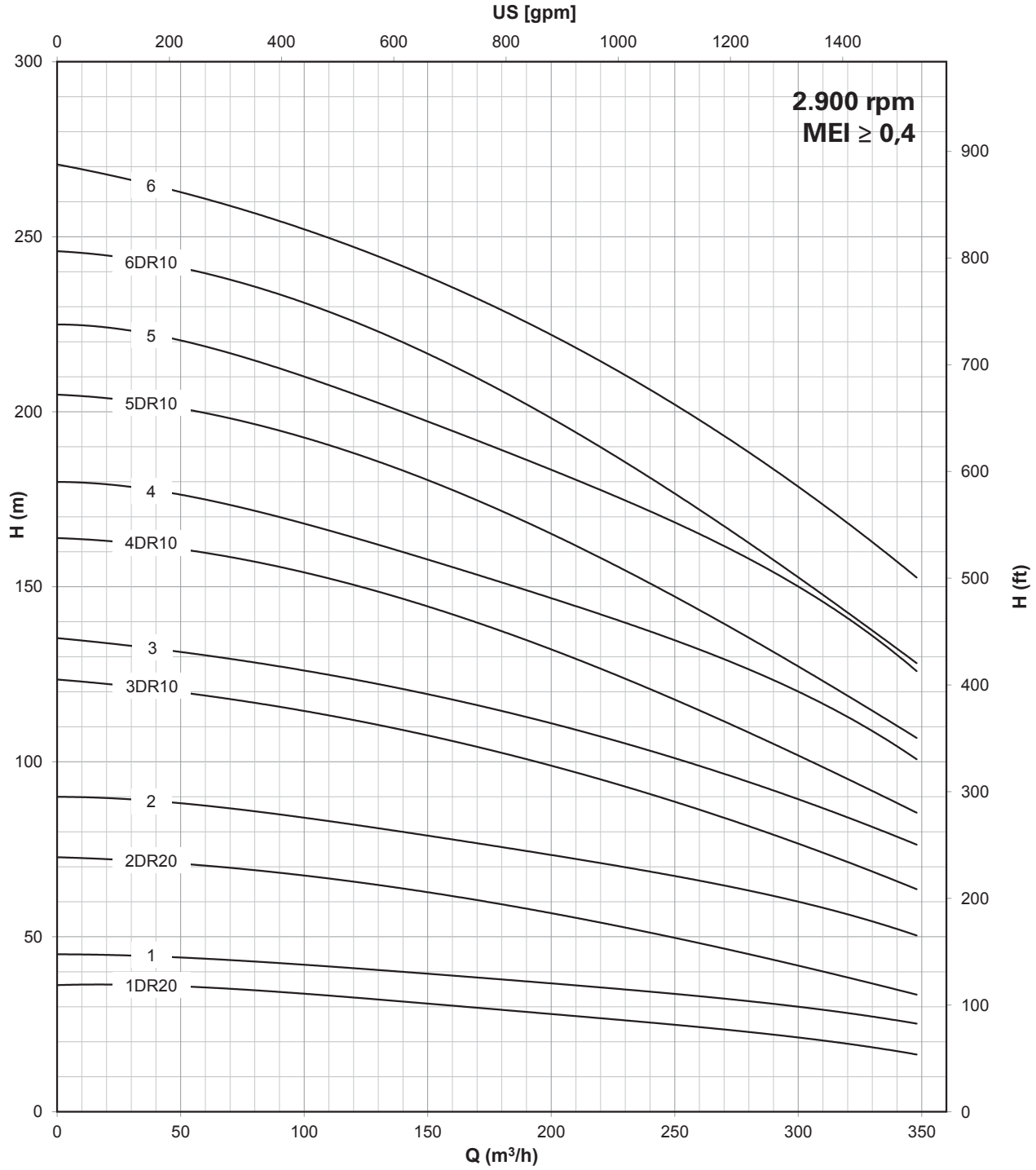


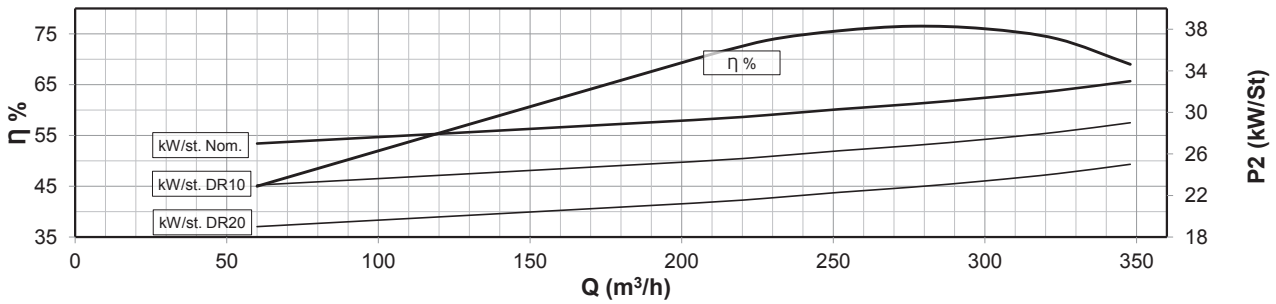


Compatibilità con acqua potabile DM 174 - Drinking water compatibility according DM 174
MEI ≥ 0,4 (direttiva EU No. 547/2012 - regulation EU N. 547/2012)
Per modelli con meno di 3 stadi ridurre l’eff. % del -5% / Models with less than 3 stages reduce the % eff. of 5%

# 10” 10LM 275 AISI 304 (LMS), AISI 316 (LMX), Duplex (LMD)

| Motor 50 Hz - 2900 rpm | | | | | Q | | | | | | | | |
|---|---|---|---|---|---|---|---|---|---|---|---|---|---|
| TYPE | Power | | 400 V | l/min | 0 | 1000 | 3400 | 3800 | 4200 | 4600 | 5000 | 5400 | 5800 |
| | | | | l/sec | 0 | 16,7 | 56,7 | 63,3 | 70,0 | 76,7 | 83,3 | 90,0 | 96,7 |
| | kW | HP | A | m³/h | 0 | 60 | 204 | 228 | 252 | 276 | 300 | 324 | 348 |
| **10LM 275/07 DR10 D** | 220 | 300 | 430,0 | | 286 | 282 | 227 | 216 | 206 | 192 | 181 | 168 | 146 |
| **10LM 275/07 D** | 250 | 340 | 481,0 | | 315 | 306 | 256 | 245 | 235 | 221 | 210 | 197 | 175 |
| **10LM 275/08 D** | 300 | 400 | 551,0 | | 360 | 350 | 293 | 280 | 269 | 253 | 240 | 226 | 200 |
| **10LM 275/09 D** | 300 | 400 | 551,0 | H[m] | 405 | 393 | 329 | 315 | 302 | 284 | 270 | 254 | 225 |
| **10LM 275/10 D** | 330 | 450 | 620,0 | | 450 | 437 | 366 | 350 | 336 | 316 | 300 | 282 | 250 |
| **10LM 275/11 D** | 370 | 500 | 693,0 | | 495 | 481 | 403 | 385 | 370 | 348 | 330 | 310 | 275 |
| **10LM 275/12 D** | 400 | 550 | 798,0 | | 540 | 524 | 439 | 420 | 403 | 379 | 360 | 338 | 300 |

| Motor 50 Hz 2900 rpm | Dimensions (mm) | | | Weight (kg) | |
|---|---|---|---|---|---|
| TYPE | A | B | C | M | P |
| **10LM 275/07 DR10 D** | 3815 | 1705 | 2110 | 700 | 134 |
| **10LM 275/07 D** | 3985 | 1705 | 2280 | 775 | 134 |
| **10LM 275/08 D** | 4165 | 1885 | 2280 | 775 | 149 |
| **10LM 275/09 D** | 4345 | 2065 | 2280 | 775 | 165 |
| **10LM 275/10 D** | 4405 | 2245 | 2160 | 906 | 180 |
| **10LM 275/11 D** | 4585 | 2425 | 2160 | 906 | 196 |
| **10LM 275/12 D** | 4925 | 2605 | 2320 | 1010 | 211 |




| | |
|---|---|
| **Max Eff. % DR20 =** | 76,1 |
| **Max Eff. % DR10 =** | 77,2 |
| **Max Eff. % =** | 76,5 |
| **Max kW / St. DR20 =** | 25 |
| **Max kW / St. DR10 =** | 29 |
| **Max kW / St. =** | 33 |

| Q (flow) | 25% | 50% | 75% | 100% |
|---|---|---|---|---|
| **NPSH (m)** | 3,4 | 5 | 7,8 | 11,8 |

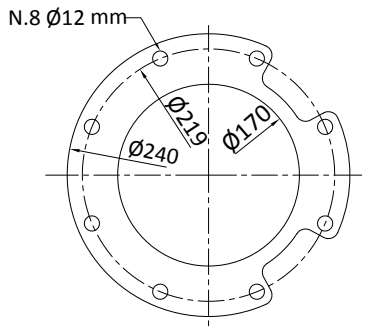


FOR COMMERCIAL TUBE
EXTERNAL DIAMETER: 168,3 mm

“D” Albero pompa in Duplex / Pump shaft in Duplex

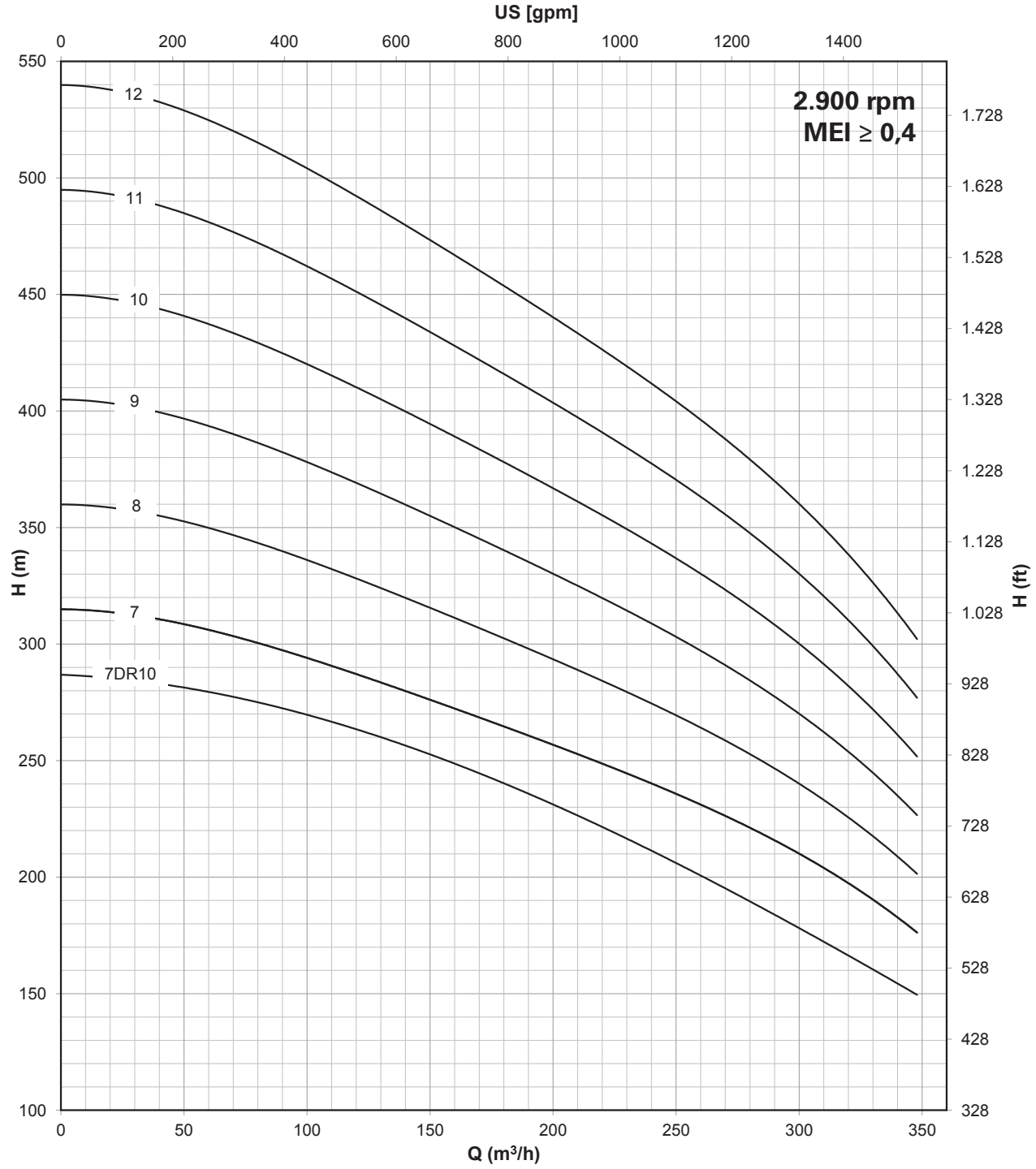


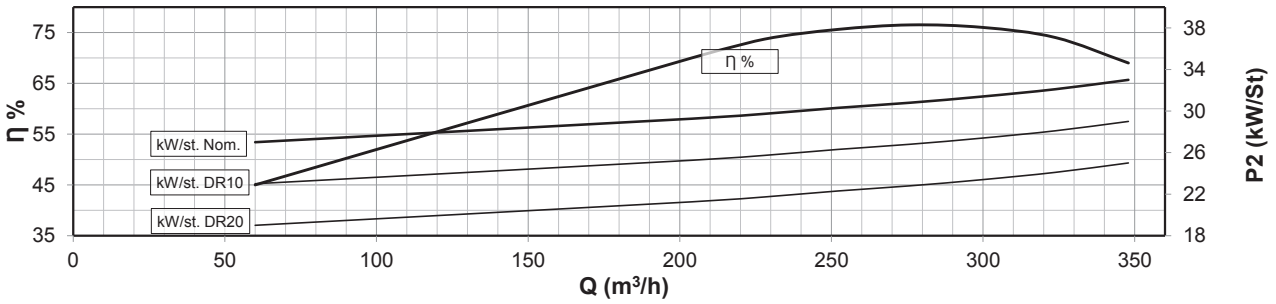


Compatibilità con acqua potabile DM 174 - Drinking water compatibility according DM 174
MEI ≥ 0,4 (direttiva EU No. 547/2012 - regulation EU N. 547/2012)
Per modelli con meno di 3 stadi ridurre l’eff. % del -5% / Models with less than 3 stages reduce the % eff. of 5%

# 12” 12LM 360 AISI 304 (LMS), AISI 316 (LMX), Duplex (LMD)

| Motor 50 Hz - 2900 rpm | | | | | Q | | | | | | | | |
|---|---|---|---|---|---|---|---|---|---|---|---|---|---|
| TYPE | Power | | 400 V | l/min | 0 | 1500 | 4000 | 4500 | 5000 | 5500 | 6000 | 6500 | 7000 |
| | | | | l/sec | 0 | 25,0 | 66,7 | 75,0 | 83,3 | 91,7 | 100,0 | 108,3 | 116,7 |
| | kW | HP | A | m³/h | 0 | 90 | 240 | 270 | 300 | 330 | 360 | 390 | 420 |
| 12LM 360/01 DR35 | 37 | 50 | 75,8 | | 41 | 40 | 37 | 35 | 33 | 32 | 29 | | |
| 12LM 360/01 DR20 | 55 | 75 | 106,2 | | 49 | 48 | 47 | 45 | 44 | 42 | 40 | 38 | 34 |
| 12LM 360/01 | 66 | 90 | 126,0 | | 62 | 61 | 55 | 53 | 52 | 52 | 50 | 47 | 42 |
| 12LM 360/02 DR35 | 75 | 100 | 143,2 | | 82 | 80 | 73 | 70 | 66 | 63 | 57 | | |
| 12LM 360/02 DR20 D | 110 | 150 | 211,0 | | 98 | 96 | 93 | 90 | 87 | 84 | 80 | 75 | 68 |
| 12LM 360/02 D | 130 | 175 | 245,3 | H[m] | 124 | 122 | 109 | 106 | 104 | 103 | 100 | 93 | 84 |
| 12LM 360/03 DR20 D | 150 | 200 | 277,2 | | 147 | 144 | 140 | 135 | 131 | 126 | 120 | 113 | 102 |
| 12LM 360/03 DR10 D | 185 | 250 | 342,2 | | 165 | 162 | 152 | 149 | 144 | 140 | 132 | 126 | 120 |
| 12LM 360/03 D | 220 | 300 | 430,0 | | 186 | 183 | 164 | 159 | 156 | 155 | 150 | 140 | 126 |
| 12LM 360/04 DR20 D | 220 | 300 | 430,0 | | 196 | 192 | 186 | 180 | 174 | 168 | 160 | 150 | 136 |
| 12LM 360/04 DR10 D | 250 | 340 | 481,0 | | 220 | 216 | 202 | 198 | 192 | 186 | 176 | 168 | 160 |
| 12LM 360/04 D | 300 | 400 | 551,0 | | 248 | 244 | 218 | 212 | 208 | 206 | 200 | 186 | 168 |

| Motor 50 Hz 2900 rpm | Dimensions (mm) | | | Weight (kg) | |
|---|---|---|---|---|---|
| TYPE | A | B | C | M | P |
| 12LM 360/01 DR35 | 2111 | 770 | 1341 | 118 | 79 |
| 12LM 360/01 DR20 | 2003 | 770 | 1233 | 200 | 79 |
| 12LM 360/01 | 2072 | 770 | 1302 | 214 | 79 |
| 12LM 360/02 DR35 | 2383 | 1000 | 1383 | 230 | 104 |
| 12LM 360/02 DR20 D | 2733 | 1000 | 1733 | 300 | 104 |
| 12LM 360/02 D | 2634 | 1000 | 1634 | 385 | 104 |
| 12LM 360/03 DR20 D | 2964 | 1230 | 1734 | 415 | 129 |
| 12LM 360/03 DR10 D | 3214 | 1230 | 1984 | 480 | 129 |
| 12LM 360/03 D | 3340 | 1230 | 2110 | 700 | 129 |
| 12LM 360/04 DR20 D | 3570 | 1460 | 2110 | 700 | 154 |
| 12LM 360/04 DR10 D | 3740 | 1460 | 2280 | 775 | 154 |
| 12LM 360/04 D | 3740 | 1460 | 2280 | 775 | 154 |

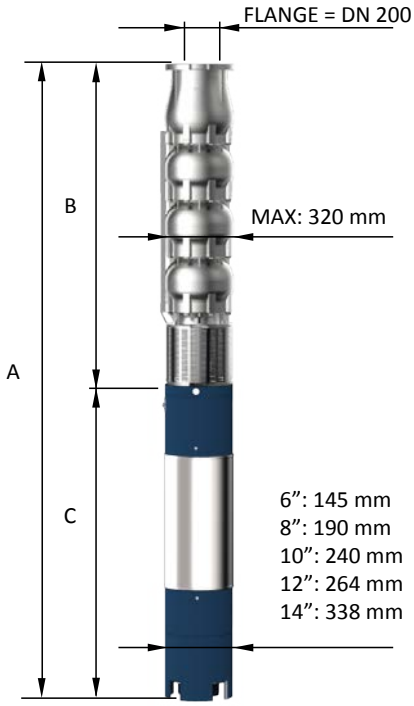


| | |
|---|---|
| Max Eff. % DR35 = | 77,5 |
| Max Eff. % DR20 = | 80 |
| Max Eff. % DR10 = | 80,5 |
| Max Eff. % = | 81 |
| Max kW / St. DR35 = | 36,80 |
| Max kW / St. DR20 = | 49,5 |
| Max kW / St. DR10 = | 55,2 |
| Max kW / St. = | 64,2 |

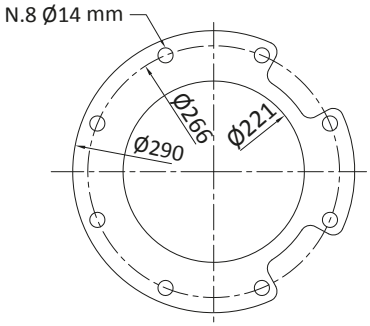


| Q (flow) | 25% | 50% | 75% | 100% |
|---|---|---|---|---|
| NPSH (m) | 3,4 | 5 | 7,8 | 11,8 |

FOR COMMERCIAL TUBE
EXTERNAL DIAMETER: 219,1 mm

“D” Albero pompa in Duplex / Pump shaft in Duplex

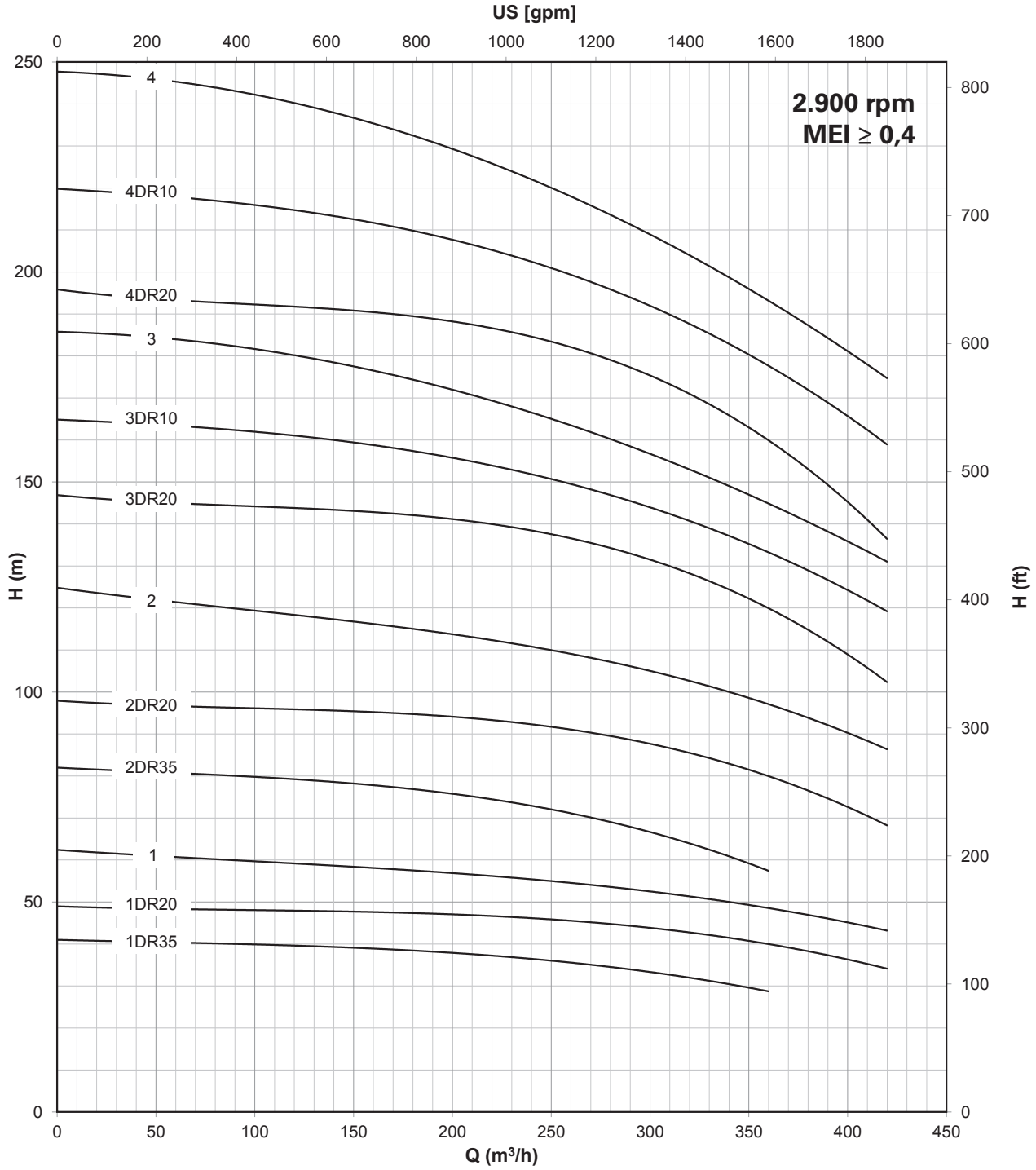


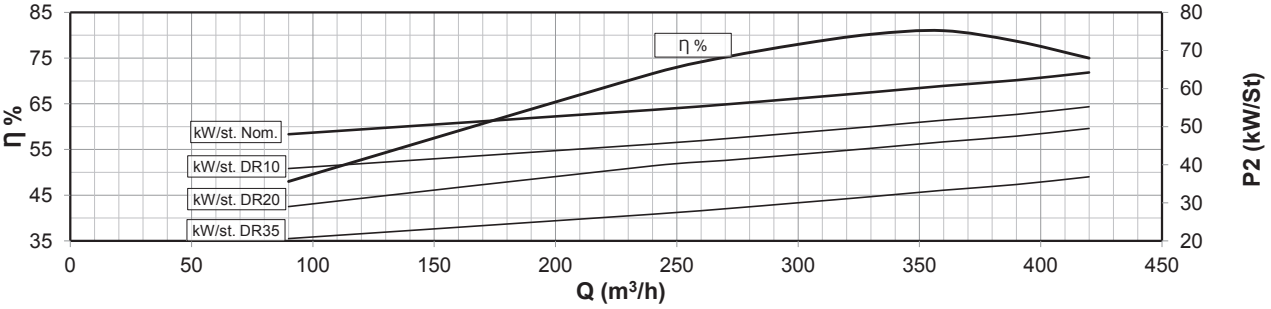


Compatibilità con acqua potabile DM 174 - Drinking water compatibility according DM 174
MEI ≥ 0,4 (direttiva EU No. 547/2012 - regulation EU N. 547/2012)
Per modelli con meno di 3 stadi ridurre l'eff. % del -5% / Models with less than 3 stages reduce the % eff. of 5%

# 12” 12LM 360 AISI 304 (LMS), AISI 316 (LMX), Duplex (LMD)

| Motor 50 Hz - 2900 rpm | | | | | Q | | | | | | | | |
|---|---|---|---|---|---|---|---|---|---|---|---|---|---|
| TYPE | Power | | 400 V | l/min | 0 | 1500 | 4000 | 4500 | 5000 | 5500 | 6000 | 6500 | 7000 |
| | | | | l/sec | 0 | 25,0 | 66,7 | 75,0 | 83,3 | 91,7 | 100,0 | 108,3 | 116,7 |
| | kW | HP | A | m³/h | 0 | 90 | 240 | 270 | 300 | 330 | 360 | 390 | 420 |
| 12LM 360/05 DR20 D | 250 | 340 | 481,0 | H[m] | 245 | 240 | 233 | 225 | 218 | 210 | 200 | 188 | 170 |
| 12LM 360/05 DR10 D | 300 | 400 | 551,0 | | 275 | 270 | 253 | 248 | 240 | 233 | 220 | 210 | 200 |
| 12LM 360/05 D | 330 | 450 | 620,0 | | 310 | 305 | 273 | 265 | 260 | 258 | 250 | 233 | 210 |
| 12LM 360/06 DR10 D | 370 | 500 | 693,0 | | 330 | 324 | 304 | 298 | 288 | 280 | 264 | 252 | 240 |
| 12LM 360/06 D | 400 | 550 | 798,0 | | 372 | 366 | 328 | 318 | 312 | 310 | 300 | 280 | 252 |
| 12LM 360/07 DR10 D | 400 | 550 | 798,0 | | 385 | 378 | 354 | 347 | 336 | 326 | 308 | 294 | 280 |

| Motor 50 Hz 2900 rpm | Dimensions (mm) | | | Weight (kg) | |
|---|---|---|---|---|---|
| TYPE | A | B | C | M | P |
| 12LM 360/05 DR20 D | 3970 | 1690 | 2280 | 775 | 179 |
| 12LM 360/05 DR10 D | 3970 | 1690 | 2280 | 775 | 179 |
| 12LM 360/05 D | 3850 | 1690 | 2160 | 906 | 179 |
| 12LM 360/06 DR10 D | 4240 | 1920 | 2320 | 1010 | 204 |
| 12LM 360/06 D | 4380 | 1920 | 2460 | 1105 | 204 |
| 12LM 360/07 DR10 D | 4610 | 2150 | 2460 | 1105 | 229 |

| | |
|---|---|
| Max Eff. % DR35 = | 77,5 |
| Max Eff. % DR20 = | 80 |
| Max Eff. % DR10 = | 80,5 |
| Max Eff. % = | 81 |
| Max kW / St. DR35 = | 36,80 |
| Max kW / St. DR20 = | 49,5 |
| Max kW / St. DR10 = | 55,2 |
| Max kW / St. = | 64,2 |

| Q (flow) | 25% | 50% | 75% | 100% |
|---|---|---|---|---|
| NPSH (m) | 3,4 | 5 | 7,8 | 11,8 |

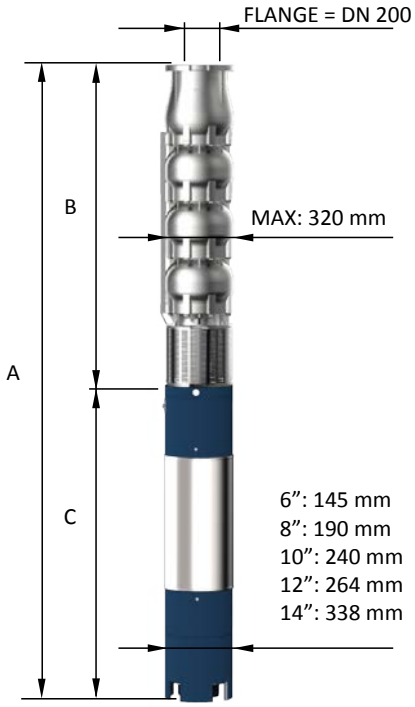


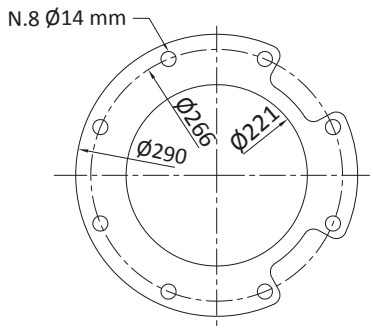


FOR COMMERCIAL TUBE
EXTERNAL DIAMETER: 219,1 mm

“D” Albero pompa in Duplex / Pump shaft in Duplex

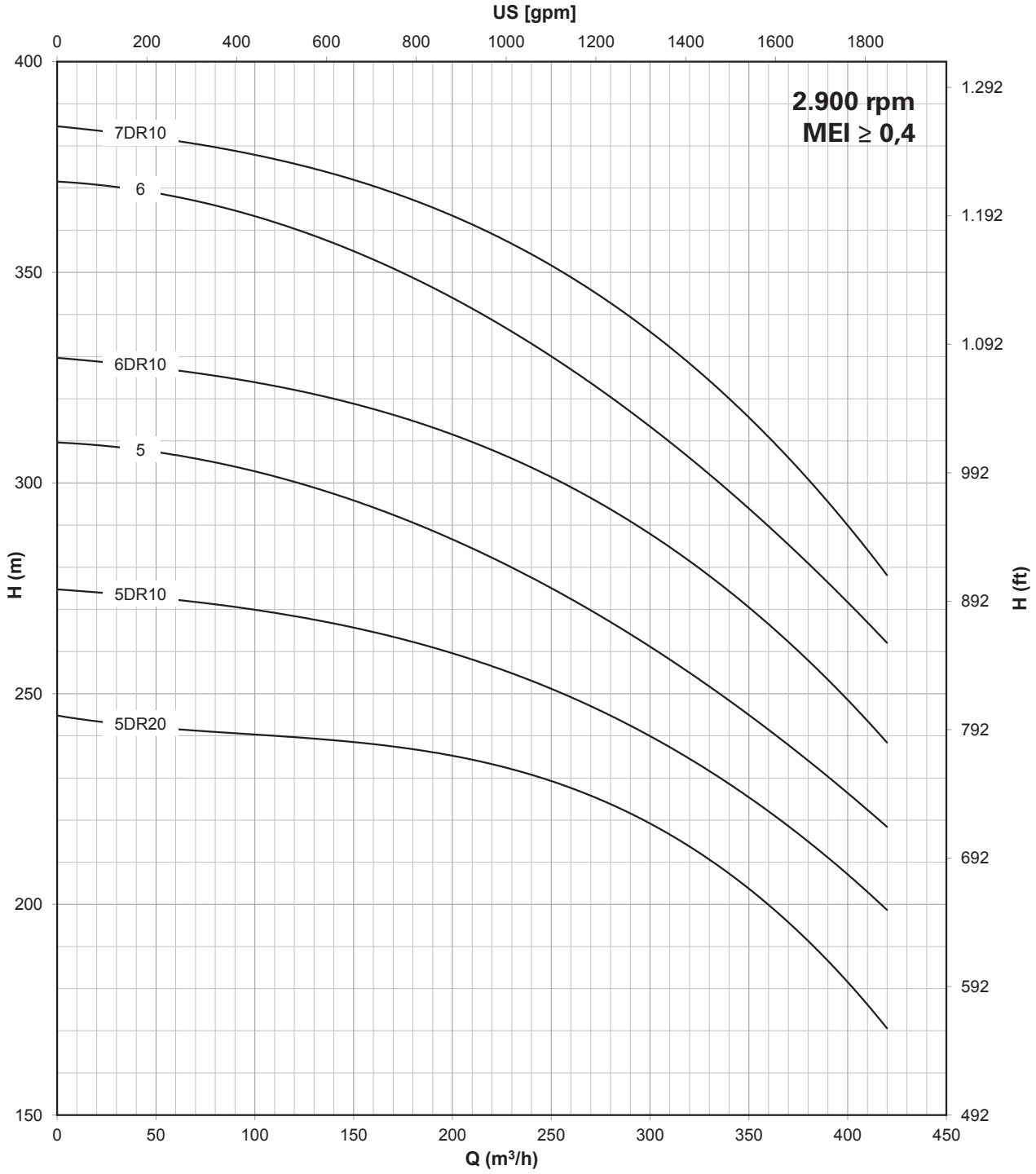


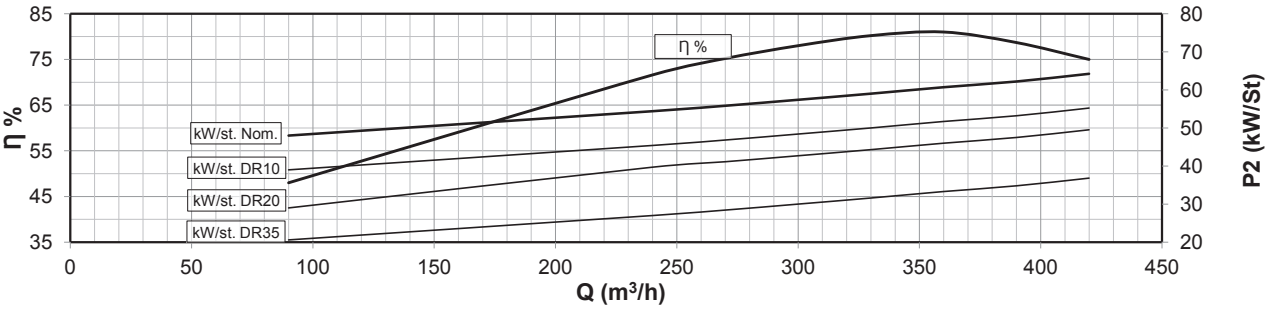


Compatibilità con acqua potabile DM 174 - Drinking water compatibility according DM 174
MEI ≥ 0,4 (direttiva EU No. 547/2012 - regulation EU N. 547/2012)
Per modelli con meno di 3 stadi ridurre l'eff. % del -5% / Models with less than 3 stages reduce the % eff. of 5%

# 12” 12LM 400 AISI 304 (LMS), AISI 316 (LMX), Duplex (LMD)

| Motor 50 Hz - 2900 rpm | | | | | Q | | | | | | | | |
|---|---|---|---|---|---|---|---|---|---|---|---|---|---|
| TYPE | Power | | 400 V | l/min | 0 | 2000 | 6000 | 6500 | 7000 | 7500 | 8000 | 8500 | 9000 |
| | | | | l/sec | 0 | 33,3 | 100,0 | 108,3 | 116,7 | 125,0 | 133,3 | 141,7 | 150,0 |
| | kW | HP | A | m³/h | 0 | 120 | 360 | 390 | 420 | 450 | 480 | 510 | 540 |
| 12LM 400/01 DR30 | 37 | 50 | 75,8 | | 43 | 42 | 32 | 30 | 27 | 24 | | | |
| 12LM 400/01 DR20 | 55 | 75 | 106,2 | | 47 | 45 | 37 | 35 | 33 | 30 | 26 | 22 | |
| 12LM 400/01 DR10 | 55 | 75 | 106,2 | | 53 | 52 | 42 | 40 | 38 | 36 | 32 | 28 | |
| 12LM 400/01 | 66 | 90 | 126,0 | | 58 | 57 | 46 | 44 | 42 | 40 | 37 | 31 | 27 |
| 12LM 400/02 DR30 | 75 | 100 | 143,2 | | 86 | 84 | 64 | 59 | 54 | 48 | | | |
| 12LM 400/02 DR20 | 92 | 125 | 175,1 | H[m] | 94 | 90 | 73 | 69 | 65 | 59 | 52 | 44 | |
| 12LM 400/02 DR10 D | 110 | 150 | 211,0 | | 106 | 104 | 84 | 80 | 76 | 71 | 64 | 56 | |
| 12LM 400/02 D | 130 | 175 | 245,3 | | 116 | 114 | 92 | 88 | 84 | 80 | 73 | 62 | 54 |
| 12LM 400/03 DR20 D | 150 | 200 | 277,2 | | 141 | 135 | 110 | 104 | 98 | 89 | 78 | 66 | |
| 12LM 400/03 DR10 D | 165 | 225 | 313,3 | | 159 | 156 | 126 | 120 | 114 | 107 | 96 | 84 | |
| 12LM 400/03 D | 185 | 250 | 342,2 | | 174 | 171 | 138 | 132 | 126 | 120 | 110 | 93 | 81 |

| Motor 50 Hz 2900 rpm | Dimensions (mm) | | | Weight (kg) | |
|---|---|---|---|---|---|
| TYPE | A | B | C | M | P |
| 12LM 400/01 DR30 | 2111 | 770 | 1341 | 118 | 79 |
| 12LM 400/01 DR20 | 2003 | 770 | 1233 | 200 | 79 |
| 12LM 400/01 DR10 | 2003 | 770 | 1233 | 200 | 79 |
| 12LM 400/01 | 2072 | 770 | 1302 | 214 | 79 |
| 12LM 400/02 DR30 | 2383 | 1000 | 1383 | 230 | 104 |
| 12LM 400/02 DR20 | 2583 | 1000 | 1583 | 270 | 104 |
| 12LM 400/02 DR10 D | 2733 | 1000 | 1733 | 300 | 104 |
| 12LM 400/02 D | 2634 | 1000 | 1634 | 385 | 104 |
| 12LM 400/03 DR20 D | 2964 | 1230 | 1734 | 415 | 129 |
| 12LM 400/03 DR10 D | 3084 | 1230 | 1854 | 444 | 129 |
| 12LM 400/03 D | 3214 | 1230 | 1984 | 480 | 129 |

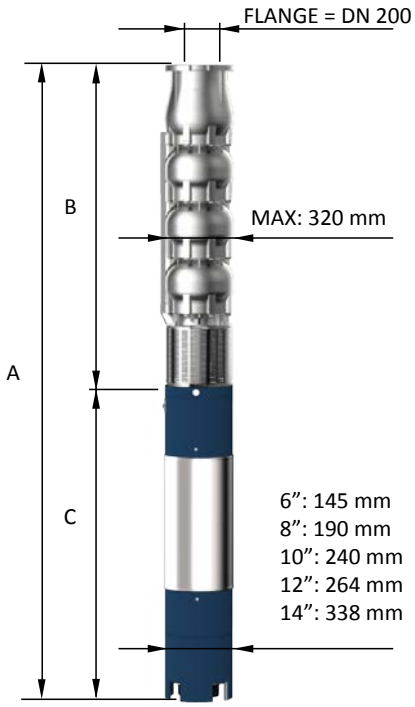


| | |
|---|---|
| Max Eff. % DR30 = | 81,2 |
| Max Eff. % DR20 = | 81,8 |
| Max Eff. % DR10 = | 82,7 |
| Max Eff. % = | 81,6 |
| Max Eff. % A = | 82,5 |
| Max kW / St. DR30 = | 37 |
| Max kW / St. DR20 = | 45,6 |
| Max kW / St. DR10 = | 53 |
| Max kW / St. = | 60,4 |
| Max kW / St. A = | 67 |

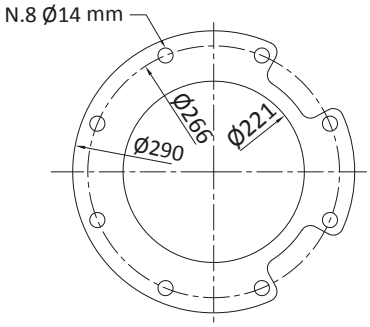


| Q (flow) | 25% | 50% | 75% | 100% |
|---|---|---|---|---|
| NPSH (m) | 3,4 | 5 | 7,8 | 11,8 |

FOR COMMERCIAL TUBE
EXTERNAL DIAMETER: 219,1 mm

“D” Albero pompa in Duplex / Pump shaft in Duplex

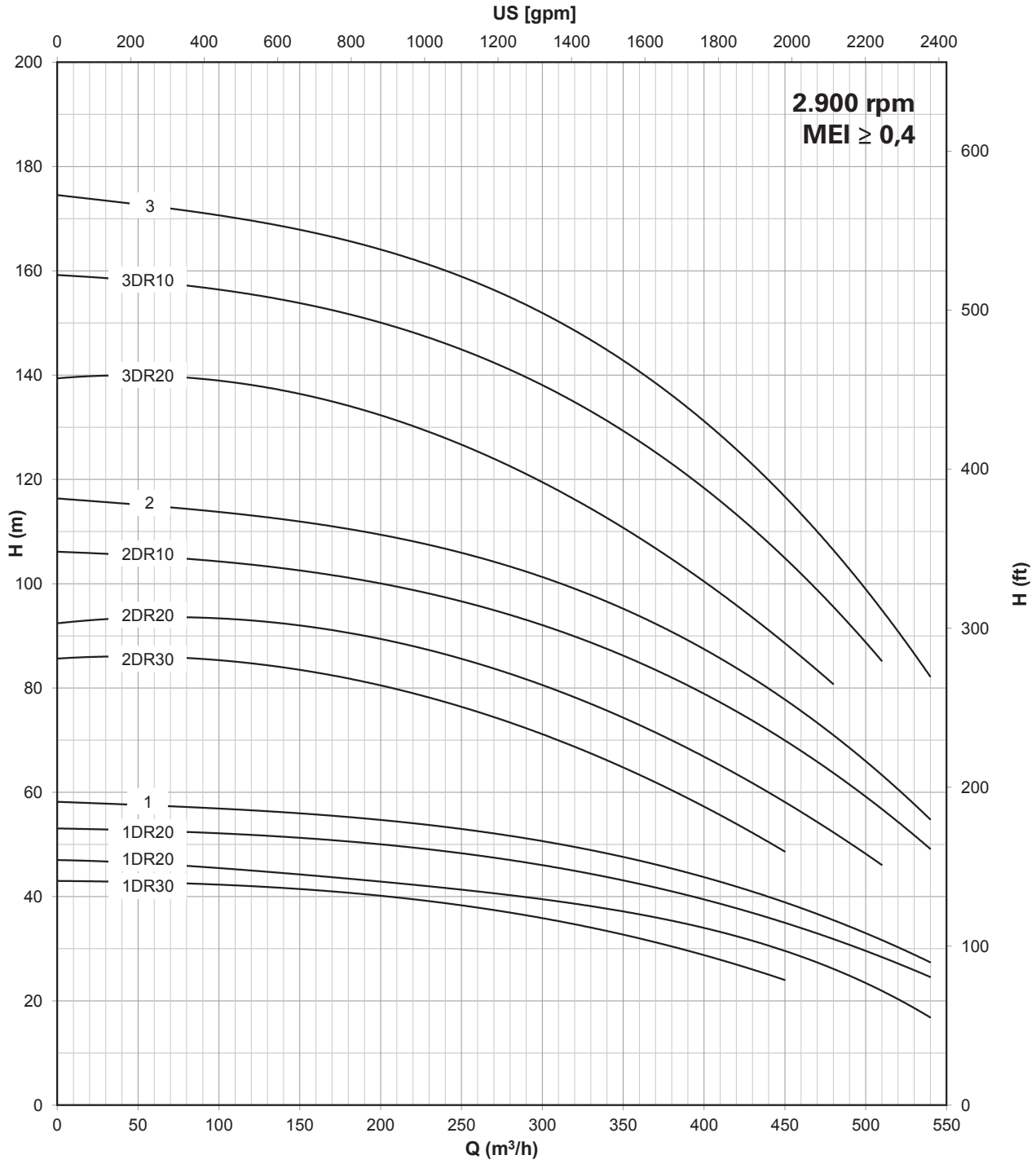


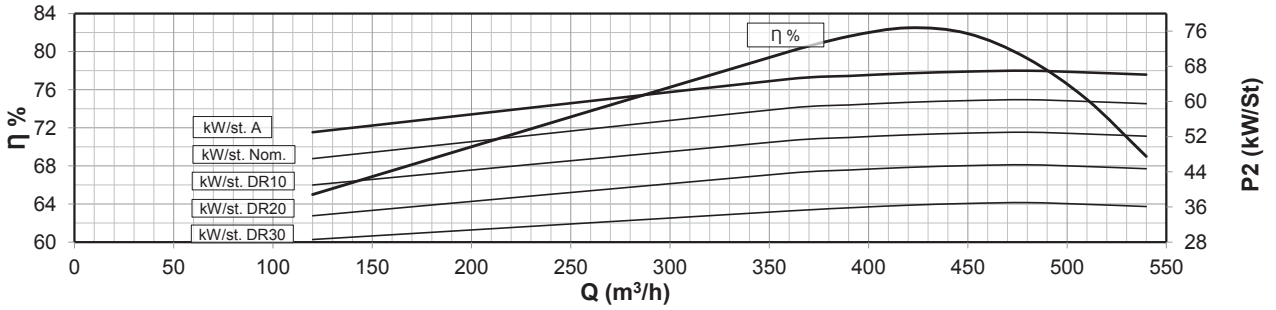


Compatibilità con acqua potabile DM 174 - Drinking water compatibility according DM 174
MEI ≥ 0,4 (direttiva EU No. 547/2012 - regulation EU N. 547/2012)
Per modelli con meno di 3 stadi ridurre l'eff. % del -5% / Models with less than 3 stages reduce the % eff. of 5%

# 12” 12LM 400 AISI 304 (LMS), AISI 316 (LMX), Duplex (LMD)

| Motor 50 Hz - 2900 rpm | | | | | Q | | | | | | | | |
|---|---|---|---|---|---|---|---|---|---|---|---|---|---|
| TYPE | Power | | 400 V | l/min | 0 | 2000 | 6000 | 6500 | 7000 | 7500 | 8000 | 8500 | 9000 |
| | | | | l/sec | 0 | 33,3 | 100,0 | 108,3 | 116,7 | 125,0 | 133,3 | 141,7 | 150,0 |
| | kW | HP | A | m³/h | 0 | 120 | 360 | 390 | 420 | 450 | 480 | 510 | 540 |
| **12LM 400/04 DR20 D** | 185 | 250 | 342,2 | | 188 | 180 | 146 | 138 | 130 | 118 | 104 | 88 | |
| **12LM 400/04 DR10 D** | 220 | 300 | 430,0 | | 212 | 208 | 168 | 160 | 152 | 142 | 128 | 112 | |
| **12LM 400/04 D** | 250 | 340 | 481,0 | | 232 | 228 | 184 | 176 | 168 | 160 | 146 | 124 | 108 |
| **12LM 400/05 DR10 D** | 300 | 400 | 551,0 | H[m] | 265 | 260 | 210 | 200 | 190 | 178 | 160 | 140 | |
| **12LM 400/05 D** | 330 | 450 | 620,0 | | 290 | 285 | 230 | 220 | 210 | 200 | 183 | 155 | 135 |
| **12LM 400/05A D** | 370 | 500 | 693,0 | | 305 | 300 | 250 | 240 | 230 | 223 | 205 | 195 | 160 |
| **12LM 400/06 D** | 370 | 500 | 693,0 | | 348 | 342 | 276 | 264 | 252 | 240 | 220 | 186 | 162 |

| Motor 50 Hz 2900 rpm | Dimensions (mm) | | | Weight (kg) | |
|---|---|---|---|---|---|
| TYPE | A | B | C | M | P |
| **12LM 400/04 DR20 D** | 3444 | 1460 | 1984 | 480 | 154 |
| **12LM 400/04 DR10 D** | 3570 | 1460 | 2110 | 700 | 154 |
| **12LM 400/04 D** | 3740 | 1460 | 2280 | 775 | 154 |
| **12LM 400/05 DR10 D** | 3970 | 1690 | 2280 | 775 | 179 |
| **12LM 400/05 D** | 3850 | 1690 | 2160 | 906 | 179 |
| **12LM 400/05A D** | 4010 | 1690 | 2320 | 1010 | 179 |
| **12LM 400/06 D** | 4240 | 1920 | 2320 | 1010 | 204 |

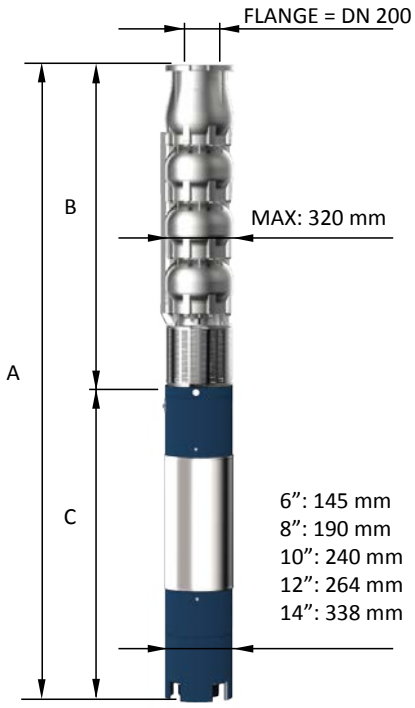


| | |
|---|---|
| **Max Eff. % DR30 =** | 81,2 |
| **Max Eff. % DR20 =** | 81,8 |
| **Max Eff. % DR10 =** | 82,7 |
| **Max Eff. % =** | 81,6 |
| **Max Eff. % A =** | 82,5 |
| **Max kW / St. DR30 =** | 37 |
| **Max kW / St. DR20 =** | 45,6 |
| **Max kW / St. DR10 =** | 53 |
| **Max kW / St. =** | 60,4 |
| **Max kW / St. A =** | 67 |

| Q (flow) | 25% | 50% | 75% | 100% |
|---|---|---|---|---|
| **NPSH (m)** | 3,4 | 5 | 7,8 | 11,8 |

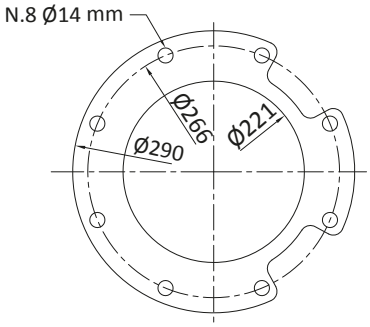


FOR COMMERCIAL TUBE
EXTERNAL DIAMETER: 219,1 mm

“D” Albero pompa in Duplex / Pump shaft in Duplex

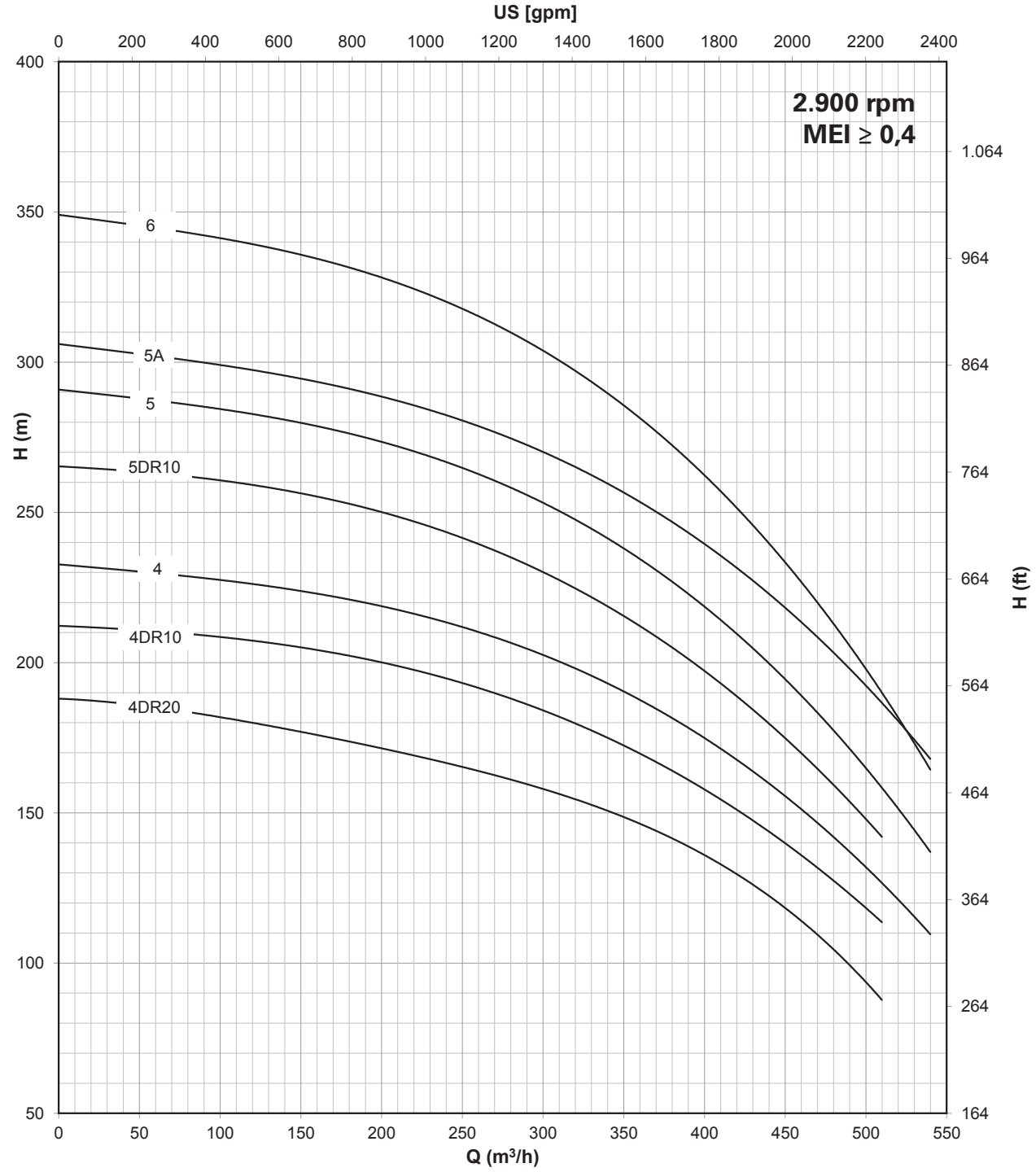


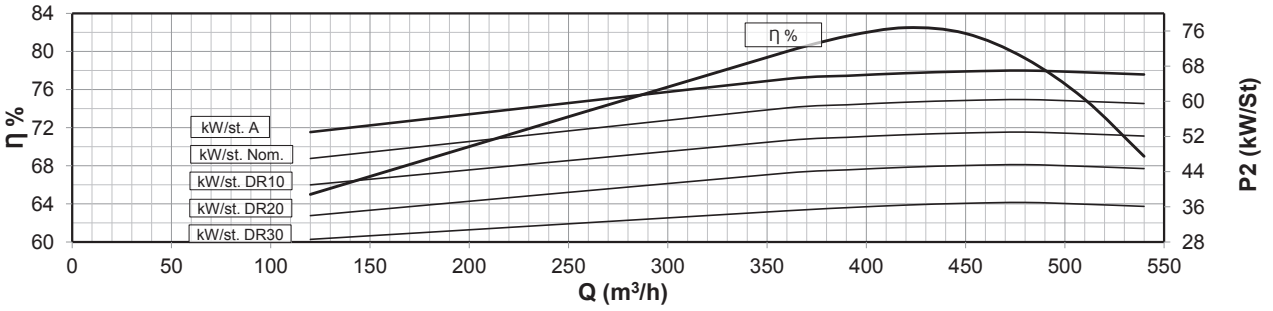


Compatibilità con acqua potabile DM 174 - Drinking water compatibility according DM 174
MEI ≥ 0,4 (direttiva EU No. 547/2012 - regulation EU N. 547/2012)
Per modelli con meno di 3 stadi ridurre l'eff. % del -5% / Models with less than 3 stages reduce the % eff. of 5%

# 14” E14A Cast iron (E), AISI 316 (EX), Duplex (ED)

| Motor 50 Hz - 2900 rpm | | | | | Q | | | | | | | | |
|---|---|---|---|---|---|---|---|---|---|---|---|---|---|
| TYPE | Power | | 400 V | l/min | 0 | 1333 | 2667 | 4000 | 5333 | 6667 | 8000 | 8500 | 9667 |
| | | | | l/sec | 0 | 22,2 | 44,5 | 66,7 | 88,9 | 111,1 | 133,3 | 141,8 | 161,2 |
| | kW | HP | A | m³/h | 0 | 80 | 160 | 240 | 320 | 400 | 480 | 510 | 580 |
| E 14 A/1 D | 66 | 90 | 126,0 | H[m] | 71,8 | 66,5 | 62,5 | 58,7 | 54,4 | 49,0 | 41,6 | 38,2 | |
| E 14 A/1 C | 75 | 100 | 143,2 | | 76,8 | 71,7 | 67,5 | 63,8 | 59,6 | 54,6 | 47,9 | 45,0 | 39,0 |
| E 14 A/1 B | 92 | 125 | 175,1 | | 85,1 | 79,9 | 75,6 | 71,8 | 67,8 | 63,3 | 57,7 | 55,1 | 48,2 |
| E 14 A/1 A | 110 | 150 | 211,0 | | 97,1 | 90,8 | 85,5 | 80,4 | 75,6 | 70,7 | 65,4 | 63,0 | 57,6 |
| E 14 A/1 Nom. | 130 | 175 | 245,3 | | 108,6 | 99,3 | 92,3 | 87,0 | 82,5 | 78,0 | 73,0 | 70,8 | 64,1 |
| E 14 A/2 D | 130 | 175 | 245,3 | | 143,5 | 133,0 | 125,0 | 117,4 | 108,8 | 98,0 | 83,2 | 76,4 | |
| E 14 A/2 C | 150 | 200 | 277,2 | | 153,6 | 143,4 | 135,0 | 127,6 | 119,1 | 109,1 | 95,8 | 90,0 | 78,0 |
| E 14 A/2 B | 185 | 250 | 342,2 | | 170,2 | 159,8 | 151,2 | 143,6 | 135,6 | 126,5 | 115,4 | 110,2 | 96,4 |
| E 14 A/2 A | 220 | 300 | 430,0 | | 194,3 | 181,6 | 171,0 | 160,8 | 151,2 | 141,4 | 130,8 | 126,0 | 115,2 |
| E 14 A/2 Nom. | 250 | 340 | 481,0 | | 217,3 | 198,6 | 184,6 | 174,0 | 165,0 | 156,0 | 146,0 | 141,6 | 128,2 |

| Motor 50 Hz 2900 rpm | Dimensions (mm) | | | Weight (kg) | |
|---|---|---|---|---|---|
| TYPE | A | B | C | M | P |
| E 14 A/1 D | 2237 | 935 | 1302 | 214 | 184 |
| E 14 A/1 C | 2318 | 935 | 1383 | 230 | 184 |
| E 14 A/1 B | 2518 | 935 | 1583 | 270 | 184 |
| E 14 A/1 A | 2668 | 935 | 1733 | 300 | 184 |
| E 14 A/1 Nom. | 2569 | 935 | 1634 | 385 | 184 |
| E 14 A/2 D | 2809 | 1175 | 1634 | 385 | 260 |
| E 14 A/2 C | 2909 | 1175 | 1734 | 415 | 260 |
| E 14 A/2 B | 3159 | 1175 | 1984 | 480 | 260 |
| E 14 A/2 A | 3285 | 1175 | 2110 | 700 | 260 |
| E 14 A/2 Nom. | 3455 | 1175 | 2280 | 775 | 260 |

| | |
|---|---|
| Max Eff. % = | 82,3 |
| Max KW / St.: D = - D.230mm = | 64,9 |
| Max KW / St.: C = - D.238mm = | 74,0 |
| Max KW / St.: B = - D.251mm = | 90,8 |
| Max KW / St. A = - D.268mm = | 109,1 |
| Max KW / St. Nom. - D.276mm = | 119,3 |

| Q (flow) | 25% | 50% | 75% | 100% |
|---|---|---|---|---|
| NPSH (m) | 5,8 | 6,4 | 9,4 | 15,3 |

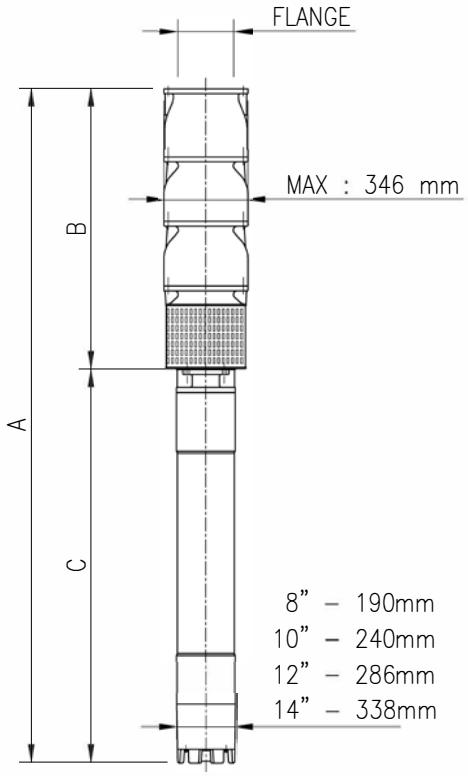


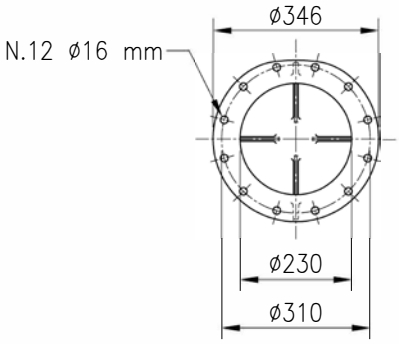


“D” Albero pompa in Duplex / Pump shaft in Duplex

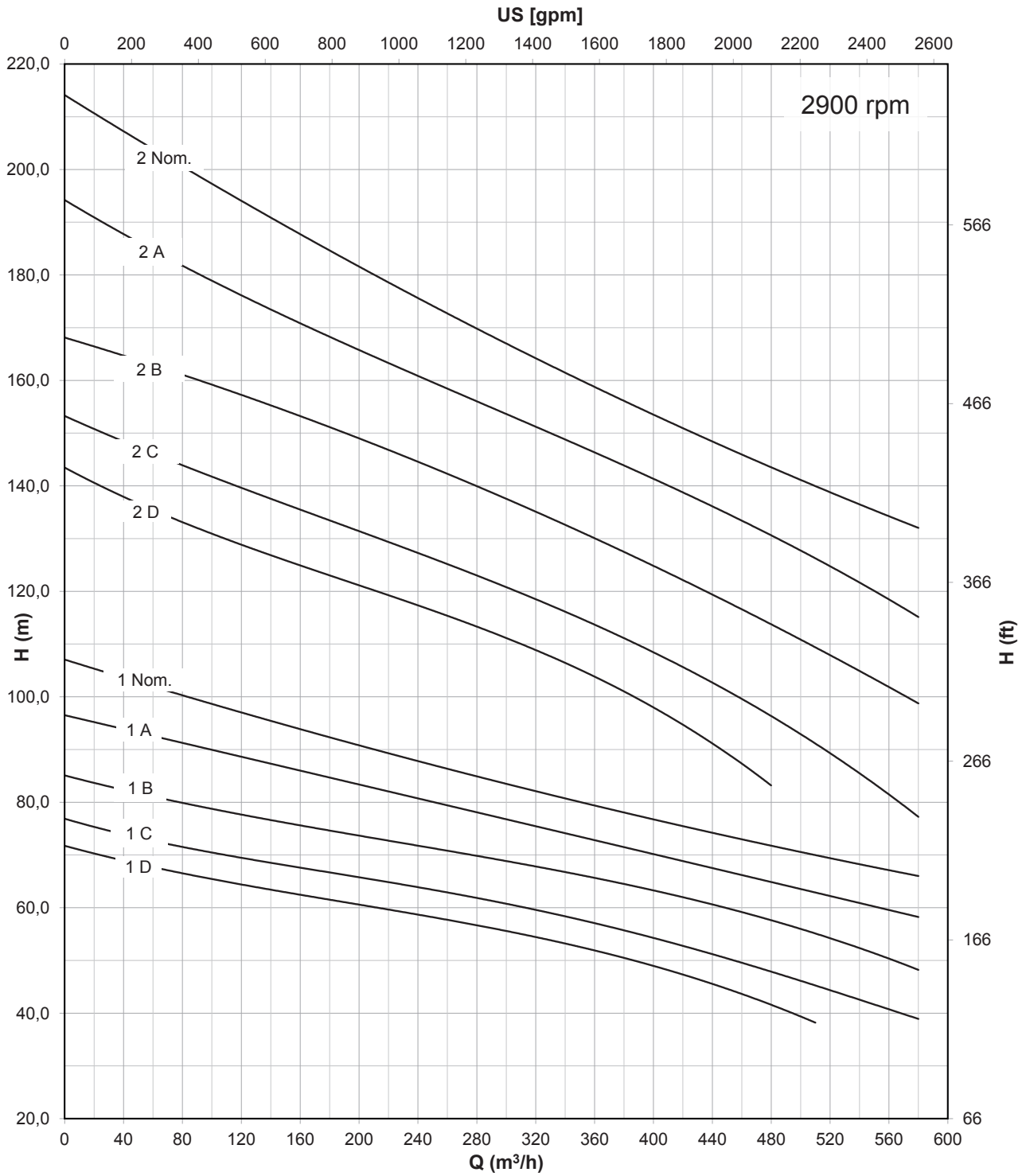


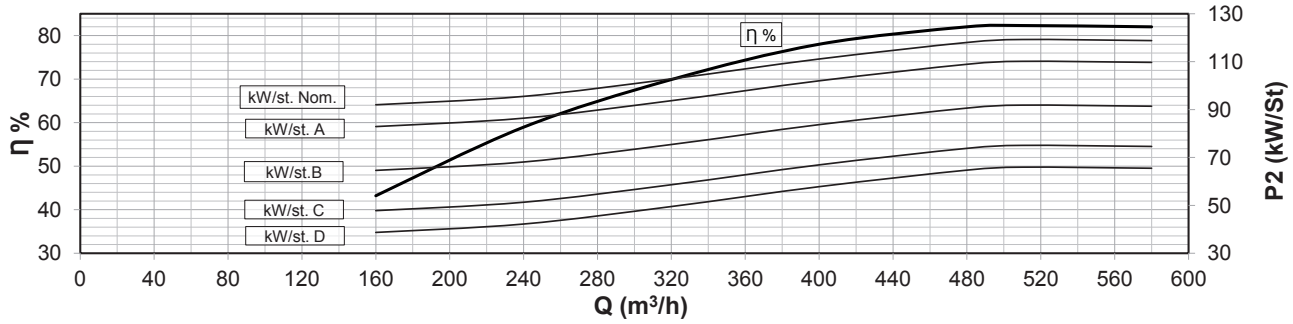


Compatibilità con acqua potabile DM 174 - Drinking water compatibility according DM 174
Per modelli con meno di 3 stadi ridurre l'eff. % del -5% / Models with less than 3 stages reduce the % eff. of 5%

# 14” E14B Cast iron (E), AISI 316 (EX), Duplex (ED)

| Motor 50 Hz - 2900 rpm | | | | | Q | | | | | | | | |
|---|---|---|---|---|---|---|---|---|---|---|---|---|---|
| TYPE | Power | | 400 V | l/min | 0 | 1333 | 4000 | 5333 | 6667 | 9000 | 10000 | 12500 | 14333 |
| | | | | l/sec | 0 | 22,2 | 66,7 | 88,9 | 111,1 | 150,0 | 166,7 | 208,3 | 238,9 |
| | kW | HP | A | m³/h | 0 | 80 | 240 | 320 | 400 | 540 | 600 | 750 | 860 |
| E 14 B/1 C | 92 | 125 | 175,1 | H[m] | 73,5 | 72,5 | 68,0 | 63,5 | 57,8 | 44,0 | 36,5 | 14,0 | |
| E 14 B/1 B | 110 | 150 | 211,0 | | 80,4 | 79,5 | 75,0 | 71,5 | 66,0 | 53,5 | 46,7 | 26,5 | |
| E 14 B/1 A | 130 | 175 | 245,3 | | 87,0 | 84,0 | 79,0 | 77,0 | 73,8 | 66,0 | 61,5 | 45,5 | 29,0 |
| E 14 B/1 Nom. | 150 | 200 | 277,2 | | 100,8 | 97,4 | 90,4 | 86,9 | 82,9 | 74,2 | 69,0 | 53,9 | 38,4 |
| E 14 B/2 C | 185 | 250 | 342,2 | | 147,0 | 145,0 | 136,0 | 127,0 | 115,6 | 88,0 | 73,0 | 28,0 | |
| E 14 B/2 B | 220 | 300 | 430,0 | | 160,7 | 159,0 | 150,0 | 143,0 | 132,0 | 107,0 | 93,4 | 53,0 | |
| E 14 B/2 A | 300 | 400 | 551,0 | | 174,0 | 168,0 | 158,0 | 154,0 | 147,6 | 132,0 | 123,0 | 91,0 | 58,0 |
| E 14 B/2 Nom. | 300 | 400 | 551,0 | | 201,6 | 194,8 | 180,8 | 173,8 | 165,8 | 148,4 | 138,0 | 107,8 | 76,8 |

| Motor 50 Hz 2900 rpm | Dimensions (mm) | | | Weight (kg) | |
|---|---|---|---|---|---|
| TYPE | A | B | C | M | P |
| E 14 B/1 C | 2488 | 905 | 1583 | 270 | 184 |
| E 14 B/1 B | 2638 | 905 | 1733 | 300 | 184 |
| E 14 B/1 A | 2539 | 905 | 1634 | 385 | 184 |
| E 14 B/1 Nom. | 2639 | 905 | 1734 | 415 | 184 |
| E 14 B/2 C | 3159 | 1175 | 1984 | 480 | 260 |
| E 14 B/2 B | 3285 | 1175 | 2110 | 700 | 260 |
| E 14 B/2 A | 3455 | 1175 | 2280 | 775 | 260 |
| E 14 B/2 Nom. | 3455 | 1175 | 2280 | 775 | 260 |

| | |
|---|---|
| Max Eff. % = | 78,6 |
| Max KW / St.: C - D.240mm = | 91,8 |
| Max KW / St.: B - D.250mm = | 109,7 |
| Max KW / St. A. - D.259mm = | 129,6 |
| Max KW / St. Nom. - D.274mm = | 149,6 |

| Q (flow) | 25% | 50% | 75% | 100% |
|---|---|---|---|---|
| NPSH (m) | 6 | 6,4 | 8,6 | 16,3 |

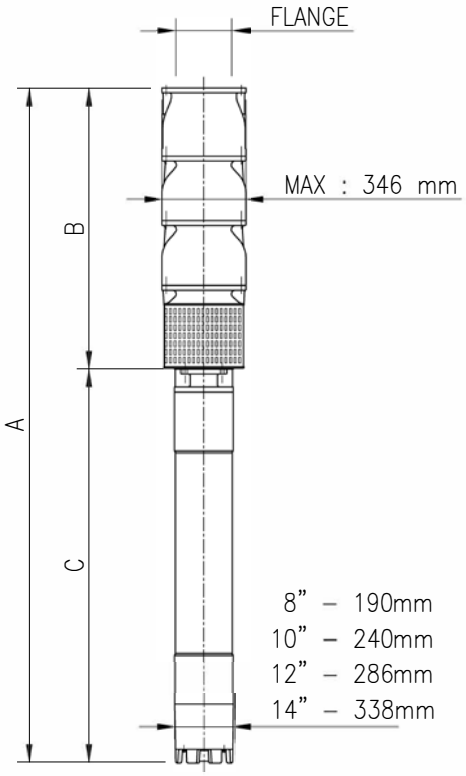


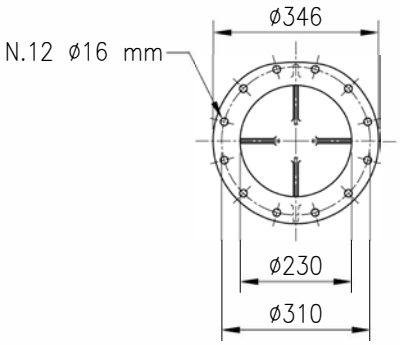


“D” Albero pompa in Duplex / Pump shaft in Duplex

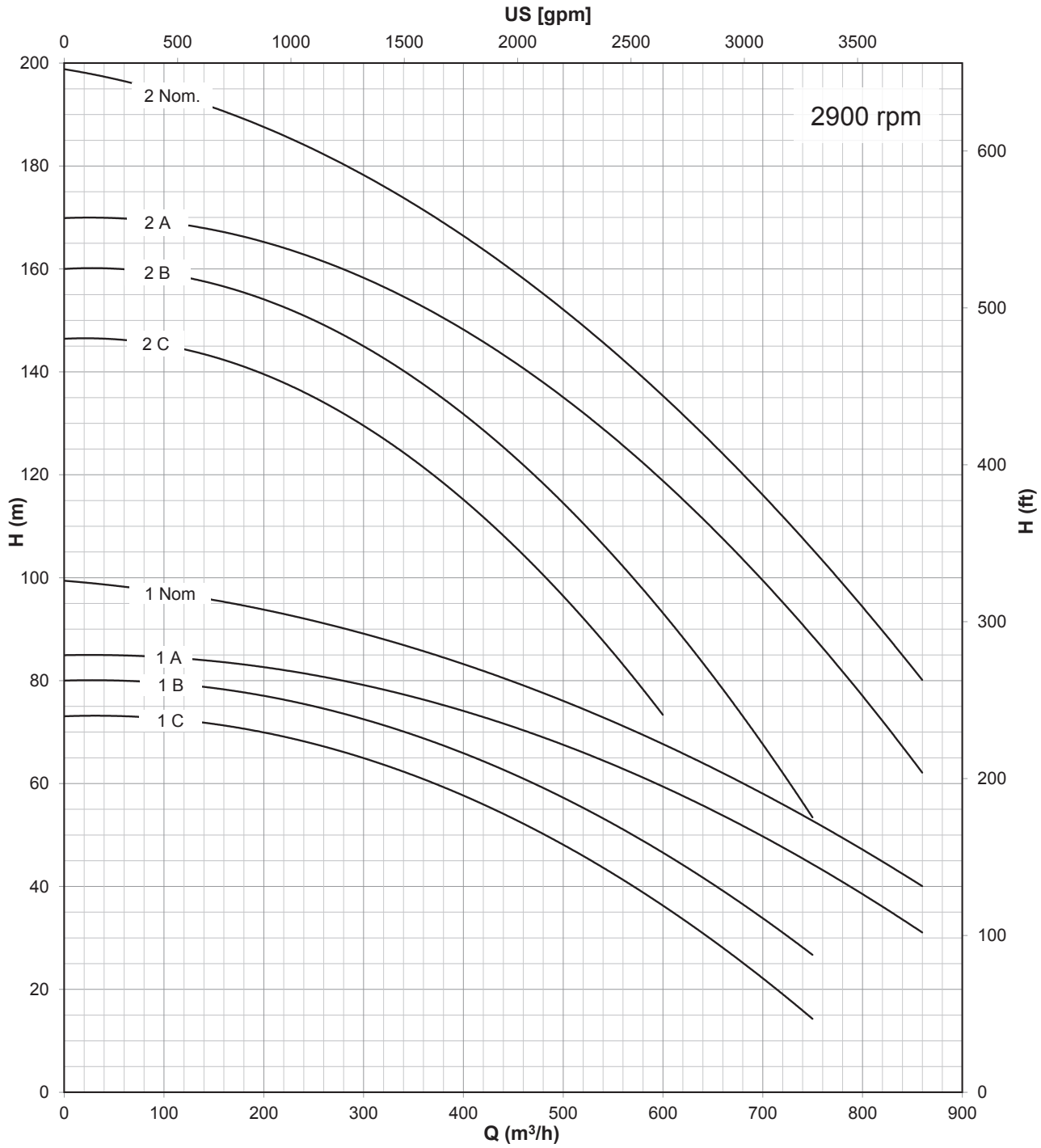


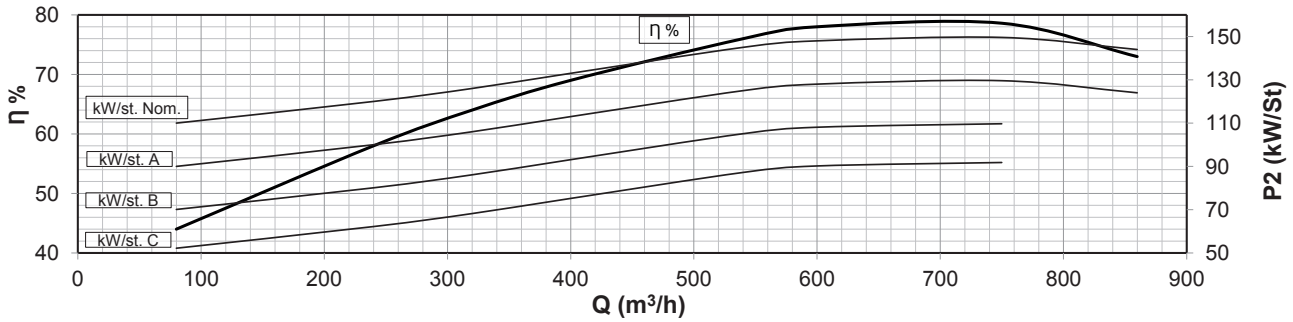


Compatibilità con acqua potabile DM 174 - Drinking water compatibility according DM 174
Per modelli con meno di 3 stadi ridurre l'eff. % del -5% / Models with less than 3 stages reduce the % eff. of 5%

Pentax®
WATER PUMPS

# Disegni esplosi delle pompe
# codici e materiali delle parti di ricambio

# Pump exploded view
# materials and parts codes of spare parts

# 6” - 8” LR lines

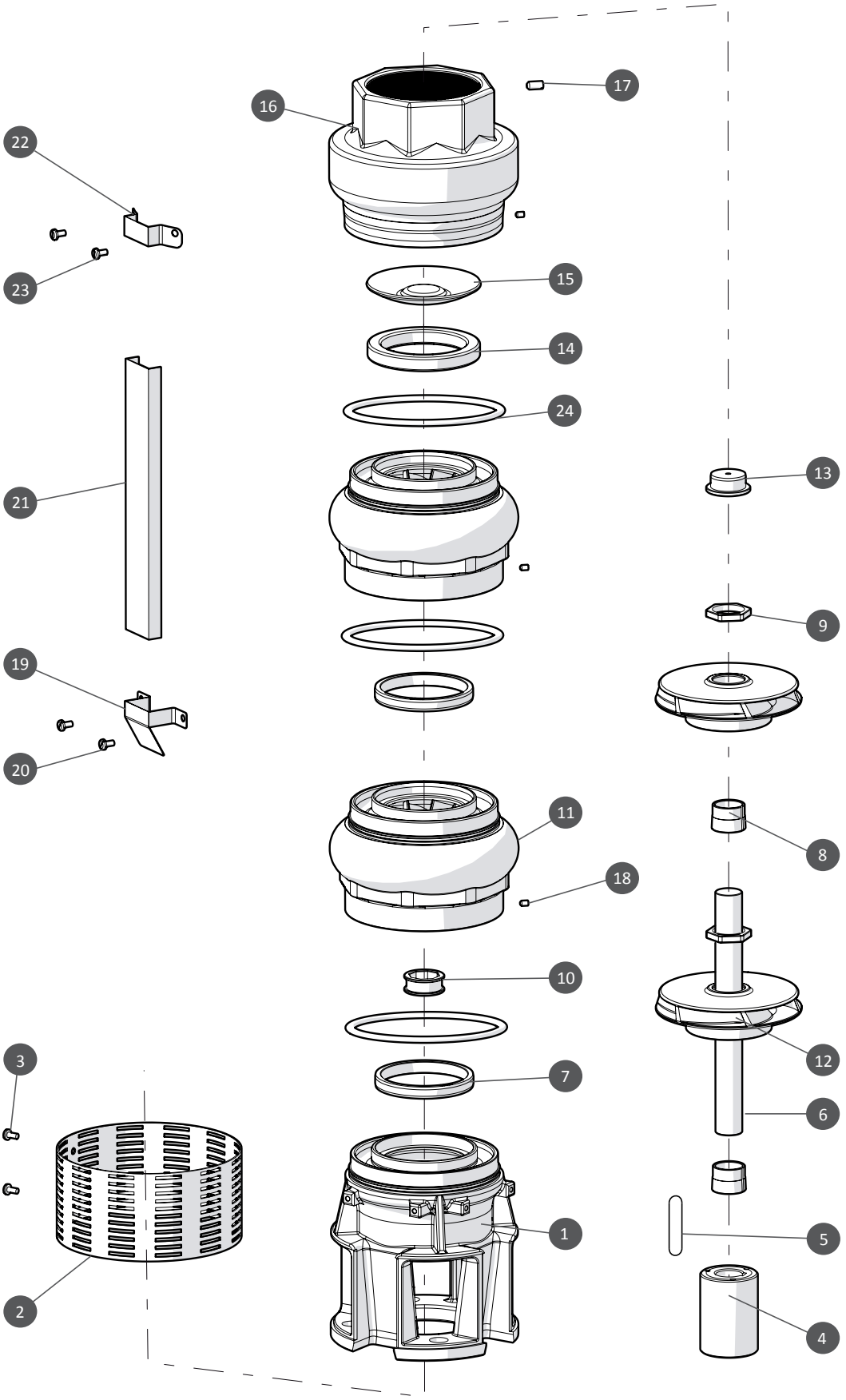

| 6LR & 8LR series parts list | | | | | |
|---|---|---|---|---|---|
| **N° Code** | **DESCRIZIONE<br>Description** | **LRS Execution** | **LRX Execution** | **LRD Execution** | **(*) Q.tà<br>Q.ty** |
| 1 | Supporto aspirazione<br>*Motor bracket* | AISI 304 | AISI 316 | Duplex | - |
| 2 | Filtro aspirazione<br>*Suction strainer* | AISI 304 | AISI 316 | Duplex | - |
| 3 | Viti M4x8 per filtro<br>*M4x8 screws for strainer* | AISI 304 | AISI 316 | Duplex | - |
| 4 | Giunto<br>*Coupling* | AISI 304 | AISI 316 | Duplex | 1 |
| 5 | Linguetta<br>*Key* | AISI 304 | AISI 316 | Duplex | 1 |
| 6 | Albero pompa<br>*Pump shaft* | AISI 304 | AISI 316 | Duplex | 1 |
| 7 | Anello usura girante<br>*Impeller wear ring* | NBR | NBR | NBR | N° di St.<br>N° of St. |
| 8 | Anello conico<br>*Conic collar* | AISI 304 | AISI 316 | Duplex | N° di St.<br>N° of St. |
| 9 | Ghiera<br>*Conic collar nut* | AISI 304 | AISI 316 | Duplex | N° di St.<br>N° of St. |
| 10 | Bronzina diffusore<br>*Diffuser bush bearing* | NBR | NBR | NBR | N° di St.<br>N° of St. |
| 11 | Diffusore<br>*Diffuser* | AISI 304 | AISI 316 | Duplex | - |
| 12 | Girante<br>*Impeller* | AISI 304 | AISI 316 | Duplex | N° di St.<br>N° of St. |
| 13 | Anello controspinta<br>*Reverse thrust ring* | PTFE+25% CARBONE<br>/ Graphite | PTFE+25% CARBONE<br>/ Graphite | PTFE+25% CARBONE<br>/ Graphite | 1 |
| 14 | Guarnizione valvola di non ritorno<br>*NRV gasket* | NBR | NBR | NBR | 1 |
| 15 | Disco valvola<br>*Valve plate* | AISI 304 | AISI 316 | Duplex | - |
| 16 | Corpo di mandata<br>*Delivery pump body* | AISI 304 | AISI 316 | Duplex | - |
| 17 | Grano bloccaggio tubo di mandata<br>*Delivery body locking screw* | AISI 304 | AISI 316 | Duplex | 1 |
| 18 | Grano bloccaggio diffusore<br>*Diffuser locking screw* | AISI 304 | AISI 316 | Duplex | N° di St.<br>N° of St. |
| 19 | Staffa inferiore copricavo<br>*Bottom cable guard clamp* | AISI 304 | AISI 316 | Duplex | - |
| 20 | Viti M4x8 per staffa inferiore<br>*Bottom cable guard screws M4x8* | AISI 304 | AISI 316 | Duplex | - |
| 21 | Copricavo<br>*Cable guard* | AISI 304 | AISI 316 | Duplex | - |
| 22 | Staffa superiore copricavo<br>*Upper cable guard clamp* | AISI 304 | AISI 316 | Duplex | - |
| 23 | Viti M4x8 per staffa superiore<br>*Upper cable guard screws M4x8* | AISI 304 | AISI 316 | Duplex | - |
| 24 | O-Ring<br>*O-Ring* | NBR | NBR | NBR | N° di St.<br>N° of St. |

* Quantità dei ricambi consigliati / Recommended spare parts quantity

# 6” - 8” - 10” - 12” LM lines

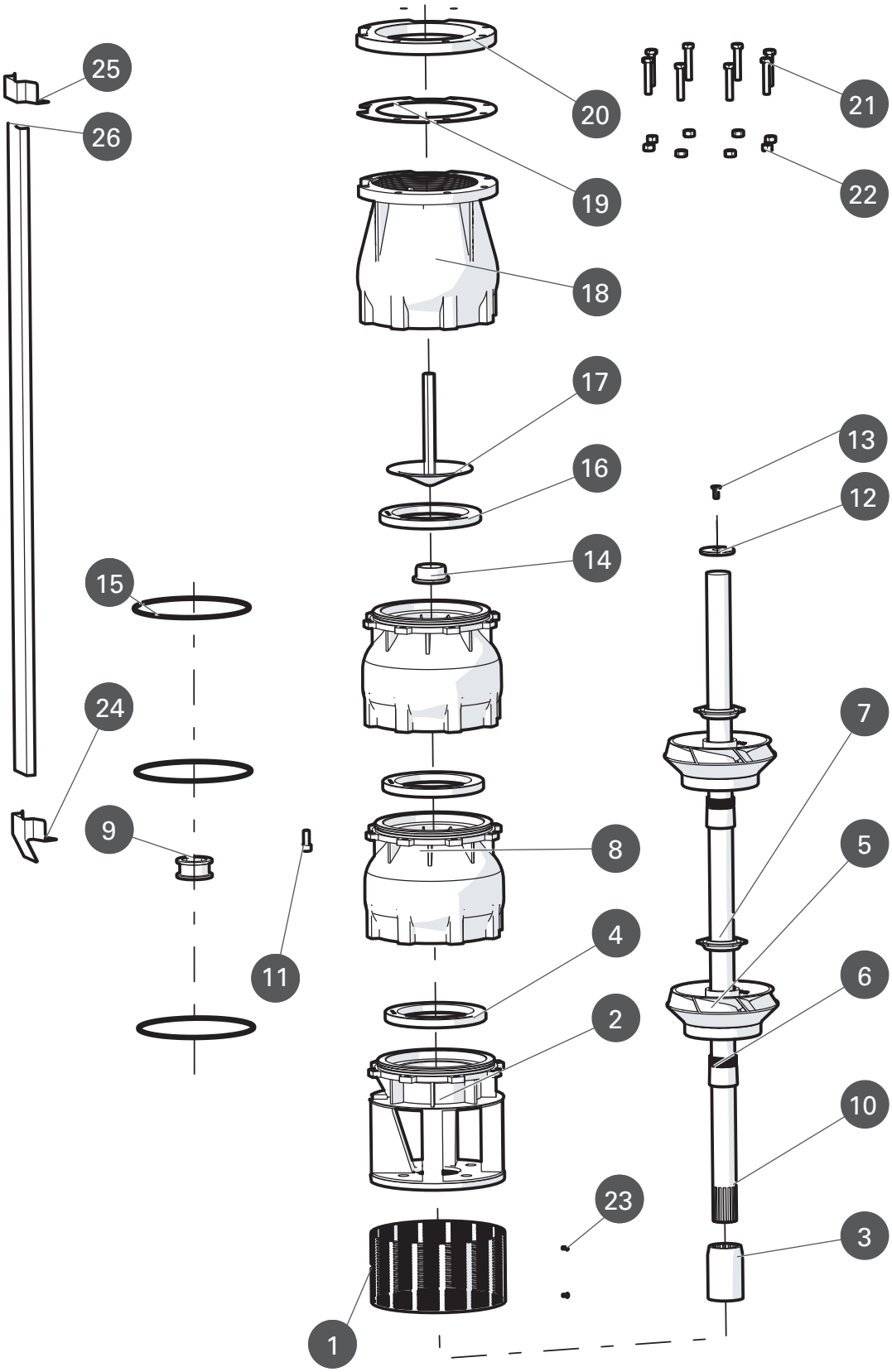

| 6LM-8LM-10LM-12LM series parts list | | | | | |
|---|---|---|---|---|---|
| **N° Code** | **DESCRIZIONE<br>Description** | **LMS Execution** | **LMX Execution** | **LMD Execution** | **(*) Q.tà<br>Q.ty** |
| 1 | Succheruola<br>*Suction strainer* | AISI 304 | AISI 316 | Duplex | - |
| 2 | Gabbia di aspirazione<br>*Suction cage* | AISI 304 | AISI 316 | Duplex | - |
| 3 | Giunto<br>*Joint* | AISI 304 | AISI 316 | Duplex | 1 |
| 4 | Anello usura<br>*Usury ring* | NBR | NBR | NBR | N° di St.<br>N° of St. |
| 5 | Girante<br>*Impeller* | AISI 304 | AISI 316 | Duplex | - |
| 6 | Cono<br>*Cone* | AISI 304 | AISI 316 | Duplex | N° di St.<br>N° of St. |
| 7 | Ghiera<br>*Hexagonal ring* | AISI 304 | AISI 316 | Duplex | N° di St.<br>N° of St. |
| 8 | Diffusore<br>*Diffuseur* | AISI 304 | AISI 316 | Duplex | - |
| 9 | Bronzina<br>*Bearing bush* | NBR | NBR | NBR | N° di St.<br>N° of St. |
| 10 | Albero pompa<br>*Pump shaft* | AISI 304 | AISI 316 | Duplex | 1 |
| 11 | N.8 Viti per diffusore<br>*N.8 Screw for diffuseur* | AISI 304 | AISI 316 | Duplex | - |
| 12 | Disco acciaio<br>*Ring* | AISI 304 | AISI 316 | Duplex | 1 |
| 13 | Vite disco acciaio<br>*Screw for disk* | AISI 304 | AISI 316 | Duplex | 1 |
| 14 | Controsospensione<br>*Counterthrust* | PTFE + 25% CARBON | PTFE + 25% CARBON | PTFE + 25% CARBON | 1 |
| 15 | O-Ring<br>*O-Ring* | NBR | NBR | NBR | N° di St.<br>N° of St. |
| 16 | Guarnizione farfalla<br>*Gasket valve* | NBR | NBR | NBR | 1 |
| 17 | Farfalla<br>*Cap valve* | AISI 304 | AISI 316 | Duplex | - |
| 18 | Corpo valvola<br>*Body valve* | AISI 304 | AISI 316 | Duplex | - |
| 19 | Guarnizione controflangia<br>*Seal counterflange* | NBR | NBR | NBR | 1 |
| 20 | Controflangia<br>*Counterflange* | AISI 304 | AISI 316 | Duplex | - |
| 21 | N.8 Viti per controflangia<br>*N.8 Screw for counterflange* | AISI 304 | AISI 316 | Duplex | - |
| 22 | N.8 Dadi per controflangia<br>*N.8 Nut for counterflange* | AISI 304 | AISI 316 | Duplex | - |
| 23 | N.2 Viti per succheruola<br>*N.2 Screw for suction strainer* | AISI 304 | AISI 316 | Duplex | - |
| 24 | Staffetta inferiore<br>*Lower clamp* | AISI 304 | AISI 316 | Duplex | - |
| 25 | Staffetta superiore<br>*Upper clamp* | AISI 304 | AISI 316 | Duplex | - |
| 26 | Copricavo<br>*Cover cable* | AISI 304 | AISI 316 | Duplex | - |

* Quantità dei ricambi consigliati / Recommended spare parts quantity

# 14” E14 lines

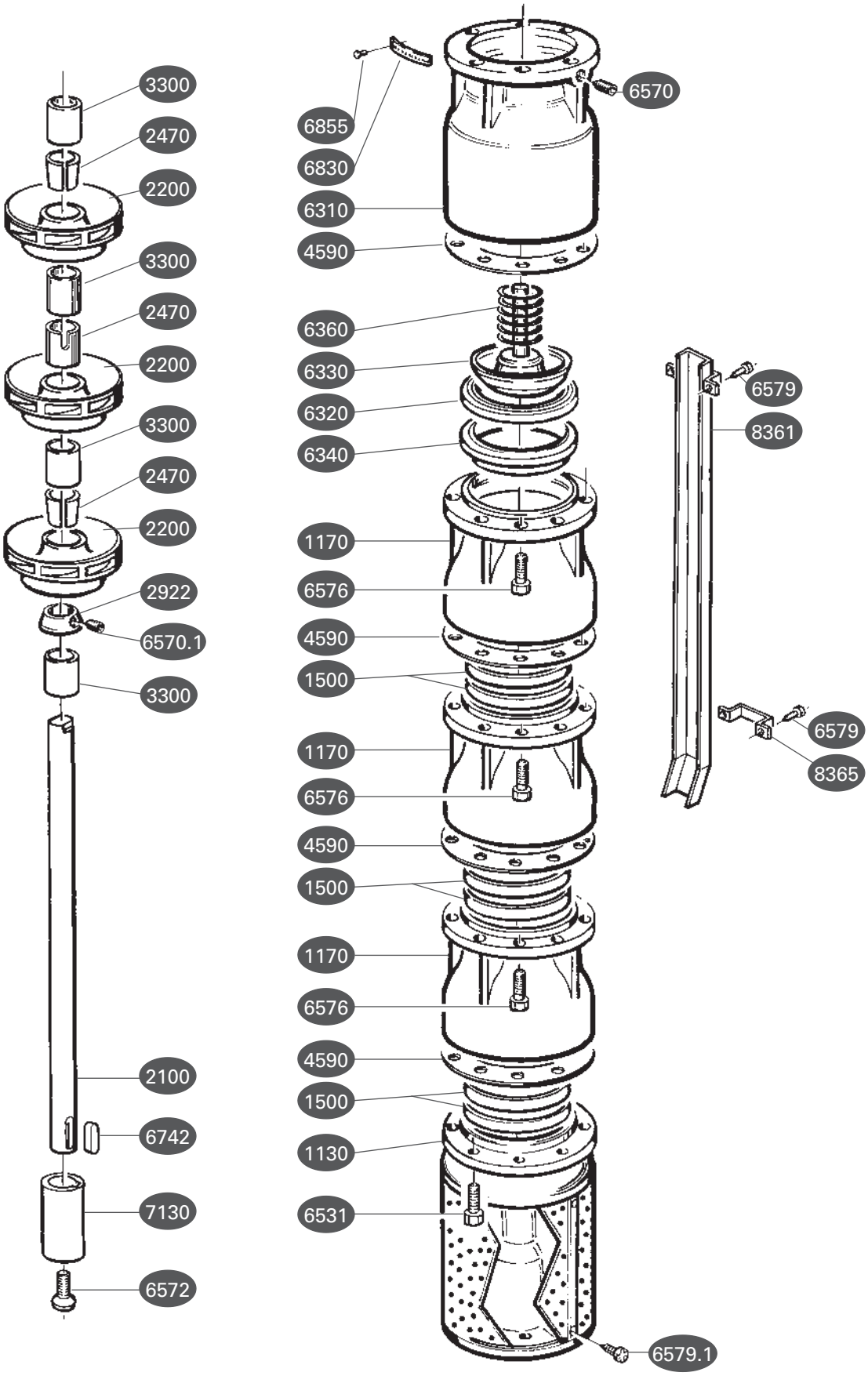
3300
2470
2200
3300
2470
2200
3300
2470
2200
2922
6570.1
3300
2100
6742
7130
6572
6855
6830
6310
4590
6360
6330
6320
6340
1170
6576
4590
1500
1170
6576
4590
1500
1170
6576
4590
1500
1130
6531
6570
6579
8361
6579
8365
6579.1

| 14” E14 series parts list | | |
|---|---|---|
| RIF.<br>REF.<br>REF. | DENOMINAZIONE MATERIALE | DENOMINATION MATERIAL |
| 1130 | Supporto / Ghisa | Support / Cast iron |
| 1170 | Diffusore / Ghisa | Diffuser / Cast iron |
| 1170.1 | Ultimo diffusore / Ghisa | Lat diffuser / Cast iron |
| 1500* | Anello usura / Gomma | Wear ring / Rubber |
| 2100 | Albero / Acciaio inox | Shaft / Stainless steel |
| 2200* | Girante / Ghisa | Impeller / Cast iron |
| 2470* | Bussola conica / Acciaio | Bushing / Steel |
| 2922* | Parasabbia / Ottone | Sandguard / Brass |
| 3300* | Cuscinetto / Acciaio - gomma | Bearing / Steel - rubber |
| 4590* | Guarnizione / Guarnital | Gland / Guarnital |
| 6310 | Corpo valvola / Ghisa | Valve body / Cast Iron |
| 6320 | Sede valvola / Ghisa | Valve housing / Rubber |
| 6330 | Piattello / Acciaio inox | Washer / Stainless steel |
| 6340 | Anello valvola / Ghisa | Housing ring / Cast iron |
| 6360 | Molla / Acciaio inox | Spring / Stainless steel |
| 6531 | Rete / Acciaio inox | Strainer / Stainless steel |
| 6570 | Grano / Acciaio inox | Screw / Stainless steel |
| 6570.1 | Grano / Acciaio inox | Screw / Stainless steel |
| 6572 | Vite / Acciaio inox | Screw / Stainless steel |
| 6576 | Vite / Acciaio inox | Screw / Stainless steel |
| 6579 | Vite / Acciaio inox | Screw / Stainless steel |
| 6579.1 | Vite / Acciaio inox | Screw / Stainless steel |
| 6742 | Linguetta / Acciaio inox | Key / Stainless steel |
| 6830 | Targhetta / Acciaio inox | Label / Stainless steel |
| 6855 | Rivetto / Acciaio inox | Pin / Stainless steel |
| 7130 | Giunto / Acciaio inox | Joint / Stainless steel |
| 8361 | Guaina / Acciaio inox | Sheat / Stainless steel |
| 8365 | Fascetta copricavo / Acciaio inox | Cable guard Clamp / Stainless steel |

# 4MPE/6MPE

Motori elettrici sommersi da 4″ e 6″ riavvolgibili in bagno d'olio atossico; caratterizzati da alta coppia di spunto, compattezza meccanica, affidabilità.

4″ and 6″ Submersible motor-driven pumps, that can be rewound, in non-toxic oil bath characterised by the high peak torque, mechanical compactness, reliability.

Motores eléctricos sumergibles de 4″ y 6″ bobinables en baño de aceite atóxico; caracterizados por una elevada capacidad de arranque, solidez mecánica y fiabilidad.

Moteurs électriques immergés à 4″ et 6″ re-enroulables en bain d'huile atoxique; caractérisés par une haute couple de démarrage, compacité méchanique, fiabilité.

| CARATTERISTICHE COSTRUTTIVE / CONSTRUCTION FEATURES<br>CARACTERÍSTICAS CONSTRUCTIVAS / CARACTÉRISTIQUES D'EXÉCUTION | |
|---|---|
| **Supporto superiore**<br>**Upper support**<br>**Soporte superior**<br>**Support supérieur** | ghisa nichelata<br>nickel plated cast iron<br>fundido niquelado<br>fonte nickelée |
| **Camicia esterna, albero e fondello**<br>**External jacket,shaft and cup**<br>**Camisa exterior, eje y soporte inferior**<br>**Chemise extérieur, arbre et culot** | acciaio inossidabile<br>stainless steel<br>acero inoxidable<br>acier inoxydable |
| **Tenuta meccanica**<br>**Mechanical seal**<br>**Sello mecánico**<br>**Garniture mécanique** | ceramica-grafite<br>ceramic-graphite<br>cerámica-grafito<br>céramique-graphite |
| **Cuscinetti a sfera**<br>**Ball bearings**<br>**Cojinetes de bolas**<br>**Roulements à billes** | radiali e assiali<br>radial and axial<br>radiales y axiales<br>radiaux et axiaux |
| **Numero di avviamenti/ora**<br>**Number of startups/hr**<br>**Número de arranques/hora**<br>**Nombre démarrages/heure** | max 30 |
| **Spinta assiale**<br>**Axial thrust**<br>**Empuje axial**<br>**Poussée axiale** | 1500 N (0,37 - 2,2 kW)<br>2500 N (2,2 - 5,5 kW)<br>4400 N (2,2 - 7,5 kW) |
| **Cavo**<br>**Cable**<br>**Cable**<br>**Câble** | 1,75 m (0,37 - 1,5 kW)<br>2,5 m (2,2 - 4 kW)<br>4 m (5,5 - 7,5 kW) |
| **MOTORE / MOTOR / MOTOR / MOTEUR** | |
| **Asincrono 2 poli riavvolgibile in bagno d'olio**<br>**Asynchronous 2 pole rewound in oil filled**<br>**Asíncrono 2 polos bobinable en baño de aceite**<br>**Asinchrone 2 pôles enroulable en bain d'huile** | 1~ 220/230V-50Hz<br>3~ 380/415V-50Hz |
| **Classe di isolamento**<br>**Insulation class**<br>**Clase de aislamiento**<br>**Classe d'isolation** | F |
| **Grado di protezione**<br>**Protection degree**<br>**Grado de protección**<br>**Protection** | IP58 |

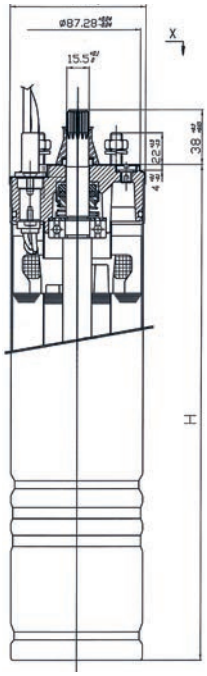


4″

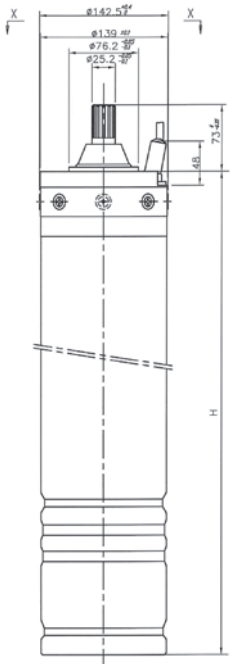


6″

| Type 230V/50Hz 1~ | Power (HP) | Power (kW) | Thrust Load N | $I_N$ A | $I_{START}$ A | EFF% % | COS Φ | $T_{START}$ / $T_{RATED}$ | H mm | Weight Kg | C µF | CABLE Lenght m | CABLE Size mm² |
|---|---|---|---|---|---|---|---|---|---|---|---|---|---|
| **4MPE 5** | 0,5 | 0,37 | 1500 | 3,4/3,6 | 10,8 | 53 | 0,94 | 1 | 325 | 7 | 20 | 1,75 | 1,5 |
| **4MPE 7** | 0,75 | 0,55 | | 4,2/4,5 | 13,9 | 60 | 0,92 | 0,87 | 325 | 7,6 | 25 | | |
| **4MPE10** | 1 | 0,75 | | 5,6/6 | 18,5 | 62 | 0,92 | 0,7 | 350 | 8,7 | 35 | | |
| **4MPE15** | 1,5 | 1,1 | | 7,8/8,2 | 23 | 66 | 0,92 | 0,5 | 385 | 10,3 | 40 | | |
| **4MPE20** | 2 | 1,5 | | 10,8/11 | 38,7 | 68 | 0,88 | 0,55 | 420 | 12 | 50 | | |
| **4MPE30** | 3 | 2,2 | | 14,6/14,8 | 43,5 | 69 | 0,94 | 0,48 | 470 | 14,2 | 70 | 2,5 | |
| **4MPE30H** | 3 | 2,2 | 7500 | 14,6/14,8 | 43,5 | 69 | 0,94 | 0,48 | 520 | 15,5 | 70 | | |

| Type 400V/50Hz 3~ | Power (HP) | Power (kW) | Thrust Load N | $I_N$ A | $I_{START}$ A | EFF% % | COS Φ | $T_{START}$ / $T_{RATED}$ | H mm | Weight Kg | CABLE Lenght m | CABLE Size mm² |
|---|---|---|---|---|---|---|---|---|---|---|---|---|
| **4MPET 5** | 0,5 | 0,37 | 1500 | 1,3/1,6 | 6,2 | 60 | 0,72 | 2,9 | 325 | 6,5 | 1,75 | 1,5 |
| **4MPET 7** | 0,75 | 0,55 | | 1,9/2 | 8,5 | 62 | 0,71 | 3,1 | 325 | 7 | | |
| **4MPET 10** | 1 | 0,75 | | 2,4/2,6 | 10,9 | 66 | 0,71 | 3,1 | 325 | 7,6 | | |
| **4MPET 15** | 1,5 | 1,1 | | 3,2/3,4 | 14 | 73 | 0,7 | 3,2 | 350 | 8,7 | | |
| **4MPET 20** | 2 | 1,5 | | 4,4/4,6 | 17 | 73 | 0,7 | 3,1 | 385 | 10,4 | | |
| **4MPET 30** | 3 | 2,2 | | 5,8/6,2 | 25 | 75 | 0,78 | 3,1 | 420 | 12 | 2,5 | |
| **4MPET 30H** | 3 | 2,2 | 7500 | 5,8/6,2 | 25 | 75 | 0,78 | 3,1 | 470 | 14,2 | | |
| **4MPET 40** | 4 | 3 | 2500 | 7,6/7,8 | 35 | 74 | 0,81 | 2,8 | 418 | 12,8 | | |
| **4MPET 42** | 4 | 3 | 5000 | 7,6/7,8 | 34 | 74 | 0,81 | 2,8 | 418 | 13,1 | | |
| **4MPET 42H** | 4 | 3 | 7500 | 7,9/8 | 34 | 77 | 0,75 | 3 | 550 | 19 | | |
| **4MPET 55** | 5,5 | 4 | 2500 | 9,8/9,9 | 49 | 76 | 0,82 | 3 | 468 | 15,3 | | |
| **4MPET 57** | 5,5 | 4 | 5000 | 9,8/9,9 | 49 | 76 | 0,82 | 3 | 468 | 15,6 | | |
| **4MPET 57H** | 5,5 | 4 | 7500 | 10/10,2 | 51 | 76 | 0,79 | 3,2 | 580 | 20,5 | | |
| **4MPET 75** | 7,5 | 5,5 | 2500 | 13,5/13,8 | 57 | 78 | 0,85 | 3 | 538 | 18,6 | 3 | |
| **4MPET 77** | 7,5 | 5,5 | 5000 | 13,5/13,8 | 57 | 78 | 0,85 | 3 | 538 | 18,9 | | |
| **4MPET 77H** | 7,5 | 5,5 | 7500 | 14,5/14,7 | 58 | 76 | 0,72 | 3,1 | 650 | 22,4 | 4 | 2 |
| **4MPET 100H** | 10 | 7,5 | | 19/19,5 | 77 | 79 | 0,8 | 3,2 | 810 | 27 | | |

| TYPE | P2 (HP) | P2 (kW) | PROTECTION 1~ | PROTECTION 3~ | CONTROL PANEL 1~ | CONTROL PANEL 3~ |
|---|---|---|---|---|---|---|
| **4MPE 5** | 0,5 | 0,37 | PML 5/20-4 | PT 7/1,3-2,1 | QSM 2-18/20 | QSMT 10 |
| **4MPE 7** | 0,75 | 0,55 | PML 7/25-6 | PT 7/1,3-2,1 | QSM 2-18/25 | QSMT 10 |
| **4MPE 10** | 1 | 0,75 | PML 10/35-7 | PT 10/1,9-3 | QSM 2-18/35 | QSMT 10 |
| **4MPE 15** | 1,5 | 1 | PML 15/40-10 | PT 15-20/2,9-4,5 | QSM 2-18/40 | QSMT 10 |
| **4MPE 20** | 2 | 1,5 | PML 20/50-13 | PT 20/30-40/4,3-6,8 | QSM 2-18/50 | QSMT 10 |
| **4MPE 30** | 3 | 2,2 | PML 30/80-18 | PT 20/30-40/4,3-6,8 | QSM 2-18/80 | QSMT 10 |
| **4MPE 40*** | 4 | 3 | - | PT 40-50/5,7-9,1 | - | QSMT 10 |
| **4MPE 55*** | 5,5 | 4 | - | PT 55-75/8,6-13,5 | - | QSMT 10 |
| **4MPE 75*** | 7,5 | 5,5 | - | PT 100/12,5-16,5 | - | QSMT 10 |
| **4MPE 100*** | 10 | 7,5 | - | PT 125-150/16-21 | - | QSMT 15 |

*Solo 3~; only 3~; sólo 3~; seule 3~

| Type 400V/50Hz 3~ | Power (HP) | Power (kW) | Thrust Load N | $I_N$ A | $I_{START}$ A | EFF% % | COS Φ | $T_{START}$ / $T_{RATED}$ | H mm | Weight Kg | CABLE Lenght m | CABLE Size mm² |
|---|---|---|---|---|---|---|---|---|---|---|---|---|
| **6MPET 55** | 5,5 | 4 | 10000 | 8,8 | 45 | 76 | 0,82 | 2,4 | 540 | 32 | 2,8 | 4 |
| **6MPET 75** | 7,5 | 5,5 | | 12,5 | 64 | 78 | 0,82 | 3 | 570 | 40 | | |
| **6MPET 100** | 10 | 7,5 | | 16,9 | 78 | 77 | 0,82 | 2,5 | 600 | 42 | | |
| **6MPET 125** | 12,5 | 9,2 | | 21,5 | 95 | 80 | 0,81 | 2,4 | 600 | 45 | | |
| **6MPET 150** | 15 | 11 | | 23,7 | 121 | 83 | 0,83 | 2,4 | 700 | 48 | | |
| **6MPET 175** | 17,5 | 12,8 | | 27,8 | 145 | 82 | 0,84 | 2,4 | 700 | 50 | | |
| **6MPET 200** | 20 | 15 | | 30,4 | 160 | 82 | 0,85 | 2,5 | 760 | 54 | | |
| **6MPET 250** | 25 | 18,5 | | 38,3 | 225 | 82 | 0,85 | 2,1 | 830 | 65 | | 8 |
| **6MPET 300** | 30 | 22 | | 44 | 250 | 83 | 0,86 | 2 | 890 | 70 | | |
| **6MPET 400** | 40 | 30 | 20000 | 62 | 330 | 86 | 0,86 | 2 | 1030 | 90 | | |
| **6MPET 500** | 50 | 37 | | 72 | 400 | 86 | 0,87 | 2 | 1170 | 101 | | |

| TYPE | P2 (HP) | P2 (kW) | PROTECTION 3~ | CONTROL PANEL 3~ | CONTROL PANEL star-delta starting 400/690 V |
|---|---|---|---|---|---|
| **6MPET 55** | 5,4 | 4 | PT 55-75/8.6-13.5 | QSMT 10 | QST 5 |
| **6MPET 75** | 7,5 | 5,5 | PT 100/12.5-16.5 | QSMT 10 | QST 5 - QST 7 |
| **6MPET 100** | 10 | 7,5 | PT 125-150/16-21 | QSMT 15 | QST 10 |
| **6MPET 125** | 12,5 | 9,2 | PT 200/22-29 | QSMT 15 | QST 15 |
| **6MPET 150** | 15 | 11 | PT 200/22-29 | QSMT 15 | QST 15 |
| **6MPET 175** | 17,5 | 13 | - | QSMT 20 | QST 20 |
| **6MPET 200** | 20 | 15 | - | QSMT 20 | QST 20 |
| **6MPET 250** | 25 | 18,5 | - | QSMT 30 | QST 30 |
| **6MPET 300** | 30 | 22 | - | QSMT 30 | QST 30 |
| **6MPET 400** | 40 | 30 | - | QSMT 40 | QST 50 |
| **6MPET 500** | 50 | 37 | - | - | QST 60 |

# 4MPEW/6MPEW

Motori elettrici sommersi da 4″ e 6″ con statore ermeticamente sigillato e impregnato in resina, raffreddato ad acqua (non riavvolgibili). Sporgenza albero e flangia NEMA.

4″ and 6″ Submersible motor-driven pumps air-tight sealed stator and impregnated with resin, water-cooled (cannot be rewound). NEMA coupling flange.

Motores eléctricos sumergibles de 4″ y 6″ con estator herméticamente sellado e impregnado con resina y refrigerado con agua (no bobinables). Acoplamiento NEMA.

Moteurs électriques immergés à 4″ et 6″ avec stator scellé hermétiquement et imprégné de résine à refroidissement par eau (non reenroulables). Accouplement NEMA:

| CARATTERISTICHE COSTRUTTIVE / CONSTRUCTION FEATURES<br>CARACTERÍSTICAS CONSTRUCTIVAS / CARACTÉRISTIQUES D'EXÉCUTION | |
|---|---|
| **Supporto superiore e fondello**<br>**Upper and bottom support**<br>**Soporte superior y inferiore**<br>**Support supérieur et culot** | ghisa<br>cast iron<br>fundido<br>fonte |
| **Camicia esterna, albero e fondello**<br>**External jacket,shaft and cup**<br>**Camisa exterior, eje y soporte inferior**<br>**Chemise extérieur, arbre et culot** | AISI 304 |
| **Tenuta meccanica**<br>**Mechanical seal**<br>**Sello mecánico**<br>**Garniture mécanique** | ceramica-grafite<br>ceramic-graphite<br>cerámica-grafito<br>céramique-graphite |
| **Cuscinetti reggispinta**<br>**Thrust bearings**<br>**Cojinetes de sospension**<br>**Roulements suspension** | Kingsbury |
| **Numero di avviamenti/ora**<br>**Number of startups/hr**<br>**Número de arranques/hora**<br>**Nombre démarrages/heure** | max 20 - DOL |
| **MOTORE / MOTOR / MOTOR / MOTEUR** | |
| **Asincrono 2 poli non riavvolgibile in bagno d'acqua**<br>**Asynchronous 2 pole no rewound in water filled**<br>**Asíncrono 2 polos bobinable en baño de agua**<br>**Asinchrone 2 pôles enroulable en bain d'eau** | 1~ 220/230V-50Hz<br>3~ 380/415V-50Hz |
| **Classe di isolamento**<br>**Insulation class**<br>**Clase de aislamiento**<br>**Classe d'isolation** | B - Max temp. 30 °C |
| **Grado di protezione**<br>**Protection degree**<br>**Grado de protección**<br>**Protection** | IP68 |
| **Flusso di raffreddamento**<br>**Cooling flow**<br>**Flujo de refrigeracion**<br>**Flux de refroidissement** | min 0,1 m/s |

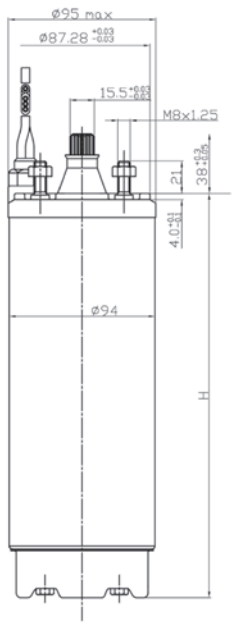


**4″**

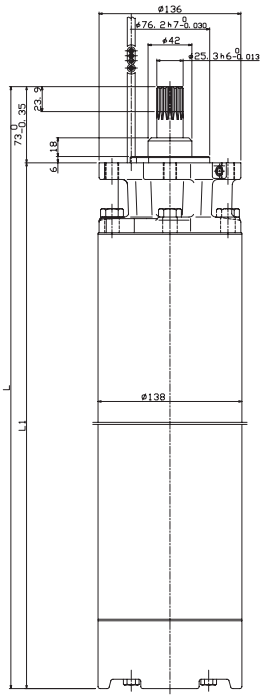


**6″**

| Type 230V/50Hz 1~ | Power | | Thrust Load N | $I_N$ | $I_{START}$ | EFF% | COS Φ | $T_{START}$ / $T_{RATED}$ | H | $C_{RUN}$ | Weight | CABLE | |
|---|---|---|---|---|---|---|---|---|---|---|---|---|---|
| | HP | kW | | A | A | % | | | mm | µF | Kg | Lenght m | Size mm² |
| **4MPEW 50** | 0,5 | 0,37 | 1500 | 3,4 | 11 | 54 | 0,9 | 0,7 | 250 | 16 | 6,8 | 1,75 | 1,5 |
| **4MPEW 75** | 0,75 | 0,55 | | 4,4 | 16,6 | 62 | 0,88 | 0,63 | 265 | 20 | 8,1 | | |
| **4MPEW 100** | 1 | 0,75 | | 6 | 23,1 | 63 | 0,86 | 0,65 | 295 | 30 | 10,6 | | |
| **4MPEW 150** | 1,5 | 1,1 | 3000 | 7,8 | 29,6 | 68 | 0,9 | 0,62 | 340 | 40 | 11,2 | | |
| **4MPEW 200** | 2 | 1,5 | | 10,5 | 39,3 | 65 | 0,96 | 0,6 | 375 | 50 | 14 | | |
| **4MPEW 300** | 3 | 2,2 | | 15 | 52,5 | 72 | 0,92 | 0,55 | 430 | 70 | 16,4 | 2,5 | |

| Type 400V/50Hz 3~ | Power | | Thrust Load N | $I_N$ | $I_{START}$ | EFF% | COS Φ | $T_{START}$ / $T_{RATED}$ | H | Weight | CABLE | |
|---|---|---|---|---|---|---|---|---|---|---|---|---|
| | HP | kW | | A | A | % | | | mm | Kg | Lenght m | Size mm² |
| **4MPEWT 50** | 0,5 | 0,37 | 1500 | 1,3 | 5,3 | 62 | 0,72 | 2,6 | 235 | 5,8 | 5,6 | 1,5 |
| **4MPEWT 75** | 0,75 | 0,55 | | 1,7 | 7,2 | 66 | 0,71 | 2,5 | 250 | 7 | | |
| **4MPEWT 100** | 1 | 0,75 | | 2,2 | 9,2 | 67 | 0,73 | 1,9 | 265 | 8,3 | | |
| **4MPEWT 150** | 1,5 | 1,1 | 3000 | 3 | 14,2 | 72 | 0,74 | 2,3 | 295 | 10,9 | | |
| **4MPEWT 200** | 2 | 1,5 | | 4 | 18,5 | 72 | 0,75 | 2,1 | 340 | 11,4 | | |
| **4MPEWT 300** | 3 | 2,2 | | 5,6 | 26,5 | 74 | 0,77 | 2,4 | 375 | 14,2 | | |
| **4MPEWT 400** | 4 | 3 | 6500 | 7,5 | 34,3 | 76 | 0,77 | 2,2 | 480 | 18,3 | | |
| **4MPEWT 550** | 5,5 | 4 | | 10,6 | 44 | 69 | 0,79 | 2,3 | 555 | 23,4 | | |
| **4MPEWT 750** | 7,5 | 5,5 | | 13,6 | 62 | 72 | 0,82 | 2,2 | 675 | 29,4 | | |
| **4MPEWT 1000** | 10 | 7,5 | | 18,3 | 90 | 75 | 0,79 | 2,2 | 765 | 33,8 | | |

| Type 400V/50Hz 3~ | Volt V | Power | | Thrust Load N | $I_N$ | EFF% | COS Φ | $T_{START}$ / $T_{RATED}$ | H | Weight | CABLE |
|---|---|---|---|---|---|---|---|---|---|---|---|
| | | HP | kW | | A | % | | | mm | Kg | Lenght m |
| **6MPEWT 550** | 380 | 5,5 | 4 | 7500 | 9,5 | 75,14 | 87,48 | 2,944 | 504 | 36 | 4 |
| **6MPEWT 550** | 400 | | | | 9,1 | 76,68 | 85,46 | | | | |
| **6MPEWT 550** | 415 | | | | 8,9 | 76,84 | 83,95 | | | | |
| **6MPEWT 750** | 380 | 7,5 | 5,5 | 7500 | 12,5 | 79,05 | 87,38 | 2,072 | 559 | 41 | |
| **6MPEWT 750** | 400 | | | | 12 | 79,06 | 85,83 | | | | |
| **6MPEWT 750** | 415 | | | | 11,7 | 79,69 | 84,24 | | | | |
| **6MPEWT 1000** | 380 | 10 | 7,5 | 15500 | 17,8 | 77,67 | 85,06 | 1,459 | 668 | 49 | |
| **6MPEWT 1000** | 400 | | | | 17,6 | 76,86 | 82,1 | | | | |
| **6MPEWT 1000** | 415 | | | | 17,4 | 77,46 | 79,22 | | | | |
| **6MPEWT 1500** | 380 | 15 | 11 | 15500 | 25,6 | 76,99 | 87,42 | 0,984 | 734 | 56 | |
| **6MPEWT 1500** | 400 | | | | 24,6 | 77,98 | 84,82 | | | | |
| **6MPEWT 1500** | 415 | | | | 24,2 | 78,64 | 82,03 | | | | |
| **6MPEWT 2000** | 380 | 20 | 15 | 15500 | 34 | 77,87 | 88,54 | 0,713 | 819 | 64 | |
| **6MPEWT 2000** | 400 | | | | 32,8 | 78,61 | 86,35 | | | | |
| **6MPEWT 2000** | 415 | | | | 32,3 | 79,12 | 83,84 | | | | |
| **6MPEWT 3000** | 380 | 30 | 22 | 15500 | 46 | 83,1 | 90,24 | 0,526 | 971 | 83 | |
| **6MPEWT 3000** | 400 | | | | 44 | 83,73 | 88,95 | | | | |
| **6MPEWT 3000** | 415 | | | | 43 | 83,77 | 87,55 | | | | |

# 4MPC/6MPC

Motori elettrici sommersi da 4”e 6” riavvolgibili in bagno d’olio atossico; caratterizzati da alta coppia di spunto, compattezza meccanica, affidabilità.

4” and 6” submersible motor-driven pumps, that can be rewound, in non-toxic oil bath characterised by the high peak torque, mechanical compactness, reliability.

Motores eléctricos sumergibles de 4”y 6” bobinables en baño de aceite atóxico; caracterizados por una elevada capacidad de arranque, solidez mecánica y fiabilidad.

Moteurs électriques immergés à 4”et 6” re-enroulables en bain d’huile atoxique; caractérisés par une haute couple de démarrage, compacité méchanique, fiabilité.

| CARATTERISTICHE COSTRUTTIVE / CONSTRUCTION FEATURES<br>CARACTERÍSTICAS CONSTRUCTIVAS / CARACTÉRISTIQUES D’EXÉCUTION | |
|---|---|
| **Supporto superiore**<br>**Upper support**<br>**Soporte superior**<br>**Support supérieur** | ghisa e acciaio inox<br>cast iron and stainless steel<br>fundido y acero inoxidable<br>fonte et acier inoxydable |
| **Camicia esterna, albero e fondello**<br>**External jacket,shaft and cup**<br>**Camisa exterior, eje y soporte inferior**<br>**Chemise extérieur, arbre et culot** | acciaio inossidabile<br>stainless steel<br>acero inoxidable<br>acier inoxydable |
| **Tenuta meccanica**<br>**Mechanical seal**<br>**Sello mecánico**<br>**Garniture mécanique** | ceramica-grafite<br>ceramic-graphite<br>cerámica-grafito<br>céramique-graphite |
| **Cuscinetti a sfera**<br>**Ball bearings**<br>**Cojinetes de bolas**<br>**Roulements à billes** | assiali<br>axial<br>axiales<br>axiaux |
| **Numero di avviamenti/ora**<br>**Number of startups/hr**<br>**Número de arranques/hora**<br>**Nombre démarrages/heure** | 4”: max 30<br>6”: max 20 |
| **Cavo**<br>**Cable**<br>**Cable**<br>**Câble** | 4”: 1,5 m (0,37 - 2,2 kW)<br>2,5 m (3,0 - 5,5 kW)<br>3,5 m (7,5 kW)<br>6”: 4 m |
| **MOTORE / MOTOR / MOTOR / MOTEUR** | |
| **Asincrono 2 poli riavvolgibile in bagno d’olio**<br>**Asynchronous 2 pole rewound in oil filled**<br>**Asíncrono 2 polos bobinable en baño de aceite**<br>**Asinchrone 2 pôles enroulable en bain d’huile** | 1~ 220/230V-50Hz<br>3~ 380/415V-50Hz |
| **Classe di isolamento**<br>**Insulation class**<br>**Clase de aislamiento**<br>**Classe d’isolation** | F |
| **Grado di protezione**<br>**Protection degree**<br>**Grado de protección**<br>**Protection** | IP68 |

| Type 220-230V/50Hz 1~ | Power (kW) | Power (HP) | V | $I_N$ A | $I_{START}$ A | R.p.m. | $T_S/T_N$ | EFF % | COS Φ | C µF |
|---|---|---|---|---|---|---|---|---|---|---|
| **4MPC 5** | 0,37 | 0,50 | 220 | 3,4 | 11,56 | 2830 | 0,94 | 53 | 0,95 | 20 |
| | | | 230 | 3,5 | 11,90 | 2845 | 1,05 | 51 | 0,91 | 20 |
| **4MPC 7** | 0,55 | 0,75 | 220 | 4,5 | 15,75 | 2830 | 0,79 | 59 | 0,95 | 25 |
| | | | 230 | 4,7 | 16,45 | 2845 | 0,88 | 57 | 0,91 | 25 |
| **4MPC 10** | 0,75 | 1,0 | 220 | 5,7 | 20,52 | 2830 | 0,82 | 63 | 0,96 | 35 |
| | | | 230 | 5,8 | 20,30 | 2845 | 0,88 | 61 | 0,92 | 35 |
| **4MPC 15** | 1,1 | 1,5 | 220 | 8,3 | 27,39 | 2810 | 0,68 | 64 | 0,95 | 40 |
| | | | 230 | 8,6 | 27,52 | 2830 | 0,75 | 62 | 0,90 | 40 |
| **4MPC 20** | 1,5 | 2,0 | 220 | 10,5 | 34,65 | 2810 | 0,63 | 67 | 0,97 | 50 |
| | | | 230 | 10,7 | 36,38 | 2820 | 0,70 | 65 | 0,93 | 50 |
| **4MPC 30** | 2,2 | 3,0 | 220 | 14,8 | 81,40 | 2810 | 0,67 | 71 | 0,98 | 80 |
| | | | 230 | 14,5 | 79,75 | 2830 | 0,73 | 70 | 0,96 | 80 |
| **4MPC 30H** | 2,2 | 3,0 | 220 | 14,8 | 81,40 | 2810 | 0,67 | 71 | 0,98 | 80 |
| | | | 230 | 14,5 | 79,75 | 2830 | 0,73 | 70 | 0,96 | 80 |
| **4MPC 50** | 3,7 | 5,0 | 220 | 23,1 | 97,02 | 2910 | 0,91 | 76 | 0,97 | 130+178 |
| | | | 230 | 23,9 | 102,77 | 2920 | 1,01 | 73 | 0,93 | 130+178 |

| Type 380-400-415V/50Hz 3~ | Power (kW) | Power (HP) | V | $I_N$ A | $I_{START}$ A | R.p.m. | $T_S/T_N$ | EFF % | COS Φ |
|---|---|---|---|---|---|---|---|---|---|
| **4MPC 5T** | 0,37 | 0,50 | 380 | 1,35 | 4,725 | 2790 | 1,7 | 51 | 0,83 |
| | | | 400 | 1,35 | 4,995 | 2820 | 1,9 | 51 | 0,79 |
| | | | 415 | 1,35 | 5,265 | 2835 | 2,0 | 50 | 0,76 |
| **4MPC 7T** | 0,55 | 0,75 | 380 | 1,85 | 6,66 | 2800 | 1,8 | 56 | 0,83 |
| | | | 400 | 1,85 | 7,03 | 2830 | 2,1 | 56 | 0,78 |
| | | | 415 | 1,90 | 7,41 | 2850 | 2,3 | 56 | 0,75 |
| **4MPC 10T** | 0,75 | 1,0 | 380 | 2,20 | 9,02 | 2810 | 2,3 | 63 | 0,82 |
| | | | 400 | 2,20 | 9,24 | 2835 | 2,5 | 63 | 0,78 |
| | | | 415 | 2,25 | 9,675 | 2850 | 2,9 | 63 | 0,74 |
| **4MPC 15T** | 1,1 | 1,5 | 380 | 3,00 | 13,80 | 2800 | 2,6 | 69 | 0,83 |
| | | | 400 | 3,00 | 14,10 | 2830 | 2,8 | 68 | 0,79 |
| | | | 415 | 3,00 | 14,10 | 2845 | 3,0 | 68 | 0,75 |
| **4MPC 20T** | 1,5 | 2,0 | 380 | 4,00 | 17,60 | 2800 | 2,6 | 70 | 0,82 |
| | | | 400 | 4,10 | 18,45 | 2825 | 2,9 | 69 | 0,76 |
| | | | 415 | 4,30 | 19,35 | 2840 | 3,1 | 69 | 0,71 |
| **4MPC 30T** | 2,2 | 3,0 | 380 | 5,50 | 22,05 | 2800 | 2,4 | 74 | 0,83 |
| | | | 400 | 5,60 | 28,00 | 2825 | 2,8 | 74 | 0,78 |
| | | | 415 | 5,70 | 29,07 | 2840 | 3,0 | 73 | 0,73 |
| **4MPC 30HT** | 2,2 | 3,0 | 380 | 5,50 | 22,05 | 2800 | 2,4 | 74 | 0,83 |
| | | | 400 | 5,60 | 28,00 | 2825 | 2,8 | 74 | 0,78 |
| | | | 415 | 5,70 | 29,07 | 2840 | 3,0 | 73 | 0,73 |
| **4MPC 40T** | 3,0 | 4,0 | 380 | 7,40 | 33,30 | 2780 | 2,5 | 75 | 0,83 |
| | | | 400 | 7,50 | 34,50 | 2810 | 2,7 | 74 | 0,78 |
| | | | 415 | 7,90 | 37,92 | 2825 | 3,0 | 73 | 0,72 |
| **4MPC 40HT** | 3,0 | 4,0 | 380 | 7,40 | 33,30 | 2780 | 2,5 | 75 | 0,83 |
| | | | 400 | 7,50 | 34,50 | 2810 | 2,7 | 74 | 0,78 |
| | | | 415 | 7,90 | 37,92 | 2825 | 3,0 | 73 | 0,72 |
| **4MPC 55T** | 4,0 | 5,5 | 380 | 9,60 | 48,96 | 2800 | 2,8 | 79 | 0,82 |
| | | | 400 | 9,80 | 49,98 | 2820 | 3,1 | 78 | 0,77 |
| | | | 415 | 10,3 | 52,53 | 2835 | 3,4 | 77 | 0,71 |
| **4MPC 55HT** | 4,0 | 5,5 | 380 | 9,60 | 48,96 | 2800 | 2,8 | 79 | 0,82 |
| | | | 400 | 9,80 | 49,98 | 2820 | 3,1 | 78 | 0,77 |
| | | | 415 | 10,3 | 52,53 | 2835 | 3,4 | 77 | 0,71 |
| **4MPC 75T** | 5,5 | 7,5 | 380 | 12,6 | 65,52 | 2825 | 2,5 | 80 | 0,86 |
| | | | 400 | 12,5 | 67,50 | 2845 | 2,7 | 80 | 0,82 |
| | | | 415 | 12,8 | 69,12 | 2860 | 2,9 | 79 | 0,78 |
| **4MPC 75HT** | 5,5 | 7,5 | 380 | 12,6 | 65,52 | 2825 | 2,5 | 80 | 0,86 |
| | | | 400 | 12,5 | 67,50 | 2845 | 2,7 | 80 | 0,82 |
| | | | 415 | 12,8 | 69,12 | 2860 | 2,9 | 79 | 0,78 |
| **4MPC 100T** | 7,5 | 10,0 | 380 | 16,9 | 86,19 | 2810 | 2,4 | 80 | 0,87 |
| | | | 400 | 16,9 | 89,57 | 2835 | 2,6 | 80 | 0,83 |
| | | | 415 | 17,3 | 91,69 | 2850 | 2,7 | 79 | 0,77 |

| Type 380-400-415V/50Hz 3~ | Power (kW) | Power (HP) | V | $I_N$ A | $I_{START}$ A | R.p.m. | $T_N$ Nm | $T_S/T_N$ | EFF. % | COS Φ |
|---|---|---|---|---|---|---|---|---|---|---|
| **6MPC 55T** | 4,0 | 5,5 | 380 | 9,6 | 37,5 | 2815 | 13,6 | 1,44 | 76 | 0,85 |
| | | | 400 | 9,5 | 38,0 | 2820 | 13,5 | 1,62 | 76 | 0,81 |
| | | | 415 | 9,6 | 38,5 | 2835 | 13,4 | 1,78 | 76 | 0,77 |
| **6MPC 75T** | 5w,5 | 7,5 | 380 | 12,9 | 50,3 | 2800 | 18,7 | 1,43 | 79 | 0,84 |
| | | | 400 | 13,0 | 52,0 | 2830 | 18,5 | 1,58 | 79 | 0,79 |
| | | | 415 | 13,2 | 54,1 | 2850 | 18,4 | 1,75 | 79 | 0,75 |
| **6MPC 100T** | 7,5 | 10 | 380 | 17,1 | 63,3 | 2810 | 25,6 | 1,29 | 79 | 0,86 |
| | | | 400 | 16,8 | 67,2 | 2835 | 25,3 | 1,46 | 79 | 0,82 |
| | | | 415 | 17,1 | 73,5 | 2850 | 25,2 | 1,54 | 79 | 0,78 |
| **6MPC 125T** | 9,2 | 12,5 | 380 | 20,8 | 81,1 | 2800 | 31,3 | 1,41 | 81 | 0,84 |
| | | | 400 | 20,9 | 85,7 | 2830 | 31,0 | 1,59 | 81 | 0,80 |
| | | | 415 | 21,5 | 88,1 | 2845 | 30,9 | 1,73 | 81 | 0,75 |
| **6MPC 150T** | 11 | 15 | 380 | 24,5 | 129,9 | 2800 | 36,6 | 1,97 | 85 | 0,81 |
| | | | 400 | 25,3 | 136,6 | 2825 | 36,4 | 2,22 | 85 | 0,75 |
| | | | 415 | 26,6 | 143,6 | 2840 | 36,3 | 2,41 | 84 | 0,70 |
| **6MPC 200T** | 15 | 20 | 380 | 33,0 | 168,3 | 2800 | 50,2 | 2,50 | 84 | 0,84 |
| | | | 400 | 33,4 | 183,7 | 2825 | 49,9 | 2,74 | 84 | 0,79 |
| | | | 415 | 34,7 | 190,8 | 2840 | 19,7 | 2,97 | 84 | 0,73 |
| **6MPC 250T** | 18,5 | 25 | 380 | 40,1 | 180,4 | 2800 | 62,3 | 2,10 | 85 | 0,84 |
| | | | 400 | 40,7 | 187,2 | 2825 | 61,9 | 2,35 | 85 | 0,79 |
| | | | 415 | 42,1 | 193,7 | 2840 | 61,5 | 2,57 | 85 | 0,73 |
| **6MPC 300T** | 22 | 30 | 380 | 50,3 | 286,7 | 2780 | 73,1 | 2,25 | 86 | 0,79 |
| | | | 400 | 53,3 | 293,1 | 2810 | 72,7 | 2,52 | 85 | 0,71 |
| | | | 415 | 57,6 | 311,0 | 2825 | 72,5 | 2,73 | 84 | 0,64 |
| **6MPC 400T** | 30 | 40 | 380 | 63,2 | 297,0 | 2780 | 101,5 | 1,58 | 83 | 0,88 |
| | | | 400 | 61,9 | 309,5 | 2810 | 100,9 | 1,76 | 84 | 0,85 |
| | | | 415 | 62,2 | 317,2 | 2825 | 100,3 | 1,91 | 84 | 0,81 |

**1~/3~ Dimensions**

| Type | Axial Trust N/Kg | kW | Tot. A (mm) | Tot. C (mm) | Kg | Oil (Kg) |
|---|---|---|---|---|---|---|
| **4MPC 5** | 1500/150 | 0,37 | 364 | 402 | 8,1 | 0,71 |
| **4MPC 7** | 1500/150 | 0,55 | 389 | 427 | 9,2 | 0,72 |
| **4MPC 10** | 1500/150 | 0,75 | 411 | 449 | 10,3 | 0,76 |
| **4MPC 15** | 2500/250 | 1,10 | 434 | 472 | 11,4 | 0,79 |
| **4MPC 20** | 2500/250 | 1,50 | 467 | 505 | 12,8 | 0,76 |
| **4MPC 30** | 2500/250 | 2,20 | 565 | 603 | 17,4 | 0,86 |
| **4MPC 30H** | 4500/450 | 2,20 | 565 | 603 | 17,4 | 0,84 |
| **4MPC 50** | 2500/250 | 3,70 | 680 | 718 | 24,1 | 0,86 |
| **4MPC 5T** | 1500/150 | 0,37 | 350 | 388 | 7,4 | 0,70 |
| **4MPC 7T** | 1500/150 | 0,55 | 364 | 402 | 8,0 | 0,71 |
| **4MPC 10T** | 2500/250 | 0,75 | 384 | 422 | 8,8 | 0,72 |
| **4MPC 15T** | 2500/250 | 1,10 | 411 | 449 | 10,6 | 0,70 |
| **4MPC 20T** | 2500/250 | 1,50 | 428 | 466 | 10,8 | 0,74 |
| **4MPC 30T** | 2500/250 | 2,20 | 467 | 505 | 12,5 | 0,78 |
| **4MPC 30HT** | 4500/450 | 2,20 | 467 | 505 | 12,5 | 0,78 |
| **4MPC 40T** | 2500/250 | 3,00 | 522 | 560 | 15,0 | 0,80 |
| **4MPC 40HT** | 4500/450 | 3,00 | 522 | 560 | 15,0 | 0,80 |
| **4MPC 55T** | 2500/250 | 4,00 | 587 | 625 | 18,3 | 0,82 |
| **4MPC 55HT** | 4500/450 | 4,00 | 587 | 625 | 18,3 | 0,82 |
| **4MPC 75T** | 2500/250 | 5,5 | 687 | 725 | 24,3 | 0,86 |
| **4MPC 75HT** | 4500/450 | 5,5 | 687 | 725 | 24,3 | 0,86 |
| **4MPC 100T** | 4500/450 | 7,5 | 768 | 806 | 28,3 | 1,09 |

**Cables**

| Type 400V/50Hz | DOL | ⅄Δ |
|---|---|---|
| **4 x 4 mm²** | 4 - 18,5 kW | 4 - 30 kW |
| **3 x 8 mm² + 8 mm²** | 22 - 30 kW | - |

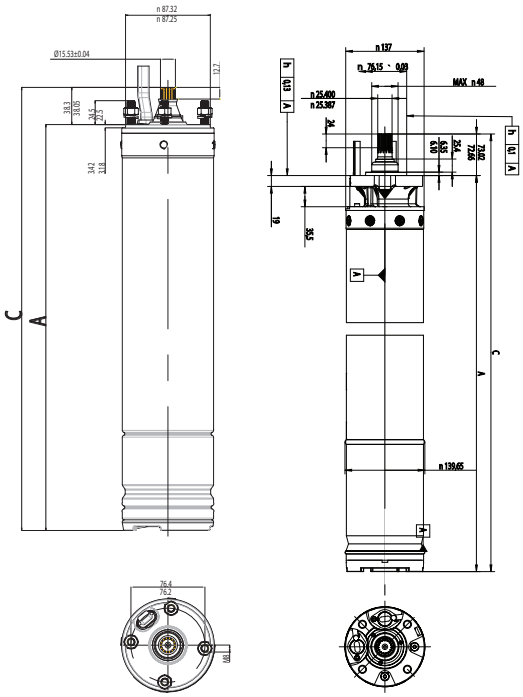

**3~ Dimensions**

| Type | kW | HP | A (mm) | C (mm) | Kg | Oil (Kg) |
|---|---|---|---|---|---|---|
| **6MPC 55T** | 4,0 | 5,5 | 633 | 706 | 34 | 2,50 |
| **6MPC 75T** | 5,5 | 7,5 | 667 | 740 | 36 | 2,95 |
| **6MPC 100T** | 7,5 | 10 | 698 | 771 | 39 | 3,15 |
| **6MPC 125T** | 9,2 | 12,5 | 731 | 804 | 42 | 3,25 |
| **6MPC 150T** | 11 | 15 | 826 | 899 | 50 | 3,30 |
| **6MPC 200T** | 15 | 20 | 894 | 967 | 57 | 3,50 |
| **6MPC 250T** | 18,5 | 25 | 959 | 1032 | 65 | 3,60 |
| **6MPC 300T** | 22 | 30 | 1116 | 1189 | 78 | 3,80 |
| **6MPC 400T** | 30 | 40 | 1243 | 1316 | 91 | 4,10 |

Pentax®
WATER PUMPS

# 6R/8R/10R

Motori sommersi riavvolgibili in bagno acqua 6", 8" e 10" Potenze da 4 kW fino a 185 kW.
Disponibile con tenuta meccanica. Avvolgimento standard in PPC, disponibile versione in PE2+PA per temperature fino a 50°C. Versione in acciaio inossidabile AISI 304, AISI 316, DUPLEX. Sporgenza albero e flangia NEMA.

6", 8", 10" submersible motors rewindable in water bath. Power from 4 kW up to 185 kW.
Available with mechanical seal. Standard PPC winding, PE2+PA winding available for temperatures up to 50°C. AISI 304, AISI 316, DUPLEX versions available. NEMA coupling flange.

Motores sumergidos rebobinables en baño de agua de 6", 8", 10". Potencia de 4 kW a 185 kW.
Disponible con sello mecánico. Bobinaje en PPC, disponible con bobinaje en PE2+PA para temperatras hasta 50°C. Version en acero inoxydable AISI 304, AISI 316, DUPLEX disponibles. Acoplamiento NEMA.

Moteurs immergés rebobinables à bain d'eau 6", 8", 10". Puissance de 4 kW jusqu'à 185 kW.
Disponible avec joint mécanique. Bobinage standard en PPC, bobinage en PE2+PA pour température jusqu'à 50°C. Version disponible en acier inoxydable AISI 304, AISI 316, DUPLEX. Accouplement NEMA.

| CARATTERISTICHE COSTRUTTIVE / CONSTRUCTION FEATURES<br>CARACTERÍSTICAS CONSTRUCTIVAS / CARACTÉRISTIQUES D'EXÉCUTION | |
|---|---|
| **Supporto superiore / inferiore**<br>**Upper / bottom support**<br>**Soporte superior / inferior**<br>**Support supérieur / inférieur** | G25 (6R / 8R / 10R)<br>AISI 304 (6RS / 8RS / 10RS)<br>AISI 316 (6RX / 8RX / 10RX)<br>DUPLEX (6RD / 8RD / 10RD) |
| **Camicia statore**<br>**Stator sleeve**<br>**Camisa de elstator**<br>**Chemis stator** | AISI 304 - (R)<br>AISI 304 - (RS)<br>AISI 316 - (RX)<br>Duplex - (RD) |
| **Sporgenza albero**<br>**Shaft end**<br>**Extremo eje**<br>**Bout d'albre** | AISI 431 - (R)<br>AISI 431 - (RS)<br>AISI 316 - (RX)<br>Duplex - (RD) |
| **Tipo tenuta** | tenuta a labbro (a richiesta tenuta meccanica) |
| **Seal type** | lip seal (mechanical seal on request) |
| **Tipo sello** | doble sello (bajo pedido sello mecánico) |
| **Type garniture** | joint d'étanchéité à lèvre<br>(sur demande garniture mécanique) |
| **Cuscinetti** | radiali e assiali, lubrificati ad acqua |
| **Bearings** | radial and axial, water lubricated |
| **Cojinetes** | radiales y axiales, lubricado con agua |
| **Roulements** | radial et axial, lubrifié avec de l'eau |
| **Cuscinetto reggispinta**<br>**Thrust bearing**<br>**Cojinete sospension**<br>**Roulement suspension** | Michell |
| **MOTORE / MOTOR / MOTOR / MOTEUR** | |
| **Asincrono 2 poli riavvolgibile in bagno d'acqua**<br>**Asynchronous 2 pole rewound in water filled**<br>**Asíncrono 2 polos bobinable en baño de agua**<br>**Asinchrone 2 pôles enroulable en bain d'eau** | 3~ 3x400V ± 10% - 50Hz<br>3~ 3x400/690V ± 10% -50Hz |
| **Flusso di raffreddamento**<br>**Cooling flow**<br>**Flux de refroidissement**<br>**Flujo de refrigeracion** | min 0,5 m/s |
| **Classe di isolamento**<br>**Insulation class**<br>**Clase de aislamiento**<br>**Classe d'isolation** | Y - PPC - Max temp. 30 °C<br>F - LPE / PE2+PA - Max temp. 50 °C |
| **Isolamento** *<br>**Insulation** *<br>**Aislamiento** *<br>**Isolation** * | PPC (a richiesta doppio isolamento LPE e PE2 + PA)<br>PPC (double insulation LPE and PE2 + PA on request)<br>PPC (bajo pedido doble aislamiento LPE y PE2 + PA)<br>PPC (sur demande double isolation LPE et PE2 + PA) |
| **Grado di protezione**<br>**Protection degree**<br>**Grado de protección**<br>**Protection** | IP68 |
| **Massima profondità d'immersione**<br>**Maximum immersion depth**<br>**Sumergencia máxima**<br>**Profondité maximum d'immersion** | 350 m |
| **Su richiesta sono disponibili**<br>**Available on demand**<br>**Disponible bajo demanda**<br>**Disponible sur demande** | - PT 100<br>- Star/Delta starting<br>- Cooling Sleeve<br>- Cer./Carb./NBR Seal<br>- SIC/SIC/NBR Seal |

* PPC isolamento equivalente a PVC
* PPC insulation is equivalent to PVC
* PPC aislamiento es equivalente a PVC
* PPC isolation équivalent à PVC

| Type | Power | | V | A | RPM | η ( Efficency motor %) at % load | | | cos φ at % load | | | Starting | | | | Axial load daN | Start/hour (max) |
|---|---|---|---|---|---|---|---|---|---|---|---|---|---|---|---|---|---|
| | | | | | | | | | | | | Direct | | Star-delta | Statoric | | |
| | kW | HP | | | | 50 | 75 | 100 | 50 | 75 | 100 | Cs/Cn | Is / In | Is / In | Is / In | | |
| **6R7** | 5,5 | 7,5 | 380<br>400<br>415 | 12,4<br>12,3<br>12,3 | 2846<br>2859<br>2880 | 77,0<br>76,0<br>75,0 | 82,0<br>81,0<br>80,0 | 81,0<br>80,0<br>79,0 | 0,67<br>0,65<br>0,63 | 0,78<br>0,76<br>0,74 | 0,83<br>0,81<br>0,79 | 1,60 | 5,60 | 1,90 | 3,40 | 1600 | 15 |
| **6R10** | 7,5 | 10 | 380<br>400<br>415 | 16,6<br>16,3<br>16,3 | 2843<br>2861<br>2882 | 78,0<br>77,0<br>76,0 | 82,5<br>81,5<br>80,5 | 82,0<br>81,0<br>80,0 | 0,68<br>0,66<br>0,64 | 0,78<br>0,76<br>0,74 | 0,84<br>0,82<br>0,80 | 1,80 | 5,70 | 1,90 | 3,40 | | |
| **6R12** | 9,2 | 12,5 | 380<br>400<br>415 | 20,2<br>19,9<br>19,9 | 2846<br>2864<br>2886 | 79,0<br>78,0<br>77,0 | 83,0<br>82,0<br>81,0 | 82,0<br>81,0<br>80,0 | 0,68<br>0,66<br>0,64 | 0,79<br>0,77<br>0,75 | 0,85<br>0,83<br>0,81 | 1,80 | 5,70 | 1,90 | 3,40 | | |
| **6R15** | 11 | 15 | 380<br>400<br>415 | 23,7<br>23,4<br>23,4 | 2849<br>2867<br>2882 | 80,0<br>79,0<br>78,0 | 84,5<br>83,5<br>82,5 | 83,5<br>82,5<br>81,5 | 0,69<br>0,67<br>0,65 | 0,79<br>0,77<br>0,75 | 0,85<br>0,83<br>0,81 | 1,90 | 5,90 | 2,00 | 3,50 | | |
| **6R17** | 13 | 17,5 | 380<br>400<br>415 | 27,7<br>27,3<br>27,3 | 2851<br>2870<br>2887 | 81,0<br>80,0<br>79,0 | 84,5<br>83,5<br>82,5 | 84,0<br>83,0<br>82,0 | 0,69<br>0,67<br>0,65 | 0,79<br>0,77<br>0,75 | 0,85<br>0,83<br>0,81 | 1,80 | 6,00 | 2,00 | 3,60 | | |
| **6R20** | 15 | 20 | 380<br>400<br>415 | 32<br>31,5<br>31,5 | 2852<br>2871<br>2883 | 82,0<br>81,0<br>80,0 | 85,0<br>84,0<br>83,0 | 84,0<br>83,0<br>82,0 | 0,69<br>0,67<br>0,65 | 0,79<br>0,77<br>0,75 | 0,85<br>0,83<br>0,81 | 1,70 | 5,90 | 2,00 | 3,50 | | |
| **6R25** | 18,5 | 25 | 380<br>400<br>415 | 38,9<br>38,3<br>38,6 | 2854<br>2873<br>2889 | 82,5<br>81,5<br>80,0 | 85,5<br>84,5<br>83,0 | 85,0<br>84,0<br>82,5 | 0,69<br>0,67<br>0,65 | 0,79<br>0,77<br>0,75 | 0,85<br>0,83<br>0,81 | 1,70 | 5,60 | 1,90 | 3,40 | 2500 | |
| **6R30** | 22 | 30 | 380<br>400<br>415 | 45,8<br>45,1<br>45,3 | 2857<br>2877<br>2890 | 82,5<br>81,5<br>80,0 | 85,5<br>84,5<br>83,0 | 85,0<br>84,0<br>82,5 | 0,70<br>0,68<br>0,66 | 0,80<br>0,78<br>0,76 | 0,86<br>0,84<br>0,82 | 1,70 | 5,90 | 2,00 | 3,50 | | |
| **6R35** | 26 | 35 | 380<br>400<br>415 | 53,8<br>52,9<br>53,2 | 2867<br>2878<br>2891 | 82,5<br>81,5<br>80,0 | 86,0<br>85,0<br>83,5 | 85,5<br>84,5<br>83,0 | 0,71<br>0,69<br>0,67 | 0,81<br>0,79<br>0,77 | 0,86<br>0,84<br>0,82 | 1,70 | 5,70 | 1,90 | 3,40 | | |
| **6R40** | 30 | 40 | 380<br>400<br>415 | 62,1<br>61,1<br>61,4 | 2861<br>2880<br>2892 | 82,5<br>81,5<br>80,0 | 86,0<br>85,0<br>83,5 | 85,5<br>84,5<br>83,0 | 0,72<br>0,70<br>0,68 | 0,81<br>0,79<br>0,77 | 0,86<br>0,84<br>0,82 | 1,70 | 5,60 | 1,90 | 3,40 | | |
| **6R50** | 37 | 50 | 380<br>400<br>415 | 77<br>75,8<br>76,2 | 2863<br>2882<br>2891 | 83,0<br>82,0<br>80,5 | 86,5<br>85,5<br>84,0 | 85,0<br>84,0<br>82,5 | 0,72<br>0,70<br>0,68 | 0,81<br>0,79<br>0,77 | 0,86<br>0,84<br>0,82 | 1,60 | 5,60 | 1,90 | 3,40 | | |

Service factor: 50Hz=1 - Direction of rotation (view from shaft projection side: anti-clockwise
Cs = Starting torque - Cn = Nominal couple - Is = Starting current - In = Nominal current

| 6R - 6RS - 6RX - 6RD | | | | | | Max water temperature | |
|---|---|---|---|---|---|---|---|
| Type | Power | | Cables | | Standard Cable leght m | Winding type | |
| | | | Starting | | | PPC | PE2-PA / LPE |
| | kW | HP | Direct<br>400 V ± 5% | Star Delta<br>400 / 690 V | | | |
| **6R7** | 5,5 | 7,5 | 4G x 4 mm² | 2X(4G x 4 mm²) | 3 | 30 °C | 50 °C |
| **6R10** | 7,5 | 10 | 4G x 4 mm² | 2X(4G x 4 mm²) | | | |
| **6R12** | 9,2 | 12,5 | 4G x 4 mm² | 2X(4G x 4 mm²) | | | |
| **6R15** | 11 | 15 | 4G x 4 mm² | 2X(4G x 4 mm²) | | | |
| **6R17** | 13 | 17,5 | 4G x 6 mm² | 2X(4G x 4 mm²) | | | |
| **6R20** | 15 | 20 | 4G x 6 mm² | 2X(4G x 4 mm²) | | | |
| **6R25** | 18,5 | 25 | 4G x 6 mm² | 2X(4G x 4 mm²) | | | |
| **6R30** | 22 | 30 | 4G x 6 mm² | 2X(4G x 4 mm²) | | | |
| **6R35** | 26 | 35 | 4G x 10 mm² | 2X(4G x 6 mm²) | | | |
| **6R40** | 30 | 40 | 4G x 10 mm² | 2X(4G x 6 mm²) | | | |
| **6R50** | 37 | 50 | 4G x 10 mm² | 2X(4G x 10 mm²) | | | |

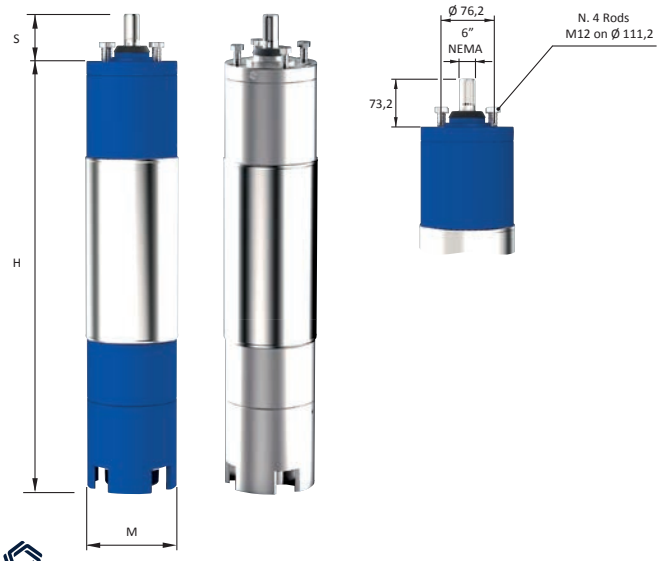


| 6R - 6RS - 6RX - 6RD | | | | |
|---|---|---|---|---|
| Motor<br>50Hz - 2900 rpm | Overall dimensions and weights | | | |
| Type | H<br>mm | S<br>mm | M<br>mm | Kg |
| **6R7** | 671 | 73,2 | 145 | 45 |
| **6R10** | 701 | | | 55 |
| **6R12** | 751 | | | 60 |
| **6R15** | 811 | | | 65 |
| **6R17** | 841 | | | 70 |
| **6R20** | 931 | | | 75 |
| **6R25** | 991 | | | 83 |
| **6R30** | 1071 | | | 92 |
| **6R35** | 1181 | | | 100 |
| **6R40** | 1251 | | | 108 |
| **6R50** | 1341 | | | 118 |

# 8R - 8RS - 8RX - 8RD

| Type | Power | | V | A | RPM | η ( Efficency motor %) at % load | | | cos φ at % load | | | Starting | | | | Axial load daN | Start/hour (max) |
|---|---|---|---|---|---|---|---|---|---|---|---|---|---|---|---|---|---|
| | | | | | | | | | | | | Direct | | Star-delta | Statoric | | |
| | kW | HP | | | | 50 | 75 | 100 | 50 | 75 | 100 | Cs/Cn | Is / In | Is / In | Is / In | | |
| | | | 380 | 64,4 | 2859 | 79,8 | 85,2 | 84,3 | 0,77 | 0,81 | 0,84 | | | | | | |
| **8R40** | 30 | 40 | 400 | 61,7 | 2875 | 80,1 | 85,0 | 84,7 | 0,76 | 0,80 | 0,83 | 2,05 | 6,40 | 2,10 | 3,80 | | |
| | | | 415 | 60 | 2892 | 79,3 | 84,5 | 85,0 | 0,75 | 0,79 | 0,82 | | | | | | |
| | | | 380 | 75,4 | 2865 | 80,3 | 85,7 | 84,8 | 0,79 | 0,83 | 0,88 | | | | | | |
| **8R50** | 37 | 50 | 400 | 73 | 2888 | 80,6 | 85,5 | 85,2 | 0,77 | 0,81 | 0,86 | 1,95 | 5,70 | 2,00 | 3,70 | | |
| | | | 415 | 71,8 | 2904 | 79,8 | 85,0 | 85,5 | 0,75 | 0,79 | 0,84 | | | | | | |
| | | | 380 | 90,2 | 2882 | 80,8 | 86,2 | 85,3 | 0,76 | 0,86 | 0,87 | | | | | | |
| **8R60** | 45 | 60 | 400 | 86,3 | 2893 | 81,1 | 86,0 | 85,7 | 0,74 | 0,81 | 0,86 | 1,95 | 5,80 | 2,00 | 3,70 | | |
| | | | 415 | 84,8 | 2905 | 80,3 | 85,5 | 86,0 | 0,72 | 0,79 | 0,84 | | | | | | |
| | | | 380 | 110,2 | 2880 | 81,3 | 86,7 | 85,8 | 0,76 | 0,85 | 0,89 | | | | | | |
| **8R75** | 55 | 75 | 400 | 106,2 | 2889 | 81,6 | 86,5 | 86,2 | 0,74 | 0,81 | 0,87 | 1,85 | 5,80 | 2,00 | 3,60 | | |
| | | | 415 | 105,4 | 2901 | 80,8 | 86,0 | 86,5 | 0,72 | 0,80 | 0,84 | | | | | 4500 | 10 |
| | | | 380 | 130,7 | 2881 | 82,4 | 87,5 | 86,8 | 0,76 | 0,86 | 0,89 | | | | | | |
| **8R90** | 66 | 90 | 400 | 126 | 2892 | 82,6 | 87,4 | 87,2 | 0,74 | 0,82 | 0,87 | 1,85 | 5,80 | 2,00 | 3,50 | | |
| | | | 415 | 125,1 | 2905 | 81,9 | 86,9 | 87,5 | 0,72 | 0,79 | 0,84 | | | | | | |
| | | | 380 | 148,5 | 2882 | 82,3 | 87,7 | 86,8 | 0,75 | 0,85 | 0,89 | | | | | | |
| **8R100** | 75 | 100 | 400 | 143,2 | 2893 | 82,6 | 87,5 | 87,2 | 0,73 | 0,81 | 0,87 | 1,80 | 5,80 | 2,00 | 3,50 | | |
| | | | 415 | 142,1 | 2905 | 81,8 | 87,0 | 87,5 | 0,71 | 0,77 | 0,84 | | | | | | |
| | | | 380 | 183,5 | 2880 | 83,0 | 86,0 | 85,7 | 0,75 | 0,84 | 0,89 | | | | | | |
| **8R125** | 92 | 125 | 400 | 175,1 | 2891 | 83,5 | 86,5 | 86,3 | 0,74 | 0,83 | 0,88 | 1,80 | 5,70 | 1,90 | 3,50 | | |
| | | | 415 | 172,7 | 2903 | 83,0 | 86,0 | 86,3 | 0,72 | 0,81 | 0,86 | | | | | | |
| | | | 380 | 218,6 | 2885 | 85,5 | 86,5 | 86,0 | 0,74 | 0,83 | 0,89 | | | | | | |
| **8R150** | 110 | 150 | 400 | 211 | 2898 | 86,1 | 87,0 | 86,6 | 0,73 | 0,82 | 0,87 | 1,80 | 5,70 | 1,90 | 3,50 | | |
| | | | 415 | 212,1 | 2908 | 85,5 | 86,5 | 86,0 | 0,72 | 0,81 | 0,84 | | | | | | |

Service factor: 50Hz=1 - Direction of rotation (view from shaft projection side: anti-clockwise
Cs = Starting torque - Cn = Nominal couple - Is = Starting current - In = Nominal current

| 8R - 8RS - 8RX - 8RD | | | | | | Max water temperature | |
|---|---|---|---|---|---|---|---|
| Type | Power | | Cables | | Standard Cable leght m | Winding type | |
| | | | Starting | | | | |
| | | | Direct | Star Delta | | PPC | PE2-PA / LPE |
| | kW | HP | 400 V ± 5% | 400 / 690 V | | | |
| **8R40** | 30 | 40 | 3 X 1 x 10 mm² | 6 X 1 x 10 mm² | | | |
| **8R50** | 37 | 50 | 3 X 1 x 10 mm² | 6 X 1 x 10 mm² | | | |
| **8R60** | 45 | 60 | 3 X 1 x 16 mm² | 6 X 1 x 10 mm² | | | |
| **8R75** | 55 | 75 | 3 X 1 x 16 mm² | 6 X 1 x 10 mm² | 3 | 30 °C | 50 °C |
| **8R90** | 66 | 90 | 3 X 1 x 25 mm² | 6 X 1 x 16 mm² | | | |
| **8R100** | 75 | 100 | 3 X 1 x 25 mm² | 6 X 1 x 16 mm² | | | |
| **8R125** | 92 | 125 | 3 X 1 x 25 mm² | 6 X 1 x 16 mm² | | | |
| **8R150** | 110 | 150 | 3 X 1 x 35 mm² | 6 X 1 x 25 mm² | | | |

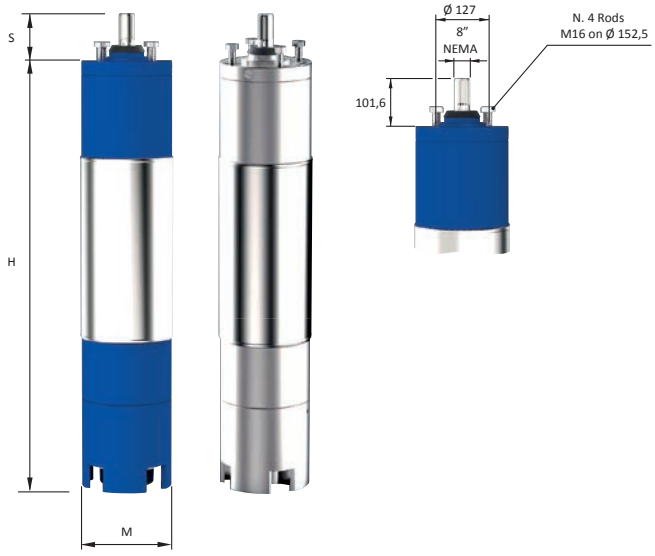


| 8R - 8RS - 8RX - 8RD | | | | |
|---|---|---|---|---|
| Motor 50Hz - 2900 rpm | Overall dimensions and weights | | | |
| Type | H mm | S mm | M mm | Kg |
| **8R40** | 993 | 101,6 | 194 | 150 |
| **8R50** | 1043 | | | 160 |
| **8R60** | 1123 | | | 178 |
| **8R75** | 1233 | | | 200 |
| **8R90** | 1302 | | | 214 |
| **8R100** | 1383 | | | 230 |
| **8R125** | 1583 | | | 270 |
| **8R150** | 1733 | | | 300 |

# 10R - 10RS - 10RX - 10RD

| Type | Power | | V | A | RPM | η ( Efficency motor %) at % load | | | cos φ at % load | | | Starting | | | | Axial load daN | Start/ hour (max) |
|---|---|---|---|---|---|---|---|---|---|---|---|---|---|---|---|---|---|
| | | | | | | | | | | | | Direct | | Star-delta | Statoric | | |
| | kW | HP | | | | 50 | 75 | 100 | 50 | 75 | 100 | Cs/Cn | Is / In | Is / In | Is / In | | |
| | | | 380 | 154,3 | 2884 | 86,9 | 87,0 | 88,0 | 0,73 | 0,80 | 0,84 | | | | | | |
| **10R100** | 75 | 100 | 400 | 142,7 | 2896 | 85,9 | 88,0 | 88,3 | 0,72 | 0,84 | 0,86 | 1,80 | 6,40 | 1,90 | 3,40 | | |
| | | | 415 | 143,9 | 2909 | 86,4 | 88,3 | 88,5 | 0,64 | 0,77 | 0,82 | | | | | | |
| | | | 380 | 188,7 | 2890 | 87,2 | 87,3 | 88,3 | 0,74 | 0,83 | 0,84 | | | | | | |
| **10R125** | 92 | 125 | 400 | 174,5 | 2904 | 86,2 | 88,3 | 88,6 | 0,71 | 0,83 | 0,86 | 1,60 | 6,30 | 1,80 | 3,40 | | |
| | | | 415 | 176 | 2914 | 86,7 | 88,6 | 88,8 | 0,63 | 0,75 | 0,82 | | | | | | |
| | | | 380 | 222,2 | 2930 | 87,9 | 88,0 | 89,0 | 0,71 | 0,81 | 0,85 | | | | | | |
| **10R150** | 110 | 150 | 400 | 207 | 2937 | 86,9 | 89,0 | 89,3 | 0,73 | 0,84 | 0,86 | 1,55 | 6,70 | 1,80 | 3,30 | | |
| | | | 415 | 211,3 | 2943 | 87,4 | 89,3 | 89,5 | 0,63 | 0,77 | 0,81 | | | | | | |
| | | | 380 | 265,6 | 2895 | 87,5 | 88,2 | 89,0 | 0,73 | 0,81 | 0,83 | | | | | | |
| **10R175** | 130 | 175 | 400 | 245,3 | 2915 | 86,5 | 89,3 | 89,4 | 0,71 | 0,83 | 0,85 | 1,85 | 5,80 | 2,00 | 3,60 | 6000 | 10 |
| | | | 415 | 244,6 | 2928 | 87,1 | 89,5 | 89,6 | 0,62 | 0,75 | 0,82 | | | | | | |
| | | | 380 | 299,1 | 2898 | 87,1 | 88,2 | 89,0 | 0,72 | 0,82 | 0,84 | | | | | | |
| **10R200** | 150 | 200 | 400 | 277,2 | 2917 | 86,1 | 88,5 | 89,1 | 0,71 | 0,81 | 0,86 | 1,55 | 6,50 | 1,80 | 3,30 | | |
| | | | 415 | 278,1 | 2931 | 86,5 | 88,1 | 88,7 | 0,65 | 0,75 | 0,83 | | | | | | |
| | | | 380 | 337,2 | 2901 | 86,5 | 87,5 | 88,6 | 0,72 | 0,82 | 0,84 | | | | | | |
| **10R225** | 165 | 225 | 400 | 313,3 | 2920 | 85,4 | 87,2 | 88,5 | 0,71 | 0,81 | 0,86 | 1,55 | 6,50 | 1,80 | 3,30 | | |
| | | | 415 | 313,9 | 2930 | 86,0 | 87,3 | 88,2 | 0,65 | 0,75 | 0,83 | | | | | | |
| | | | 380 | 370 | 2904 | 87,4 | 88,0 | 89,0 | 0,73 | 0,83 | 0,85 | | | | | | |
| **10R250** | 185 | 250 | 400 | 342,2 | 2924 | 86,5 | 88,7 | 89,3 | 0,72 | 0,82 | 0,87 | 1,50 | 6,50 | 1,80 | 3,30 | | |
| | | | 415 | 340,9 | 2936 | 87,3 | 89,3 | 89,5 | 0,65 | 0,77 | 0,84 | | | | | | |

Service factor: 50Hz=1 - Direction of rotation (view from shaft projection side: anti-clockwise
Cs = Starting torque - Cn = Nominal couple - Is = Starting current - In = Nominal current

| 10R - 10RS - 10RX - 10RD | | | | | | Max water temperature | |
|---|---|---|---|---|---|---|---|
| Type | Power | | Cables | | Standard Cable leght m | Winding type | |
| | | | Starting | | | | |
| | kW | HP | Direct | Star Delta | | PPC | PE2-PA / LPE |
| | | | 400 V ± 5% | 400 / 690 V | | | |
| **10R100** | 75 | 100 | 3 X 1 x 25 mm² | 6 X 1 x 16 mm² | | | |
| **10R125** | 92 | 125 | 3 X 1 x 25 mm² | 6 X 1 x 16 mm² | | | |
| **10R150** | 110 | 150 | 3 X 1 x 35 mm² | 6 X 1 x 16 mm² | | | |
| **10R175** | 130 | 175 | 3 X 1 x 35 mm² | 6 X 1 x 25 mm² | 3 | 30 °C | 50 °C |
| **10R200** | 150 | 200 | 3 X 1 x 50 mm² | 6 X 1 x 25 mm² | | | |
| **10R225** | 165 | 225 | 3 X 1 x 50 mm² | 6 X 1 x 35 mm² | | | |
| **10R250** | 185 | 250 | 3 X 1 x 50 mm² | 6 X 1 x 35 mm² | | | |




| 10R - 10RS - 10RX - 10RD | | | | |
|---|---|---|---|---|
| Motor 50Hz - 2900 rpm | Overall dimensions and weights | | | |
| Type | H mm | S mm | M mm | Kg |
| **10R100** | 1284 | | | 270 |
| **10R125** | 1354 | | | 310 |
| **10R150** | 1504 | | | 350 |
| **10R175** | 1634 | 101,6 | 240 | 385 |
| **10R200** | 1734 | | | 415 |
| **10R225** | 1854 | | | 444 |
| **10R250** | 1984 | | | 480 |

# Disegno in Sezione Motori e Materiali
# Motor Sectional Drawing and Materials

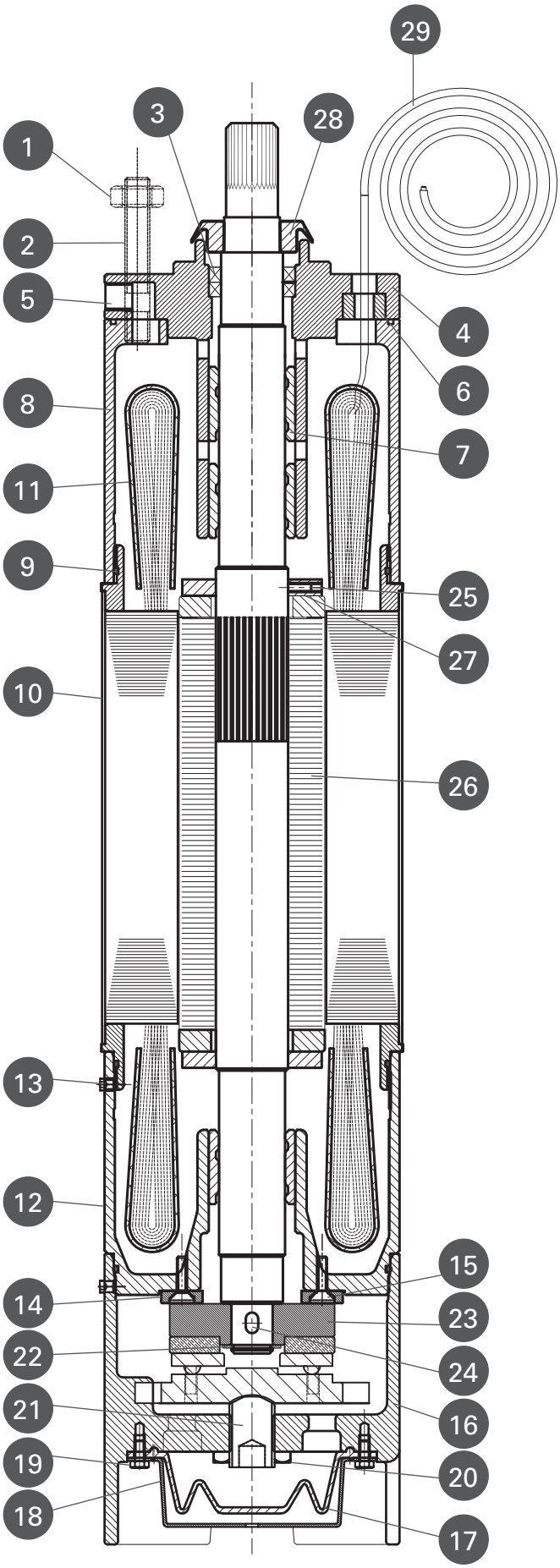

| MOTORS 6”/8”/10” | | | | |
|---|---|---|---|---|
| **N. Code** | **(*) Nº** | **DESCRIZIONE Description** | **MATERIAL STANDARD VERSION R** | **MATERIAL VERSION RS-RX-RD** |
| 1 | | N.4 Dadi<br>*N.4 Nuts* | AISI 304 | AISI 304 / AISI 316 / DUPLEX |
| 2 | | N.4 Prigionieri<br>*N.4 Studs* | AISI 304 | AISI 304 / AISI 316 / DUPLEX |
| 3(*) | 1 | N.2 Anelli di tenuta<br>*N.2 Seal rings* | NBR | NBR |
| 4 | | Supporto superiore<br>Upper support | CAST IRON | AISI 304 / AISI 316 / DUPLEX |
| 5 | | N. 2 Grani Riempimento liquido<br>*N.2 Grains for Liquid filling* | AISI 304 | AISI 304 / AISI 316 / DUPLEX |
| 6 | | Pressacavo<br>*Grommet* | NBR | NBR |
| 7(*) | 3 | N.3 Bronzine<br>*N.3 Bearings* | GRAPHITE | GRAPHITE |
| 8 | | Testata superiore carcassa<br>*Motor casing* | CAST IRON | AISI 304 / AISI 316 / DUPLEX |
| 9(*) | 4 | N.4 O-ring<br>*N.4 O-ring* | NBR | NBR |
| 10 | | Camicia esterna motore<br>*Motor external sleeve* | AISI 304 | AISI 304 / AISI 316 / DUPLEX |
| 11 | | N.2 Cover protezione avvolgimento<br>*N.2 Covers winding protection* | POM | POM |
| 12 | | Supporto inferiore<br>*Lower support* | CAST IRON | AISI 304 / AISI 316 / DUPLEX |
| 13 | | N.3 Grani<br>*N.3 Screw* | AISI 304 | AISI 304 / AISI 316 / DUPLEX |
| 14(*) | 2 | N.2 Anelli controsospensione<br>*N.2 Disks controsuspention* | TEFLON | TEFLON |
| 15 | | N.2 Viti m4 per controsospensione<br>*N.2 Screws for controsuspention* | AISI 304 | AISI 304 |
| 16 | | Base motore<br>*Base motor* | CAST IRON | AISI 304 / AISI 316 / DUPLEX |
| 17(*) | 1 | Polmone<br>*Diaphram* | NBR | NBR |
| 18 | | Cover copripolmone<br>Cover diaphram | AISI 304 | AISI 304 / AISI 316 / DUPLEX |
| 19 | | N.4 Viti per cover copripolmone<br>*N.4 Screw for cover diaphram* | AISI 304 | AISI 304 / AISI 316 / DUPLEX |
| 20 | | Dado basso<br>*Nut* | AISI 304 | AISI 304 |
| 21 | | Grano<br>*Screw* | AISI 304 | AISI 304 |
| 22 | | Seeger<br>*Seeger* | AISI 304 | AISI 304 |
| 23(*) | 1 | Sospensione completa<br>*Trust bearing* | AISI + GRAPHITE | AISI + GRAPHITE |
| 24 | | Chiavetta<br>*Key* | AISI 304 | AISI 304 |
| 25 | | N.2 Grano equlibratore<br>*N.2 Grains for stabilizer* | AISI 304 | AISI 304 |
| 26 | | Rotore completo<br>*Complete rotor* | AISI | AISI |
| 27 | | N.2 Equlibratori<br>*N.2 Stabilizers* | AISI | AISI |
| 28(*) | 1 | Deflettore<br>*Deflector* | NBR | NBR |
| 29 | | Cavo alimentazione<br>*Cable* | H07 RNF | H07 RNF |

(*) Parti di ricambio consigliate / Recommended spare paths.

# CONDIZIONI DI FUNZIONAMENTO VS TEMPERATURA ACQUA / *OPERATING CONDITIONS VS WATER TEMPERATURE*

MOTORI "R" LINE
*"R" LINE MOTORS*

Tutti i motori standard 6" - 8" - 10" con avvolgimento PPC possono operare con temperature del liquido fino a 30 °C senza il fattore di declassamento. Da 31 °C fino a 43 °C i motori devono essere declassati con il fattore indicato nel grafico seguente.

*All 6" - 8" - 10" standard motors with PPC windings can operate at liquid temperatures up to 30 °C without derating factor. From 31 °C till 43 °C theymotors have to be derated according to the factor shown in the following graph.*

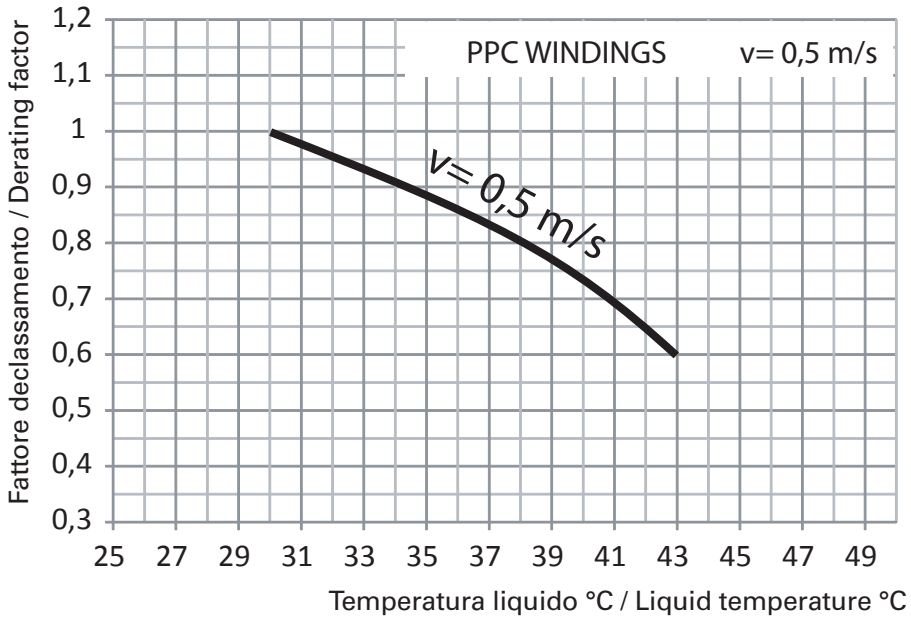


Tutti i motori 6" - 8" - 10" con avvolgimento LPE o PE2+PA possono operare con temperature del liquido fino a 50 °C senza il fattore di declassamento. Da 51 °C fino a 64 °C i motori devono essere declassati con il fattore indicato nel grafico seguente.

*All 6" - 8" - 10" motors with LPE o PE2+PA windings can operate at liquid temperatures up to 50 °C without derating factor. From 51 °C till 64 °C the motors have to be derated according to the factor shown in the following graph.*

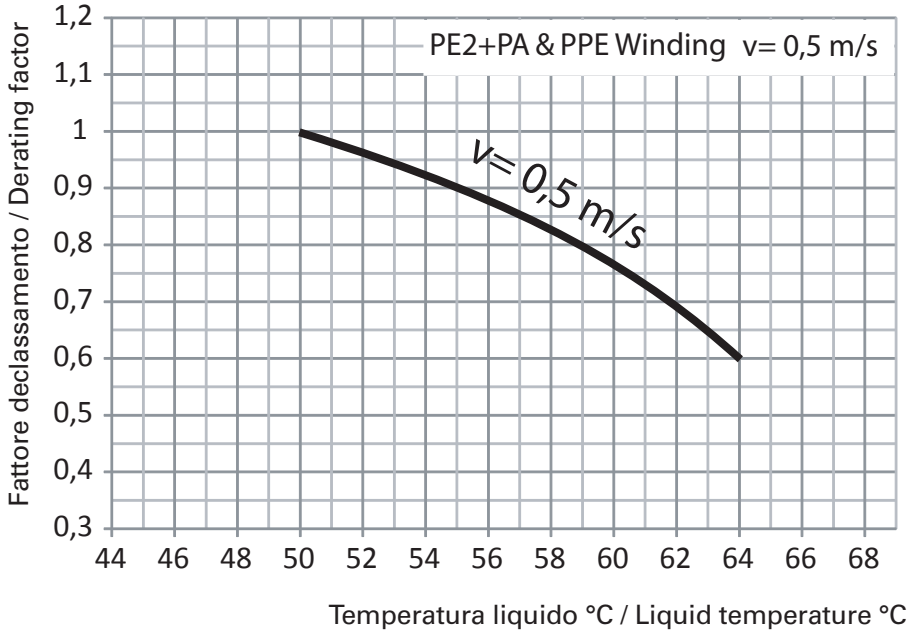


| Taglia motori *Moter size* | Numero max avviamento ora *Max motor sharing per houer* | Temperatura max avvolgimento *Winding max temperature (°C)* | | | Temperatura max liquido *Liquid max temperature (°C)* | | |
|---|---|---|---|---|---|---|---|
| | | PPC | LPE | PE2+PA | PPC | LPE | PE2+PA |
| **6"** | **15** | 70 | 80 | 80 | 30 | 50 | 50 |
| **8"** | **10** | 70 | 80 | 80 | 30 | 50 | 50 |
| **10"** | **8** | 70 | 80 | 80 | 30 | 50 | 50 |

PPC = Classe isolamento Y / *Y insulation class*
LPE = Classe isolamento F / *F insulation class*
PE2+PA = Classe isolamento F / *F insulation class*

Velocità minima dell'acqua per i motori 6"- 8" - 10": 0,5 m/s
*Minimum liquid velocity for motor 6" - 8" - 10": 0,5 m/s*

# 8I/8IS/8IX

| CARATTERISTICHE COSTRUTTIVE / CONSTRUCTION FEATURES<br>CARACTERÍSTICAS CONSTRUCTIVAS / CARACTÉRISTIQUES D'EXÉCUTION | |
|---|---|
| **Supporto superiore / inferiore**<br>**Upper / bottom support**<br>**Soporte superior / inferior**<br>**Support supérieur / inférieur** | ghisa (8I); AISI 304 (8IS); AISI 316 (8IX)<br>cast iron (8I); AISI 304 (8IS); AISI 316 (8IX)<br>fundido (8I); AISI 304 (8IS); AISI 316 (8IX)<br>fonte (8I); AISI 304 (8IS); AISI 316 (8IX) |
| **Camicia esterna**<br>**External jacket**<br>**Camisa exterior**<br>**Chemise extérieur** | AISI 304 (8I, 8IS)<br>AISI 316 (8IX) |
| **Tenuta meccanica**<br>**Mechanical seal**<br>**Sello mecánico**<br>**Garniture mécanique** | ceramica-grafite; SiC optional<br>ceramic-graphite; SiC optional<br>cerámica-grafito; SiC optional<br>céramique-graphite; SiC optional |
| **Cuscinetti**<br>**Bearings**<br>**Cojinetes**<br>**Roulements** | radiali e assiali, lubrificati ad acqua<br>radial and axial, water lubricated<br>radiales y axiales, lubricado con agua<br>radial et axial, lubrifié avec de l'eau |
| **Numero di avviamenti/ora**<br>**Number of startups/hr**<br>**Número de arranques/hora**<br>**Nombre démarrages/heure** | max 7 |
| **MOTORE / MOTOR / MOTOR / MOTEUR** | |
| **Asincrono 2 poli riavvolgibile in bagno d'acqua**<br>**Asynchronous 2 pole rewound in water filled**<br>**Asíncrono 2 polos bobinable en baño de agua**<br>**Asinchrone 2 pôles enroulable en bain d'eau** | 3~ 3x400V ± 10% - 50Hz<br>3~ 3x400/690V ± 10% -50Hz |
| **Flusso di raffreddamento**<br>**Cooling flow**<br>**Flux de refroidissement**<br>**Flujo de refrigeracion** | min 1 m/s |
| **Classe di isolamento**<br>**Insulation class**<br>**Clase de aislamiento**<br>**Classe d'isolation** | B |
| **Isolamento**<br>**Insulation**<br>**Aislamiento**<br>**Isolation** | PE1; PE2 + PA (su richiesta)<br>PE1; PE2 + PA (on request)<br>PE1; PE2 + PA (bajo pedido)<br>PE1; PE2 + PA (sur demande) |
| **Grado di protezione**<br>**Protection degree**<br>**Grado de protección**<br>**Protection** | IP68 |

Linea di motori elettrici da 8" di tipo asincrono, riavvolgibile costruiti nelle seguenti versioni: 8I, 8IS, 8IX. Il motore riempito di una miscela di acqua e glicole garantisce il raffreddamento e la lubrificazione del gruppo reggispinta e delle boccole. Per applicazioni con inverter o per uso con liquidi con temperatura superiore ai 30 °C è disponibile l'isolamento in PE2+PA.

Line of electric motors from 8" asynchronous, rewindable built in the following execution: 8I, 8IS, 8IX. Motor is filled with a water and glycol mixture guarantees cooling and lubrication of the thrust unit. For applications with inverter or with liquid with temperature higher than 30 °C insulation type PE2+PA is available.

Línea de motores eléctricos de 8" de tipo asíncrono, rebobinables construidos en las siguientes versiones: 8I, 8IS, 8IX. El motor lleno de una mezcla de agua y glicol asegura la refrigeración y lubricación del conjunto de cojinete de empuje y de los bujes. El aislamiento PE2+PA está disponible para aplicaciones con inversores o para el uso con líquidos a más de 30 °C.

Ligne de moteurs électriques de 8" de type asynchrone, rebobinable, construits dans les versions suivantes: 8I, 8IS, 8IX. Le moteur rempli d'un mélange d'eau et de glycol assure le refroidissement et la lubrification du groupe de butée et des bagues. Pour les applications avec inverseur ou pour une utilisation avec des liquides dont la température est supérieure à 30 °C, l'isolation en PE2 + PA est disponible.

| 8I/8IS/8IX | | | | | | | | | | | |
|---|---|---|---|---|---|---|---|---|---|---|---|
| Type | Power | | Voltage | Current A | Efficency % | | | Power factor COS Φ | | | Rotation |
| | (HP) | (kW) | V | 100% | 50% | 75% | 100% | 50% | 75% | 100% | rpm |
| **8I 30** | 30 | 22 | 400 | 48,8 | 79,4 | 80,7 | 79,9 | 0,71 | 0,79 | 0,82 | 2881 |
| **8I 40** | 40 | 30 | 400 | 62,0 | 76,7 | 78,8 | 80,7 | 0,79 | 0,84 | 0,86 | 2938 |
| **8I 50** | 50 | 37 | 400 | 74,0 | 86,0 | 86,2 | 84,9 | 0,76 | 0,83 | 0,86 | 2920 |
| **8I 60** | 60 | 45 | 400 | 89,5 | 83,0 | 85,5 | 84,0 | 0,75 | 0,83 | 0,86 | 2898 |
| **8I 70** | 70 | 52 | 400 | 107,0 | 82,7 | 83,2 | 82,9 | 0,72 | 0,81 | 0,85 | 2939 |
| **8I 75** | 75 | 55 | 400 | 111,0 | 78,9 | 82,0 | 82,8 | 0,67 | 0,77 | 0,82 | 2936 |
| **8I 80** | 80 | 59 | 400 | 119,0 | 81,9 | 85,3 | 84,2 | 0,75 | 0,82 | 0,86 | 2920 |
| **8I 90** | 90 | 66 | 400 | 135,0 | 83,0 | 85,0 | 85,5 | 0,70 | 0,80 | 0,84 | 2947 |
| **8I 100** | 100 | 75 | 400 | 146,0 | 85,0 | 86,1 | 85,6 | 0,74 | 0,82 | 0,86 | 2892 |
| **8I 110** | 110 | 81 | 400 | 162,0 | 85,2 | 87,2 | 86,0 | 0,71 | 0,80 | 0,85 | 2928 |
| **8I 125** | 125 | 92 | 400 | 185,0 | 84,4 | 85,7 | 86,4 | 0,70 | 0,80 | 0,84 | 2933 |
| **8I 150** | 150 | 110 | 400 | 219,0 | 84,6 | 85,3 | 85,6 | 0,73 | 0,82 | 0,86 | 2928 |

| Motor Leads | | | | | |
|---|---|---|---|---|---|
| Motor Type | Power | | Lead (mm²) | | Cable lenght (m) |
| | (HP) | (kW) | 400 V 50 Hz | | |
| | | | Dol | Star - Delta | |
| **8I 30** | 30 | 22 | 4x4 | 3x2,5 - 4x2,5 | 4 |
| **8I 40** | 40 | 30 | 4x10 | 3x6 - 4x6 | |
| **8I 50** | 50 | 37 | | | |
| **8I 60** | 60 | 45 | | | |
| **8I 70** | 70 | 52 | 3x16 | | |
| **8I 75** | 75 | 55 | 3x16 | 3x10 - 4x10 | |
| **8I 80** | 80 | 59 | | | |
| **8I 90** | 90 | 66 | 3x25 | | |
| **8I 100** | 100 | 75 | | | |
| **8I 110** | 110 | 81 | 3x25 | 3x16 - 3x16 | |
| **8I 125** | 125 | 92 | | | |
| **8I 150** | 150 | 110 | 3x35 | 3x25 - 3x25 | |

| Dimensions | | | | | |
|---|---|---|---|---|---|
| Motor Type | Power | | Axial Thrust (N) | Lenght (mm) | Weight (Kg) |
| | (HP) | (kW) | | | |
| **8I 30** | 30 | 22 | 38000 | 930 | 121 |
| **8I 40** | 40 | 30 | | 1020 | 137 |
| **8I 50** | 50 | 37 | | 1050 | 143 |
| **8I 60** | 60 | 45 | | 1130 | 158 |
| **8I 70** | 70 | 52 | | 1180 | 174 |
| **8I 75** | 75 | 55 | | 1210 | 181 |
| **8I 80** | 80 | 59 | | 1240 | 187 |
| **8I 90** | 90 | 66 | 45000 | 1315 | 201 |
| **8I 100** | 100 | 75 | | 1430 | 218 |
| **8I 110** | 110 | 81 | | 1450 | 227 |
| **8I 125** | 125 | 92 | | 1550 | 249 |
| **8I 150** | 150 | 110 | | 1730 | 289 |

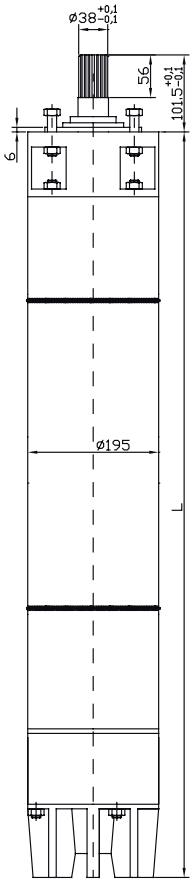


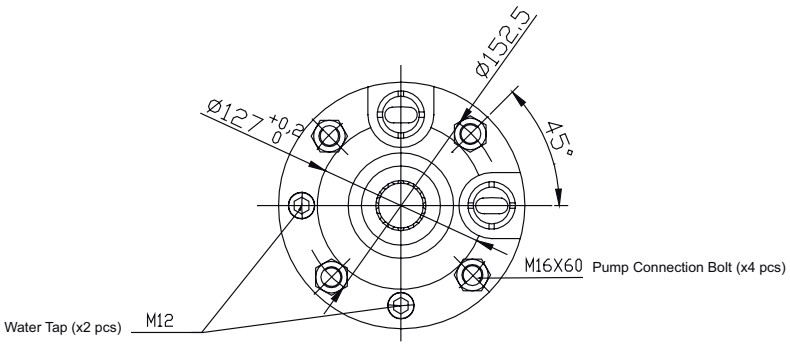

# 10I/10IS/10IX

| CARATTERISTICHE COSTRUTTIVE / CONSTRUCTION FEATURES<br>CARACTERÍSTICAS CONSTRUCTIVAS / CARACTÉRISTIQUES D'EXÉCUTION | |
|---|---|
| **Supporto superiore / inferiore**<br>**Upper / bottom support**<br>**Soporte superior / inferior**<br>**Support supérieur / inférieur** | ghisa (10I); AISI 304 (10IS); AISI 316 (10IX)<br>cast iron (10I); AISI 304 (10IS); AISI 316 (10IX)<br>fundido (10I); AISI 304 (10IS); AISI 316 (10IX)<br>fonte (10I); AISI 304 (10IS); AISI 316 (10IX) |
| **Camicia esterna**<br>**External jacket**<br>**Camisa exterior**<br>**Chemise extérieur** | AISI 304 (10I, 10IS)<br>AISI 316 (10IX) |
| **Tenuta meccanica**<br>**Mechanical seal**<br>**Sello mecánico**<br>**Garniture mécanique** | ceramica-grafite; SiC optional<br>ceramic-graphite; SiC optional<br>cerámica-grafito; SiC optional<br>céramique-graphite; SiC optional |
| **Cuscinetti**<br>**Bearings**<br>**Cojinetes**<br>**Roulements** | radiali e assiali, lubrificati ad acqua<br>radial and axial, water lubricated<br>radiales y axiales, lubricado con agua<br>radial et axial, lubrifié avec de l'eau |
| **Numero di avviamenti/ora**<br>**Number of startups/hr**<br>**Número de arranques/hora**<br>**Nombre démarrages/heure** | max 5 |
| **MOTORE / MOTOR / MOTOR / MOTEUR** | |
| **Asincrono 2 poli riavvolgibile in bagno d'acqua**<br>**Asynchronous 2 pole rewound in water filled**<br>**Asíncrono 2 polos bobinable en baño de agua**<br>**Asinchrone 2 pôles enroulable en bain d'eau** | 3~ 3x400V ± 10% - 50Hz<br>3~ 3x400/690V ± 10% -50Hz |
| **Flusso di raffreddamento**<br>**Cooling flow**<br>**Flux de refroidissement**<br>**Flujo de refrigeracion** | min 1 m/s |
| **Classe di isolamento**<br>**Insulation class**<br>**Clase de aislamiento**<br>**Classe d'isolation** | B |
| **Isolamento**<br>**Insulation**<br>**Aislamiento**<br>**Isolation** | PE1; PE2 + PA (su richiesta)<br>PE1; PE2 + PA (on request)<br>PE1; PE2 + PA (bajo pedido)<br>PE1; PE2 + PA (sur demande) |
| **Grado di protezione**<br>**Protection degree**<br>**Grado de protección**<br>**Protection** | IP68 |

Linea di motori elettrici da 10" di tipo asincrono, riavvolgibile costruiti nelle seguenti versioni: 10I, 10IS, 10IX. Il motore riempito di una miscela di acqua e glicole garantisce il raffreddamento e la lubrificazione del gruppo reggispinta e delle boccole. Per applicazioni con inverter o per uso con liquidi con temperatura superiore ai 30 °C è disponibile l'isolamento in PE2+PA.

Line of electric motors from 10" asynchronous, rewindable built in the following execution: 10I, 10IS, 10IX. Motor is filled with a water and glycol mixture guarantees cooling and lubrication of the thrust unit. For applications with inverter or with liquid with temperature higher than 30 °C insulation type PE2+PA is available.

Línea de motores eléctricos de 10" de tipo asíncrono, rebobinables construidos en las siguientes versiones: 10I, 10IS, 10IX. El motor lleno de una mezcla de agua y glicol asegura la refrigeración y lubricación del conjunto de cojinete de empuje y de los bujes. El aislamiento PE2+PA está disponible para aplicaciones con inversores o para el uso con líquidos a más de 30 °C.

Ligne de moteurs électriques de 10" de type asynchrone, rebobinable, construits dans les versions suivantes: 10I, 10IS, 10IX. Le moteur rempli d'un mélange d'eau et de glycol assure le refroidissement et la lubrification du groupe de butée et des bagues. Pour les applications avec inverseur ou pour une utilisation avec des liquides dont la température est supérieure à 30 °C, l'isolation en PE2 + PA est disponible.

| 10I/10IS/10IX | | | | | | | | | | | |
|---|---|---|---|---|---|---|---|---|---|---|---|
| Type | Power | | Voltage | Current A | Efficency % | | | Power factor COS Φ | | | Rotation |
| | (HP) | (kW) | V | 100% | 50% | 75% | 100% | 50% | 75% | 100% | rpm |
| **10I 150** | 150 | 110 | 400 | 223,0 | 82,4 | 84,8 | 83,5 | 0,79 | 0,85 | 0,87 | 2885 |
| **10I 180** | 180 | 132 | 400 | 270,0 | 83,6 | 85,5 | 84,7 | 0,71 | 0,81 | 0,85 | 2914 |
| **10I 200** | 200 | 147 | 400 | 299,0 | 83,8 | 85,5 | 84,2 | 0,74 | 0,82 | 0,86 | 2905 |
| **10I 250** | 250 | 185 | 400 | 374,0 | 82,9 | 85,1 | 84,6 | 0,71 | 0,81 | 0,85 | 2910 |

| Motor Leads | | | | | |
|---|---|---|---|---|---|
| Motor Type | Power | | Lead (mm²) | | Cable lenght (m) |
| | (HP) | (kW) | 400 V 50 Hz | | |
| | | | DoI | Star - Delta | |
| **10I 150** | 150 | 110 | 3x35 | 3x25 - 3x25 | 5 |
| **10I 180** | 180 | 132 | 50+50+50 | | |
| **10I 200** | 200 | 147 | 50+50+50 | | |
| **10I 250** | 250 | 185 | 70+70+70 | | |

| Dimensions | | | | | |
|---|---|---|---|---|---|
| Motor Type | Power | | Axial Thrust (N) | Lenght (mm) | Weight (Kg) |
| | (HP) | (kW) | | | |
| **10I 150** | 150 | 110 | 60000 | 1464 | 330 |
| **10I 180** | 180 | 132 | | 1584 | 370 |
| **10I 200** | 200 | 147 | | 1674 | 400 |
| **10I 250** | 250 | 185 | | 1874 | 464 |

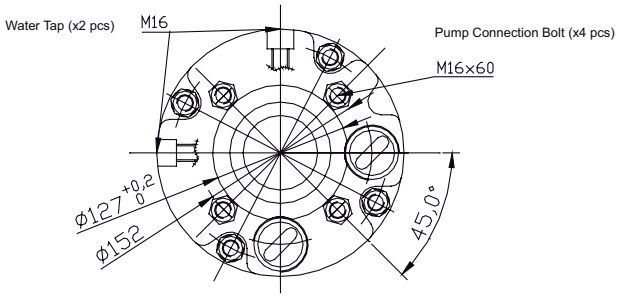


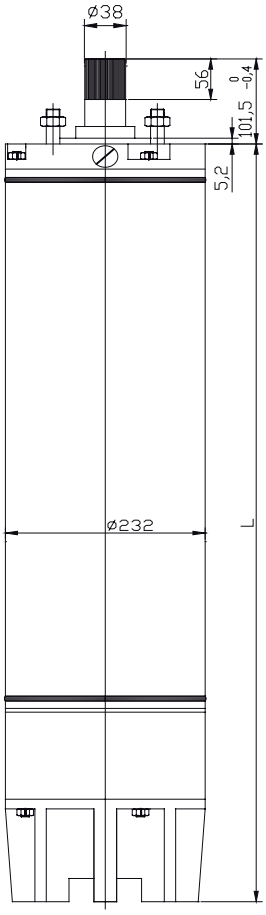

# PTR12 - PTR14

Motori sommersi riavvolgibili in bagno acqua 12”-14” Potenze da 185 kW fino a 400 kW. Disponibile con tenuta meccanica. Avvolgimento standard in PE2+PA per temperature fino a 30°C. Versione in Ghisa e acciaio AISI 304, disponibile in AISI 316.

12”-14” submersible motors rewindable in water bath. Power from 185 kW up to 400 kW. Available with mechanical seal. Standard PE2+PA winding, for temperatures up to 30°C. Made of Cast Iron /AISI 304, available in AISI 316.

Motores sumergidos rebobinables en baño de agua de 12”-14”. Potencia de 185 kW a 400 kW. Disponible con sello mecánico. Bobinaje en PE2+PA temperatras hasta 30°C. Version en Fierro fundido y acero inoxydable AISI 304, disponibles en AISI 316.

Moteurs immergés rebobinables à bain d’eau 12”-14”.Puissance de 185 kW jusqu’à 400 kW. Disponible avec garniture mécanique. Bobinage standard en PE2+PA, température ju-squ’à 30°C. Version en Fonte et acier inoxydable AISI 304, disponible en AISI 316.

| CARATTERISTICHE COSTRUTTIVE / CONSTRUCTION FEATURES<br>CARACTERÍSTICAS CONSTRUCTIVAS / CARACTÉRISTIQUES D’EXÉCUTION | |
|---|---|
| **Supporto superiore / inferiore**<br>**Upper / bottom support**<br>**Soporte superior / inferior**<br>**Support supérieur / inférieur** | GG25 or AISI 316 |
| **Camicia statore**<br>**Stator sleeve**<br>**Camisa de elstator**<br>**Chemis stator** | AISI 316 |
| **Sporgenza albero**<br>**Shaft end**<br>**Extremo eje**<br>**Bout d’albre** | stainless steel |
| **Tenuta meccanica**<br>**Mechanical seal**<br>**Sello mecánico**<br>**Garniture mécanique** | SIC / SIC / NBR |
| **Cuscinetti**<br>**Bearings**<br>**Cojinetes**<br>**Roulements** | steel/NBR |
| **MOTORE / MOTOR / MOTOR / MOTEUR** | |
| **Asincrono 2 poli riavvolgibile in bagno d’acqua**<br>**Asynchronous 2 pole rewound in water filled**<br>**Asíncrono 2 polos bobinable en baño de agua**<br>**Asynchrone 2 pôles enroulable en bain d’eau** | 3~ 3x380-400V - 50Hz |
| **Flusso di raffreddamento**<br>**Cooling flow**<br>**Flujo de refrigeracion**<br>**Flux de refroidissement** | min 0,5 m/s |
| **Classe di isolamento**<br>**Insulation class**<br>**Clase de aislamiento**<br>**Classe d’isolation** | F |
| **Isolamento**<br>**Insulation**<br>**Aislamiento**<br>**Isolation** | PE2 + PA |
| **Grado di protezione**<br>**Protection degree**<br>**Grado de protección**<br>**Protection** | IP68 |
| **Su richiesta sono disponibili**<br>**Available on demand**<br>**Disponible bajo demanda**<br>**Disponible sur demande** | - Full motor in AISI 316<br>- Full motor in AISI 904<br>- PT 100<br>- Star/Delta starting<br>- Cooling Sleeve |

## RIDUZIONE DELLA POTENZA IN FUNZIONE DELLA TEMPERATURA DEL LIQUIDO
## *POWER DERATING VERSUS THE LIQUID TEMPERATURE*

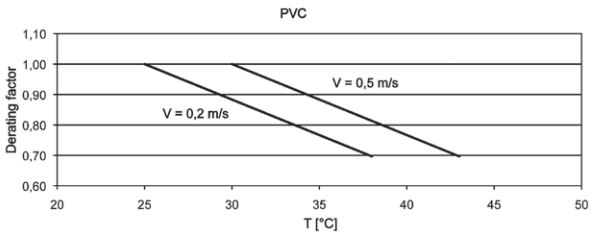


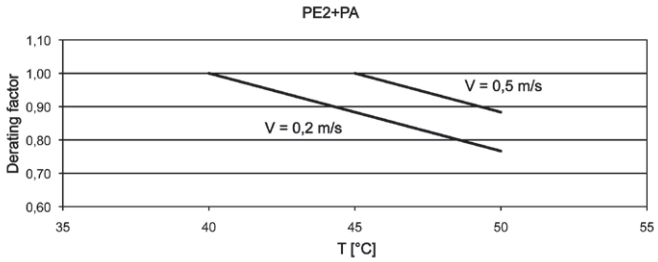


Per PTR12 220 kW PE2+PA e 250 kW PE2+PA 50 Hz e per tutti i PTR12 60 Hz la massima temperatura del liquido è 10 °C inferiore di quanto mostrato nel grafico.
Per PTR12 300kW PE2+PA la massima temperatura del liquido è 25°C.

For PTR12 220 kW PE2+PA and 250 kW PE2+PA 50 Hz and for all the PTR12 60 Hz versions the maximum liquid temperature is 10 °C lower than that indicated in the graph.
For PTR12 300kW PE2+PA the maximum liquid temperature is 25°C.

## DATI ELETTRICI - MOTORI 3~ - 2 POLI - DOL
## *ELECTRICAL DATA - 3~ MOTORS - 2 POLES - DOL*

| Type | $P_2$ | | V | In A | Is/In | P1 W | N $min^{-1}$ | Cos φ | η % | Cavo/Cable | |
|---|---|---|---|---|---|---|---|---|---|---|---|
| | hp | kW | | | | | | | | Ø $mm^2$ | LC m |
| **PTR12 - 220kW - 400V - T** | 300 | 220 | 400 | 424 | 6,1 | 250000 | 2920 | 0,85 | 88 | 3x70+1x50 | 8 |
| **PTR12 - 250kW - 400V - T** | 340 | 250 | 400 | 481 | 5,9 | 284091 | 2920 | 0,85 | 88 | 3x70+1x50 | 8 |
| **PTR12 - 300kW - 400V - T** | 400 | 300 | 400 | 575 | 6 | 341000 | 2905 | 0,87 | 88 | 3x70+1x50 | 8 |
| **PTR14 - 330kW - 380V - T** | 450 | 330 | 380 | 620 | 6 | 366667 | 2900 | 0,9 | 90 | 3x95+1x50 | 8 |
| **PTR14 - 367kW - 380V - T** | 500 | 370 | 380 | 693 | 6,4 | 405525 | 2900 | 0,89 | 90,5 | 3x95+1x50 | 8 |
| **PTR14 - 404kW - 380V - T** | 550 | 400 | 380 | 798 | 6,8 | 446409 | 2900 | 0,85 | 90,5 | 3x95+1x50 | 8 |

| | | |
|---|---|---|
| **P2:** | Potenza nominale | Nominal power |
| **V:** | Tensione nominale | Nominal voltage |
| **In:** | Corrente nominale | Nominal current |
| **Is/In:** | Corrente avviamento / Corrente nominale | Starting current / Nominal current |
| **P1:** | Potenza assorbita | Absorbed power |
| **N:** | Giri al minuto - Rpm | Rotations per minute - Rpm |
| **Cos φ :** | Fattore di potenza | Power factor |
| **η :** | Rendimento | Efficiency |
| **Ø:** | Sezione del cavo | Cable cross section |
| **LC:** | Lunghezza del cavo | Cable length |

# MATERIALI
## *MATERIALS*

| PTR12 - PTR14 | | | | |
|---|---|---|---|---|
| **N°**<br>***N.*** | **PARTICOLARI**<br>***PARTS*** | **VERSIONE STD**<br>***STD VERSION*** | **VERSIONE 316 SS**<br>***VERSION 316 SS*** | **VERSIONE 904 SS**<br>***VERSION 904 SS*** |
| 1 | Albero<br>*Shaft* | ACCIAIO INOX<br>*STAINLESS STEEL* | ACCIAIO INOX<br>*STAINLESS STEEL* | ACCIAIO INOX<br>*STAINLESS STEEL* |
| 2 | Terminale Albero<br>*Shaft Terminal* | ACCIAIO INOX AISI 316<br>*AISI 316 STAINLESS STEEL* | ACCIAIO INOX AISI 316<br>*AISI 316 STAINLESS STEEL* | ACCIAIO INOX AISI 904<br>*AISI 904 STAINLESS STEEL* |
| 3 | Tenuta Meccanica<br>*Mechanical Seal* | CERAMICA / CARBONE<br>*CERAMIC/CARBON* | SIC/SIC<br>*SIC/SIC* | SIC/SIC<br>*SIC/SIC* |
| 4 | Boccole<br>*Bushes* | ACCIAIO/NBR<br>*STEEL/NBR* | ACCIAIO/NBR<br>*STEEL/NBR* | ACCIAIO/NBR<br>*STEEL/NBR* |
| 5 | Cavo<br>*Cable* | EPDM<br>*EPDM* | EPDM<br>*EPDM* | EPDM<br>*EPDM* |
| 6 | Parti Strutturali<br>*Structural Parts* | GHISA<br>*CAST IRON* | ACCIAIO INOX AISI 316<br>*AISI 316 STAINLESS STEEL* | ACCIAIO INOX AISI 904<br>*AISI 904 STAINLESS STEEL* |
| 7 | Camicia<br>*Jacket* | ACCIAIO INOX AISI 316<br>*AISI 316 STAINLESS STEEL* | ACCIAIO INOX AISI 316<br>*AISI 316 STAINLESS STEEL* | ACCIAIO INOX AISI 904<br>*AISI 904 STAINLESS STEEL* |
| 8 | Ralla<br>*Thrust Plate* | ACCIAIO<br>*STEEL* | ACCIAIO<br>*STEEL* | ACCIAIO<br>*STEEL* |
| 9 | Reggispinta<br>*Thrust Bearing* | ACCIAIO/NBR<br>*STEEL/NBR* | ACCIAIO/NBR<br>*STEEL/NBR* | ACCIAIO/NBR<br>*STEEL/NBR* |
| 10 | Diaframma<br>*Diaphragm* | EPDM<br>*EPDM* | EPDM<br>*EPDM* | EPDM<br>*EPDM* |
| 11 | Viteria<br>*Screws* | ACCIAIO INOX AISI 304<br>*AISI 304 STAINLESS STEEL* | ACCIAIO INOX AISI 316<br>*AISI 316 STAINLESS STEEL* | ACCIAIO INOX AISI 904<br>*AISI 904 STAINLESS STEEL* |

# DIMENSIONI - MOTORI 3~ - 2 POLI
## *DINENSIONS - 3~ MOTORS - 2 POLES*

| Type | $P_2$ | | LUNGHEZZA mm | PESO Kg | SPINTA ASSIALE N |
|---|---|---|---|---|---|
| | hp | kW | | | |
| **PTR12 - 220kW** | 300 | 220 | 2110 | 700 | 70000 |
| **PTR12 - 250kW** | 340 | 250 | 2280 | 775 | 70000 |
| **PTR12 - 300kW** | 400 | 300 | 2280 | 775 | 70000 |
| **PTR14 - 330kW** | 450 | 330 | 2160 | 906 | 70000 |
| **PTR14 - 367kW** | 500 | 370 | 2320 | 1010 | 70000 |
| **PTR14 - 404kW** | 550 | 400 | 2460 | 1105 | 70000 |

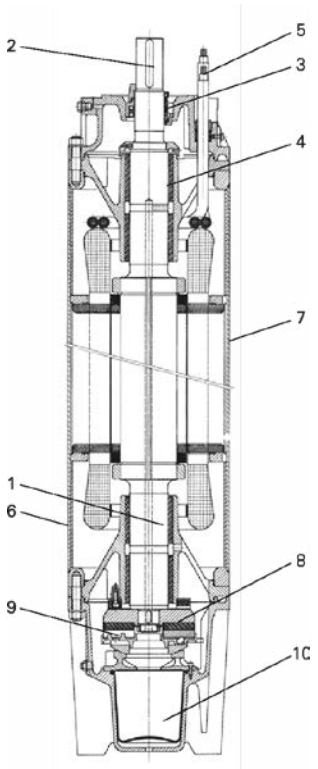


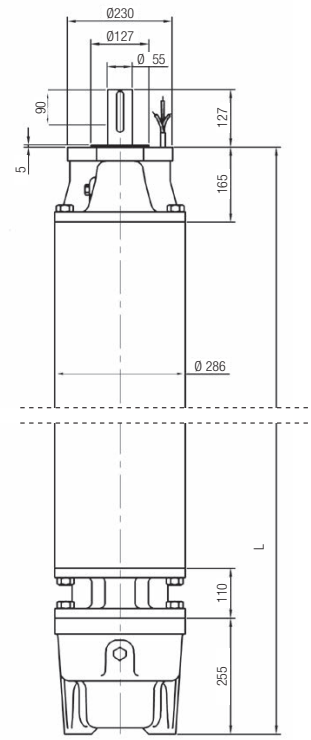


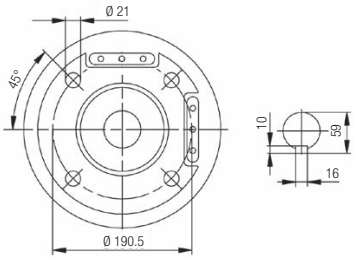

## Introduzione

Pompe ad asse verticale recentemente migliorate nel disegno idraulico con nuovi modelli e soluzioni appositamente sviluppate per i settori dell'industria. L'alta efficienza, l'affidabilità, e l'estrema robustezza, sono i principali punti di forza della linea VP-VPL che è disponibile nella versione con motore elettrico o con "rinvio ad angolo" / puleggia e motore a scoppio. La grande varietà di esecuzioni e i numerosi materiali disponibili rendono questa serie estremamente versatile per utilizzi in aree non servite dall'energia elettrica, come unità di emergenza o di riserva ed in tutti i principali settori dell'industria.

## Principali campi d'impiego

- Unità di pompaggio per impianti antincendio
- Acquedotti
- Irrigazione agricola
- Miniere
- Centrali elettriche
- Pozzi di estrazione d'acqua geotermale
- Settore petrolchimico
- Impianti chimici con liquidi aggressivi e/o abrasivi
- Impianti di trattamento termico in acciaierie

## Introduction

*Vertical axis pumps recently improved in the hydraulic design with new models and solutions specially developed for the industry sectors. High efficiency, reliability and extreme sturdiness are the main strengths of the VP-VPL line, which is available in versions with electric motor or with gear box and combustion engine. The wide variety of executions and the numerous materials available make this series extremely versatile for use in areas not served by electricity, as emergency or back-up units and in all the main sectors of industry.*

## Main fields of application

- *Pumping units for fire-extinguishing equipment*
- *Water mains*
- *Agricultural irrigation*
- *Mines*
- *Power plants*
- *Geothermal water wells*
- *Petrochemical sector*
- *Chemical systems with aggressive and/or abrasive liquids*
- *Heat treatment facilities for steel factories*

## Le principali caratteristiche

• Portate fino 1600 m3/h.

• Pressioni fino a 400 m.

• Alta efficienza idraulica, fino a 82%

• Cuscinetto reggispinta (a grasso o ad olio con raffreddamento esterno opzionale) che permette l'uso di motori standard.

• Linee d'asse con giunti conici per un accoppiamento affidabile e duraturo dell'albero.

• Boccole speciali resistenti all'usura di liquidi abrasivi e a temperature fino a 140°C.

• Gruppo comando predisposto per motore elettrico, rinvio ad angolo su richiesta.

• Albero in acciaio inossidabile AISI 420 per le esecuzioni standard.

• La parte pompa dei modelli VPL è prodotta nell'esecuzione standard in acciaio AISI 304.

• La parte pompa dei modelli VP è prodotta nell'esecuzione standard in ghisa.

## Main characteristics

*• Capacity up to 1600 m3/h.*

*• Pressure up to 400 m.*

*• High hydraulic efficiency, up to 82%*

*• Thrust bearing (grease or oil with optional external cooling) for use of standard motors.*

*• Axis lines with tapered joints for reliable and durable connection of the shaft.*

*• Special bushings resistant to the wear of abrasive liquids and temperatures up to 140°C.*

*• Control unit for electric motor, transmission angle on request.*

*• AISI 420 stainless steel shaft for standard versions.*

*• The pump part of VPL models is produced in the standard execution in AISI 304 stainless steel.*

*• The pump part of VP models is produced in the standard execution in cast iron.*

## Caratteristiche tecniche di esercizio per le esecuzioni standard

•Tutte le prestazioni idrauliche qui presentate sono garantite secondo la norma ISO 9906-Grado 3B.
• Contenuto di solidi presenti ammesso nel liquido pompato è 100 g/m3.
•Tutti i componenti bagnati dal liquido sono disponibili in diversi tipi di lega d'acciaio e bronzo.

## Technical operational specifics for standard versions

*• All the hydraulic performance values below are guaranteed in accordance with standard ISO 9906-Grade 3B.*
*• The allowable content of solids in the pumped liquid is 100 g/m3.*
*• All the components wetted with liquid are available in various types of steel and bronze alloy.*

## Campi di prestazione

## Performance range

### 1500 r.p.m.

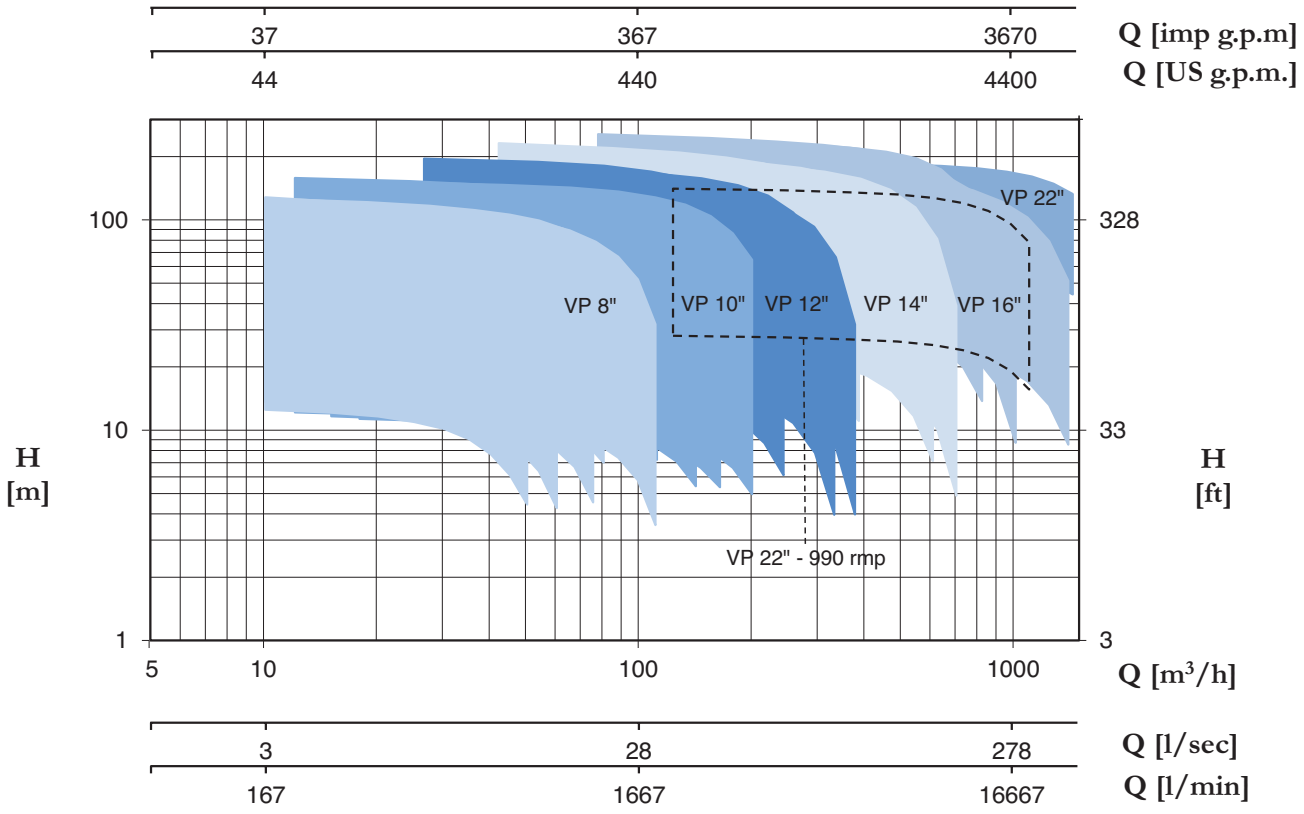


### 3000 r.p.m.

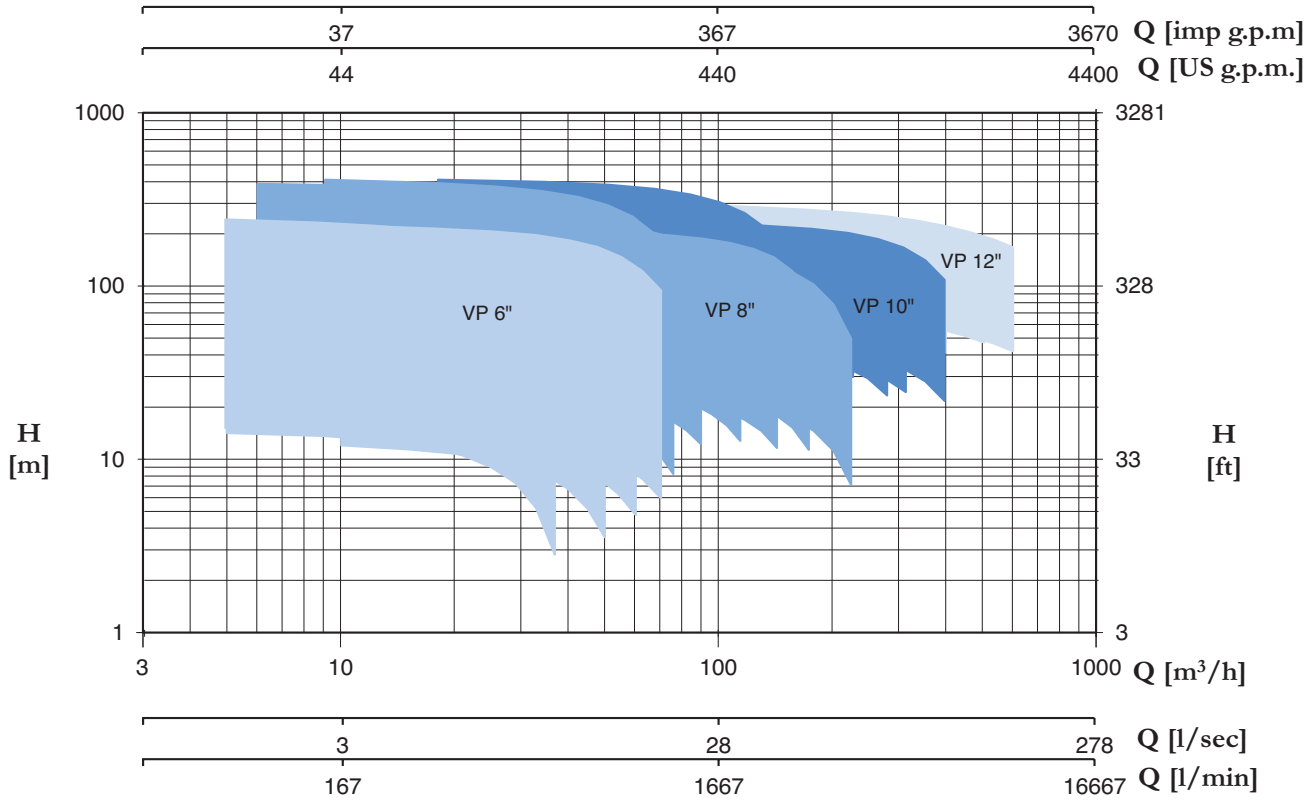


Richiedi il catalogo completo all'Ufficio Commerciale

*Contact our Sales Department for the complete catalogue*

Pentax®
WATER PUMPS

# POOL1

*Con cesto prefiltro*
*With pre-filter sieve*
*Con cesto prefiltro*
*Avec panier de préfiltre*

Elettropompa autoadescante per piscine, con ampio prefiltro incorporato, che insieme alle ottime prestazioni idrauliche genera una elevata capacità di filtrazione. Il coperchio del prefiltro in policarbonato trasparente permette di ispezionare facilmente il cestello. Corpo pompa, disco porta tenuta e diffusore in polipropilene rinforzato con fibra di vetro permettono di resistere ai prodotti chimici delle piscine e garantire un'ottima durata.

Self priming pump for pools with a large built-in pre-filter, which, together with the excellent hydraulic performance of the pump, generates a very high filtration capacity. The transparent polycarbonate lid easily allows inspection of the pre-filter sieve. Pump body, seal housing and diffuser reinforced with glass fibre polypropylene are resistant to chemical products used for pools and guarantee excellent duration.

Electrobomba autoaspirante para piscinas, con prefiltro incorporado de grandes dimensiones, que junto a las excelentes prestaciones hidráulicas que ofrece, genera una altísima capacidad de filtración. Filtro con tapa transparente en policarbonato que permite observar fácilmente el interior del cesto prefiltro. Cuerpobomba, disco portasello y difusor en polipropileno resistente a los productos químicos de las piscinas y reforzado con fibra de vidrio garantizando una excelente duración.

Pompe électrique auto-aspirante pour piscines, avec préfiltre incorporé de grandes dimensions qui génère, grâce à ses excellentes prestations hydrauliques, une très grande capacité de filtration. Filtre avec couvercle transparent en polycarbonate permettant d'observer facilement l'intérieur du panier de préfiltrage. Le corps de la pompe, le couvercle du corps et le diffuseur sont en polypropylène, résistant aux pro-duits chimiques des piscines et renforcé avec de la fibre de verre garantissant une excellente durée de vie.

| CARATTERISTICHE COSTRUTTIVE / CONSTRUCTION FEATURES<br>CARACTERÍSTICAS CONSTRUCTIVAS / CARACTÉRISTIQUES D'EXÉCUTION | |
|---|---|
| **Corpo pompa, disco portatenuta, diffusore** | polipropilene |
| **Pump body, seal housing, diffuser** | polypropylene |
| **Cuerpo bomba, apoyo sello, difusor** | polipropileno |
| **Corps de pompe, plaque garniture, diffuseur** | polypropylène |
| **Supporto motore** | alluminio |
| **Motor bracket** | aluminium |
| **Soporte motor** | aluminio |
| **Support moteur** | aluminium |
| **Girante**<br>**Impeller**<br>**Turbina**<br>**Turbine** | Noryl® |
| **Tenuta meccanica** | grafite-ceramica-AISI 316 |
| **Mechanical seal** | graphite-ceramic-AISI 316 |
| **Sello mecánico** | grafito-cerámica-AISI 316 |
| **Garniture mécanique** | graphite-céramique-AISI 316 |
| **Albero motore** | acciaio AISI 316 |
| **Motor shaft** | stainless steel AISI 316 |
| **Eje motor** | acero AISI 316 |
| **Arbre moteur** | acier AISI 316 |
| **Temperatura del liquido**<br>**Liquid temperature**<br>**Temperatura del liquído**<br>**Température du liquide** | max +40 °C |
| **Coperchio prefiltro** | policarbonato |
| **Pre-filter cover** | polycarbonate |
| **Tapa prefiltro** | policarbonato |
| **Couvercle du pré-filtre** | polycarbonate |
| **MOTORE / MOTOR / MOTOR / MOTEUR** | |
| **Motore 2 poli a induzione**<br>**2 pole induction motor**<br>**Motor de 2 polos a inducción**<br>**Moteur à induction à 2 pôles** | 1~ 230V-50Hz<br>3~ 230/400V-50Hz |
| **Classe di isolamento**<br>**Insulation class**<br>**Clase de aislamiento**<br>**Classe d'isolation** | F |
| **Grado di protezione**<br>**Protection degree**<br>**Grado de protección**<br>**Protection** | IP55 |

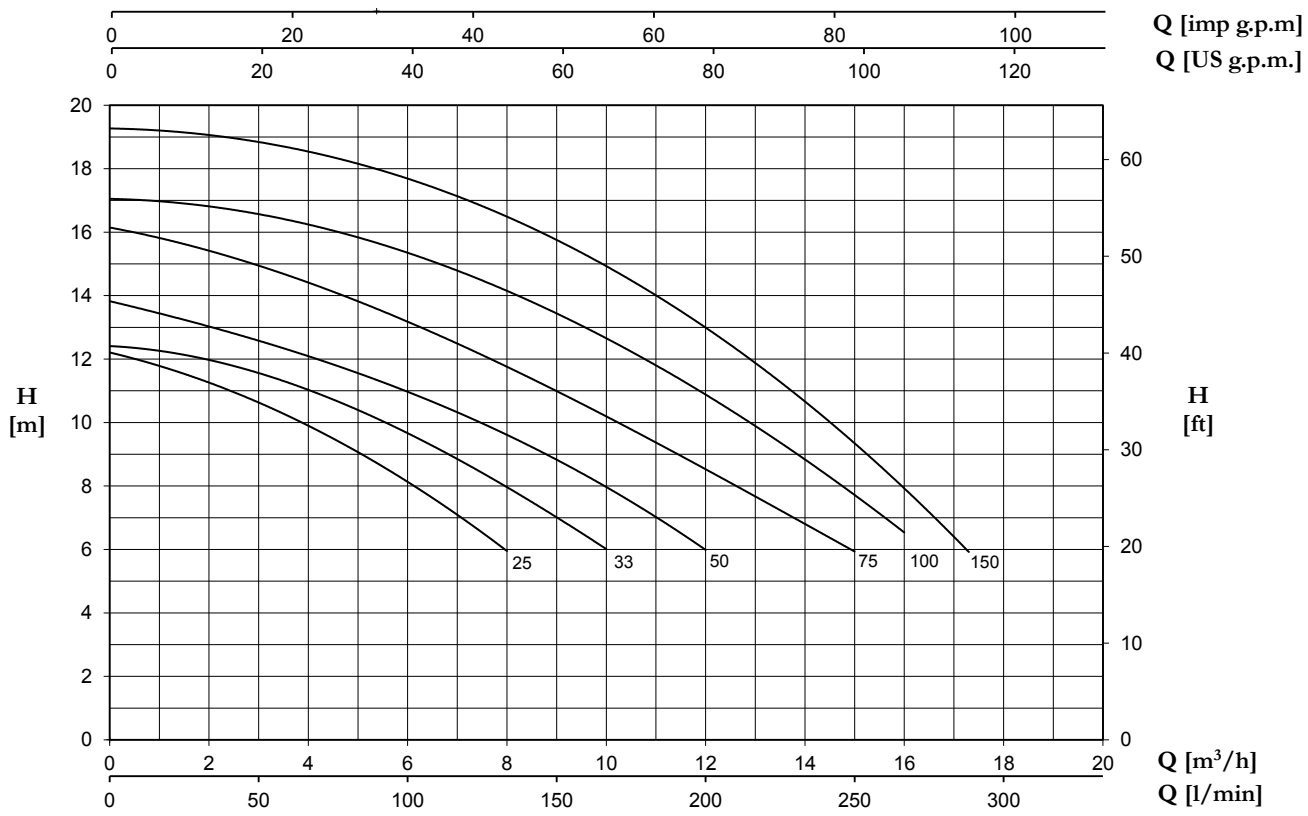


| TYPE | | P2 | | µF | AMPERE | | | H (m) | | | | | | | |
|---|---|---|---|---|---|---|---|---|---|---|---|---|---|---|---|
| 1~ | 3~ | | | | 1~ | 3~ | 3~ | 6 | 8 | 10 | 12 | 13 | 14 | 16 | 18 |
| | | HP | kW | | 230 V | 230 V | 400 V | Q (m³/h) | | | | | | | |
| POOL1 25M | POOL1 25T | 0,25 | 0,16 | 18 | 2,6 | 1,3 | 0,8 | 8 | 6 | 4 | 0,5 | - | - | - | - |
| POOL1 33M | POOL1 33T | 0,33 | 0,25 | 18 | 2,9 | 1,9 | 1,1 | 10 | 8 | 5,5 | 2 | - | - | - | - |
| POOL1 50M | POOL1 50T | 0,5 | 0,37 | 18 | 3,3 | 2,5 | 1,4 | 12 | 10 | 7 | 5 | 1 | - | - | - |
| POOL1 75M | POOL1 75T | 0,75 | 0,55 | 20 | 3,8 | 3 | 1,7 | 15 | 12,5 | 10 | 8 | 6,6 | 4,2 | - | - |
| POOL1 100M | POOL1 100T | 1 | 0,75 | 20 | 4,2 | 3,4 | 2 | 16 | 15,3 | 13 | 10,5 | 9,7 | 7,6 | 5,5 | - |
| POOL1 150M | POOL1 150T | 1,5 | 1,1 | 30 | 7,3 | 5,0 | 2,9 | 17,3 | 15,9 | 14,5 | 12,8 | 12 | 11 | 9 | 5 |

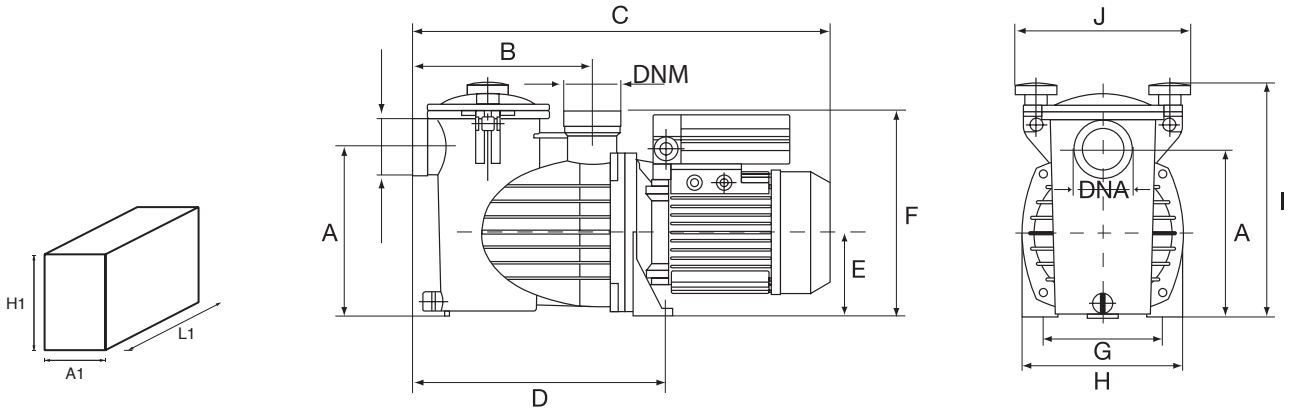


| TYPE | DIMENSIONS (mm) | | | | | | | | | | | | | | Kg | |
|---|---|---|---|---|---|---|---|---|---|---|---|---|---|---|---|---|
| | A | B | C | D | E | F | G | H | I | J | DNA/DNM | L1 | A1 | H1 | Net | Gross |
| POOL1 25M | 191 | 205 | 470 | 285 | 95 | 233 | 140 | 180 | 265 | 197 | 1 1/2" Ø 50 PVC | 630 | 230 | 360 | 8,5 | 9,5 |
| POOL1 25T | | | | | | | | | | | | | | | 9,8 | 10,8 |
| POOL1 33M | 191 | 205 | 470 | 285 | 95 | 233 | 140 | 180 | 265 | 197 | | 630 | 230 | 360 | 8,5 | 9,5 |
| POOL1 33T | | | | | | | | | | | | | | | 9,8 | 10,8 |
| POOL1 50M | 191 | 205 | 470 | 285 | 95 | 233 | 140 | 180 | 265 | 197 | | 630 | 230 | 360 | 8,5 | 9,5 |
| POOL1 50T | | | | | | | | | | | | | | | 9,8 | 10,8 |
| POOL1 75M | 191 | 205 | 470 | 285 | 95 | 233 | 140 | 180 | 265 | 197 | | 630 | 230 | 360 | 9,9 | 10,9 |
| POOL1 75T | | | | | | | | | | | | | | | 9,8 | 10,8 |
| POOL1 100M | 191 | 205 | 470 | 285 | 95 | 233 | 140 | 180 | 265 | 197 | | 630 | 230 | 360 | 9,9 | 10,9 |
| POOL1 100T | | | | | | | | | | | | | | | 9,8 | 10,8 |
| POOL1 150M | 191 | 205 | 470 | 285 | 95 | 233 | 140 | 180 | 265 | 197 | | 630 | 230 | 360 | 10,6 | 11,6 |
| POOL1 150T | | | | | | | | | | | | | | | 10,5 | 11,8 |

# POOL1 EASY

*Staffa da parete opzionale*
*Wall support as an option*
*Soporte de pared opcional*
*Support mural en option*

*Con cesto prefiltro*
*With pre-filter sieve*
*Con cesto prefiltro*
*Avec panier de préfiltre*

Il nuovo sistema elettronico EASY Control applicabile alla serie POOL1 è un sistema di controllo completo dell'impianto. Il quadro elettrico digitale che incorpora la pompa permette un'installazione facile ed intuitiva e un controllo completo della piscina, in quanto include le necessarie protezioni per la pompa e per le persone, orologi timer e ingressi/uscite per la gestione del sistema di illuminazione, clorinatore a sale, pompa di calore, sonda di temperatura, ecc.

The new electronic system for pumps EASY Control applicable to the POOL1 Series is an integral system to command the installation. By attaching a digital switchboard control panel to the pump, allows an easy and intuitive installation and complete control of the pool. The system incorporates the necessary protections for the pump and for people, time clocks and input / outputs for the management of the lighting system, salt chlorinator, heat pump, temperature probe, etc.

El nuevo sistema electrónico EASY Control aplicable a la serie POOL1 es un sistema de control integral de la instalación. Mediante el cuadro eléctrico digital que incorpora la bomba, nos permite una instalación fácil e intuitiva y un control completo de la piscina, ya que incorpora las protecciones necesarias para la bomba y para las personas, relojes programadores y entradas/salidas para el control y gestión de sistema de iluminación, Clorador salino, Bomba de Calor, sonda de temperatura, etc.

Le nouveau système électronique pour pompes EASY Control compatibles avec les gammes POOL1 est un système complet qui permet de contrôler l'installation. En fxi ant un panneau de commandes à la pompe, ce système peut être installé facilement et de manière intuitive et il permet de contrôler toutes les commandes de la piscine. Le système possède des protections adaptées pour les utilisateurs et la pompe, des comptes à rebours et des entrées/sorties pour commander le système d'éclairage, le chlorateur, la pompe à chaleur, la sonde de température, etc.

| CARATTERISTICHE COSTRUTTIVE / CONSTRUCTION FEATURES<br>CARACTERÍSTICAS CONSTRUCTIVAS / CARACTÉRISTIQUES D'EXÉCUTION | |
|---|---|
| **Corpo pompa, disco portatenuta, diffusore** | polipropilene |
| **Pump body, seal housing, diffuser** | polypropylene |
| **Cuerpo bomba, apoyo sello, difusor** | polipropileno |
| **Corps de pompe, plaque garniture, diffuseur** | polypropylène |
| **Supporto motore** | alluminio |
| **Motor bracket** | aluminium |
| **Soporte motor** | aluminio |
| **Support moteur** | aluminium |
| **Girante**<br>**Impeller**<br>**Turbina**<br>**Turbine** | Noryl® |
| **Tenuta meccanica** | grafite-ceramica-AISI 316 |
| **Mechanical seal** | graphite-ceramic-AISI 316 |
| **Sello mecánico** | grafito-cerámica-AISI 316 |
| **Garniture mécanique** | graphite-céramique-AISI 316 |
| **Albero motore** | acciaio AISI 316 |
| **Motor shaft** | stainless steel AISI 316 |
| **Eje motor** | acero AISI 316 |
| **Arbre moteur** | acier AISI 316 |
| **Temperatura del liquido**<br>**Liquid temperature**<br>**Temperatura del liquído**<br>**Température du liquide** | max +40 °C |
| **Coperchio prefiltro** | policarbonato |
| **Pre-filter cover** | polycarbonate |
| **Tapa prefiltro** | policarbonato |
| **Couvercle du pré-filtre** | polycarbonate |
| **MOTORE / MOTOR / MOTOR / MOTEUR** | |
| **Motore 2 poli a induzione**<br>**2 pole induction motor**<br>**Motor de 2 polos a inducción**<br>**Moteur à induction à 2 pôles** | 1~ 230V-50Hz |
| **Classe di isolamento**<br>**Insulation class**<br>**Clase de aislamiento**<br>**Classe d'isolation** | F |
| **Grado di protezione**<br>**Protection degree**<br>**Grado de protección**<br>**Protection** | IP55 |
| **Sistema integrale controllo piscina** | EASY Control incorporato nella pompa |
| **Integral system for pool control** | EASY Control incorporated into the pump |
| **Sistema de control integral de piscina** | EASY Control incorporado en la bomba |
| **Système complet de contrôle de piscine** | EASY Control intégré à la pompe |

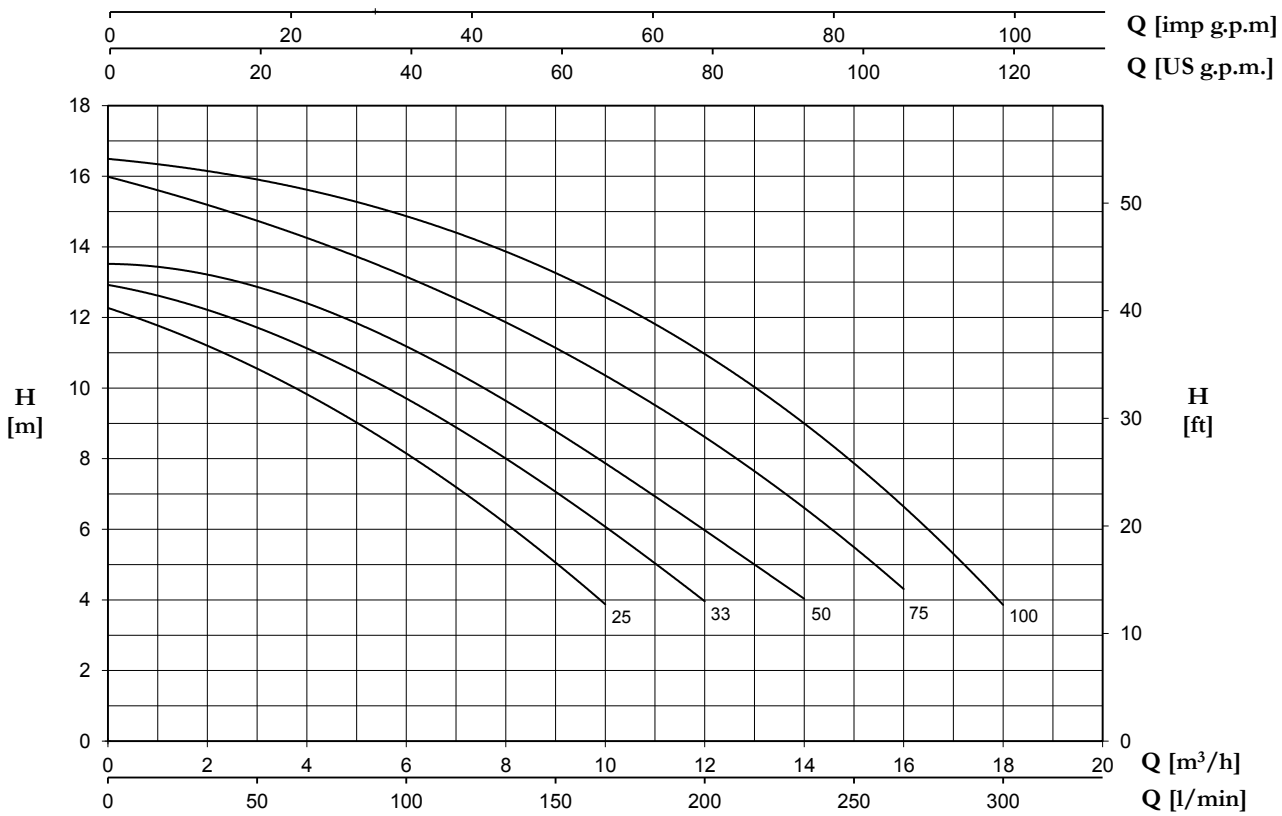


| TYPE | P2 | | µF | AMPERE | H (m) | | | | | | | | DNA | DNM |
|---|---|---|---|---|---|---|---|---|---|---|---|---|---|---|
| 1~ | | | | 1~ | 4 | 6 | 8 | 10 | 11 | 12 | 13 | 14 | | |
| | HP | kW | | 230 V | Q (m³/h) | | | | | | | | | |
| **POOL1 EASY 25M** | 0,25 | 0,16 | 18 | 2,6 | 10 | 8 | 6 | 4 | 2,5 | 0,5 | - | - | 1 1/2" | |
| **POOL1 EASY 33M** | 0,33 | 0,25 | 18 | 2,9 | 12 | 10 | 8 | 5,5 | 4,6 | 2 | - | - | | |
| **POOL1 EASY 50M** | 0,5 | 0,37 | 18 | 3,3 | 14 | 12 | 10 | 7 | 6,5 | 5 | - | - | | |
| **POOL1 EASY 75M** | 0,75 | 0,55 | 20 | 3,8 | 16 | 15 | 12,5 | 10 | 9,3 | 8 | 6,6 | 4,2 | | |
| **POOL1 EASY 100M** | 0,95 | 0,70 | 20 | 4,2 | 18 | 16 | 15,3 | 13 | 12,1 | 10,5 | 9,7 | 7,6 | | |

# POOL2

*Con cesto prefiltro e maniglia*
*With pre-filter sieve and opening key*
*Con cesto prefiltro y llave apertura*
*Avec panier de préfiltre et clé d'ouverture*

Elettropompa autoadescante per piscine, con ampio prefiltro incorporato, che unitamente alle ottime prestazioni idrauliche genera una elevata capacità di filtrazione. La pompa include il coperchio prefiltro in policarbonato trasparente con maniglia per ispezionare facilmente il cestello. Corpo pompa, disco porta tenuta, diffusore e maniglia in polipropilene rinforzato con fibra di vetro permettono di resistere ai prodotti chimici delle piscine e garantire un'ottima durata.

Self-priming pump for pools with a large built-in pre-filter, which, together with the excellent hydraulic performance of the pump, generates a very high filtration capacity. Includes a transparent polycarbonate pre-filter lid with opening key for effortless opening and easy inspection of the sieve. Pump body, seal housing and diffuser reinforced with glass fibre polypropylene are resistant to chemical products used for pools and guarantee excellent duration.

Electrobomba autoaspirante para piscinas, con prefiltro incorporado de grandes dimensiones, que junto a las excelentes prestaciones hidráulicas que ofrece, genera una altísima capacidad de filtración. Incorpora de serie llave para apertura de la tapa prefiltro sin esfuerzos. Filtro con tapa transparente en policarbonato que permite observar fácilmente el interior del cesto prefiltro. Cuerpobomba, disco portasello, difusor y llave para apertura en polipropileno resistente a los productos químicos de las piscinas y reforzado con fibra de vidrio garantizando una excelente duración.

Pompe électrique auto-aspirante pour piscines, avec préfiltre incorporé de grandes dimensions qui génère, grâce à ses excellentes prestations hydrauliques, une très grande capacité de filtration. La pompe possède de série une clé pour ouvrir le couvercle de préfiltre sans efforts. Filtre avec couvercle transparent en polycarbonate permettant d'observer facilement l'intérieur du panier de préfiltrage. Le corps de la pompe, le couvercle du corps, le diffuseur sont et la clé d'ouverture sont en polypropylène, résistant aux pro-duits chimiques des piscines et renforcé avec de la fibre de verre garantissant une excellente durée de vie.

| CARATTERISTICHE COSTRUTTIVE / CONSTRUCTION FEATURES<br>CARACTERÍSTICAS CONSTRUCTIVAS / CARACTÉRISTIQUES D'EXÉCUTION | |
|---|---|
| **Corpo pompa, disco portatenuta, diffusore** | polipropilene |
| **Pump body, seal housing, diffuser** | polypropylene |
| **Cuerpo bomba, apoyo sello, difusor** | polipropileno |
| **Corps de pompe, plaque garniture, diffuseur** | polypropylène |
| **Supporto motore** | alluminio |
| **Motor bracket** | aluminium |
| **Soporte motor** | aluminio |
| **Support moteur** | aluminium |
| **Girante**<br>**Impeller**<br>**Turbina**<br>**Turbine** | Noryl® |
| **Tenuta meccanica** | grafite-ceramica-AISI 316 |
| **Mechanical seal** | graphite-ceramic-AISI 316 |
| **Sello mecánico** | grafito-cerámica-AISI 316 |
| **Garniture mécanique** | graphite-céramique-AISI 316 |
| **Albero motore** | acciaio AISI 316 |
| **Motor shaft** | stainless steel AISI 316 |
| **Eje motor** | acero AISI 316 |
| **Arbre moteur** | acier AISI 316 |
| **Temperatura del liquido**<br>**Liquid temperature**<br>**Temperatura del liquído**<br>**Température du liquide** | max +40 °C |
| **Coperchio prefiltro** | policarbonato |
| **Pre-filter cover** | polycarbonate |
| **Tapa prefiltro** | policarbonato |
| **Couvercle du pré-filtre** | polycarbonate |
| **Maniglia coperchio prefiltro** | polipropilene |
| **Opening key for pre-filter lid** | polypropylene |
| **llave apertura de tapa prefiltro** | polipropileno |
| **Clé d'ouverture de préfiltre** | polypropylène |
| **MOTORE / MOTOR / MOTOR / MOTEUR** | |
| **Motore 2 poli a induzione**<br>**2 pole induction motor**<br>**Motor de 2 polos a inducción**<br>**Moteur à induction à 2 pôles** | 1~ 230V-50Hz<br>3~ 230/400V-50Hz |
| **Classe di isolamento**<br>**Insulation class**<br>**Clase de aislamiento**<br>**Classe d'isolation** | F |
| **Grado di protezione**<br>**Protection degree**<br>**Grado de protección**<br>**Protection** | IP55 |

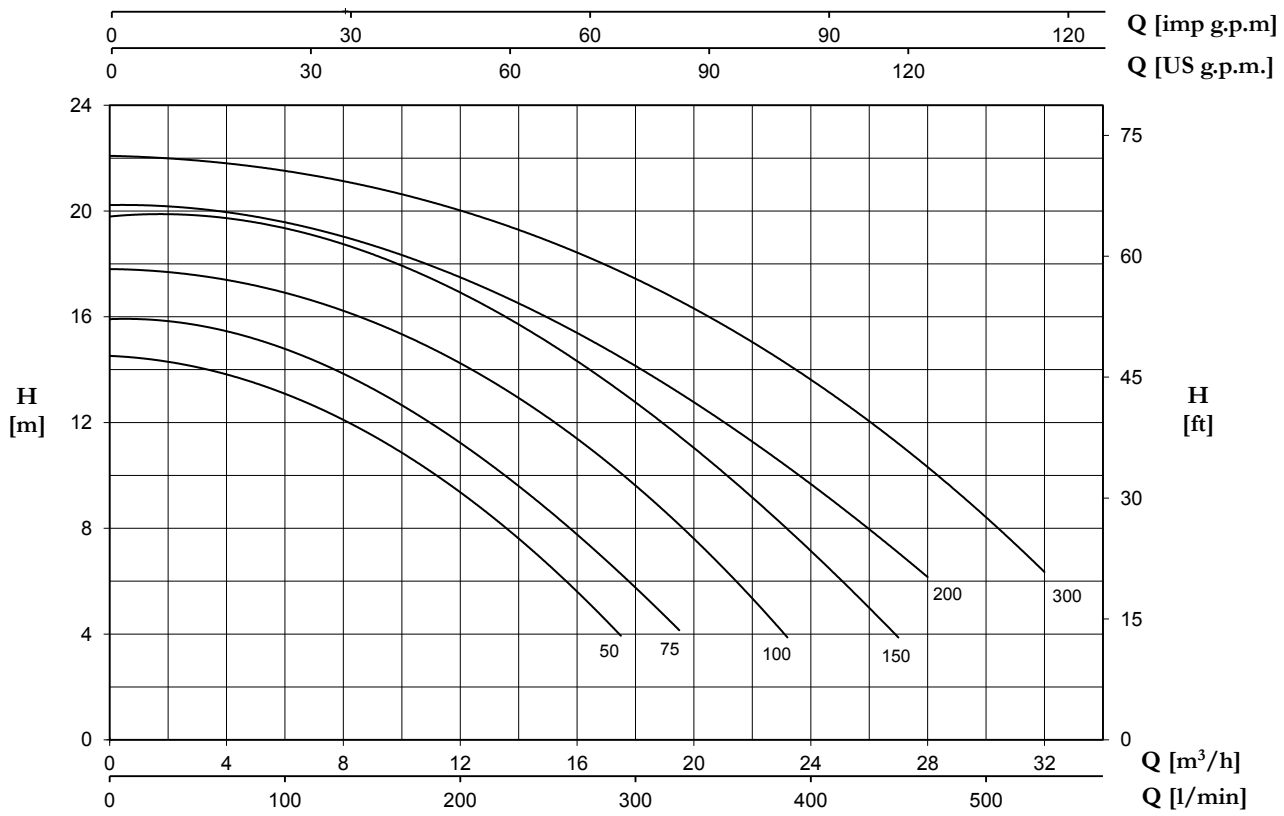


| TYPE | | P2 | | µF | AMPERE | | | H (m) | | | | | | | | |
|---|---|---|---|---|---|---|---|---|---|---|---|---|---|---|---|---|
| 1~ | 3~ | | | | 1~ | 3~ | 3~ | 4 | 6 | 8 | 10 | 12 | 14 | 16 | 18 | 21 |
| | | HP | kW | | 230 V | 230 V | 400 V | Q (m³/h) | | | | | | | | |
| POOL2 50M | POOL2 50T | 0,5 | 0,37 | 20 | 4,4 | 2,4 | 1,4 | 17,5 | 15,6 | 13,5 | 11,1 | 8,4 | - | - | - | - |
| POOL2 75M | POOL2 75T | 0,75 | 0,55 | 20 | 4,75 | 3,1 | 1,8 | 19,5 | 18 | 15,7 | 13,5 | 10,8 | 7,9 | - | - | - |
| POOL2 100M | POOL2 100T | 1 | 0,75 | 25 | 5,5 | 3,8 | 2,2 | 23,2 | 21,1 | 19,7 | 18 | 15 | 12,3 | 8,7 | - | - |
| POOL2 150M | POOL2 150T | 1,5 | 1,1 | 30 | 7,3 | 5 | 2,9 | 27 | 25 | 23 | 21 | 19 | 17 | 13 | 10 | - |
| POOL2 200M | POOL2 200T | 2 | 1,5 | 40 | 9,2 | 6 | 3,5 | - | 28 | 26 | 24 | 21 | 18 | 14 | 12 | - |
| POOL2 300M | POOL2 300T | 3 | 2,2 | 40 | 12,2 | 8,6 | 5 | - | 32 | 30 | 29 | 27 | 23 | 20 | 15 | 12 |

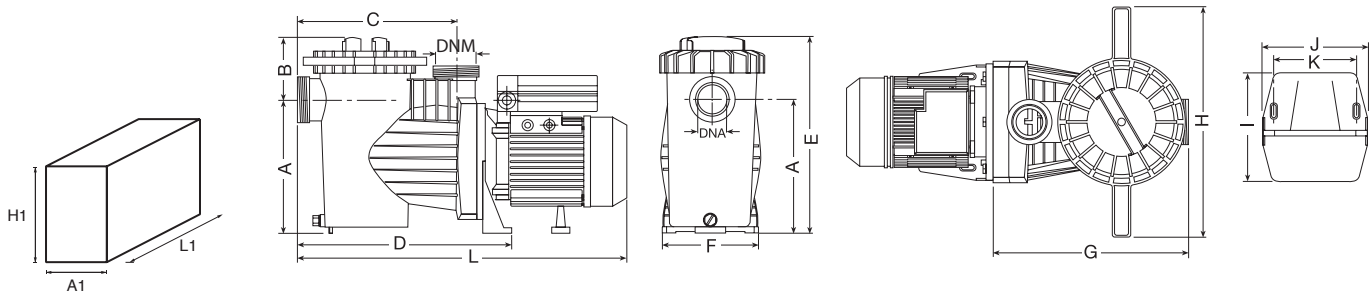


| TYPE | DIMENSIONS (mm) | | | | | | | | | | | | | | | | Kg | |
|---|---|---|---|---|---|---|---|---|---|---|---|---|---|---|---|---|---|---|
| | A | B | C | D | E | F | G | H | I | J | K | L | DNA/ DNM | L1 | A1 | H1 | Net | Gross |
| POOL2 50M | 216 | 109 | 265 | 370 | 325 | 206 | 325 | 400 | 220 | 205 | 160 | 550 | 2" Ø 63 PVC | 630 | 230 | 360 | 11,7 | 12,7 |
| POOL2 50T | | | | | | | | | | | | | | | | | | |
| POOL2 75M | 216 | 109 | 265 | 370 | 325 | 206 | 325 | 400 | 220 | 205 | 160 | 550 | | 630 | 230 | 360 | 11,9 | 12,9 |
| POOL2 75T | | | | | | | | | | | | | | | | | 11,5 | 12,5 |
| POOL2 100M | 216 | 109 | 265 | 370 | 325 | 206 | 325 | 400 | 220 | 205 | 160 | 550 | | 630 | 230 | 360 | 13,1 | 14,1 |
| POOL2 100T | | | | | | | | | | | | | | | | | 12,9 | 13,9 |
| POOL2 150M | 216 | 109 | 265 | 370 | 325 | 206 | 325 | 400 | 220 | 205 | 160 | 580 | | 630 | 230 | 360 | 15,5 | 16,5 |
| POOL2 150T | | | | | | | | | | | | | | | | | 13,9 | 14,9 |
| POOL2 200M | 216 | 109 | 265 | 370 | 325 | 206 | 325 | 400 | 220 | 205 | 160 | 580 | | 630 | 230 | 360 | 17,1 | 18,1 |
| POOL2 200T | | | | | | | | | | | | | | | | | 14,9 | 15,9 |
| POOL2 300M | 216 | 109 | 265 | 370 | 325 | 206 | 325 | 400 | 220 | 205 | 160 | 630 | | 705 | 230 | 360 | 21 | 22 |
| POOL2 300T | | | | | | | | | | | | | | | | | 17,4 | 18,4 |

# POOL2 EASY

*Staffa da parete opzionale*
*Wall support as an option*
*Soporte de pared opcional*
*Support mural en option*

*Con cesto prefiltro*
*With pre-filter sieve*
*Con cesto prefiltro*
*Avec panier de préfiltre*

Il nuovo sistema elettronico EASY Control applicabile alla serie POOL2 è un sistema di controllo completo dell'impianto. Il quadro elettrico digitale che incorpora la pompa permette un'installazione facile ed intuitiva e un controllo completo della piscina, in quanto include le necessarie protezioni per la pompa e per le persone, orologi timer e ingressi/uscite per la gestione del sistema di illuminazione, clorinatore a sale, pompa di calore, sonda di temperatura, ecc.

The new electronic system for pumps EASY Control applicable to the POOL2 Series is an integral system to command the installation. By attaching a digital switchboard control panel to the pump, allows an easy and intuitive installation and complete control of the pool. The system incorporates the necessary protections for the pump and for people, time clocks and input / outputs for the management of the lighting system, salt chlorinator, heat pump, temperature probe, etc.

El nuevo sistema electrónico EASY Control aplicable a la serie POOL2 es un sistema de control integral de la instalación. Mediante el cuadro eléctrico digital que incorpora la bomba, nos permite una instalación fácil e intuitiva y un control completo de la piscina, ya que incorpora las protecciones necesarias para la bomba y para las personas, relojes programadores y entradas/salidas para el control y gestión de sistema de iluminación, Clorador salino, Bomba de Calor, sonda de temperatura, etc.

Le nouveau système électronique pour pompes EASY Control compatibles avec les gammes POOL2 est un système complet qui permet de contrôler l'installation. En fxi ant un panneau de commandes à la pompe, ce système peut être installé facilement et de manière intuitive et il permet de contrôler toutes les commandes de la piscine. Le système possède des protections adaptées pour les utilisateurs et la pompe, des comptes à rebours et des entrées/sorties pour commander le système d'éclairage, le chlorateur, la pompe à chaleur, la sonde de température, etc.

| CARATTERISTICHE COSTRUTTIVE / CONSTRUCTION FEATURES<br>CARACTERÍSTICAS CONSTRUCTIVAS / CARACTÉRISTIQUES D'EXÉCUTION | |
|---|---|
| **Corpo pompa, disco portatenuta, diffusore** | polipropilene |
| **Pump body, seal housing, diffuser** | polypropylene |
| **Cuerpo bomba, apoyo sello, difusor** | polipropileno |
| **Corps de pompe, plaque garniture, diffuseur** | polypropylène |
| **Supporto motore** | alluminio |
| **Motor bracket** | aluminium |
| **Soporte motor** | aluminio |
| **Support moteur** | aluminium |
| **Girante**<br>**Impeller**<br>**Turbina**<br>**Turbine** | Noryl® |
| **Tenuta meccanica** | grafite-ceramica-AISI 316 |
| **Mechanical seal** | graphite-ceramic-AISI 316 |
| **Sello mecánico** | grafito-cerámica-AISI 316 |
| **Garniture mécanique** | graphite-céramique-AISI 316 |
| **Albero motore** | acciaio AISI 316 |
| **Motor shaft** | stainless steel AISI 316 |
| **Eje motor** | acero AISI 316 |
| **Arbre moteur** | acier AISI 316 |
| **Temperatura del liquido**<br>**Liquid temperature**<br>**Temperatura del liquído**<br>**Température du liquide** | max +40 °C |
| **Coperchio prefiltro** | policarbonato |
| **Pre-filter cover** | polycarbonate |
| **Tapa prefiltro** | policarbonato |
| **Couvercle du pré-filtre** | polycarbonate |
| **Maniglia coperchio prefiltro** | polipropilene |
| **Opening key for pre-filter lid** | polypropylene |
| **llave apertura de tapa prefiltro** | polipropileno |
| **Clé d'ouverture de préfiltre** | polypropylène |
| **MOTORE / MOTOR / MOTOR / MOTEUR** | |
| **Motore 2 poli a induzione**<br>**2 pole induction motor**<br>**Motor de 2 polos a inducción**<br>**Moteur à induction à 2 pôles** | 1~ 230V-50Hz<br>3~ 230/400V-50Hz |
| **Classe di isolamento**<br>**Insulation class**<br>**Clase de aislamiento**<br>**Classe d'isolation** | F |
| **Grado di protezione**<br>**Protection degree**<br>**Grado de protección**<br>**Protection** | IP55 |
| **Sistema integrale controllo piscina** | EASY Control incorporato nella pompa |
| **Integral system for pool control** | EASY Control incorporated into the pump |
| **Sistema de control integral de piscina** | EASY Control incorporado en la bomba |
| **Système complet de contrôle de piscine** | EASY Control intégré à la pompe |

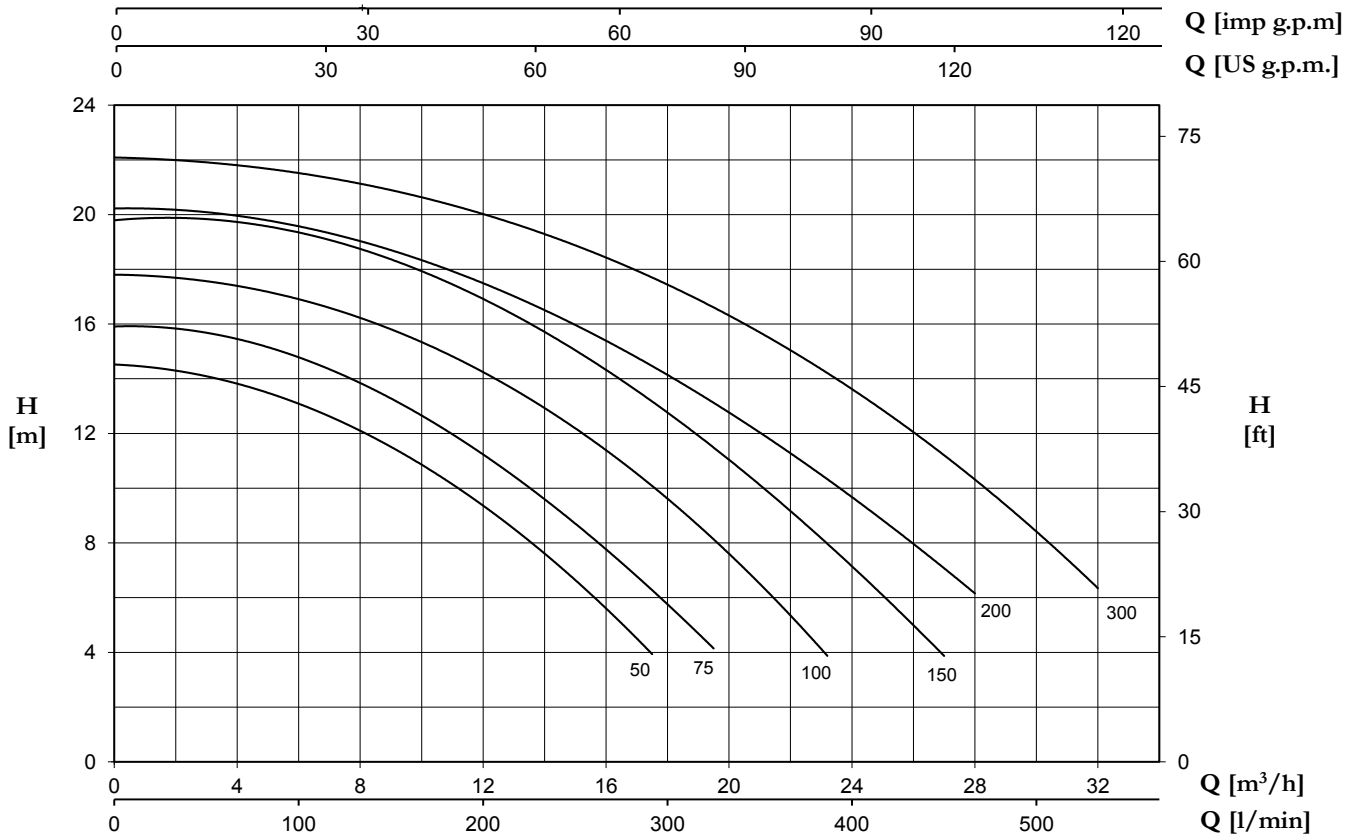


| TYPE | P2 | | µF | AMPERE | H (m) | | | | | | | | | DNA | DNM |
|---|---|---|---|---|---|---|---|---|---|---|---|---|---|---|---|
| 1~ | | | | 1~ | 4 | 6 | 8 | 10 | 12 | 14 | 16 | 18 | 21 | | |
| | HP | kW | | 230 V | Q (m³/h) | | | | | | | | | | |
| **POOL2 EASY 50M** | 0,5 | 0,37 | 20 | 4,4 | 17,5 | 15,6 | 13,5 | 11,1 | 8,4 | - | - | - | - | 2″ Ø 63 PVC | |
| **POOL2 EASY 75M** | 0,75 | 0,55 | 20 | 4,75 | 19,5 | 18 | 15,7 | 13,5 | 10,8 | 7,9 | - | - | - | | |
| **POOL2 EASY 100M** | 1 | 0,75 | 25 | 5,5 | 23,2 | 21,1 | 19,77 | 18 | 15 | 12,3 | 8,7 | - | - | | |
| **POOL2 EASY 150M** | 1,5 | 1,1 | 30 | 7,3 | 27 | 25 | 23 | 21 | 19 | 17 | 13 | 10 | - | | |
| **POOL2 EASY 200M** | 2 | 1,5 | 40 | 9,2 | - | 28 | 26 | 24 | 21 | 18 | 14 | 12 | - | | |
| **POOL2 EASY 300M** | 3 | 2,2 | 40 | 12,2 | - | 32 | 30 | 29 | 27 | 23 | 20 | 15 | 12 | | |

# POOL2-I

*Con cesto prefiltro e maniglia*
*With pre-filter sieve and opening key*
*Con cesto prefiltro y llave apertura*
*Avec panier de préfiltre et clé d'ouverture*

*Supporto a parete autoventilato (a richiesta)*
*Self ventiled wall support (on demand)*
*Soporte en pared autoventilado (bajo demanda)*
*Support mural auto-ventilé (sur demande)*

La pompa include un dispositivo a velocità variabile per un maggiore comfort e costi energetici ridotti al minimo in aggiunta alle seguenti caratteristiche: 5 cicli di filtrazione giornalieri configurabili, programma pulizia filtri, comando illuminazione piscina, funzione pulizia superficie acqua, 2 uscite per attivare il clorinatore salino e lo stato della pompa, protezione da sovratensione, contro la marcia a secco e da rottura del tubo.

The pump includes a variable speed drive for greater comfort and minimized energy costs, in addition to the following features: 5 configurable daily filtration cycles, filter cleaning program, pool lighting control, function for water surface cleaning, 2 outputs for activating saline chlorinator and pump status, protection for over voltage, against dry running and pipe breakage.

El bomba incluye un sistema de control de velocidad con el objetivo de conseguir un gran confort y reducir al máximo los costes energéticos, además de los siguientes beneficios: 5 ciclos de filtración diarios configurables, programa para la limpieza del filtro, control de iluminación de la piscina, función limpieza de la superfície del agua, 2 salidas para activación de clorador salino y monitorización del estado de la bomba, protección de las bombas por sobre tensión y sobre consumo eléctrico, contra el trabajo en seco y contra rotura de tubería.

Le pompe comprend un système de contrôle de la vitesse destiné à assurer un grand confort et à réduire les coûts énergétiques au maximum, en plus des avantages suivants: 5 cycles de filtration configurables, programme de nettoyage des filtres, contrôle de l'éclairage de la piscine, fonction nettoyage de la surface de l'eau, 2 sorties pour l'activation de le clorateur et la sur-veillance de l'état de la pompe, protection des pompes contre les surtensions électrique, contre le travail à sec et contre la rupture de tuyau.

| CARATTERISTICHE COSTRUTTIVE / CONSTRUCTION FEATURES<br>CARACTERÍSTICAS CONSTRUCTIVAS / CARACTÉRISTIQUES D'EXÉCUTION | |
|---|---|
| **Corpo pompa, disco portatenuta, diffusore** | polipropilene |
| **Pump body, seal housing, diffuser** | polypropylene |
| **Cuerpo bomba, apoyo sello, difusor** | polipropileno |
| **Corps de pompe, plaque garniture, diffuseur** | polypropylène |
| **Supporto motore** | alluminio |
| **Motor bracket** | aluminium |
| **Soporte motor** | aluminio |
| **Support moteur** | aluminium |
| **Girante**<br>**Impeller**<br>**Turbina**<br>**Turbine** | Noryl® |
| **Tenuta meccanica** | grafite-ceramica-AISI 316 |
| **Mechanical seal** | graphite-ceramic-AISI 316 |
| **Sello mecánico** | grafito-cerámica-AISI 316 |
| **Garniture mécanique** | graphite-céramique-AISI 316 |
| **Albero motore** | acciaio AISI 316 |
| **Motor shaft** | stainless steel AISI 316 |
| **Eje motor** | acero AISI 316 |
| **Arbre moteur** | acier AISI 316 |
| **Temperatura del liquido**<br>**Liquid temperature**<br>**Temperatura del liquído**<br>**Température du liquide** | max +40 °C |
| **Coperchio prefiltro** | policarbonato |
| **Pre-filter cover** | polycarbonate |
| **Tapa prefiltro** | policarbonato |
| **Couvercle du pré-filtre** | polycarbonate |
| **Maniglia coperchio prefiltro** | polipropilene |
| **Opening key for pre-filter lid** | polypropylene |
| **llave apertura de tapa prefiltro** | polipropileno |
| **Clé d'ouverture de préfiltre** | polypropylène |
| **MOTORE / MOTOR / MOTOR / MOTEUR** | |
| **Motore 2 poli a induzione**<br>**2 pole induction motor**<br>**Motor de 2 polos a inducción**<br>**Moteur à induction à 2 pôles** | 1~ 230V-50Hz |
| **Classe di isolamento**<br>**Insulation class**<br>**Clase de aislamiento**<br>**Classe d'isolation** | F |
| **Grado di protezione**<br>**Protection degree**<br>**Grado de protección**<br>**Protection** | IP55 |
| **Sistema integrale controllo piscina** | con variatore di velocità incluso |
| **Integral system for pool control** | with variable speed drive included |
| **Sistema de control integral de piscina** | con variador de velocidad incluido |
| **Système complet de contrôle de piscine** | avec variateur de vitesse inclus |

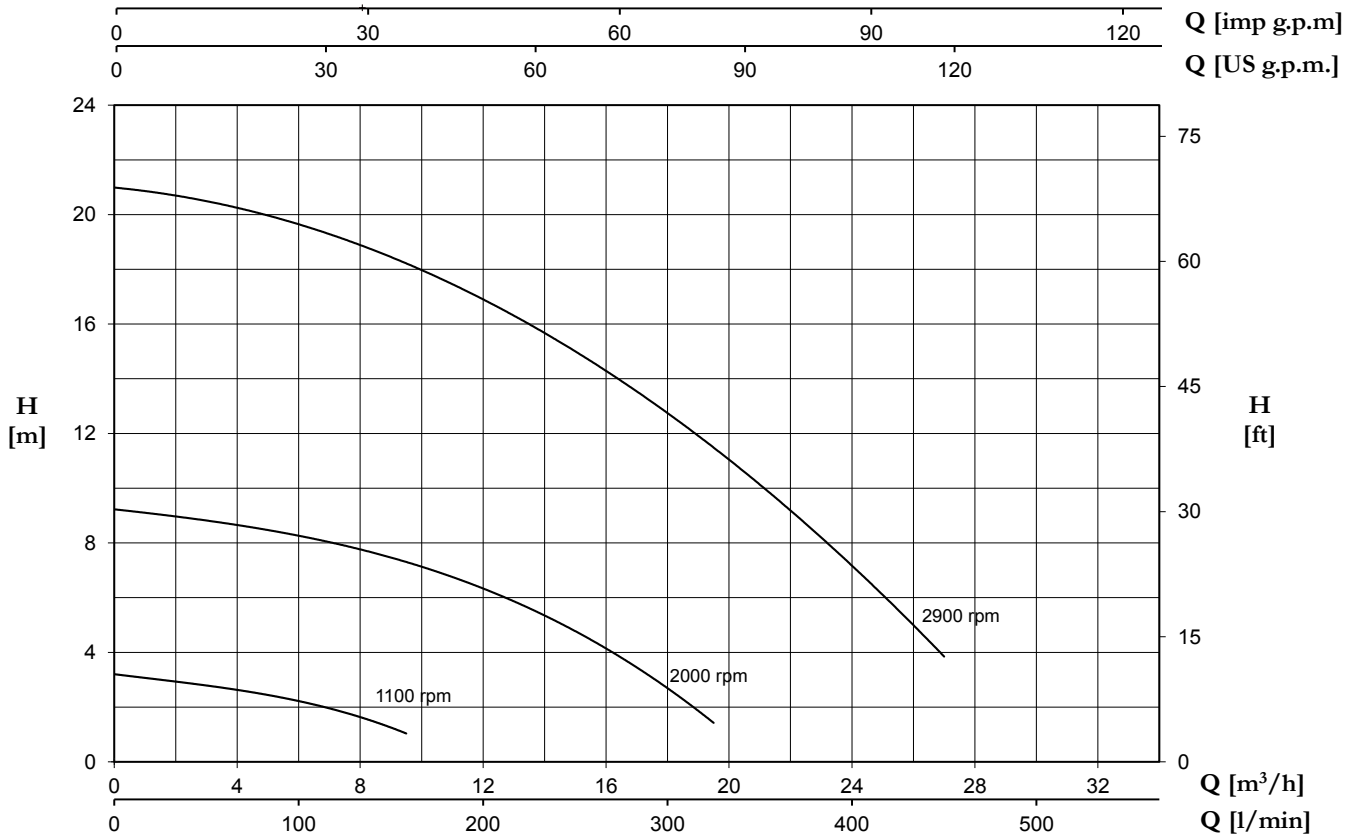


| TYPE | P2 | | µF | AMPERE | H (m) | | | | | | | | | DNA | DNM |
|---|---|---|---|---|---|---|---|---|---|---|---|---|---|---|---|
| 1~ | | | | 1~ | 4 | 6 | 8 | 10 | 12 | 14 | 16 | 18 | 21 | | |
| | HP | kW | | 230 V | Q (m³/h) | | | | | | | | | | |
| **POOL2-I 150M** | 1,5 | 1,1 | 30 | 7,3 | 27 | 25 | 23 | 21 | 19 | 17 | 13 | 10 | - | 2″ Ø 63 PVC | |

# POOL2-IM

*Con cesto prefiltro e maniglia*
*With pre-filter sieve and opening key*
*Con cesto prefiltro y llave apertura*
*Avec panier de préfiltre et clé d'ouverture*

*Supporto a parete autoventilato (a richiesta)*
*Self ventiled wall support (on demand)*
*Soporte en pared autoventilado (bajo demanda)*
*Support mural auto-ventilé (sur demande)*

Nuova gamma di pompe per piscina che includono un azionamento a velocità variabile di configurazione facile e intuitiva e un motore sincrono ad alta efficienza IE5 con magneti permanenti. La combinazione di queste due innovative tecnologie, assicura un risparmio energetico fino all'80% rispetto alle pompe tradizionali. La pompa è estremamente silenziosa (≈ 40 dB) e presenta una grande versatilità in quanto un unico modello è adatto per piscine di dimensioni da 15 m³ a 450 m³.

New range of pool pumps that include variable speed drive of easy and intuitive setup and high efficiency IE5 synchronous motor with permanent magnets. The combination of these two innovative technologies, assure energy savings up to 80% compared to the traditional pumps. The pump is extremely silent (≈ 40 dB) and has great versatility as one single model is suitable for pools of size from 15 m³ to 450 m³.

Nueva gama de bombas de piscina que incorporan variador de velocidad de configuración fácil e intuitiva y motores síncronos de imanes permanentes de altísima eficiencia IE5. La combinación de estas dos tecnologías innovadoras, asegura un ahorro energético de hasta el 80% en consumo de energía comparado con las bombas tradicionales. La bomba es extremadamente silenciosa (≈ 40 dB) y tiene una gran versatilidad, ya que un solo modelo es adaptable a cualquier tipo y volumen de piscina desde 15 m³ hasta 450 m³.

Nouvelle gamme de pompes de piscine comprenant convertisseur de vitesse à configuration simple et intuitive et un moteur synchrone haute efficacité IE5 à aimants permanents. La combinaison de ces deux technologies innovantes, assure des économies d'énergie jusqu'à 80% par rapport aux pompes traditionnelles. La pompe est extrêmement silencieux (≈ 40 dB) et a une grande polyvalence car un seul modèle convient aux piscines de 15 m³ à 450 m³.

| CARATTERISTICHE COSTRUTTIVE / CONSTRUCTION FEATURES<br>CARACTERÍSTICAS CONSTRUCTIVAS / CARACTÉRISTIQUES D'EXÉCUTION | |
|---|---|
| **Corpo pompa, disco portatenuta, diffusore** | polipropilene |
| **Pump body, seal housing, diffuser** | polypropylene |
| **Cuerpo bomba, apoyo sello, difusor** | polipropileno |
| **Corps de pompe, plaque garniture, diffuseur** | polypropylène |
| **Supporto motore** | alluminio |
| **Motor bracket** | aluminium |
| **Soporte motor** | aluminio |
| **Support moteur** | aluminium |
| **Girante**<br>**Impeller**<br>**Turbina**<br>**Turbine** | Noryl® |
| **Tenuta meccanica** | grafite-ceramica-AISI 316 |
| **Mechanical seal** | graphite-ceramic-AISI 316 |
| **Sello mecánico** | grafito-cerámica-AISI 316 |
| **Garniture mécanique** | graphite-céramique-AISI 316 |
| **Albero motore** | acciaio AISI 316 |
| **Motor shaft** | stainless steel AISI 316 |
| **Eje motor** | acero AISI 316 |
| **Arbre moteur** | acier AISI 316 |
| **Temperatura del liquido**<br>**Liquid temperature**<br>**Temperatura del liquído**<br>**Température du liquide** | max +40 °C |
| **Coperchio prefiltro** | policarbonato |
| **Pre-filter cover** | polycarbonate |
| **Tapa prefiltro** | policarbonato |
| **Couvercle du pré-filtre** | polycarbonate |
| **Maniglia coperchio prefiltro** | polipropilene |
| **Opening key for pre-filter lid** | polypropylene |
| **llave apertura de tapa prefiltro** | polipropileno |
| **Clé d'ouverture de préfiltre** | polypropylène |
| **MOTORE / MOTOR / MOTOR / MOTEUR** | |
| **Motore sincrono a magneti permanenti**<br>**Synchronous motor with permanent magnets**<br>**Motores síncronos de imanes permanentes**<br>**Moteur synchrone à aimants permanents** | 1~ 230V-50Hz |
| **Classe di isolamento**<br>**Insulation class**<br>**Clase de aislamiento**<br>**Classe d'isolation** | F |
| **Grado di protezione**<br>**Protection degree**<br>**Grado de protección**<br>**Protection** | IP55 |
| **Sistema integrale controllo piscina** | con variatore di velocità incluso |
| **Integral system for pool control** | with variable speed drive included |
| **Sistema de control integral de piscina** | con variador de velocidad incluido |
| **Système complet de contrôle de piscine** | avec variateur de vitesse inclus |

*UP TO* **80%** *ENERGY SAVING*

efficiency class **IE5**

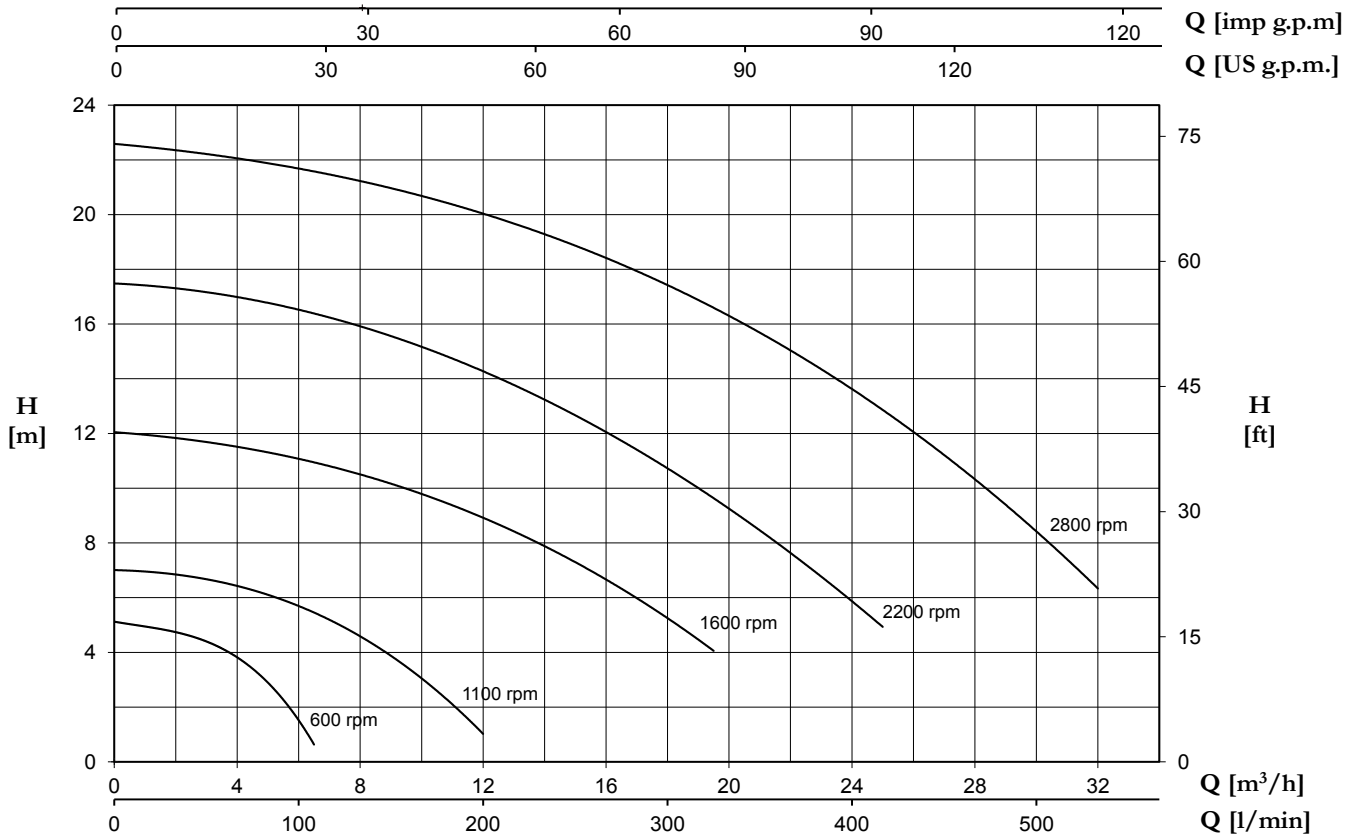


| TYPE | P2 | | µF | AMPERE | H (m) | | | | | | | | | DNA | DNM |
|---|---|---|---|---|---|---|---|---|---|---|---|---|---|---|---|
| 1~ | | | | 1~ | 4 | 6 | 8 | 10 | 12 | 14 | 16 | 18 | 21 | | |
| | HP | kW | | 230 V | Q (m³/h) | | | | | | | | | | |
| **POOL2-IM 300M** | 3 | 2,2 | 40 | 12,2 | - | 32 | 30 | 29 | 27 | 23 | 20 | 15 | 12 | 2″ Ø 63 PVC | |

# POOL3

Elettropompa autoadescante per piscine con ampio prefiltro incorporato per una elevata capacità di filtrazione. La verniciatura per cataforesi, il corpo pompa in polipropilene con fibra di vetro e la viteria in acciaio AISI316 conferiscono una notevole resistenza alla corrosione.

Self-priming pump for pools with large pre-filter basket for high filtration capacity. The cataphoresis painting, the pump body in polypropylene with glass fiber and the screws in AISI316 steel give a remarkable resistance to corrosion.

Electrobomba autoaspirante para piscinas con prefiltro incorporado de grandes dimensiones para alta capacidad de filtración. El cuerpobomba en polipropileno con fibra de vidrio, los tornillería en acero AISI316 y la pintura de cataforesis confieren una notable resistencia a la corrosión.

Pompe électrique auto-aspirante pour piscines avec grand panier préfiltre pour une capacité de filtration élevée. La peinture de cataphorèse, le corps de pompe en polypropylène avec fibre de verre et les vis en acier inoxydable AISI-316 confèrent une remarquable résistance à la corrosion.

| CARATTERISTICHE COSTRUTTIVE / CONSTRUCTION FEATURES<br>CARACTERÍSTICAS CONSTRUCTIVAS / CARACTÉRISTIQUES D'EXÉCUTION | |
|---|---|
| **Pittura**<br>**Painting**<br>**Pintura**<br>**Peinture** | cataforesi<br>cataphoresis<br>cataforesis<br>cataphorèse |
| **Corpo pompa, disco portatenuta, diffusore**<br>**Pump body, seal housing, diffuser**<br>**Cuerpo bomba, apoyo sello, difusor**<br>**Corps de pompe, plaque garniture, diffuseur** | polipropilene + fibre di vetro<br>polypropylene + fiber glass<br>polipropileno + fibra de vidrio<br>polypropylène + fibre de verre |
| **Supporto motore**<br>**Motor bracket**<br>**Soporte motor**<br>**Support moteur** | alluminio<br>aluminium<br>aluminio<br>aluminium |
| **Girante**<br>**Impeller**<br>**Turbina**<br>**Turbine** | Noryl® |
| **Tenuta meccanica**<br>**Mechanical seal**<br>**Sello mecánico**<br>**Garniture mécanique** | grafite-ceramica-AISI 316<br>graphite-ceramic-AISI 316<br>grafito-cerámica-AISI 316<br>graphite-céramique-AISI 316 |
| **Albero motore**<br>**Motor shaft**<br>**Eje motor**<br>**Arbre moteur** | acciaio AISI 316<br>stainless steel AISI 316<br>acero AISI 316<br>acier AISI 316 |
| **Temperatura del liquido**<br>**Liquid temperature**<br>**Temperatura del liquído**<br>**Température du liquide** | max +40 °C |
| **Coperchio prefiltro**<br>**Pre-filter cover**<br>**Tapa prefiltro**<br>**Couvercle du pré-filtre** | policarbonato<br>polycarbonate<br>policarbonato<br>polycarbonate |
| **Maniglia coperchio prefiltro**<br>**Opening key for pre-filter lid**<br>**llave apertura de tapa prefiltro**<br>**Clé d'ouverture de préfiltre** | polipropilene<br>polypropylene<br>polipropileno<br>polypropylène |
| **MOTORE / MOTOR / MOTOR / MOTEUR** | |
| **Motore 2 poli a induzione**<br>**2 pole induction motor**<br>**Motor de 2 polos a inducción**<br>**Moteur à induction à 2 pôles** | 3~ 230/400V-50Hz |
| **Classe di isolamento**<br>**Insulation class**<br>**Clase de aislamiento**<br>**Classe d'isolation** | F |
| **Grado di protezione**<br>**Protection degree**<br>**Grado de protección**<br>**Protection** | IP55 |

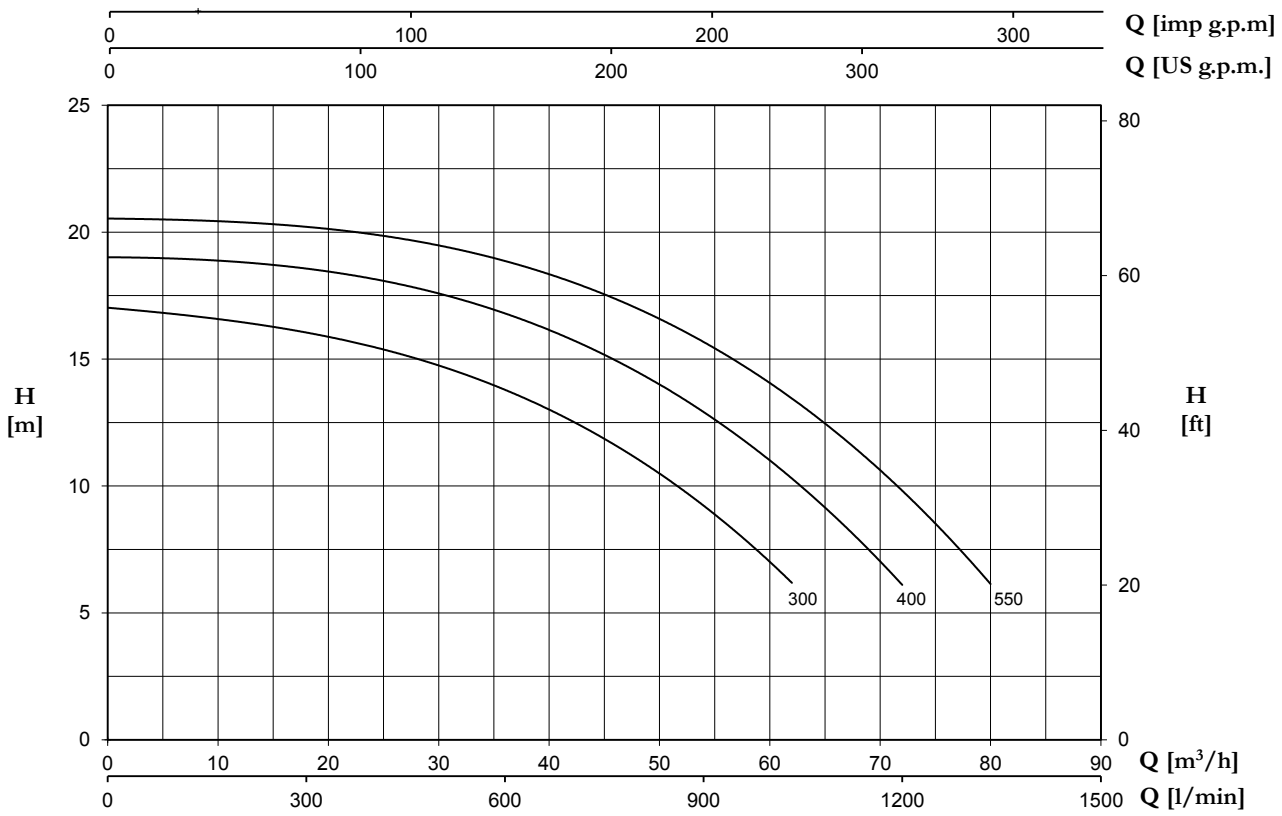


| TYPE | P2 | | AMPERE | | rpm | H (m) | | | | | | | |
|---|---|---|---|---|---|---|---|---|---|---|---|---|---|
| 3~ | | | 3~ | 3~ | | 6 | 8 | 10 | 12 | 14 | 16 | 18 | 20 |
| | HP | kW | 230 V | 400V | | Q (m³/h) | | | | | | | |
| **POOL3 300** | 3 | 2,2 | 9,4 | 5,3 | 2900 | 62 | 58 | 52 | 44 | 34 | 20 | - | - |
| **POOL3 400** | 4 | 3 | 12,5 | 6,9 | 2900 | 72 | 68 | 63 | 57 | 50 | 40 | 27 | - |
| **POOL3 550** | 5,5 | 4 | - | 8,8 | 2900 | 80 | 76 | 72 | 67 | 60 | 52 | 41 | 26 |

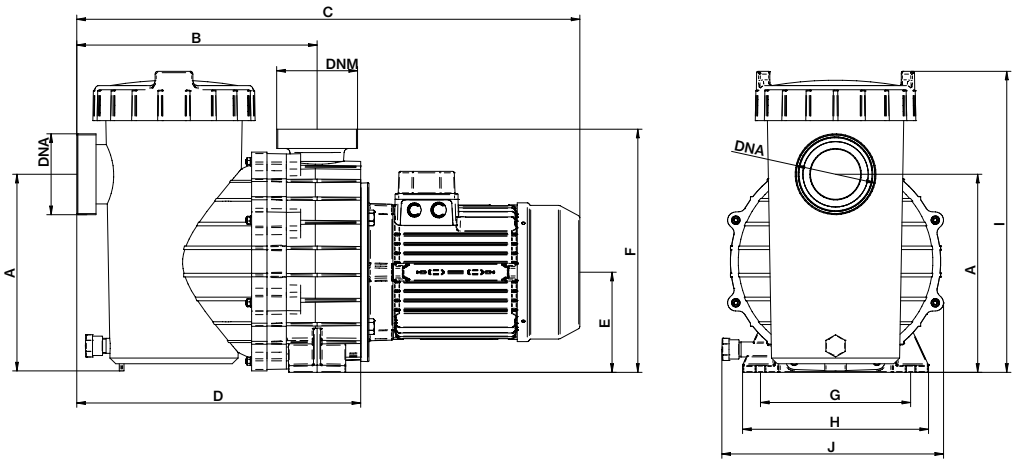


| TYPE | DIMENSIONS (mm) | | | | | | | | | | | |
|---|---|---|---|---|---|---|---|---|---|---|---|---|
| | A | B | C | D | E | F | G | H | I | J | DNA | DNM |
| **POOL3 300** | 277 | 336 | 704 | 397 | 140 | 340 | 210 | 260 | 420 | 310 | PVC 90 | PVC 90 |
| **POOL3 400** | 277 | 336 | 704 | 397 | 140 | 340 | 210 | 260 | 420 | 310 | | |
| **POOL3 550** | 277 | 336 | 704 | 397 | 140 | 340 | 210 | 260 | 420 | 310 | | |

# POOL4

*Girante in bronzo (a richiesta)*
*Bronze impeller (on request)*
*Turbina de bronce (bajo demanda)*
*Turbine en bronze (sur demande)*

Elettropompa per piscina autoadescante ad elevata portata disponibile a 4 poli fino a 10 HP per un funzionamento silenzioso e di maggiore filtrazione. Verniciatura cataforesi, viti in AISI316 e corpo pompa in polipropilene con fibra di vetro conferiscono una notevole resistenza alla corrosione. Inoltre un'ampia base di appoggio rende l'intero sistema particolarmente robusto.

High-flow self-priming pool pump available at 4 poles up to 10 HP ideal for quite operation and larger filtration. Cataphoresis painting, screws in AISI316 and pump body in polypropylene with glass fiber give a remarkable resistance to corrosion. In addition, a large support base make the whole system particularly robust.

Electrobomba autoaspirante de gran caudal disponible en 4 polos hasta 10 HP ideal para un funcionamiento silencioso y grandes equipos de filtración. La pintura de cataforesis, los tornilleria en AISI316 y el cuerpobomba en polipropileno con fibra de vidrio confieren una notable resistencia a la corrosión. Además, una gran base de apoyo dotan al sistema de una gran robustez.

Pompe électrique auto-aspirante pour piscines de grand débit avec moteurs tournant à 4 pôles jusqu'à 10 HP, idéale pour un fonctionnement silencieux et pour une capacité de filtration élevée. La peinture de cataphorèse, les vis en acier inoxydable AISI-316 et le corps de pompe en polypropylène avec fibre de verre confèrent une remarquable résistance à la corrosion. De plus, une large base de support rend l'ensemble du système particulièrement robuste.

| CARATTERISTICHE COSTRUTTIVE / CONSTRUCTION FEATURES<br>CARACTERÍSTICAS CONSTRUCTIVAS / CARACTÉRISTIQUES D'EXÉCUTION | |
|---|---|
| **Pittura** | cataforesi |
| **Painting** | cataphoresis |
| **Pintura** | cataforesis |
| **Peinture** | cataphorèse |
| **Corpo pompa, disco portatenuta, diffusore** | polipropilene + fibre di vetro |
| **Pump body, seal housing, diffuser** | polypropylene + fiber glass |
| **Cuerpo bomba, apoyo sello, difusor** | polipropileno + fibra de vidrio |
| **Corps de pompe, plaque garniture, diffuseur** | polypropylène + fibre de verre |
| **Supporto motore** | alluminio |
| **Motor bracket** | aluminium |
| **Soporte motor** | aluminio |
| **Support moteur** | aluminium |
| **Girante** | Noryl®; bronzo marino su richiesta |
| **Impeller** | Noryl®; marine bronze on request |
| **Turbina** | Noryl®; bronce baio demanda |
| **Turbine** | Noryl®; bronze sur demande |
| **Tenuta meccanica** | grafite-ceramica-AISI 316 |
| **Mechanical seal** | graphite-ceramic-AISI 316 |
| **Sello mecánico** | grafito-cerámica-AISI 316 |
| **Garniture mécanique** | graphite-céramique-AISI 316 |
| **Albero motore** | acciaio AISI 316 |
| **Motor shaft** | stainless steel AISI 316 |
| **Eje motor** | acero AISI 316 |
| **Arbre moteur** | acier AISI 316 |
| **Temperatura del liquido**<br>**Liquid temperature**<br>**Temperatura del liquído**<br>**Température du liquide** | max +40 °C |
| **Coperchio prefiltro** | policarbonato |
| **Pre-filter cover** | polycarbonate |
| **Tapa prefiltro** | policarbonato |
| **Couvercle du pré-filtre** | polycarbonate |
| **Base supporto**<br>**Support base**<br>**Base soporte**<br>**Base de support** | Noryl® |
| **MOTORE / MOTOR / MOTOR / MOTEUR** | |
| **Motore 4 poli a induzione**<br>**4 pole induction motor**<br>**Motor de 4 polos a inducción**<br>**Moteur à induction à 4 pôles** | 3~ 230/400V-50Hz<br>3~ 400/690V-50Hz |
| **Classe di isolamento**<br>**Insulation class**<br>**Clase de aislamiento**<br>**Classe d'isolation** | F |
| **Grado di protezione**<br>**Protection degree**<br>**Grado de protección**<br>**Protection** | IP55 |

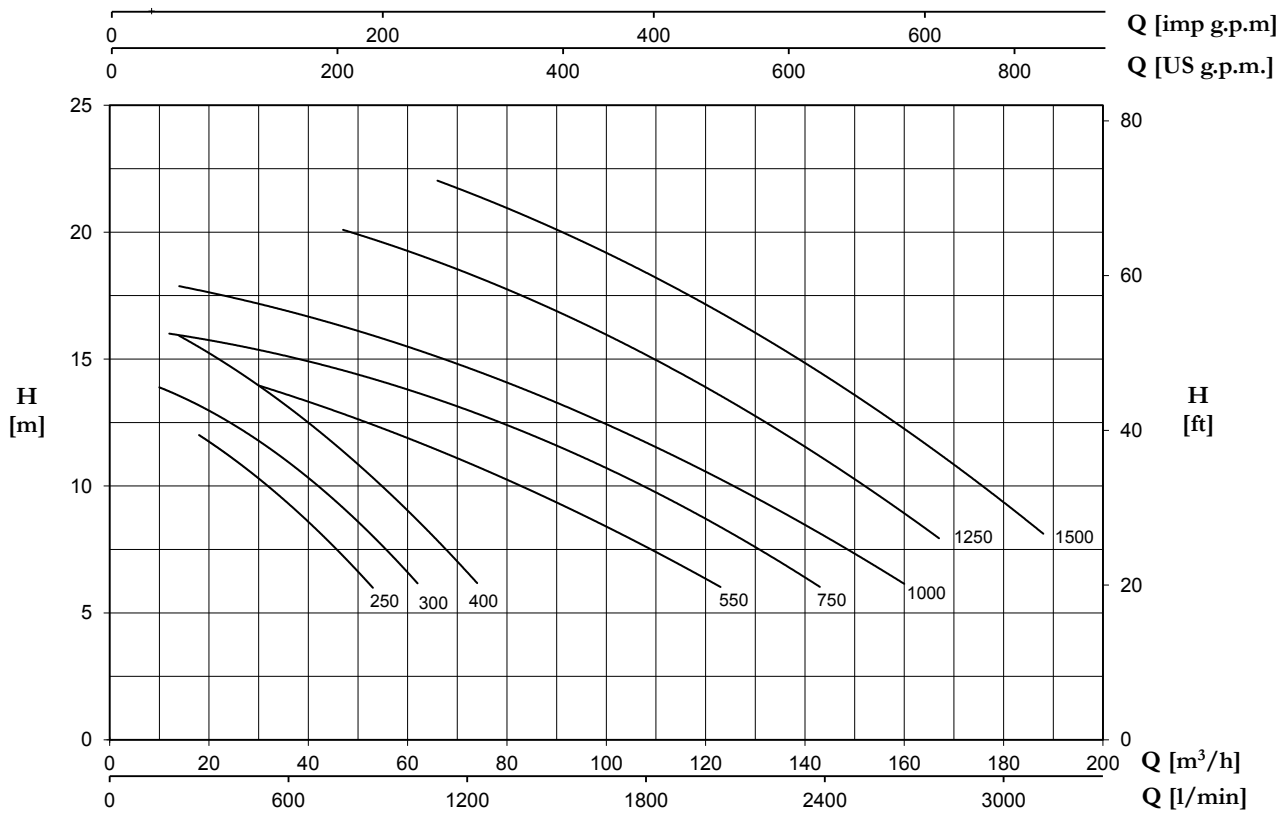


| TYPE 3~ | P2 HP | P2 kW | AMPERE 3~ 230 V | AMPERE 3~ 400V | rpm | H (m) 6 | 8 | 10 | 12 | 14 | 16 | 18 | 20 | 22 | DNA | DNM | Minimum size of suction pipe |
|---|---|---|---|---|---|---|---|---|---|---|---|---|---|---|---|---|---|
| | | | | | | Q (m³/h) | | | | | | | | | | | |
| **POOL4 4-250** | 2,5 | 1,8 | 8,5 | 4,9 | 1450 | 53 | 43 | 32 | 18 | - | - | - | - | - | 110 | | 110 |
| **POOL4 4-300** | 3 | 2,2 | 9,4 | 5,3 | 1450 | 62 | 54 | 43 | 26 | 10 | - | - | - | - | | | 125 |
| **POOL4 4-400** | 4 | 3 | 12,5 | 6,9 | 1450 | 74 | 66 | 56 | 42 | 29 | 14 | - | - | - | | | 140 |
| **POOL4 4-550** | 5,5 | 4 | 15,3 | 8,8 | 1450 | 123 | 104 | 84 | 57 | 30 | - | - | - | - | | | 160 |
| **POOL4 4-750** | 7,5 | 5,5 | - | 12 | 1450 | 143 | 127 | 107 | 85 | 57 | 12 | - | - | - | | | 180 |
| **POOL4 4-1000** | 10 | 7,5 | - | 15,8 | 1450 | 160 | 145 | 126 | 107 | 80 | 48 | 14 | - | - | | | 180 |
| **POOL4 2-1250** | 12,5 | 9,2 | - | 18,5 | 2850 | - | 167 | 152 | 136 | 118 | 99 | 80 | 47 | - | | | 180 |
| **POOL4 2-1500** | 15 | 11 | - | 20,9 | 2850 | - | 188 | 177 | 162 | 146 | 130 | 112 | 92 | 66 | | | 200 |

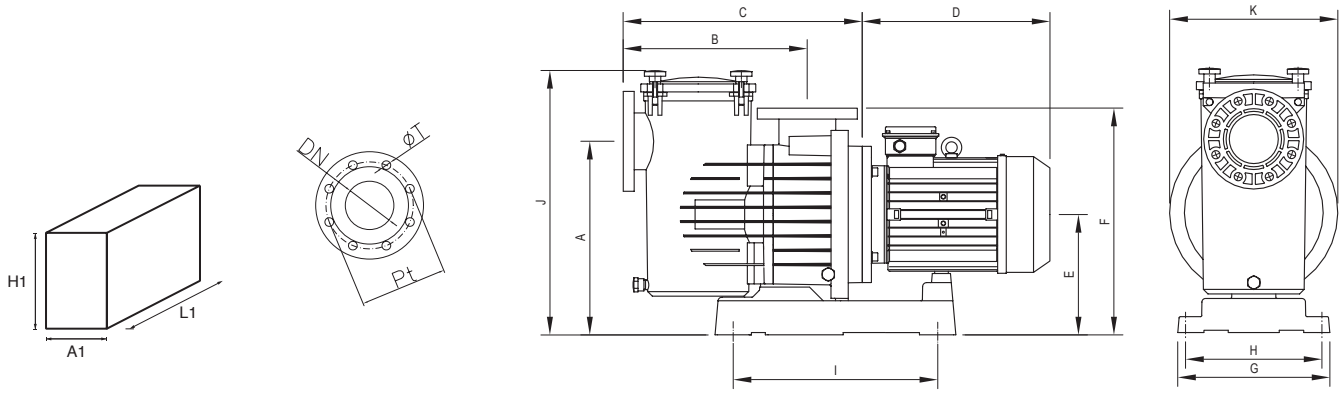


| TYPE | DIMENSIONS (mm) A | B | C | D | E | F | G | H | I | J | K | DN | ØT | Pt | A1 | H1 | L1 | Kg |
|---|---|---|---|---|---|---|---|---|---|---|---|---|---|---|---|---|---|---|
| **POOL4 4-250** | 420 | 405 | 530 | 310 | 265 | 495 | 335 | 300 | 450 | 590 | 370 | 110 | 16 | 180 | 385 | 595 | 840 | 42 |
| **POOL4 4-300** | 420 | 405 | 530 | 310 | 265 | 495 | 335 | 300 | 450 | 590 | 370 | | | | 385 | 595 | 840 | 42,5 |
| **POOL4 4-400** | 420 | 405 | 530 | 310 | 265 | 495 | 335 | 300 | 450 | 590 | 370 | | | | 385 | 595 | 840 | 44,5 |
| **POOL4 4-550** | 420 | 405 | 530 | 335 | 265 | 495 | 335 | 300 | 450 | 590 | 370 | | | | 385 | 715 | 1170 | 53,4 |
| **POOL4 4-750** | 420 | 405 | 508 | 380 | 265 | 495 | 335 | 300 | 450 | 590 | 370 | | | | 385 | 715 | 1170 | 66 |
| **POOL4 4-1000** | 420 | 405 | 508 | 380 | 265 | 495 | 335 | 300 | 450 | 590 | 370 | | | | 385 | 715 | 1170 | 76 |
| **POOL4 2-1250** | 420 | 405 | 508 | 380 | 265 | 495 | 335 | 300 | 450 | 590 | 370 | | | | 385 | 715 | 1170 | 84,5 |
| **POOL4 2-1500** | 420 | 405 | 508 | 380 | 265 | 495 | 335 | 300 | 450 | 590 | 370 | | | | 385 | 715 | 1170 | 85,5 |

# Q-POOL4

*Girante in bronzo (a richiesta)*
*Bronze impeller (on request)*
*Turbina de bronce (bajo demanda)*
*Turbine en bronze (sur demande)*

Elettropompa per piscina autoadescante ad elevata portata e maggiore pressione di lavoro adatta per grandi sistemi di filtrazione. Verniciatura in cataforesi, viti in AISI316 e corpo pompa in polipropilene con fibra di vetro conferiscono una notevole resistenza alla corrosione. Inoltre un'ampia base di appoggio rende l'intero sistema particolarmente robusto.

High-flow self-priming pool pump suitable for larger filtration systems and for high-pressure working. Cataphoresis painting, screws in AISI316 and pump body in polypropylene with glass fiber give a remarkable resistance to corrosion. In addition, a large support base make the whole system particularly robust.

Electrobomba autoaspirante de gran caudal apta para grandes equipos de filtración y trabajo a gran altura manométrica. La pintura de cataforesis, los tornilleria en AISI316 y el cuerpobomba en polipropileno con fibra de vidrio confieren una notable resistencia a la corrosión. Además, una gran base de apoyo dotan al sistema de una gran robustez.

Pompe électrique auto-aspirante pour piscines de grand débit pour une capacité de filtration élevée et convient aux travaux de gros pression. La peinture de cataphorèse, les vis en acier inoxydable AISI-316 et le corps de pompe en polypropylène avec fibre de verre confèrent une remarquable résistance à la corrosion. De plus, une large base de support rend l'ensemble du système particulièrement robuste.

| CARATTERISTICHE COSTRUTTIVE / CONSTRUCTION FEATURES<br>CARACTERÍSTICAS CONSTRUCTIVAS / CARACTÉRISTIQUES D'EXÉCUTION | |
|---|---|
| **Pittura** | cataforesi |
| **Painting** | cataphoresis |
| **Pintura** | cataforesis |
| **Peinture** | cataphorèse |
| **Corpo pompa, disco portatenuta, diffusore** | polipropilene + fibre di vetro |
| **Pump body, seal housing, diffuser** | polypropylene + fiber glass |
| **Cuerpo bomba, apoyo sello, difusor** | polipropileno + fibra de vidrio |
| **Corps de pompe, plaque garniture, diffuseur** | polypropylène + fibre de verre |
| **Supporto motore** | alluminio |
| **Motor bracket** | aluminium |
| **Soporte motor** | aluminio |
| **Support moteur** | aluminium |
| **Girante** | Noryl®; bronzo marino su richiesta |
| **Impeller** | Noryl®; marine bronze on request |
| **Turbina** | Noryl®; bronce baio demanda |
| **Turbine** | Noryl®; bronze sur demande |
| **Tenuta meccanica** | grafite-ceramica-AISI 316 |
| **Mechanical seal** | graphite-ceramic-AISI 316 |
| **Sello mecánico** | grafito-cerámica-AISI 316 |
| **Garniture mécanique** | graphite-céramique-AISI 316 |
| **Albero motore** | acciaio AISI 316 |
| **Motor shaft** | stainless steel AISI 316 |
| **Eje motor** | acero AISI 316 |
| **Arbre moteur** | acier AISI 316 |
| **Temperatura del liquido**<br>**Liquid temperature**<br>**Temperatura del liquído**<br>**Température du liquide** | max +40 °C |
| **Coperchio prefiltro** | policarbonato |
| **Pre-filter cover** | polycarbonate |
| **Tapa prefiltro** | policarbonato |
| **Couvercle du pré-filtre** | polycarbonate |
| **Base supporto**<br>**Support base**<br>**Base soporte**<br>**Base de support** | Noryl® |
| **MOTORE / MOTOR / MOTOR / MOTEUR** | |
| **Motore 2 poli a induzione**<br>**2 pole induction motor**<br>**Motor de 2 polos a inducción**<br>**Moteur à induction à 2 pôles** | 3~ 230/400V-50Hz<br>3~ 400/690V-50Hz |
| **Classe di isolamento**<br>**Insulation class**<br>**Clase de aislamiento**<br>**Classe d'isolation** | F |
| **Grado di protezione**<br>**Protection degree**<br>**Grado de protección**<br>**Protection** | IP55 |

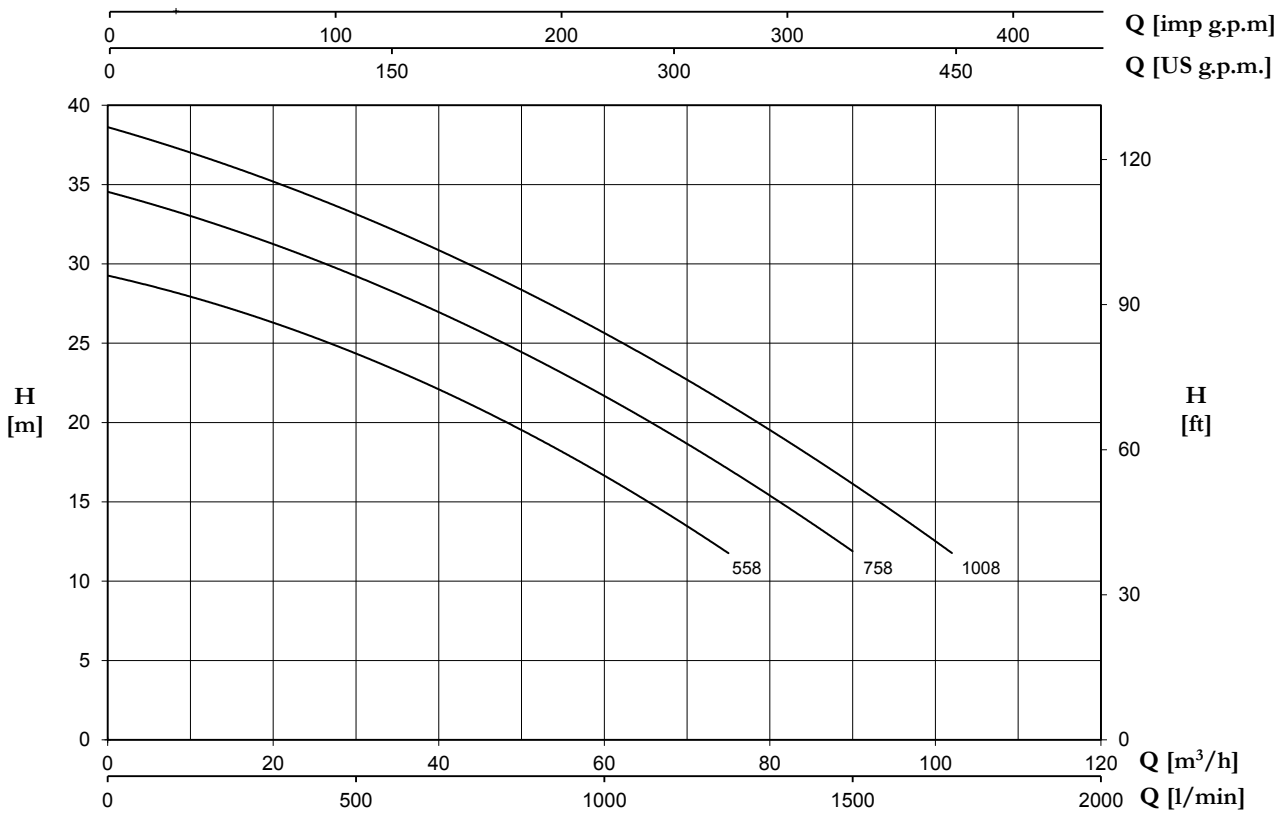


| TYPE | P2 | | AMPERE | | | rpm | H (m) | | | | | | | DNA | DNM |
|---|---|---|---|---|---|---|---|---|---|---|---|---|---|---|---|
| 3~ | | | 3~ | 3~ | 3~ | | 12 | 16 | 20 | 24 | 28 | 32 | 36 | | |
| | HP | kW | 230 V | 400V | 690V | | Q (m³/h) | | | | | | | | |
| **Q-POOL4 558** | 5,5 | 4 | 15,3 | 8,8 | - | 2900 | 75 | 61 | 48 | 32 | 12 | - | - | 4" (DN110) | |
| **Q-POOL4 758** | 7,5 | 5,5 | - | 12 | 6,9 | 2900 | 90 | 78 | 65 | 52 | 36 | 16 | - | | |
| **Q-POOL4 1008** | 10 | 7,5 | - | 15,8 | 9,2 | 2900 | 102 | 90 | 78 | 65 | 52 | 36 | 16 | | |

# V-POOL4

*Girante in bronzo (a richiesta)*
*Bronze impeller (on request)*
*Turbina de bronce (bajo demanda)*
*Turbine en bronze (sur demande)*

Elettropompa verticale autoadescante per piscina ad elevata portata per grandi sistemi di filtrazione disponibile a 4 poli fino a 10 HP per un funzionamento silenzioso. Verniciatura in cataforesi, prefiltro in AISI316 e corpo pompa in polipropilene con fibra di vetro conferiscono una notevole resistenza alla corrosione. Inoltre un'ampia base di appoggio rende l'intero sistema particolarmente robusto.

High-flow self-priming vertical pool pump available at 4 poles up to 10 HP ideal for quite operation and larger filtration. Cataphoresis painting, pre-filter in AISI316 and pump body in polypropylene with glass fiber give a remarkable resistance to corrosion. In addition, a large support base make the whole system particularly robust.

Electrobomba vertical autoaspirante de gran caudal disponible en 4 polos hasta 10 HP ideal para un funcionamiento silencioso y grandes equipos de filtración. La pintura de cataforesis, el prefiltro en AISI316 y el cuerpobomba en polipropileno con fibra de vidrio confieren una notable resistencia a la corrosión. Además, una gran base de apoyo dotan al sistema de una gran robustez.

Pompe électrique verticale auto-aspirante pour piscines de grand débit avec moteurs tournant à 4 pôles jusqu'à 10 HP, idéale pour un fonctionnement silencieux et pour une capacité de filtration élevée. La peinture de cataphorèse, le préfiltre en acier inoxydable AISI-316 et le corps de pompe en polypropylène avec fibre de verre confèrent une remarquable résistance à la corrosion. De plus, une large base de support rend l'ensemble du système particulièrement robuste.

| CARATTERISTICHE COSTRUTTIVE / CONSTRUCTION FEATURES<br>CARACTERÍSTICAS CONSTRUCTIVAS / CARACTÉRISTIQUES D'EXÉCUTION | |
|---|---|
| **Pittura** | cataforesi |
| **Painting** | cataphoresis |
| **Pintura** | cataforesis |
| **Peinture** | cataphorèse |
| **Corpo pompa, disco portatenuta, diffusore** | polipropilene + fibre di vetro |
| **Pump body, seal housing, diffuser** | polypropylene + fiber glass |
| **Cuerpo bomba, apoyo sello, difusor** | polipropileno + fibra de vidrio |
| **Corps de pompe, plaque garniture, diffuseur** | polypropylène + fibre de verre |
| **Supporto motore** | alluminio |
| **Motor bracket** | aluminium |
| **Soporte motor** | aluminio |
| **Support moteur** | aluminium |
| **Girante** | Noryl®; bronzo marino su richiesta |
| **Impeller** | Noryl®; marine bronze on request |
| **Turbina** | Noryl®; bronce baio demanda |
| **Turbine** | Noryl®; bronze sur demande |
| **Tenuta meccanica** | grafite-ceramica-AISI 316 |
| **Mechanical seal** | graphite-ceramic-AISI 316 |
| **Sello mecánico** | grafito-cerámica-AISI 316 |
| **Garniture mécanique** | graphite-céramique-AISI 316 |
| **Albero motore** | acciaio AISI 316 |
| **Motor shaft** | stainless steel AISI 316 |
| **Eje motor** | acero AISI 316 |
| **Arbre moteur** | acier AISI 316 |
| **Temperatura del liquido**<br>**Liquid temperature**<br>**Temperatura del liquído**<br>**Température du liquide** | max +40 °C |
| **Prefiltro** | acciaio AISI 316L |
| **Pre-filter** | stainless steel AISI 316L |
| **Prefiltro** | acero AISI 316L |
| **Préfiltre** | acier AISI 316L |
| **MOTORE / MOTOR / MOTOR / MOTEUR** | |
| **Motore 4 poli a induzione**<br>**4 pole induction motor**<br>**Motor de 4 polos a inducción**<br>**Moteur à induction à 4 pôles** | 3~ 230/400V-50Hz<br>3~ 400/690V-50Hz |
| **Classe di isolamento**<br>**Insulation class**<br>**Clase de aislamiento**<br>**Classe d'isolation** | F |
| **Grado di protezione**<br>**Protection degree**<br>**Grado de protección**<br>**Protection** | IP55 |

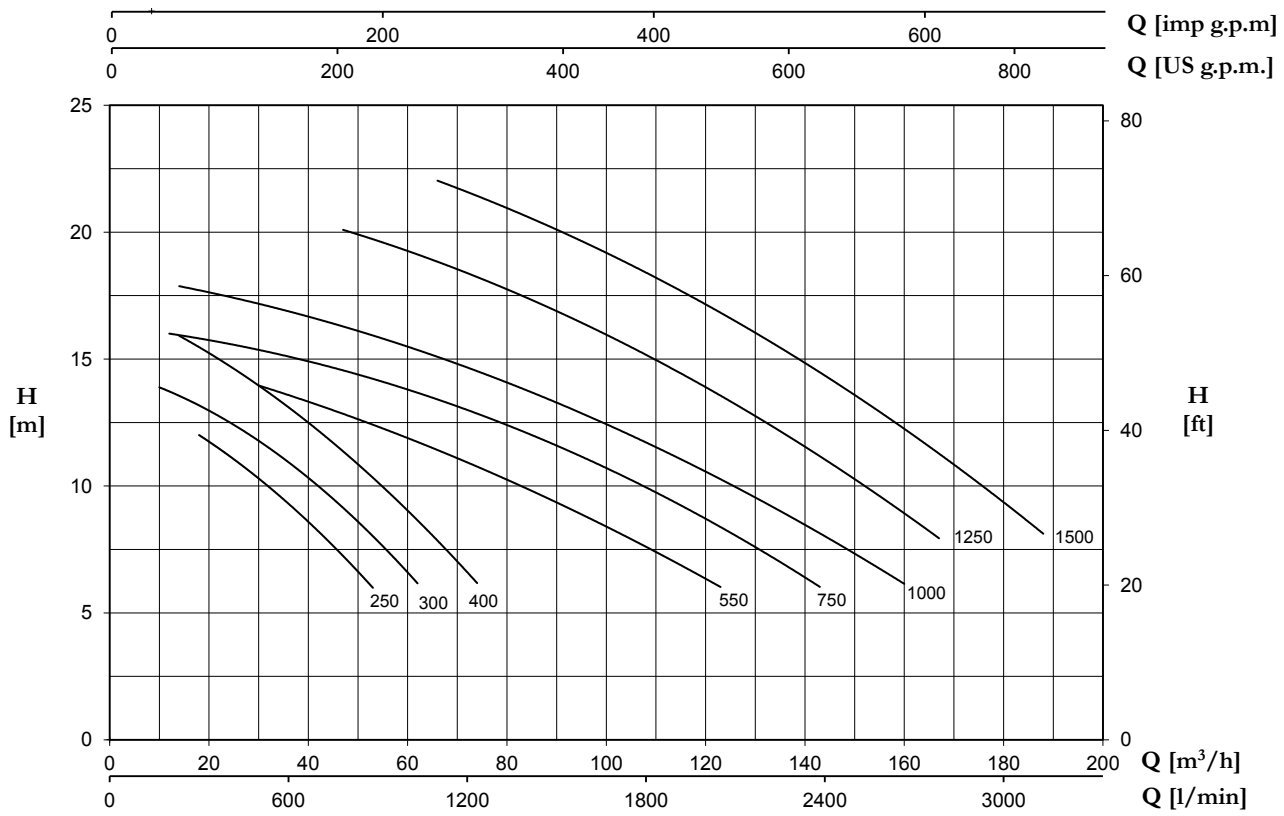


| TYPE | P2 | | AMPERE | | rpm | H (m) | | | | | | | | | DNA | DNM | Minimum size of suction pipe |
|---|---|---|---|---|---|---|---|---|---|---|---|---|---|---|---|---|---|
| 3~ | | | 3~ | 3~ | | 6 | 8 | 10 | 12 | 14 | 16 | 18 | 20 | 22 | | | |
| | HP | kW | 230 V | 400V | | Q (m³/h) | | | | | | | | | | | |
| **V-POOL4 4-250** | 2,5 | 1,8 | 8,5 | 4,9 | 1450 | 53 | 43 | 32 | 18 | - | - | - | - | - | 125 | 110 | 110 |
| **V-POOL4 4-300** | 3 | 2,2 | 9,4 | 5,3 | 1450 | 62 | 54 | 43 | 26 | 10 | - | - | - | - | | | 125 |
| **V-POOL4 4-400** | 4 | 3 | 12,5 | 6,9 | 1450 | 74 | 66 | 56 | 42 | 29 | 14 | - | - | - | | | 140 |
| **V-POOL4 4-550** | 5,5 | 4 | 15,3 | 8,8 | 1450 | 123 | 104 | 84 | 57 | 30 | - | - | - | - | | | 160 |
| **V-POOL4 4-750** | 7,5 | 5,5 | - | 12 | 1450 | 143 | 127 | 107 | 85 | 57 | 12 | - | - | - | | | 180 |
| **V-POOL4 4-1000** | 10 | 7,5 | - | 15,8 | 1450 | 160 | 145 | 126 | 107 | 80 | 48 | 14 | - | - | | | 180 |
| **V-POOL4 2-1250** | 12,5 | 9,2 | - | 18,5 | 2850 | - | 167 | 152 | 136 | 118 | 99 | 80 | 47 | - | | | 180 |
| **V-POOL4 2-1500** | 15 | 11 | - | 20,9 | 2850 | - | 188 | 177 | 162 | 146 | 130 | 112 | 92 | 66 | | | 200 |

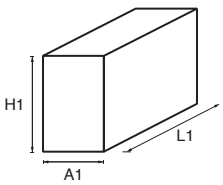


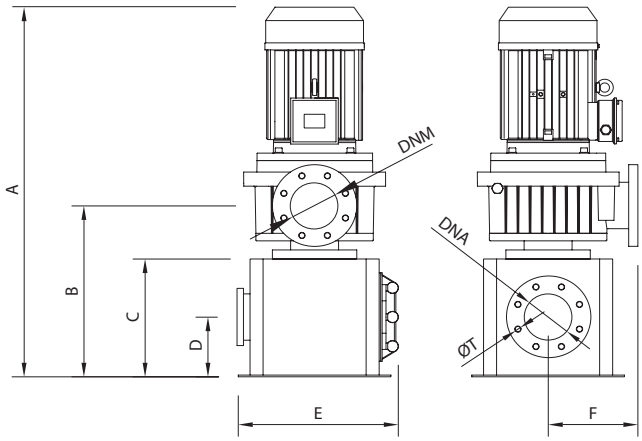


| TYPE | DIMENSIONS (mm) | | | | | | | | | | | | | | | | | Kg |
|---|---|---|---|---|---|---|---|---|---|---|---|---|---|---|---|---|---|---|
| | A | B | C | D | E | F | G | H | I | J | K | DN | ØT | Pt | A1 | H1 | L1 | |
| **V-POOL4 4-250** | 420 | 405 | 530 | 310 | 265 | 495 | 335 | 300 | 450 | 590 | 370 | 110 | 16 | 180 | 385 | 595 | 840 | 42 |
| **V-POOL4 4-300** | 420 | 405 | 530 | 310 | 265 | 495 | 335 | 300 | 450 | 590 | 370 | | | | 385 | 595 | 840 | 42,5 |
| **V-POOL4 4-400** | 420 | 405 | 530 | 310 | 265 | 495 | 335 | 300 | 450 | 590 | 370 | | | | 385 | 595 | 840 | 44,5 |
| **V-POOL4 4-550** | 420 | 405 | 530 | 335 | 265 | 495 | 335 | 300 | 450 | 590 | 370 | | | | 385 | 715 | 1170 | 53,4 |
| **V-POOL4 4-750** | 420 | 405 | 508 | 380 | 265 | 495 | 335 | 300 | 450 | 590 | 370 | | | | 385 | 715 | 1170 | 66 |
| **V-POOL4 4-1000** | 420 | 405 | 508 | 380 | 265 | 495 | 335 | 300 | 450 | 590 | 370 | | | | 385 | 715 | 1170 | 76 |
| **V-POOL4 2-1250** | 420 | 405 | 508 | 380 | 265 | 495 | 335 | 300 | 450 | 590 | 370 | | | | 385 | 715 | 1170 | 84,5 |
| **V-POOL4 2-1500** | 420 | 405 | 508 | 380 | 265 | 495 | 335 | 300 | 450 | 590 | 370 | | | | 385 | 715 | 1170 | 85,5 |

# POOL4-I

*Supporto a parete autoventilato (a richiesta)*
*Self ventiled wall support (on demand)*
*Soporte en pared autoventilado (bajo demanda)*
*Support mural auto-ventilé (sur demande)*

POOL4-I è la nuova generazione di pompe per piscine pubbliche che integrano un nuovo variatore di velocità per maggior comfort e minor consumo energetico. Il sistema consente la programmazione di più cicli di filtrazione giornalieri con velocità di lavoro differenti per ogni ciclo. Nelle installazioni con più di una POOL4-I le pompe comunicano automaticamente e si alternano per lavorare lo stesso numero di ore o contemporaneamente se necessario.

POOL4-I is the new generation of Commercial pool pumps integrating a new frequency inverter to get a great comfort and minimize the energy costs. The system allows the programming of several daily filtration cycles with different operating speed for each cycle. In installations with several POOL4-I the pumps automatically communicate and alternate to work the same amount of hours. Capable to work more than one pump at the same time.

POOL4-I es la nueva generación de bombas de piscina pública integrando un nuevo variador de velocidad, obteniendo un gran confort y minimizando los costes energéticos. El sistema permite la programación de varios ciclos de filtración diarios con diferente velocidad de funcionamiento para cada ciclo. En instalaciones con varias POOL4-I, la bomba se comunicará autoticamente con el resto de bombas para trabajar el mismo número de horas. Además, es capaz de hacer funcionar varias bombas a la vez.

POOL4-I est la nouvelle génération de pompes piscines intégrant un nouveau convertisseur de fréquence pour obtenir un grand confort et minimiser les coûts d'énergie. Le système permet la programmation de plusieurs cycles par jour avec une vitesse différente pour chaque cycle. Dans les installations avec plusieurs POOL4-I, les pompes communiquent automatiquement et alternent pour travailler la même quantité d'heures. Possibilité de travailler plus d'une pompe en même temps.

| CARATTERISTICHE COSTRUTTIVE / CONSTRUCTION FEATURES<br>CARACTERÍSTICAS CONSTRUCTIVAS / CARACTÉRISTIQUES D'EXÉCUTION | |
|---|---|
| **Pittura** | cataforesi |
| **Painting** | cataphoresis |
| **Pintura** | cataforesis |
| **Peinture** | cataphorèse |
| **Corpo pompa, disco portatenuta, diffusore** | polipropilene + fibre di vetro |
| **Pump body, seal housing, diffuser** | polypropylene + fiber glass |
| **Cuerpo bomba, apoyo sello, difusor** | polipropileno + fibra de vidrio |
| **Corps de pompe, plaque garniture, diffuseur** | polypropylène + fibre de verre |
| **Supporto motore** | alluminio |
| **Motor bracket** | aluminium |
| **Soporte motor** | aluminio |
| **Support moteur** | aluminium |
| **Girante** | Noryl®; bronzo marino su richiesta |
| **Impeller** | Noryl®; marine bronze on request |
| **Turbina** | Noryl®; bronce baio demanda |
| **Turbine** | Noryl®; bronze sur demande |
| **Tenuta meccanica** | grafite-ceramica-AISI 316 |
| **Mechanical seal** | graphite-ceramic-AISI 316 |
| **Sello mecánico** | grafito-cerámica-AISI 316 |
| **Garniture mécanique** | graphite-céramique-AISI 316 |
| **Albero motore** | acciaio AISI 316 |
| **Motor shaft** | stainless steel AISI 316 |
| **Eje motor** | acero AISI 316 |
| **Arbre moteur** | acier AISI 316 |
| **Temperatura del liquido**<br>**Liquid temperature**<br>**Temperatura del liquído**<br>**Température du liquide** | max +40 °C |
| **Coperchio prefiltro** | policarbonato |
| **Pre-filter cover** | polycarbonate |
| **Tapa prefiltro** | policarbonato |
| **Couvercle du pré-filtre** | polycarbonate |
| **Base supporto**<br>**Support base**<br>**Base soporte**<br>**Base de support** | Noryl® |
| **MOTORE / MOTOR / MOTOR / MOTEUR** | |
| **Motore 4 poli a induzione**<br>**4 pole induction motor**<br>**Motor de 4 polos a inducción**<br>**Moteur à induction à 4 pôles** | 3~ 230/400V-50Hz |
| **Classe di isolamento**<br>**Insulation class**<br>**Clase de aislamiento**<br>**Classe d'isolation** | F |
| **Grado di protezione**<br>**Protection degree**<br>**Grado de protección**<br>**Protection** | IP55 |
| **Sistema integrale controllo piscina** | con variatore di velocità incluso |
| **Integral system for pool control** | with variable speed drive included |
| **Sistema de control integral de piscina** | con variador de velocidad incluido |
| **Système complet de contrôle de piscine** | avec variateur de vitesse inclus |

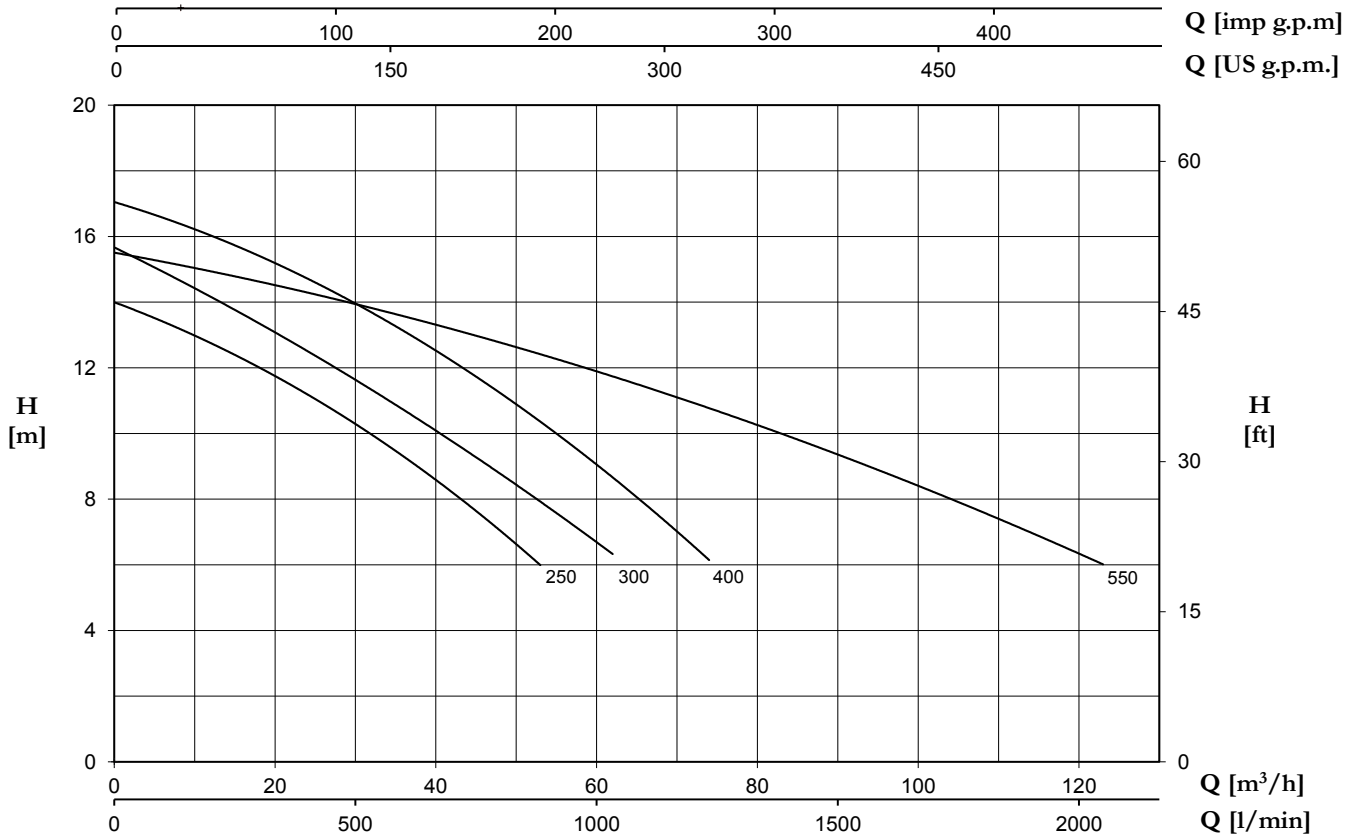


| TYPE 3~ | P2 | | rpm | H (m) | | | | | | | | | DNA | DNM | Minimum size of suction pipe |
|---|---|---|---|---|---|---|---|---|---|---|---|---|---|---|---|
| | | | | 6 | 8 | 10 | 12 | 14 | 16 | 18 | 20 | 22 | | | |
| | HP | kW | | Q (m³/h) | | | | | | | | | | | |
| **POOL4-I 4-250** | 2,5 | 1,8 | 1450 | 53 | 43 | 32 | 18 | - | - | - | - | | 110 | | 110 |
| **POOL4-I 4-300** | 3 | 2,2 | 1450 | 62 | 54 | 43 | 26 | 10 | - | - | - | | | | 125 |
| **POOL4-I 4-400** | 4 | 3 | 1450 | 74 | 66 | 56 | 42 | 29 | 14 | - | - | | | | 140 |
| **POOL4-I 4-550** | 5,5 | 4 | 1450 | 123 | 104 | 84 | 57 | 30 | - | - | - | | | | 160 |

# POOL4-IM

*Supporto a parete autoventilato (a richiesta)*
*Self ventiled wall support (on demand)*
*Soporte en pared autoventilado (bajo demanda)*
*Support mural auto-ventilé (sur demande)*

POOL4-IM è la nuova generazione di pompe per piscine pubbliche che integrano un variatore di velocità e un motore sincrono ad alta efficienza IE5 con magneti permanenti per garantire maggior comfort e minor consumo energetico. Il sistema consente la programmazione di più cicli di filtrazione giornalieri con velocità di lavoro differenti per ogni ciclo. Nelle installazioni con più pompe i software comunicano tra loro per far lavorare le pompe allo stesso numero di ore o avviarle contemporaneamente se è necessaria una maggiore portata.

POOL4-IM is the new generation of commercial pool pumps integrating a frequency inverter and high efficiency IE5 synchronous motor with permanent magnets for grater comfort and minimize energy cost. The system allows the programming of several daily filtration cycles with different operating speed for each cycle. In installations with several pumps they automatically communicate and alternate to work the same amount of hours.

POOL4-IM es la nueva generación de bombas de piscina pública integrando un variador de velocidad y motores síncronos de imanes permanentes de altísima eficiencia IE5, obteniendo un gran confort y minimizando los costes energéticos. El sistema permite la programación de varios ciclos de filtración diarios con diferente velocidad de funcionamiento para cada ciclo. En instalaciones con varias POOL4-IM, la bomba se comunicará autoticamente con el resto de bombas para trabajar el mismo número de horas.

POOL4-Im est la nouvelle génération de pompes piscines intégrant un convertisseur de fréquence et un moteur synchrone haute efficacité IE5 à aimants permanents pour obtenir un grand confort et minimiser les coûts d'énergie. Le système permet la programmation de plusieurs cycles par jour avec une vitesse différente pour chaque cycle. Dans les installations avec plusieurs POOL4-I, les pompes communiquent automatiquement et alternent pour travailler la même quantité d'heures. Possibilité de travailler plus d'une pompe en même temps.

| CARATTERISTICHE COSTRUTTIVE / CONSTRUCTION FEATURES<br>CARACTERÍSTICAS CONSTRUCTIVAS / CARACTÉRISTIQUES D'EXÉCUTION | |
|---|---|
| **Pittura**<br>**Painting**<br>**Pintura**<br>**Peinture** | cataforesi<br>cataphoresis<br>cataforesis<br>cataphorèse |
| **Corpo pompa, disco portatenuta, diffusore**<br>**Pump body, seal housing, diffuser**<br>**Cuerpo bomba, apoyo sello, difusor**<br>**Corps de pompe, plaque garniture, diffuseur** | polipropilene + fibre di vetro<br>polypropylene + fiber glass<br>polipropileno + fibra de vidrio<br>polypropylène + fibre de verre |
| **Supporto motore**<br>**Motor bracket**<br>**Soporte motor**<br>**Support moteur** | alluminio<br>aluminium<br>aluminio<br>aluminium |
| **Girante**<br>**Impeller**<br>**Turbina**<br>**Turbine** | Noryl® |
| **Tenuta meccanica**<br>**Mechanical seal**<br>**Sello mecánico**<br>**Garniture mécanique** | grafite-ceramica-AISI 316<br>graphite-ceramic-AISI 316<br>grafito-cerámica-AISI 316<br>graphite-céramique-AISI 316 |
| **Albero motore**<br>**Motor shaft**<br>**Eje motor**<br>**Arbre moteur** | acciaio AISI 316<br>stainless steel AISI 316<br>acero AISI 316<br>acier AISI 316 |
| **Temperatura del liquido**<br>**Liquid temperature**<br>**Temperatura del liquído**<br>**Température du liquide** | max +40 °C |
| **Coperchio prefiltro**<br>**Pre-filter cover**<br>**Tapa prefiltro**<br>**Couvercle du pré-filtre** | policarbonato<br>polycarbonate<br>policarbonato<br>polycarbonate |
| **Base supporto**<br>**Support base**<br>**Base soporte**<br>**Base de support** | Noryl® |
| **MOTORE / MOTOR / MOTOR / MOTEUR** | |
| **Motore sincrono a magneti permanenti**<br>**Synchronous motor with permanent magnets**<br>**Motores síncronos de imanes permanentes**<br>**Moteur synchrone à aimants permanents** | 1~ 230V 50Hz |
| **Classe di isolamento**<br>**Insulation class**<br>**Clase de aislamiento**<br>**Classe d'isolation** | F |
| **Grado di protezione**<br>**Protection degree**<br>**Grado de protección**<br>**Protection** | IP55 |
| **Sistema integrale controllo piscina**<br>**Integral system for pool control**<br>**Sistema de control integral de piscina**<br>**Système complet de contrôle de piscine** | con variatore di velocità incluso<br>with variable speed drive included<br>con variador de velocidad incluido<br>avec variateur de vitesse inclus |

efficiency class
**IE5**

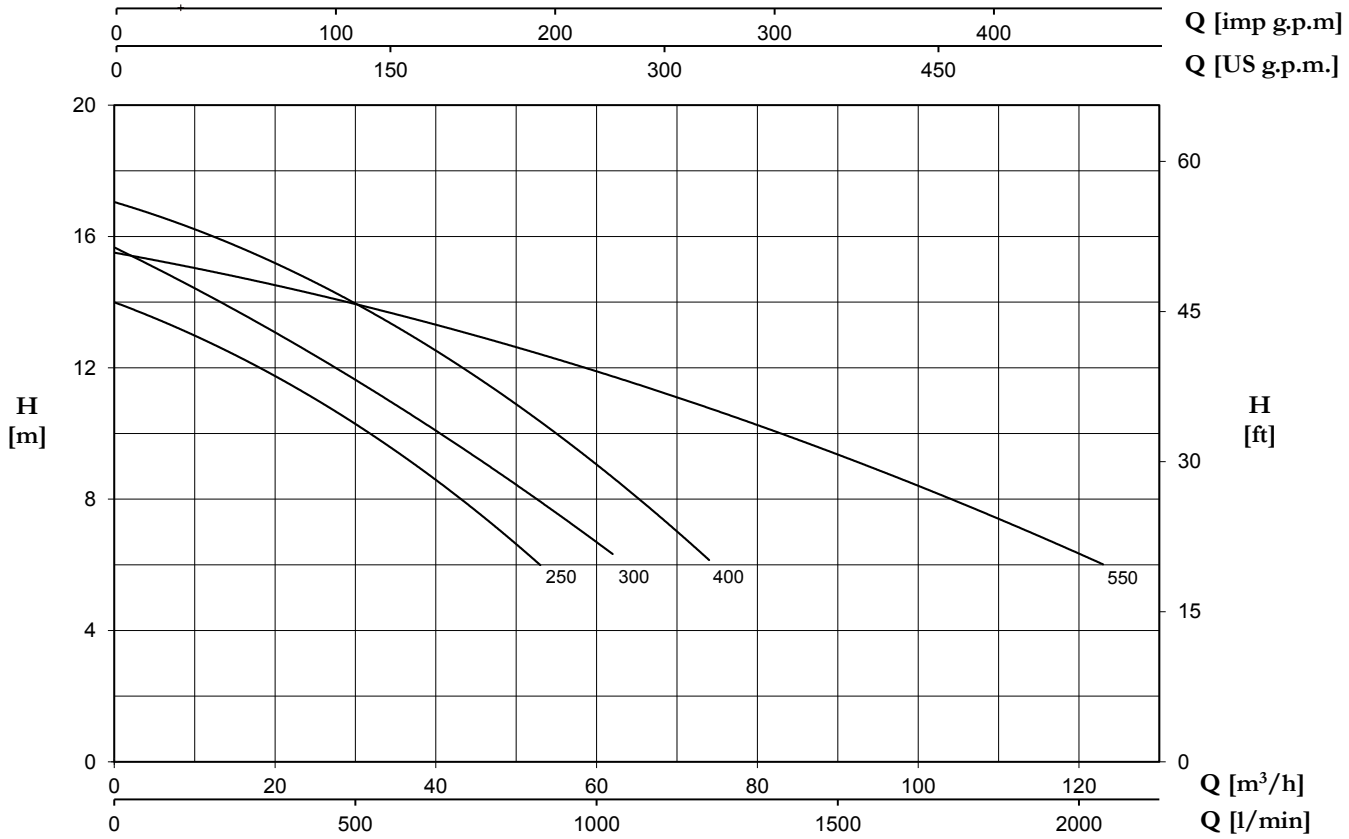


| TYPE 3~ | P2 | | rpm | H (m) | | | | | | | | | DNA | DNM | Minimum size of suction pipe |
|---|---|---|---|---|---|---|---|---|---|---|---|---|---|---|---|
| | | | | 6 | 8 | 10 | 12 | 14 | 16 | 18 | 20 | 22 | | | |
| | HP | kW | | Q (m³/h) | | | | | | | | | | | |
| **POOL4-IM 4-250** | 2,5 | 1,8 | 1450 | 53 | 43 | 32 | 18 | - | - | - | - | | 110 | | 110 |
| **POOL4-IM 4-300** | 3 | 2,2 | 1450 | 62 | 54 | 43 | 26 | 10 | - | - | - | | | | 125 |
| **POOL4-IM 4-400** | 4 | 3 | 1450 | 74 | 66 | 56 | 42 | 29 | 14 | - | - | | | | 140 |
| **POOL4-IM 4-550** | 5,5 | 4 | 1450 | 123 | 104 | 84 | 57 | 30 | - | - | - | | | | 160 |

# POOL5

Elettropompa ideale per il nuoto controcorrente e può essere utilizzata anche in parchi acquatici, fontane, cascate ecc. Il corpo pompa in polipropilene rinforzato con fibra di vetro permette di resistere ai prodotti chimici delle piscine e garantire un'ottima durata.

Pump ideal for countercurrent swimming installation and can be used in water parks, fountains, waterfalls, etc. The pump body in polypropylene reinforced with glass fiber allows it to resist the chemicals of the pools and guarantee excellent durability.

Electrobomba ideal para instalación de natación contracorriente y también se puede utilizar en parques acuáticos, fuentes, cascadas, etc. Cuerpobomba resistente a los productos químicos de las piscinas y reforzado con fibra de vidrio garantizando una excelente duración.

Pompe électrique idéal pour l'installation de nage à contre-courant et peut également être utilisée dans les parcs aquatiques, fontaines, cascades, etc. Le corps de la pompe, le couvercle du corps, le diffuseur sont et la clé d'ouverture sont en polypropylène, résistant aux produits chimiques des piscines et renforcé avec de la fibre de verre garantissant une excellente durée de vie.

| CARATTERISTICHE COSTRUTTIVE / CONSTRUCTION FEATURES<br>CARACTERÍSTICAS CONSTRUCTIVAS / CARACTÉRISTIQUES D'EXÉCUTION | |
|---|---|
| **Pittura** | cataforesi |
| **Painting** | cataphoresis |
| **Pintura** | cataforesis |
| **Peinture** | cataphorèse |
| **Corpo pompa, disco portatenuta, diffusore** | polipropilene + fibre di vetro |
| **Pump body, seal housing, diffuser** | polypropylene + fiber glass |
| **Cuerpo bomba, apoyo sello, difusor** | polipropileno + fibra de vidrio |
| **Corps de pompe, plaque garniture, diffuseur** | polypropylène + fibre de verre |
| **Supporto motore** | alluminio |
| **Motor bracket** | aluminium |
| **Soporte motor** | aluminio |
| **Support moteur** | aluminium |
| **Girante** | Noryl®; bronzo marino su richiesta |
| **Impeller** | Noryl®; marine bronze on request |
| **Turbina** | Noryl®; bronce baio demanda |
| **Turbine** | Noryl®; bronze sur demande |
| **Tenuta meccanica** | carbonio-ceramica-AISI 316 |
| **Mechanical seal** | carbon-ceramic-AISI 316 |
| **Sello mecánico** | carbón-cerámica-AISI 316 |
| **Garniture mécanique** | carbone-céramique-AISI 316 |
| **Albero motore** | acciaio AISI 316 |
| **Motor shaft** | stainless steel AISI 316 |
| **Eje motor** | acero AISI 316 |
| **Arbre moteur** | acier AISI 316 |
| **Temperatura del liquido**<br>**Liquid temperature**<br>**Temperatura del liquído**<br>**Température du liquide** | max +40 °C |
| **MOTORE / MOTOR / MOTOR / MOTEUR** | |
| **Motore 2 poli a induzione**<br>**2 pole induction motor**<br>**Motor de 2 polos a inducción**<br>**Moteur à induction à 2 pôles** | 3~ 230/400V-50Hz |
| **Classe di isolamento**<br>**Insulation class**<br>**Clase de aislamiento**<br>**Classe d'isolation** | F |
| **Grado di protezione**<br>**Protection degree**<br>**Grado de protección**<br>**Protection** | IP55 |

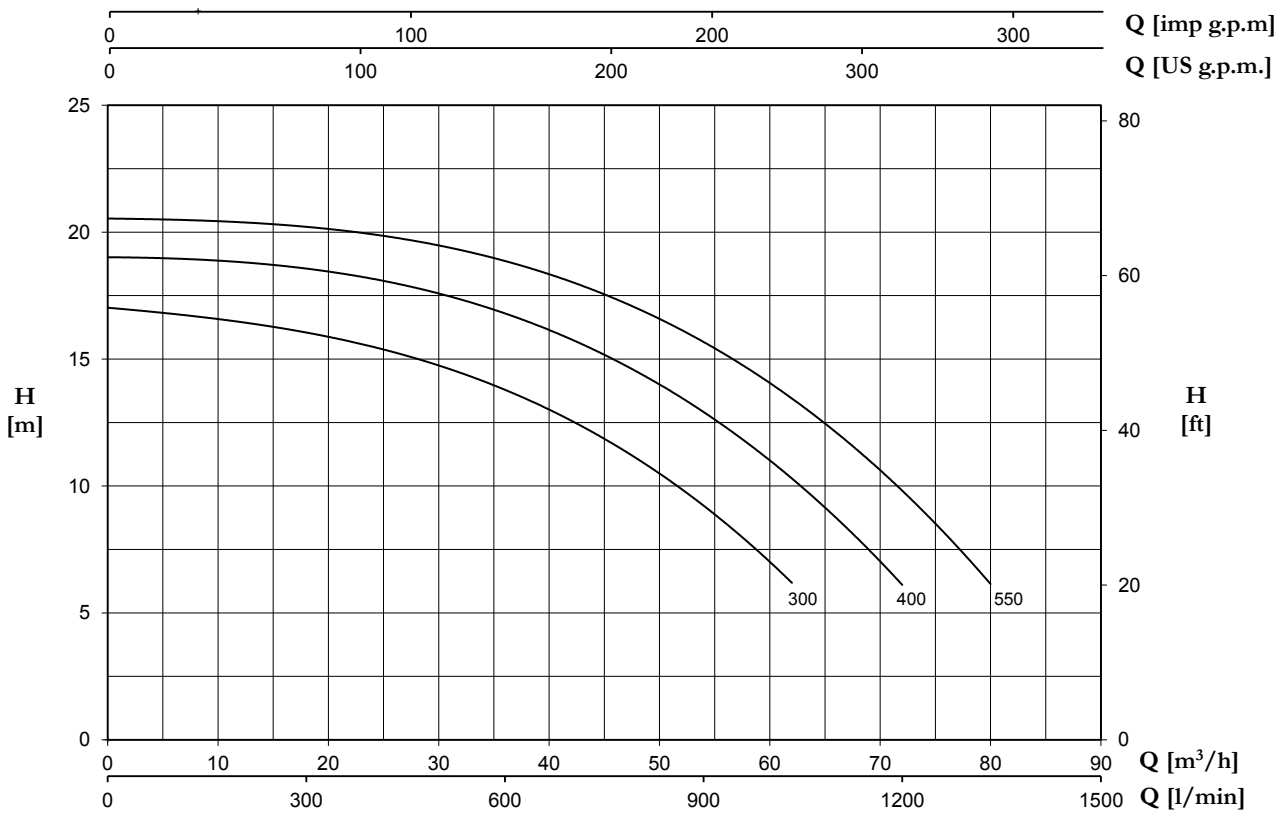


| TYPE | P2 | | AMPERE | | rpm | H (m) | | | | | | | | DNA | DNM |
|---|---|---|---|---|---|---|---|---|---|---|---|---|---|---|---|
| 3~ | | | 3~ | 3~ | | 6 | 8 | 10 | 12 | 14 | 16 | 18 | 20 | | |
| | HP | kW | 230 V | 400V | | Q (m³/h) | | | | | | | | | |
| **POOL5 300** | 3 | 2,2 | 9,4 | 5,3 | 2900 | 62 | 58 | 52 | 44 | 34 | 20 | - | - | PVC90 | |
| **POOL5 400** | 4 | 3 | 12,5 | 6,9 | 2900 | 72 | 68 | 63 | 57 | 50 | 40 | 27 | - | | |
| **POOL5 550** | 5,5 | 4 | - | 8,8 | 2900 | 80 | 76 | 72 | 67 | 60 | 52 | 41 | 26 | | |

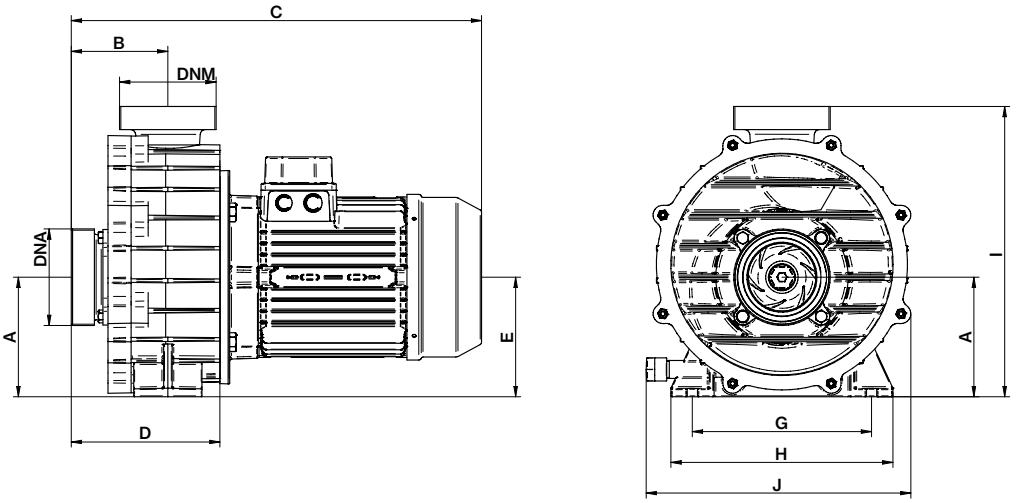


| TYPE | DIMENSIONS (mm) | | | | | | | | | | |
|---|---|---|---|---|---|---|---|---|---|---|---|
| | A | B | C | D | E | G | H | I | J | DNA | DNM |
| **POOL5 300** | 140 | 113 | 480 | 174 | 140 | 210 | 260 | 340 | 310 | PVC 90 | PVC 90 |
| **POOL5 400** | 140 | 113 | 480 | 174 | 140 | 210 | 260 | 340 | 310 | | |
| **POOL5 550** | 140 | 113 | 480 | 174 | 140 | 210 | 260 | 340 | 310 | | |

# POOL6

*Girante in bronzo (a richiesta)*
*Bronze impeller (on request)*
*Turbina de bronce (bajo demanda)*
*Turbine en bronze (sur demande)*

Elettropompa ideale per il nuoto controcorrente e può essere utilizzata anche in parchi acquatici, fontane, cascate ecc. Il corpo pompa in polipropilene rinforzato con fibra di vetro permette di resistere ai prodotti chimici delle piscine e garantire un'ottima durata.

Pump ideal for countercurrent swimming installation and can be used in water parks, fountains, waterfalls, etc. The pump body in polypropylene reinforced with glass fiber allows it to resist the chemicals of the pools and guarantee excellent durability.

Electrobomba ideal para instalación de natación contracorriente y también se puede utilizar en parques acuáticos, fuentes, cascadas, etc. Cuerpobomba resistente a los productos químicos de las piscinas y reforzado con fibra de vidrio garantizando una excelente duración.

Pompe électrique idéal pour l'installation de nage à contre-courant et peut également être utilisée dans les parcs aquatiques, fontaines, cascades, etc. Le corps de la pompe, le couvercle du corps, le diffuseur sont et la clé d'ouverture sont en polypropylène, résistant aux produits chimiques des piscines et renforcé avec de la fibre de verre garantissant une excellente durée de vie.

| CARATTERISTICHE COSTRUTTIVE / CONSTRUCTION FEATURES<br>CARACTERÍSTICAS CONSTRUCTIVAS / CARACTÉRISTIQUES D'EXÉCUTION | |
|---|---|
| **Pittura**<br>**Painting**<br>**Pintura**<br>**Peinture** | cataforesi<br>cataphoresis<br>cataforesis<br>cataphorèse |
| **Corpo pompa, disco portatenuta, diffusore**<br>**Pump body, seal housing, diffuser**<br>**Cuerpo bomba, apoyo sello, difusor**<br>**Corps de pompe, plaque garniture, diffuseur** | polipropilene + fibre di vetro<br>polypropylene + fiber glass<br>polipropileno + fibra de vidrio<br>polypropylène + fibre de verre |
| **Supporto motore**<br>**Motor bracket**<br>**Soporte motor**<br>**Support moteur** | alluminio<br>aluminium<br>aluminio<br>aluminium |
| **Girante**<br>**Impeller**<br>**Turbina**<br>**Turbine** | Noryl®; bronzo marino su richiesta<br>Noryl®; marine bronze on request<br>Noryl®; bronce baio demanda<br>Noryl®; bronze sur demande |
| **Tenuta meccanica**<br>**Mechanical seal**<br>**Sello mecánico**<br>**Garniture mécanique** | carbonio-ceramica-AISI 316<br>carbon-ceramic-AISI 316<br>carbón-cerámica-AISI 316<br>carbone-céramique-AISI 316 |
| **Albero motore**<br>**Motor shaft**<br>**Eje motor**<br>**Arbre moteur** | acciaio AISI 316<br>stainless steel AISI 316<br>acero AISI 316<br>acier AISI 316 |
| **Temperatura del liquido**<br>**Liquid temperature**<br>**Temperatura del liquído**<br>**Température du liquide** | max +40 °C |
| **MOTORE / MOTOR / MOTOR / MOTEUR** | |
| **Motore 4 poli a induzione fino a 10HP**<br>**4 pole induction motor up to 10HP**<br>**Motor de 4 polos a inducción hasta 10HP**<br>**Moteur à induction à 4 pôles jusqu'à 10HP** | 3~ 230/400V-50Hz - 400(690V50Hz |
| **Classe di isolamento**<br>**Insulation class**<br>**Clase de aislamiento**<br>**Classe d'isolation** | F |
| **Grado di protezione**<br>**Protection degree**<br>**Grado de protección**<br>**Protection** | IP55 |

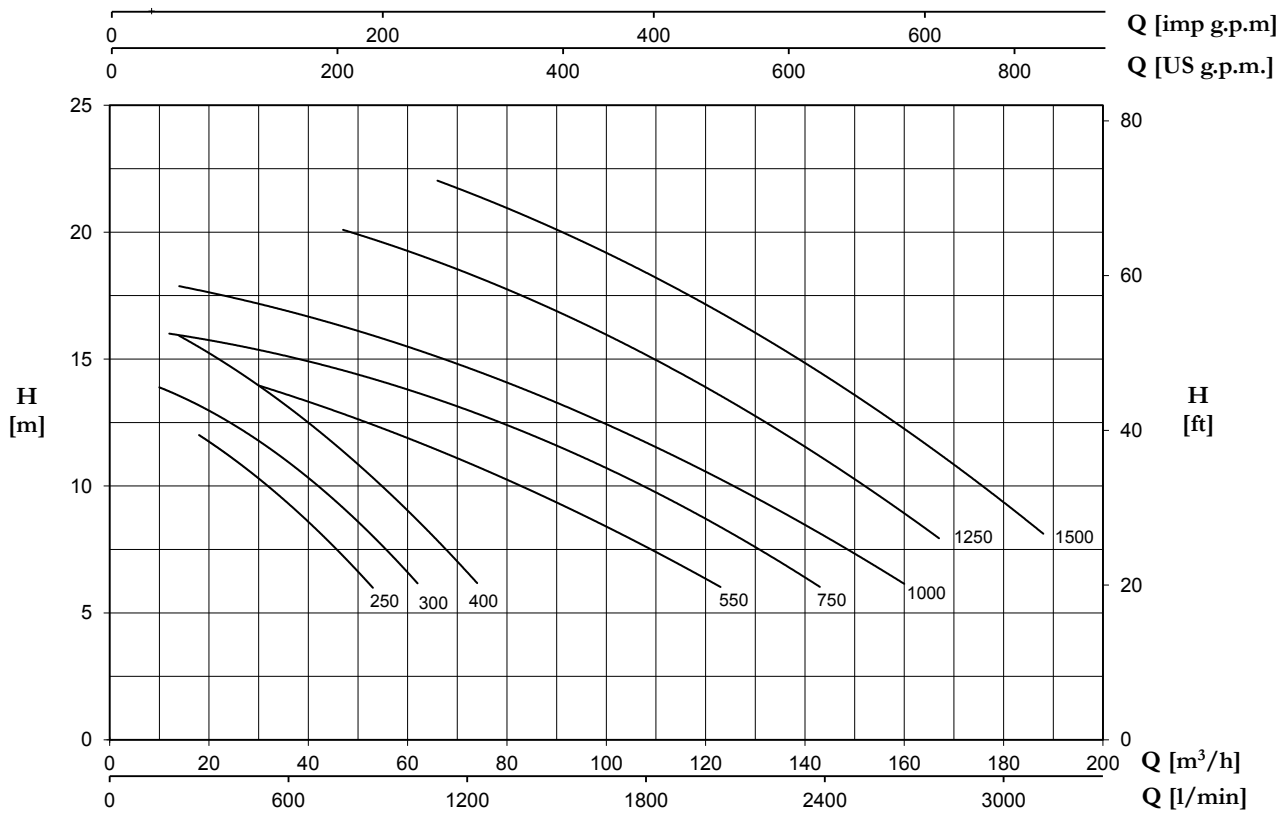


| TYPE 3~ | P2 | | AMPERE 3~ | AMPERE 3~ | rpm | H (m) 6 | 8 | 10 | 12 | 14 | 16 | 18 | 20 | 22 | DNA | DNM | Minimum size of suction pipe |
|---|---|---|---|---|---|---|---|---|---|---|---|---|---|---|---|---|---|
| | HP | kW | 230 V | 400V | | Q (m³/h) | | | | | | | | | | | |
| **POOL6 4-250** | 2,5 | 1,8 | 8,5 | 4,9 | 1450 | 53 | 43 | 32 | 18 | - | - | - | - | - | 110 | | 110 |
| **POOL6 4-300** | 3 | 2,2 | 9,4 | 5,3 | 1450 | 62 | 54 | 43 | 26 | 10 | - | - | - | - | | | 125 |
| **POOL6 4-400** | 4 | 3 | 12,5 | 6,9 | 1450 | 74 | 66 | 56 | 42 | 29 | 14 | - | - | - | | | 140 |
| **POOL6 4-550** | 5,5 | 4 | 15,3 | 8,8 | 1450 | 123 | 104 | 84 | 57 | 30 | - | - | - | - | | | 160 |
| **POOL6 4-750** | 7,5 | 5,5 | - | 12 | 1450 | 143 | 127 | 107 | 85 | 57 | 12 | - | - | - | | | 180 |
| **POOL6 4-1000** | 10 | 7,5 | - | 15,8 | 1450 | 160 | 145 | 126 | 107 | 80 | 48 | 14 | - | - | | | 180 |
| **POOL6 2-1250** | 12,5 | 9,2 | - | 18,5 | 2850 | - | 167 | 152 | 136 | 118 | 99 | 80 | 47 | - | | | 180 |
| **POOL6 2-1500** | 15 | 11 | - | 20,9 | 2850 | - | 188 | 177 | 162 | 146 | 130 | 112 | 92 | 66 | | | 200 |

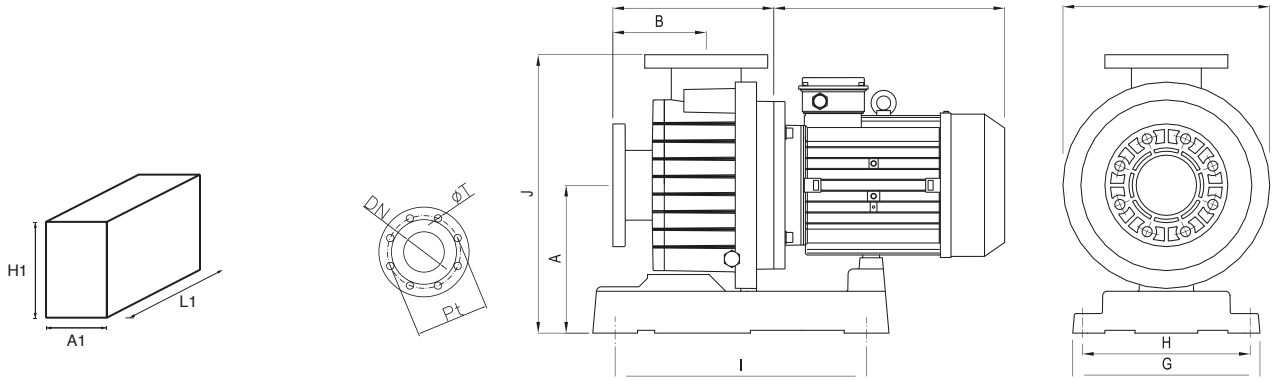


| TYPE | DIMENSIONS (mm) A | B | C | D | E | F | G | H | I | J | K | DN | øT | Pt | A1 | H1 | L1 | Kg |
|---|---|---|---|---|---|---|---|---|---|---|---|---|---|---|---|---|---|---|
| **POOL6 4-250** | 265 | 165 | 255 | 310 | 335 | 300 | 450 | 495 | 370 | 385 | 370 | 110 | 16 | 180 | 385 | 595 | 840 | 37 |
| **POOL6 4-300** | 265 | 165 | 255 | 310 | 335 | 300 | 450 | 495 | 370 | 385 | 370 | | | | 385 | 595 | 840 | 37,5 |
| **POOL6 4-400** | 265 | 165 | 255 | 310 | 335 | 300 | 450 | 495 | 370 | 385 | 370 | | | | 385 | 595 | 840 | 39,5 |
| **POOL6 4-550** | 265 | 165 | 255 | 330 | 335 | 300 | 450 | 495 | 370 | 385 | 370 | | | | 385 | 595 | 840 | 48,5 |
| **POOL6 4-750** | 265 | 165 | 255 | 380 | 335 | 300 | 450 | 495 | 370 | 385 | 370 | | | | 385 | 595 | 840 | 61 |
| **POOL6 4-1000** | 265 | 165 | 255 | 380 | 335 | 300 | 450 | 495 | 370 | 385 | 370 | | | | 385 | 595 | 840 | 71 |
| **POOL6 2-1250** | 265 | 165 | 255 | 380 | 335 | 300 | 450 | 495 | 370 | 385 | 370 | | | | 385 | 595 | 840 | 79,5 |
| **POOL6 2-1500** | 265 | 165 | 255 | 380 | 335 | 300 | 450 | 495 | 370 | 385 | 370 | | | | 595 | 715 | 840 | 80,5 |

# DOMESTIC FILTER

*Coperchio trasparente (a richiesta)*

*Transparent screw cover (on request)*

*Tapa roscada trasparente (bajo demanda)*

*Bouchon à vis transparent (sur demande)*

Filtri laminati in poliestere con valvola laterale, particolarmente adatti per piscine private e commerciali, composti da valvola selettrice a 6 posizioni (filtrazione, lavaggio, risciacquo, ricircolo, svuotamento e chiusura), manometro e spurghi aria.

Laminated polyester filters with manual side mounted valve, indicated for private and commercial pools, including multiport 6 way valve (filtration, backwash, rinse, recycle, drain and closed), manometer and airbbleed system.

Filtros laminados de poliéster con válvula lateral, especialmente indicados para piscina privada y comercial, compuesto de válvula selectora de 6 posiciones (filtración, lavado, aclarado, recirculación, vaciado y cierre), manómetro y purgas de aire y agua manuales.

Filtres en polyester laminé avec vanne manuelle montée sur le côté, indiqués pour les piscines privées et commerciales, y compris la vanne multiport 6 voies (filtration, lavage à contre-courant, rinçage, recyclage, vidange et fermeture), manomètre et système à bulles d'air.

| MODEL | ∅ mm | Connection | Filtering surface $m^2$ | Flow V=50 $m^3/h$ | Sand Kg | Weight Kg |
|---|---|---|---|---|---|---|
| **PFIL 400** | 400 | 1,5" | 0,13 | 6,5 | 50 | 12 |
| **PFIL 510** | 510 | 1,5" | 0,20 | 10,2 | 100 | 18 |
| **PFIL 620** | 620 | 1,5" | 0,30 | 15,1 | 150 | 23,5 |
| **PFIL 680** | 680 | 2" | 0,36 | 18,14 | 175 | 27 |
| **PFIL 750** | 750 | 2" | 0,44 | 22 | 225 | 33 |
| **PFIL 900** | 900 | 2" | 0,64 | 31,8 | 325 | 42 |

# FILTRATION KIT

Kit di filtrazione che comprende un filtro laminato con valvola a 6 vie + pompa piscina POOL1, ideale per piscina privata, il tutto montato su una base comune.

Filtration kit including a laminated filter with 6 way valve + swimming pool pump POOL1, ideal for private pool, all mounted on a common base.

Kit de filtración formado por filtro laminado con válvula selectora + bomba de piscina POOL1, ideal para piscina privada, todo ello montado sobre una bancada común.

Complets ensembles de filtrage formés par filtre à sable laminée + pompe POOL1 jusqu'à 1 HP, entièrement assemblés sur une base commune.

| MODEL | ∅ mm | Connection | Filtering surface $m^2$ | Flow V=50 $m^3/h$ | Pump HP | Sand Kg | Weight Kg |
|---|---|---|---|---|---|---|---|
| **PFIL EASY KIT 25** | 400 | 1,5" | 0,13 | 6,5 | 0,25 | 50 | 19 |
| **PFIL EASY KIT 33** | 400 | 1,5" | 0,13 | 7,5 | 0,33 | 50 | 19 |
| **PFIL EASY KIT 50** | 510 | 1,5" | 0,20 | 8,5 | 0,50 | 100 | 26 |
| **PFIL EASY KIT 75** | 510 | 1,5" | 0,20 | 10,2 | 0,75 | 100 | 26 |
| **PFIL EASY KIT 100** | 620 | 1,5" | 0,30 | 15,1 | 0,95 | 150 | 29 |

# Accessori

# Accessories

# Accessorios

# Accessories

# PRESSOFLUSSOSTATI / ELECTRONIC FLOW CONTROL
# REGULADOR DE PRESIÓN / PRESS-CONTROL

**HIDROMATIC H2**

| TECHNICAL DATA | |
|---|---|
| **Power supply** | 110-230V ac ± 10% 50/60Hz |
| **Max rated current** | 12 A |
| **Starting pressure range** | 1 - 3,5 bar |
| **Max pressure** | 10 bar |
| **Protection degree** | IP65 |
| **Max fluid temperature** | 55 °C |
| **Max ambient temperature** | 55 °C |

**HIDROMATIC H2**
1. Sostituzione completa del set di sistema idrico tradizionale costituito da interruttore e serbatoio di pressione
2. Regolare l'avvio dell'elettropompa dopo un calo di pressione (apertura dei rubinetti) e un arresto quando il flusso del fluido si interrompe al massimo livello di pressione delle elettropompe (chiusura dei rubinetti)
3. Protezione contro il funzionamento a secco
4. Pressione iniziale regolabile durante l'installazione
5. Collegamenti idraulici standard 1"M
6. Installazione possibile in qualsiasi posizione - sia verticale che orizzontale - secondo la direzione del flusso
7. Circuito elettronico stampato facilmente sostituibile
8. Nessuna necessità di manutenzione

**HIDROMATIC H2**
1. Complete replacement of the traditional water system set consisting on pressure switch and pressure tank
2. Control the starting of the electric pump after a pressure decrease (taps opening) and stopping when the fluid flow interrupt at the maximum pressure level of the electric pumps (taps closing)
3. Protection against dry running
4. Starting pressure adjustable during the installation
5. Standard 1"M hydraulic connections
6. Installation in any position - both vertical and horizontal according to the flow direction
7. Easily replaceable electronic printed circuit board
8. No need of maintenance

**HIDROMATIC H2**
1. Sustitución completa del sistema de agua tradicional que consiste en un interruptor de presión y en un tanque de presión.
2. Control del arranque de la electrobomba por disminución de la presión (grifos abiertos) y parada cuando se interrumpe el flujo de líquido en el nivel de presión máxima de las electrobombas (grifos cerrados).
3. Protección contra el funcionamiento en seco
4. Presión de arranque regulable durante la instalación
5. Conexiones hidráulicas 1"M estándar
6. Instalación en ambas posiciones, vertical u horizontal, en función de la dirección del flujo
7. Placa de circuito impreso electrónico fácilmente sustituible
8. No necesita mantenimiento

**HIDROMATIC H2**
1. Remplacement complet du système de l'eau traditionnel installé constitué d'un interrupteur de pression et d'un réservoir de pression
2. Contrôler le démarrage de la pompe électrique après une diminution de la pression (robinets d'ouverture) et l'arrêt de l'écoulement du fluide lorsque interruption au niveau de la pression maximale des pompes électriques (robinets fermeture)
3. Protection contre manque de liquide
4. Démarrage de pression réglable lors de l'installation
5. Raccords hydrauliques 1"M standard
6. Installation en toute position - à la fois verticale et horizontale selon la direction d'écoulement
7. Carte de circuit imprimé électronique facilement remplaçable
8. Nécessité de maintenance

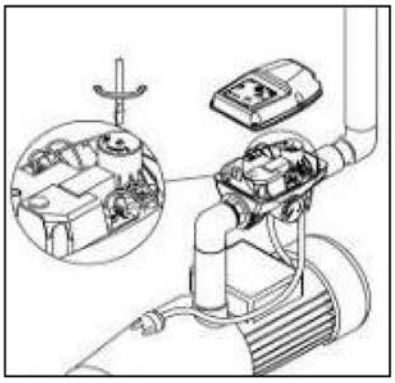

CUT-IN PRESSURE ADJUSTMENT

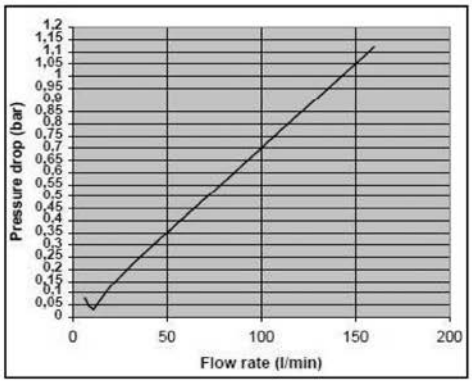


PRESSURE DROP DIAGRAM

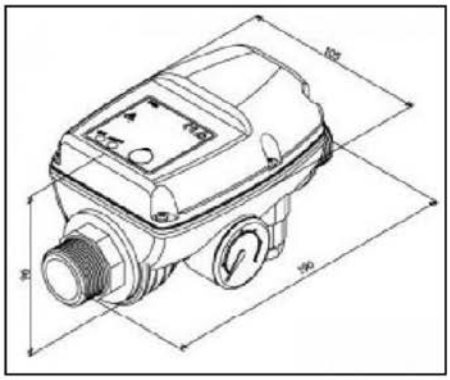

OVERALL DIMENSIONS

# PRESSOFLUSSOSTATI / ELECTRONIC FLOW CONTROL
# REGULADOR DE PRESIÓN / PRESS-CONTROL

| TECHNICAL DATA | |
|---|---|
| **Power supply** | 110-230V ac ± 10% 50/60Hz |
| **Max rated current** | 12 A |
| **Starting pressure range** | 1 - 3,5 bar |
| **Max pressure** | 10 bar |
| **Protection degree** | IP65 |
| **Max fluid temperature** | 35 °C |

**HIDROTANK H1**

**HIDROTANK H1**
1. Operazioni di avvio e arresto automatici di elettropompe monofase fino a 2 CV
2. Sostituzione del set di sistema idrico tradizionale costituito da interruttore e serbatoio di pressione
3. Verificare l'avvio dell'elettropompa dopo un calo di pressione (apertura dei rubinetti) e l'arresto quando il flusso del fluido si interrompe al massimo livello di pressione delle elettropompe (chiusura dei rubinetti)
4. Protezione contro il funzionamento a secco
5. Pressione iniziale regolabile durante l'installazione
6. Collegamenti idraulici standard 1"M
7. Installazione possibile in qualsiasi posizione - sia verticale che orizzontale - secondo la direzione del flusso
8. Circuito elettronico stampato facilmente sostituibile
9. Nessuna necessità di manutenzione
10. Grazie al serbatoio da 0,4 l protegge dai frequenti avvii-arresti necessari per le piccole richieste d'acqua e per qualsiasi perdita all'interno del sistema
11. Protezione della scheda elettronica grazie al nuovo compartimento stagno
12. Protezione dal colpo d'ariete
13. Nuovo design e nuova concezione
14. Deposito integrato da 0,4 l
15. Manometro incorporato
16. Parti elettroniche a tenuta stagna

**HIDROTANK H1**
1. Automatic start and stop operations of single-phases electric pumps up to 2 Hp
2. Replacement of the traditional water system set consisting on pressure switch and pressure tank
3. Control the starting of the electric pump after a pressure decrease (taps opening) and stopping when the fluid flow interrupt at the maximum pressure level of the electric pumps (taps closing)
4. Protection against dry running
5. Starting pressure adjustable during the installation
6. Standard 1"M hydraulic connections
7. Installation in any position-both vertical and horizontal - according to the flow direction.
8. Easily replaceable electronic printed circuit board
9. No need of maintenance
10. Thanks to the 0,4 lt. tank it protects from the frequent start-stop required by small request of water and from any losses into the system
11. Protection of the electronic board thanks to the new watertight compartment
12. Protection from water-hammer
13. New design and new concept
14. Built in 0,4 lt. tank
15. Built in pressure gauge
16. Watertight electronic part

**HIDROTANK H1**
1. Operaciones de arranque y parada automáticas de electrobombas monofásicas hasta 2 Hp
2. Sustitución del sistema de agua tradicional que consiste en un interruptor de presión y en un tanque de presión.
3. Control del arranque de la electrobomba por disminución de la presión (grifos abiertos) y parada cuando se interrumpe el flujo de líquido en el nivel de presión máxima de las electrobombas (grifos cerrados).
4. Protección contra el funcionamiento en seco
5. Presión de arranque regulable durante la instalación
6. Conexiones hidráulicas 1"M estándar
7. Instalación en ambas posiciones, vertical u horizontal, en función de la dirección del flujo.
8. Placa de circuito impreso electrónico fácilmente sustituible
9. No necesita mantenimiento
10. Gracias al tanque de 0,4 l, está protegido de los arranques-paradas frecuentes, mediante una pequeña solicitud de agua, y de pérdidas en el sistema
11. Protección de la placa electrónica gracias al nuevo compartimento estanco
12. Protección frente a los golpes de ariete
13. Nuevo diseño y nuevo concepto
14. Tanque de 0,4 l incorporado
15. Manómetro incorporado
16. Parte electrónica estanca

**HIDROTANK H1**
1. Démarrage et arrêt automatique des opération des pompes électriques de phases simples jusqu'à 2 Hp
2. Remplacement du système de l'eau traditionnel installé constitué d'un interrupteur de pression et d'un réservoir de pression
3. Contrôler le démarrage de la pompe électrique après une diminution de la pression (robinets d'ouverture) et l'arrêt de l'écoulement du fluide lorsque interruption au niveau de la pression maximale des pompes électriques (robinets fermeture)
4. Protection contre manque de liquide
5. Démarrage de pression réglable lors de l'installation
6. Raccords hydrauliques 1"M standard
7. Installation en toute position, à la fois verticale et horizontale - en fonction de la direction d'écoulement.
8. Carte de circuit imprimé électronique facilement remplaçable
9. Nécessité de maintenance
10. Grâce au réservoir de 0,4., il protège de fréquents démarrages/arrêts requis par faible demande d'eau et de toutes les fuites dans le système
11. Protection de la carte électronique grâce au nouveau compartiment étanche
12. Protection contre les coups de bélier
13. Nouveau design et nouveau concept
14. Construit dans un réservoir de 0,4 l.
15. Construit dans manomètre
16. Partie électronique étanche

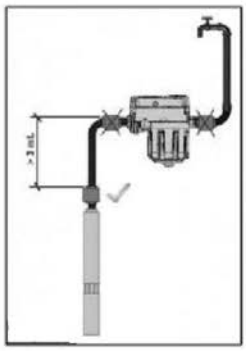


INSTALLATION WITH SUB.LE PUMPS

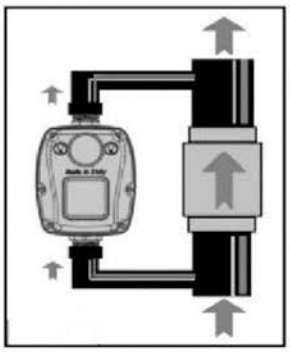

BY - PASS

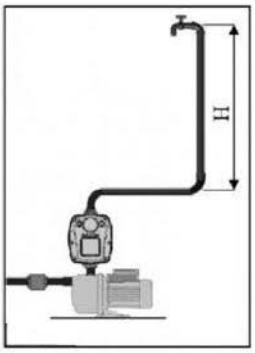


$H_{MAX}$= 35 mt

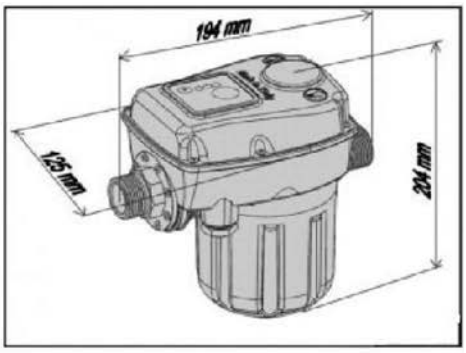


OVERALL DIMENSIONS

# EPIC VSD

| V in (±15%) | V out | I line max | I out max | P2 | Kg |
|---|---|---|---|---|---|
| 1~230 V | 3~230 V | 11 A | 7,5 A | 2,5 HP | 2,5 |

Frequenza di alimentazione rete.....48-62 Hz
Max temp. ambiente .....40°C (104°F)
Umidità max rel. ambiente installazione.....50% a 40°C (senza condensazione)
Max altitudine al carico nominale .....1000 m
PWM configurabile.....2,5; 8 KHz
**Conforme alla direttiva sulla compatibilità elettromagnetica**

Frequency.....48-62 Hz
Max ambient temperature.....40°C (104°F)
Max humidity.....50% a 40°C (without condensation)
Max altitude.....1000 m
PWM configurable.....2,5; 8 KHz
**Complies with the electromagnetic conformity directive**

Fréquence d'alimentation du réseau: .....48-62 Hz
Temp. max. environnement: .....40°C (104°F)
Humidité max rel. environnement installation.....50% à 40°C (sans condensation)
Max hauteur à la charge nominale.....1000 m
PWM configurable.....2,5; 8 KHz
**Conforme à la directive sur la compatibilité électromagnétique**

Frecuencia de alimentación de red.....48-62 Hz
Temperatura ambiente máxima.....40°C (104°F)
Humedad relativa máxima del ambiente de instalación .....50% a 40°C (sin condensación)
Máx altitud a la carga nominal .....1.000 m
PWM configurable: 2,5; 8 KHz
**En conformidad con la directiva sobre compatibilidad electromagnética**

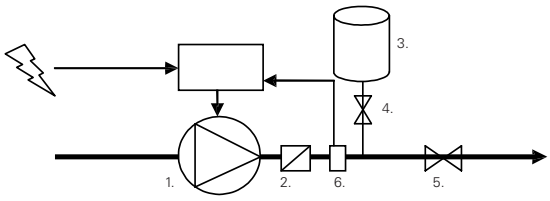


1. Pompa / Pump / Pompe / Bomba
2. Valvola di Ritegno / Non return valve / Soupape de non retour / Válvula de fundo
3. Serbatoio / Pressure tank / Vase d'expansion / Tanque de precion
4. Valvola-Rubinetto / Valve-Tap / Valve-Robinet / Válvula-Grifo
5. Valvola / Valve / Vanne / Válvula
6. Sensore di pressione / Pressure sensor / Capteur de pression / Sensor de precion

Volume sebatoio raccomandato: 10% della portata massima del sistema
Pressure tank volume suggested: 10% of the capacity of the system
Volume de réservoirs recommandée: 10% de la debit du système
Volumen de tanques recomendado: 10% de la caudal máxima del sistema

| VSD Variable Speed Drive | TYPE | fino a / up to jusqu'à / hasta P2 | |
|---|---|---|---|
| | | HP | kW |
| EPIC | CAM | 2 | 1,5 |
| | CAB | 2 | 1,5 |
| | INOX | 1,5 | 1,1 |
| | MPX | 1,2 | 0,88 |
| | MB | 2 | 1,5 |
| | CM | 1,5 | 1,1 |
| | CR | 1 | 0,74 |
| | CS 2" | 2 | 1,5 |
| | CH | 1,5 | 1,1 |
| | CB | 1,5 | 1,1 |
| | ULTRA 3 | 2,5 | 1,85 |
| | ULTRA 5 | 2,5 | 1,85 |
| | ULTRA 7 | 2,5 | 1,85 |
| | ULTRA 9 | 2,5 | 1,85 |
| | ULTRA 18 | 2,5 | 1,85 |

IPFC 109-114-306-309-311

IPFC 314-318-325-330

È un variatore di frequenza (inverter) specificamente studiato per il controllo e la protezione delle elettropompe.
Collegato con qualsiasi tipo di elettropompa regola la velocità del motore allo scopo di gestire le prestazioni dell'elettropompa in relazione alle condizioni di lavoro e alle richieste dell'impianto.
Consiste in un apparecchio elettronico compatto fornito di un microprocessore contenuto in una struttura di alluminio che garantisce compattezza, facilità d uso, leggerezza e versatilità.
**Notevoli sono i vantaggi che derivano dall'uso dell'IPFC con qualsiasi elettropompa:**
- Risparmio energetico
- Facilità d'installazione
- Protezione dai sovraccarichi
- Protezione dalla marcia a secco
- Riduzione del rumore
- Avviamento e partenza dolce
- Protezione di una seconda elettropompa senza inverter, dai sovraccarichi e dalla marcia a secco
- Modalità d installazione: direttamente sul copri ventola dell'elettropompa o a muro.

Is a frequency changer (inverter); specifically studied for the control and protection of electric pumps.
Connected to any electric pumps regulates the motor speed in order to manage the pumps performance in relation to the operating conditions and requests of the system.
Consists in compact electronic units equipped with microprocessor contained in an aluminium structure that grants compactness, cooling ease, lightness and versatility.
**Remarkable are the advantages of the use of IPFC with any pump:**
- Energy saving
- Simple Installation
- Overload protection
- Dry running protection
- Noise reduction
- Soft Start & Stop
- Protection of a second pump, without Inverter, from dry running and overload
- Installation options: directly on the motor cover of the pump or wall installation.

Convertidor estático de frecuencia, (inverter) especificamente estudiado para el control y protección de electrobombas.
Aplicado a cualquier electrobomba regula la velocidad del motor permitiendo administrar los rendimientos de la electrobomba en relacióna las condiciones de funcionamiento y solicitudes de la instalación.
Se trata de una unidad electronica compacta, dotada de microprocesor contenido en una estructura de aluminio que garantiza solidez, facilidad de enfriamiento, ligereza y versatilidad.
**Numerosas las ventajas del uso del IPFC con una electrobomba:**
- Ahorro energéftico
- Facilidad de instalación
- Protección de los motores sobrecargados
- Protección contra el funcionamiento en seco
- Reducción del ruido de funcionamiento
- Puesta en marcha y parada amortizadas
- Protección de una segunda electrobomba sin IPFC, del funcionamiento en seco y bajo esfuerzo
- Modo de instalación: directamente sobre el cubreventilador de la electrobomba o en la pared.

Convertisseur statique de fréquence (inverter) étudié exprès pour le contrôle et la protection des électropompes.
Branché à n'inporte quelle électropopmpe il règle la vitesse du moteur afin de gérer les performances de la pompe par rapport aux conditions d'exercice et aux exigences du système.
Il s'agit d' unitès é'lectroniques compactes, équipés de microprocesseur contenues dans une structure en aluminium qui garantit solidité, facilité de refroidissement, légèreté en plusieurs utilisations.
**Les avantages de l'utilisation de l'IPFC avec une électropompe sont nombreux:**
- Èconomie énergétique
- Facilité d'installation
- Protection des moteurs contre les surcharges
- Protection contre la marche à sec
- Réduction du bruit de fonctionnement
- Démarrages et arrêts doux
- Protection d'une deuxième pompe sans IPFC contre la marche à sec et les surcharges
- Modalité d'installation: directement sur le couvre-ventilateur du moterur de la pompe ou bien à paroi.

# IPFC VSD

| TYPE | IPFC 109 | IPFC 114 | IPFC 306 | IPFC 309 | IPFC 311 | IPFC 314 | IPFC 318 | IPFC 325 | IPFC 330 | IPFC 338 | IPFC 348 | IPFC 365 | IPFC 375 | IPFC 385 |
|---|---|---|---|---|---|---|---|---|---|---|---|---|---|---|
| **Input rated voltage** | 1 x 230 V ± 15% | | 3 x 400 V ± 15% | | | | | | | | | | | |
| **Output rated voltage** | 1 x 230 V<br>3 x 230 V | | 3 x 400 V | | | | | | | | | | | |
| **Output rated current** | 9 A 1~<br>7 A 3~ | 9 A 1~<br>11 A 3~ | 6 A 3~ | 9 A 3~ | 11 A 3~ | 14 A 3~ | 18 A 3~ | 25 A 3~ | 30A 3~ | 38A 3~ | 48A 3~ | 65A 3~ | 75A 3~ | 85A 3~ |
| **Output rated power** | 1,1 kW 1~<br>1,5 kW 3~ | 1,1 kW 1~<br>3 kW 3~ | 2,2 kW 3~ | 4 kW 3~ | 4 kW 3~ | 5,5 kW 3~ | 7,5 kW 3~ | 11 kW 3~ | 15 kW 3~ | 18,5 kW 3~ | 22 kW 3~ | 30 kW 3~ | 37 kW 3~ | 45 kW 3~ |
| **Max motor current** | 7,2 A 1~<br>6,3 A 3~ | 7,2 A 1~<br>9,9 A 3~ | 5,4 A 3~ | 8,1 A 3~ | 9,9 A 3~ | 12,6 A 3~ | 16,2 A 3~ | 22,5 A 3~ | 27 A 3~ | 34,2 A 3~ | 43,2 A 3~ | 58,5 A 3~ | 67,5 A 3~ | 76,5 A 3~ |
| **Input frequency** | 50 - 60 Hz | | | | | | | | | | | | | |
| **PWM frequency** | 2,5 - 4 - 6 - 8 - 10 - 12 kHz settable | | | | | | | | | | | | | |
| **Control panel** | backlight LCD with 2 x 16 characters and buzer / Bluetooth ® SMART 4,0 | | | | | | | | | | | | | |
| **Input analogical signals** | 4 x 4 - 20 mA | | | | | | | | | | | | | |
| **Input digital signals** | 2 | | | | | | | | | | | | | |
| **Comunication** | RS485 / Bluetooth SMART 4,0 | | | | | | | | | | | | | |
| **2 DOL Auxiliary pump contacts** | clean, NO, 230 V, Imax, 6 A | | | | | | | | | | | | | |
| **Cooling** | Auxiliar built-in cooling fan /mot fan | | | | | | | | | | | | | |
| **Protection degree** | IP55 (IP54 for IPFC 338 < > IPFC 385) | | | | | | | | | | | | | |
| **Assembly** | on motor fan cover with kit / hang on wall with Kit | | | | | | | | | | | | | |
| **Max ambient temperature** | 40° C | | | | | | | | | | | | | |
| **Max ambient altitude** | 1000 m slm / de-rate 2% each 100 m | | | | | | | | | | | | | |
| **Input / Output feeding cable** | 2 x PG 13,5 + 3 x PG 9 | | | | | | | | | | | | | |
| **Dimension** | 181 x 181 x 228 mm | | | | | 260 x 260 x 180 mm | | | | 410 x 680 x 260 mm | | | | |

# SPD
# SENSORE DI PRESSIONE / PRESSURE TRANSDUCER
# SENSOR DE PRESIÓN / CAPTEUR DE PRESSION

**SPD**

| TYPE | Output signal | Input voltage | Working pressure | Maximum pressure |
|---|---|---|---|---|
| **SPD** | 4… 20 mA | 9… 28 V | 0 - 25 bar | 32 bar |

# PML • PMC

**Protezione elettrica per 1 pompa monofase con protezione termica (resettabile) e condensatore di marcia**

**Electrical protection for 1 single-phase pump with thermal overload protection (resettable) and run capacitor**

**Protección eléctrica para 1 bomba monofásica con protección térmica (que se puede restablecer) y condensador de marcha**

**Protection électrique pour 1 pompe monophasée avec protection thermique (réinitialisable) et condensateur de fonctionnement**

**PML**

**PMC**

- Alimentazione 1x230V-50/60Hz
- Ingresso NA per comando avviamento
- Condensatore di marcia
- Relè termico ripristinabile esternamente
- Interruttore generale luminoso 0-1
- Involucro termoplastico IP55
- Uscite con pressacavi
- Temperatura ambiente -5/+40°C

- Power supply 1x230V-50/60Hz
- NA input for start control
- Run capacitor
- Externally resettable thermal relay
- Illuminated 0-1 main switch
- IP55 rated thermoplastic enclosure
- Outputs with cable gland
- Ambient temperature -5/+40°C

- Alimentación 1x230V-50/60Hz
- Entrada NA para mando de arranque
- Condensador de marcha
- Relé térmico de restablecimiento externo
- Interruptor general luminoso 0-1
- Envolvente termoplástico IP55
- Salidas con prensaestopas
- Temperatura ambiente -5/+40°C

- Alimentation 1x230V-50/60Hz
- Entrée NA pour commande démarrage
- Condensateur de fonctionnement Relais thermique réarmable extérieurement
- Interrupteur général lumineux 0-1
- Boîtier thermoplastique IP55
- Sorties dotées de presse-étoupes
- Température ambiante -5/+40°C

| TYPE | DUTY CORRENT (A) | CAPACITOR (µF) | POWER | |
|---|---|---|---|---|
| | | | HP | kW |
| **PML 5/16-4** | 4 | 16 | 0,5 | 0,37 |
| **PML 5/20-4** | 4 | 20 | 0,5 | 0,37 |
| **PML 7/20-6** | 6 | 20 | 0,75 | 0,55 |
| **PML 7/25-6** | 6 | 25 | 0,75 | 0,55 |
| **PML 10/30-7** | 7 | 30 | 1 | 0,75 |
| **PML 10/35-7** | 7 | 35 | 1 | 0,75 |
| **PML 15/40-10** | 10 | 40 | 1,5 | 1,1 |
| **PML 20/50-13** | 13 | 50 | 2 | 1,5 |
| **PML 20/60-13** | 13 | 60 | 2 | 1,5 |
| **PML 30/75-18** | 18 | 75 | 3 | 2,2 |
| **PML 30/80-18** | 18 | 80 | 3 | 2,2 |
| **PMC 15/35-15** | 15 | 35 | 1,5 | 1,1 |
| **PMC 20/50-18** | 18 | 50 | 2 | 1,5 |

# PMLD

**Protezione elettrica per 1 pompa monofase con protezione termica (resettabile) e doppio condensatore di marcia con disgiuntore**

**Electrical protection for 1 single-phase pump with thermal overload protection (resettable) and dual run capacitor with circuit breaker**

**Protección eléctrica para 1 bomba monofásica con protección térmica (que se puede restablecer) y doble condensador de marcha con disyuntor**

**Protection électrique pour 1 pompe monophasée avec protection thermique (réinitialisable) et condensateur de fonctionnement avec disjoncteur**

- Alimentazione 1x230V-50/60Hz
- Ingresso NA per comando avviamento
- Doppio condensatore di marcia con disgiuntore
- Relè termico ripristinabile esternamente
- Interruttore generale luminoso acceso verde
- Involucro termoplastico IP55
- Uscite con pressacavi

- Power supply 1x230V-50/60Hz
- NA input for start control
- Dual run capacitor with circuit breaker
- Externally resettable thermal relay
- Green illuminated main switch
- IP55 rated thermoplastic enclosure
- Outputs with cable gland

- Alimentación 1x230V-50/60Hz
- Entrada NA para mando de arranque
- Doble condensador de marcha con disyuntor
- Relé térmico de restablecimiento externo
- Interruptor general luminoso encendido verde
- Envolvente termoplástico IP55
- Salidas con prensaestopas

- Alimentation 1x230V-50/60Hz
- Entrée NA pour commande démarrage
- Double condensateur de fonctionnement avec disjoncteur
- Relais thermique réarmable extérieurement
- Interrupteur général lumineux allumé en vert
- Boîtier thermoplastique IP55
- Sorties dotées de presse-étoupes

| TYPE | DUTY CORRENT (A) | CAPACITOR (μF) | POWER | | CAPACITOR DISJUNCTOR |
|---|---|---|---|---|---|
| | | | HP | kW | |
| **PMLD 15-35-13** | 13 | 35 | 1,5 | 1,1 | * |
| **PMLD 20/50-15** | 15 | 50 | 2 | 1,5 | * |

# Protezione elettrica per 1 pompa trifase con protezione termica
## Electrical protection for 1 three-phase pump with thermal overload protection
## Protección eléctrica para 1 bomba trifásica con protección térmica
## Protection électrique pour 1 pompe triphasée avec protection thermique

- Alimentazione 3x400V-50/60Hz
- Pulsante di marcia/arresto
- Protezione con relè termico per sovraccarico motore o mancanza fase
- Involucro in materiale termoplastico
- Grado di protezione IP55

- Power supply 3x400V-50/60Hz
- ON/OFF switch
- Protective device with thermal relay for motor overload or phase failure
- Thermoplastic enclosure
- IP55 protection level

- Alimentación 3x400V-50/60Hz
- Pulsador de marcha/parada
- Protección con relé térmico para sobrecarga del motor o ausencia de fase
- Envolvente de material termoplástico
- Índice de protección IP55

- Alimentation 3x400V-50/60Hz
- Bouton marche/arrêt
- Protection avec relais thermique pour surtension moteur ou absence de phase
- Boîtier en matériau thermoplastique
- Indice de protection IP55

| TYPE | DUTY CORRENT (A) | POWER | |
|---|---|---|---|
| | | HP | kW |
| **PT 5/0,9-1,3** | 0,9-1,3 | 0,5 | 0,37 |
| **PT 7/1,3-2,1** | 1,3-2,1 | 0,75 | 0,55 |
| **PT 10/1,9-3** | 1,9-3 | 1 | 0,75 |
| **PT 15-20/2,9-4,5** | 2,9-4,5 | 1,5-2 | 1,1-1,5 |
| **PT 20-30-40/4,3-6,8** | 4,3-6,8 | 2-3-4 | 2,2-3 |
| **PT 40-50/5,7-9,1** | 5,7-9,1 | 4-5,5 | 3-4 |
| **PT 55-75/8,6-13,5** | 8,6-13,5 | 5,5-7,5 | 4-5,5 |
| **PT 100/12,5-16,5** | 12,5-16,5 | 10 | 7,5 |
| **PT 125-150-16-21** | 16-21 | 12,5-15 | 9,2-11 |
| **PT 200/22-29** | 22-29 | 20 | 15 |

# QSM • QSMT

## Quadro di controllo per 1 pompa monofase/trifase ad avviamento diretto
## Control board for 1 single-phase/three-phase pump with direct start-up
## Cuadro de control para 1 bomba monofásica/trifásica de arranque directo
## Tableau de bord pour 1 pompe monophasée/triphasée à démarrage direct

- Alimentazione 1x230V-50/60Hz/ 3x400V-50/60Hz
- Pulsante AUTOMATICO-0-MANUALE
- Led verde presenza/mancanza rete o errata sequenza fasi
- Led rosso allarme livello sonde
- Controllo massima/minima corrente per marcia a secco
- Uscite per allarmi cumulativi con contatti puliti
- Sezionatore blocco-porta
- Predisposizione per condensatori di marcia (non inclusi)
- Box in ABD, IP55
- Da aggiungere: condensatori 35μF + 80μF per pompe 1,5HP; 50μF + 80μF per pompe 2HP

- Power supply 1x230V-50/60Hz/ 3x400V-50/60Hz
- AUTOMATIC-0-MANUAL button
- Mains supply or incorrect phase sequence green LED
- Red probe level alarm LED
- Maximum/minimum current control for dry running
- Cumulative alarm outputs with clean contacts
- Door interlock switch disconnector
- Mounting for run capacitors (not included)
- ABS IP55 rated box
- To be added: 35μF + 80μF capacitors for 1.5 HP pumps; 50μF + 80μF capacitors for 2 HP pumps

- Alimentación 1x230V-50/60Hz/ 3x400V-50/60Hz
- Pulsador AUTOMÁTICO-0-MANUAL
- Led verde presencia/ausencia red o secuencia errónea de fases
- Led rojo de alarma nivel sondas
- Control máxima/mínima corriente para marcha en seco
- Salidas para alarmas acumulativas con contactos limpios
- Seccionador bloqueo-puerta
- Preparación para condensadores de marcha (no incluidos)
- Caja de ABD, IP55
- Para agregar: condensadores 35μF + 80μF para bombas 1,5HP; 50μF + 80μF para bombas 2HP

- Alimentation 1x230V-50/60Hz/ 3x400V-50/60Hz
- Bouton AUTOMATIQUE-0-MANUEL
- Led verte présence/absence de réseau ou séquence de phases erronée
- Led rouge alarme niveau sondes
- Contrôle courant maximal/minimal pour fonctionnement à sec
- Sorties pour alarmes cumulatives avec contacts propres
- Sectionneur avec blocage de porte
- Prédisposition pour condensateurs de fonctionnement (non inclus)
- Boîtier en ABD, IP55
- À ajouter : condensateurs 35μF + 80μF pour pompes 1,5CV; 50μF + 80μF pour pompes 2CV

| TYPE | DUTY CORRENT (A) | POWER | | CAPACITOR* (μF) |
|---|---|---|---|---|
| | | HP | kW | |
| QSM | 2-18 | 0,5 | 0,37 | 20 |
| | | 0,75 | 0,55 | 25 |
| | | 1 | 0,75 | 35 |
| | | 1,5 | 1,1 | 40 |
| | | 2 | 1,5 | 50 |
| | | 3 | 2,2 | 80 |
| QSM | 2-18 | 1,5 | 1,1 | (35 + 80)** |
| | | 2 | 1,5 | (50 + 80)** |

* Capacitor supplied separately. ** Double capacitors with disjunctor.

| TYPE | DUTY CORRENT (A) | POWER | |
|---|---|---|---|
| | | HP | kW |
| QSMT 10 | 2-16 | 0,75-10 | 0,55-7,5 |
| QSMT 15 | 16-25 | 0,75-15 | 0,55-11 |
| QSMT 20 | 16-32 | 0,75-20 | 0,55-15 |
| QSMT 30 | 32-50 | 0,75-30 | 0,55-22 |
| QSMT 40 | 32-64 | 0,75-40 | 0,55-30 |

# Quadro di avviamento stella/triangolo e controllo di 1 pompa trifase
## Three-phase pump star/delta starter and control panel
# Cuadro de arranque estrella/triángulo y control de 1 bomba trifásica
## Tableau de démarrage étoile/triangle et contrôle d'1 pompe triphasée

- Alimentazione 3x400V-50/60Hz
- Trasformatore 24V per circuito ausiliario
- Ingressi e circuiti in bassa tensione
- Led blu presenza rete
- Led verde motore attivo
- Led rosso allarme sovraccarico motore
- Teleruttori di linea stella/triangolo in AC3
- Protezioni ausiliari e motore con fusibili
- Sezionatore generale blocco-porta
- Box in ABS fino a 11kW, box metallico da 15kW

- Power supply 3x400V-50/60Hz
- 24V transformer for auxiliary circuit
- Low voltage inputs and circuits
- Blue mains supply LED
- Green motor running LED
- Red motor overload alarm LED
- Star/delta line contactors in AC3
- Auxiliary and motor protective devices with fuses
- Main door interlock switch disconnector
- ABS box up to 11kW, metal box from 15kW

- Alimentación 3x400V-50/60Hz
- Transformador 24V para circuito auxiliar
- Entradas y circuitos de baja tensión
- Led azul de presencia de red
- Led verde motor activo
- Led rojo alarma de sobrecarga del motor
- Telerruptores de línea estrella/triángulo de AC3
- Protecciones auxiliares y motor con fusibles
- Seccionador general bloqueo-puerta
- Caja de ABS hasta 11kW, caja de metal para 15kW

- Alimentation 3x400V-50/60Hz
- Transformateur 24V pour circuit auxiliaire
- Entrées et circuits basse tension
- Led bleu présence réseau
- Led verte moteur actif
- Led rouge alarme surtension moteur
- Télérupteurs de ligne étoile/triangle en AC3
- Protections auxiliaires et moteur avec fusibles
- Sectionneur général avec blocage de porte
- Boîtier en ABS jusqu'à 11kW, boîtier métallique de 15kW

| TYPE | DUTY CORRENT (A) | POWER | |
|---|---|---|---|
| | | HP | kW |
| **QST 5** | 13 | 6 | 4,5 |
| **QST 7** | 15 | 7,5 | 5,5 |
| **QST 10** | 17 | 10 | 7,5 |
| **QST 15** | 24 | 15 | 11 |
| **QST 20** | 31 | 20 | 15 |
| **QST 25** | 38 | 25 | 18,5 |
| **QST 30** | 50 | 30 | 22 |
| **QST 40** | 60 | 40 | 30 |
| **QST 50** | 75 | 50 | 37 |
| **QST 60** | 100 | 60 | 45 |
| **QST 75** | 124 | 75 | 55 |
| **QST 100** | 135 | 100 | 75 |
| **QST 125** | 155 | 125 | 92 |
| **QST 150** | 200 | 150 | 110 |
| **QST 180** | 241 | 180 | 132 |
| **QST 220** | 300 | 220 | 162 |
| **QST 300** | 410 | 300 | 220 |

# QSS

## Quadro di avviamento soft start e controllo di 1 pompa trifase
## Three-phase pump soft start starter and control panel
## Cuadro de arranque soft start y control de 1 bomba trifásica
## Tableau de démarrage soft start et contrôle d'1 pompe triphasée

- Alimentazione 3x400V-50/60Hz
- Led blu presenza rete
- Led verde motore attivo
- Led rosso allarme sovraccarico motore
- Ingresso NA per comando avviamento
- Protezioni ausiliarie motore con fusibile
- Sezionatore generale blocco porta
- Kit ventilazione forzata
- Box metallico IP54
- Temperatura ambiente -5/+40°C

- Power supply 3x400V-50/60Hz
- Blue mains supply LED
- Green motor running LED
- Red motor overload alarm LED
- NA input for start control
- Auxiliary motor protective devices with fuse
- Main door interlock switch disconnector
- Forced ventilation kit
- IP54 rated metal box
- Ambient temperature -5/+40°C

- Alimentación 3x400V-50/60Hz
- Led azul de presencia de red
- Led verde motor activo
- Led rojo alarma de sobrecarga del motor
- Entrada NA para mando de arranque
- Protecciones auxiliares para motor con fusible
- Seccionador general bloqueo-puerta
- Kit ventilación forzada
- Caja de metal IP54
- Temperatura ambiente -5/+40°C

- Alimentation 3x400V-50/60Hz
- Led bleu présence réseau
- Led verte moteur actif
- Led rouge alarme surtension moteur
- Entrée NA pour commande dé-marrage
- Protections auxiliaires moteur avec fusible
- Sectionneur général avec blocage de porte
- Kit ventilation forcée
- Boîtier métallique IP54
- Température ambiante -5/+40°C

| TYPE | DUTY CORRENT (A) | POWER | |
|---|---|---|---|
| | | HP | kW |
| **QSS 10** | 18 | 10 | 7,5 |
| **QSS 15** | 25 | 15 | 11 |
| **QSS 20** | 30 | 20 | 15 |
| **QSS 25** | 37 | 25 | 18,5 |
| **QSS 30** | 45 | 30 | 22 |
| **QSS 40** | 60 | 40 | 30 |
| **QSS 50** | 72 | 50 | 37 |
| **QSS 60** | 85 | 60 | 45 |
| **QSS 75** | 105 | 75 | 55 |
| **QSS 80** | 125 | 80 | 59 |
| **QSS 100** | 142 | 100 | 75 |
| **QSS 125** | 170 | 125 | 92 |
| **QSS 150** | 210 | 150 | 110 |
| **QSS 180** | 250 | 180 | 132 |
| **QSS 220** | 300 | 220 | 162 |
| **QSS 300** | 370 | 300 | 220 |

# Quadro di avviamento a reattanza statorica e controllo di 1 pompa trifase
## Three-phase pump stator reactance starter and control panel
## Cuadro de arranque de reactancia estatórica y control de 1 bomba trifásica
## Tableau de démarrage à réactance statorique et contrôle d'1 pompe triphasée

- Alimentazione 3x400V-50/60Hz
- Led blu presenza rete
- Led verde motore attivo
- Led rosso allarme sovraccarico motore
- Ingresso NA per comando avviamento
- Reattanza statorica 4 avviamenti/ora di cui 2 consecutivi
- Temporizzatore reattanza regolabile
- Teleruttori di linea e avviamento impedenza in AC3
- Sezionatore generale Blocco porta
- Temperatura ambiente -5/+40°C

- Power supply 3x400V-50/60Hz
- Blue mains supply LED
- Green motor running LED
- Red motor overload alarm LED
- NA input for start control
- Stator reactance with 4 starts/hour, 2 of which are consecutive
- Adjustable reactance timer
- Line and impedance starter contactors in AC3
- Main door interlock switch disconnector
- Ambient temperature -5/+40°C

- Alimentación 3x400V-50/60Hz
- Led azul de presencia de red
- Led verde motor activo
- Led rojo alarma de sobrecarga del motor
- Entrada NA para mando de arranque
- Reactancia estatórica 4 arranques/hora de los cuales 2 consecutivos
- Temporizador de reactancia regulable
- Telerruptores de línea y arranque impedancia de AC3
- Seccionador general bloqueo-puerta
- Temperatura ambiente -5/+40°C

- Alimentation 3x400V-50/60Hz
- Led bleu présence réseau
- Led verte moteur actif
- Led rouge alarme surtension moteur
- Entrée NA pour commande démarrage
- Réactance statorique 4 démarrages/heure dont 2 consécutifs
- Minuterie réactance réglable
- Télérupteurs de ligne et démarrage impédance en AC3
- Sectionneur général avec blocage de porte
- Température ambiante -5/+40°C

| TYPE | DUTY CORRENT (A) | POWER | |
|---|---|---|---|
| | | HP | kW |
| **QRS 5** | 13 | 5,5 | 4 |
| **QRS 7** | 16 | 7,5 | 5,5 |
| **QRS 10** | 20 | 10 | 7,5 |
| **QRS 15** | 29 | 15 | 11 |
| **QRS 20** | 35 | 20 | 15 |
| **QRS 25** | 52 | 25 | 18,5 |
| **QRS 30** | 63 | 30 | 22 |
| **QRS 40** | 80 | 40 | 30 |
| **QRS 50** | 90 | 50 | 37 |
| **QRS 60** | 110 | 60 | 45 |
| **QRS 75** | 135 | 75 | 55 |
| **QRS 90** | 150 | 90 | 66 |
| **QRS 100** | 175 | 100 | 75 |
| **QRS 125** | 200 | 125 | 92 |
| **QRS 150** | 235 | 150 | 110 |
| **QRS 180** | 310 | 180 | 132 |
| **QRS 220** | 360 | 220 | 162 |
| **QRS 300** | 410 | 300 | 220 |

# Q2SM • Q2SMT

**Quadro di controllo per 2 pompe monofase/ trifasi ad avviamento diretto**

**Control board for 2 single-phase/three-phase pumps with direct start-up**

**Cuadro de control para 2 bombas monofásicas/trifásicas de arranque directo**

**Tableau de bord pour 2 pompes monophasées/triphasées à démarrage direct**

- Alimentazione 1x230V-50/60Hz/ 3x400V-50/60Hz
- Pulsante AUTOMATICO-0-MANUALE
- Led verde presenza/mancanza rete o errata sequenza fasi
- Led rosso allarme livello sonde
- Controllo massima/minima corrente per marcia a secco
- Uscite per allarmi cumulativi con contatti puliti
- Sezionatore blocco-porta
- Predisposizione per condensatori di marcia (non inclusi)
- Box in ABS, IP55
- Da aggiungere: condensatori 2 x (35μF + 80μF) per 1,5HP; 2 x (50μF + 80μF) per pompe 2HP

- Power supply 1x230V-50/60Hz/ 3x400V-50/60Hz
- AUTOMATIC-0-MANUAL button
- Mains supply or incorrect phase sequence green LED
- Red probe level alarm LED
- Maximum/minimum current control for dry running
- Cumulative alarm outputs with clean contacts
- Door interlock switch disconnector
- Mounting for run capacitors (not included)
- ABS IP55 rated box
- To be added: 2 x (35μF + 80μF) capacitors for 1.5 HP; 2 x (50μF + 80μF) capacitors for 2 HP pumps

- Alimentación 1x230V-50/60Hz/ 3x400V-50/60Hz
- Pulsador AUTOMÁTICO-0-MANUAL
- Led verde presencia/ausencia red o secuencia errónea de fases
- Led rojo de alarma nivel sondas
- Control máxima/mínima corriente para marcha en seco
- Salidas para alarmas acumulativas con contactos limpios
- Seccionador bloqueo-puerta
- Preparación para condensadores de marcha (no incluidos)
- Caja de ABS, IP55
- Para agregar: condensadores 2 x (35μF + 80μF) para 1,5HP; 2 x (50μF + 80μF) para bombas 2HP

- Alimentation 1x230V-50/60Hz/ 3x400V-50/60Hz
- Bouton AUTOMATIQUE-0-MANUEL
- Led verte présence/absence de réseau ou séquence de phases erronée
- Led rouge alarme niveau sondes
- Contrôle courant maximal/minimal pour fonctionnement à sec
- Sorties pour alarmes cumulatives avec contacts propres
- Sectionneur avec blocage de porte
- Prédisposition pour condensateurs de fonctionnement (non inclus)
- Boîtier en ABS, IP55
- À ajouter : condensateurs 2 x (35μF + 80μF) pour 1,5CV ; 2 x (50μF + 80μF) pour pompes 2CV

| TYPE | DUTY CORRENT (A) | POWER | |
|---|---|---|---|
| | | HP | kW |
| **Q2SM 3** | 2-18 | 0,5 - 3 | 0,37 - 2,2 |
| **Q2SMT 10** | 2-16 | 0,75 - 10 | 0,55 - 7,5 |
| **Q2SMT 15** | 16-25 | 10 - 15 | 7,5 - 11 |
| **Q2SMT 20** | 16-32 | 10 - 20 | 7,5 - 15 |

# Quadro di avviamento stella/triangolo e controllo di 2 pompe trifasi
## 2 three-phase pumps star/delta starter and control panel
## Cuadro de arranque estrella/triángulo y control de 2 bombas trifásicas
## Tableau de démarrage à réactance statorique et contrôle d'1 pompe triphasée

- Alimentazione 3x400V-50/60Hz
- Trasformatore 24V per circuito ausiliario
- Ingressi e circuiti in bassa tensione
- Led blu presenza rete
- Led verde motore attivo
- Led rosso allarme sovraccarico motore
- Teleruttori di linea stella/triangolo in AC3
- Protezioni ausiliari e motore con fusibili
- Sezionatore generale blocco-porta
- Box metallico (tutta la gamma)

- Power supply 3x400V-50/60Hz
- 24V transformer for auxiliary circuit
- Low voltage inputs and circuits
- Blue mains supply LED
- Green motor running LED
- Red motor overload alarm LED
- Star/delta line contactors in AC3
- Auxiliary and motor protective devices with fuses
- Main door interlock switch disconnector
- Metal box (whole range)

- Alimentación 3x400V-50/60Hz
- Transformador 24V para circuito auxiliar
- Entradas y circuitos de baja tensión
- Led azul de presencia de red
- Led verde motor activo
- Led rojo alarma de sobrecarga del motor
- Telerruptores de línea estrella/triángulo de AC3
- Protecciones auxiliares y motor con fusibles
- Seccionador general bloqueo-puerta
- Caja de metal (toda la gama)

- Alimentation 3x400V-50/60Hz
- Transformateur 24V pour circuit auxiliaire
- Entrées et circuits basse tension
- Led bleu présence réseau
- Led verte moteur actif
- Led rouge alarme surtension moteur
- Télérupteurs de ligne étoile/triangle en AC3
- Protections auxiliaires et moteur avec fusibles
- Sectionneur général avec blocage de porte
- Boîtier métallique (toute la gamme)

| TYPE | DUTY CORRENT (A) | POWER | |
|---|---|---|---|
| | | HP | kW |
| **Q2ST 3** | 8,5 | 3 | 2,2 |
| **Q2ST 5** | 13 | 5,5 | 4 |
| **Q2ST 7** | 15 | 7,5 | 5,5 |
| **Q2ST 10** | 17 | 10 | 7,5 |
| **Q2ST 15** | 24 | 15 | 11 |
| **Q2ST 20** | 31 | 20 | 15 |
| **Q2ST 25** | 38 | 25 | 18,5 |
| **Q2ST 30** | 50 | 30 | 22 |
| **Q2ST 40** | 60 | 40 | 30 |
| **Q2ST 50** | 75 | 50 | 37 |
| **Q2ST 60** | 100 | 60 | 45 |
| **Q2ST 75** | 124 | 75 | 55 |
| **Q2ST 100** | 135 | 100 | 75 |
| **Q2ST 125** | 155 | 125 | 92 |
| **Q2ST 150** | 200 | 150 | 110 |
| **Q2ST 180** | 241 | 180 | 132 |
| **Q2ST 220** | 300 | 220 | 162 |
| **Q2ST 300** | 410 | 300 | 220 |

# SERBATOI / TANKS / TANQUES / RÉSERVOIR

| TYPE | DESCRIPTION |
|---|---|
| AS 24 | 24 lt. Spherical tank |
| ACV 24 | 24 lt. Horizontal tank |
| ACZ 24 | 24 lt. Horizontal tank |
| ACA 24 SS | 24 lt. Stainless steeel tank |
| AC 50 | 50 lt. Horizontal tank |
| AC 60 | 60 lt. Horizontal tank |
| AC 80 | 80 lt. Horizontal tank |
| AC 100 | 100 lt. Horizontal tank |
| AC 200 | 200 lt. Horizontal tank |
| AC 300 | 300 lt. Horizontal tank |
| AV 50 | 50 lt. Vertical tank |
| AV 60 | 60 lt. Vertical tank |
| AV 80 | 80 lt. Vertical tank |
| AV 100 | 100 lt. Vertical tank |
| AV 200 | 200 lt. Vertical tank |
| AV 300 | 300 lt. Vertical tank |
| AV 500 | 500 lt. Vertical tank |
| AV 750 | 750 lt. Vertical tank |
| AV 1000 | 1000 lt. Vertical tank |

**UTILIZZI**
Serbatoi di espansione a membrana intercambiabile; la pressione di precarica presente nel serbatoio garantisce una riserva d'acqua oltre a ridurre il numero di avviamenti della pompa collegata; membrane certificate per uso alimentare; possono essere in EPDM o butile a seconda del modello.

**CARATTERISTICHE COSTRUTTIVE**
Flange in acciaio zincato oppure in acciao inox AISI 304.
Serbatoi in acciaio al carbonio con verniciatura a polveri o in acciaio inox AISI 304.
Valvola di precarica con protezione.

**UTILIZATION**
Interchangeable membrane expansion tanks; the pre-charge pressure in the tank guarantees a water reserve but also reduces the number of startups of the connected pump; the membranes are certified for use with foodstuffs; they may be in EPDM or butyl depending on the model.

**CONSTRUCTION CHARACTERISTICS**
Flanges in galvanised steel or AISI 304 stainless steel.
Tanks in carbon steel coated with powder paint or in AISI 304 stainless steel.
Pre-charge valve with protective cover.

**UTILIZACIONES**
Tanques de expansión de membrana intercambiable; la presión de precarga presente en el tanques garantiza una reserva de agua además de reducir el número de arranques de la bomba conectada; membranas certificadas para uso alimentario; pueden ser de EPDM o butilo según el modelo.

**CARACTERÍSTICAS CONSTRUCTIVAS**
Bridas de acero galvanizado o de acero inoxidable AISI 304.
Tanques de acero al carbono con barnizado con polvos o de acero inoxidable AISI 304.
Válvula de carga mecánica con protección.

**UTILISATION**
Réservoirs d'expansion à membrane interchangeable; la pression de précharge présente dans le réservoir garantit une réserve d'eau en plus de réduire le nombre de démarrages de la pompè reliée: des membranes certifiées pour emploi alimentaire peuvent être en EPDM ou butile selon le modèle.

**CARACTÉRISTIQUES D'EXÉCUTION**
Brides en acier galvanisé ou en acier inox AISI 304.
Réservoirs en acier au carbone avec vernissage en poudres ou en acier inox AISI 304.
Soupape de précharge avec protection.

# MEMBRANE / RUBBERS / MEMBRANAS / MEMBRANE

| TYPE | DESCRIPTION |
|---|---|
| MZ 24 | EPDM rubber for ACZ 24 lt. |
| M 24 | rubber for AS 24 - ACV 24 |
| M 50 | rubber for AC 50 - AV 50 |
| M 100 | rubber for AC 100 - AV 100 |
| M 200 | rubber for AC 200 - AV 200 |
| M 300 | rubber for AC 300 - AV 300 |
| M 500 | rubber for AV 500 |
| M 750 - 2000 | rubber for AV 750 - AV 2000 |

## KIT 24 SF

AS 24 - 24 lt. Spherical tank
+ italtecnica PM/5
+ 0-6 bar pressure gauge rear connection
+ R5 5 way brass connector

## KIT 24 CL

ACV 24 - 24 lt. Horizontal tank
+ italtecnica PM/5
+ 0-6 bar pressure gauge rear connection
+ flexible hose with bend 1" x 530 x 1"
+ R5 5 way brass connector

## PRESSOSTATI / PRESSURE SWITCH
## PRESSOSTATOS / PRESSOSTAT

| TYPE | DESCRIPTION | RANGE AT RISING PRESSURE (bar) |
|---|---|---|
| **FSG 2 Square D** | 1~ | 1.4-4.6 (5.4) |
| **FYG 22 Square D** | 1~ | 2.8-7 |
| **FYG 32 Square D** | 1~ | 5.6-10.5 |
| **PP5** | 1~ / 3~ | 1-5 |
| **PP12** | 1~ / 3~ | 3-12 |

## MANOMETRI / PRESSURE GAUGES
## MANOMETROS / MANOMÉTRES

| TYPE | DESCRIPTION |
|---|---|
| **PR 6** | 0-6 bar rear connection |
| **PR 6 R** | 0-6 bar radial connection |
| **PR 12** | 0-12 bar rear connection |
| **PR 10 G** | 0-10 bar glycerine |
| **PR 12 G** | 0-12 bar glycerine |

## PRESSOFLUSSOSTATI / ELECTRONIC FLOW CONTROL
## REGULADOR DE PRESIÓN / PRESS-CONTROL

**PRESSCONTROL**

# FLESSIBILI / FLEXIBLES / FLEXIBLES / FLEXIBLES

| TYPE | DESCRIPTION |
|---|---|
| FL 530 | Flexible hose with bend 1”x530x1” |
| FL 600 | Flexible hose with bend 1”x600x1” |
| FL 700 | Flexible hose with bend 1”x700x1” |
| FL 850 | Flexible hose with bend 1”x850x1” |

# RACCORDI / CONNECTORS / CONEXIONES / RACCORDS

| TYPE | DESCRIPTION |
|---|---|
| R3 | 3 way 1” brass connector |
| R5 | 5 way 1” brass connector |

| TYPE | DESCRIPTION |
|---|---|
| R5X 1” | 5 way 1” Aisi 304 connector with built-in no return valve |
| R5X 1”1/4 | 5 way 1”1/4 Aisi 304 connector with built-in no return valve |
| R5X 1”1/2 | 5 way 1”1/2 Aisi 304 connector with built-in no return valve |

# VALVOLE / VALVES / VÁLVULAS / CLAPET DE PIED

| TYPE | DESCRIPTION |
|---|---|
| VF 1” | foot valve 1” |
| VF 1” ¼ | foot valve 1”¼ |
| VF 1”½ | foot valve 1”½ |
| VF 2” | foot valve 1”½ |
| VR1” | check valve 1” |
| VR 1”¼ | check valve 1”¼ |
| VR 1”½ | check valve 1”½ |
| VR 2” | check valve 1” |

# INTERRUTTORI A GALLEGGIANTE
# FLOAT SWITCHES WITHCONTERWEIGHT
# INTERRUPTORES DE NIVEL
# INTERRUPTEUR À FLOTTEUR

| TYPE | DESCRIPTION |
|---|---|
| GK 2 | Key 2 mt. cable length |
| GK 3 | Key 3 mt. cable length |
| GK 5 | Key 5 mt. cable length |
| GK 10 | Key 10 mt. cable length |

# GIUNZIONI PER CAVI MOTORI SOMMERSI / CABLES JOINTS FOR BOREHOLE MOTORS

## Kit GC series

**Kit giunzione cavo tipo termorestringente**
Per una giunzione eseguita a regola d'arte si consiglia l'uso del "Kit GC" il quale possiede ottimi requisiti in termini di resistenza elettrica, meccanica e all'acqua. Il kit è così composto: connettori testa-testa a crimpare in rame stagnato, termorestringenti a basso spessore per la copertura di ogni conduttore del cavo, una stri-scia di Scotch 2547, una di Scotchfil e termorestringen-te a medio spessore per la copertura della giunzione. Si consiglia la sigillatura delle due estremità con un nastro con supporto in PVC.

**Junction cable kit with heat - shrinkable tubing**
For a professionally made junction it is recommended to use the "Kit GC", it has excellent requirements in terms of electric, mechanical and water resistance. This kit is composed of: crimp wire connectors in tinplated copper, thin wall heat-shrinkable tubing to cover the conductor of the cable, a strip of Scotch 2547, one of Scotchfil and medium wall heat-shrinkable tubing to cover the junction. It is recommended to seal the two end points of the sheath with a PVC textured insulating tape.

| MODELLO MODEL | SEZIONE CAVI CABLES SECTION $mm^2$ | NUMERO CONDUTTORI CABLE NUMBER |
|---|---|---|
| **Kit GC 4/2,5** | 1/2,5 | 4 |
| **Kit GC 4/6** | 4/6 | 4 |
| **Kit GC 4/10** | 10 | 4 |
| **Kit GC 4/16** | 16 | 4 |
| **Kit GC 4/25** | 25 | 4 |
| **Kit GC 4/35** | 35 | 4 |
| **Kit GC 4/50** | 50 | 4 |
| **Kit GC 1/50** | 50 | 1 |
| **Kit GC 1/70** | 70 | 1 |
| **Kit GC 1/95** | 95 | 1 |
| **Kit GC 1/120** | 120 | 1 |
| **Kit GC 1/150** | 150 | 1 |

# SONDE DI LIVELLO / LEVEL PROBES

## Kit K3SL series

**KIT SONDE di Livello composte di 3 Elettrodi modello K3SL**
Sonda unipolare per il controllo di livello nei pozzi o nei serbatoi di accumulo.
Consta di un elettrodo in acciaio inossidabile AISI 303, di un portaelettrodo in materiale plastico (PPOX) e di un pressacavo.
Un anello di tenuta e il serraggio del pressacavo impediscono l'ingresso dell'acqua al morsetto di attacco del cavo e la conseguente ossidazione.
Temperatura massima d'impiego 60°C.

Per una perfetta tenuta, il cavo di collegamento deve avere diametro esterno compreso fra 2,5 e 6mm.
Sezione massima del cavo di collegamento 2,5$mm^2$.

**Level Probes Kit consist of 3 electrodes model K3SL**
Single pole probe used for level control in wells or storage tanks.
It made of an AISI 303 stainless steel electrode, a plastic (PPOX) holder and a cable gland.
A seal ring and the tightening of the cable gland PG7 prevent water from entering the cable terminal connector and causing its oxidation.
Cable connection: screw.
The external cable diameter must be 2.5 to 6mm/Ø0.1 to 0.24" to warrant perfect sealing.

Maximum connection cable section: 2.5$mm^2$.
Maximum operating temperature: +60°C.

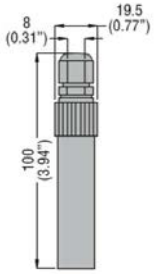

## CONDIZIONI GENERALI DI VENDITA

1) ORDINI: Qualsiasi ordinazione trasmessaci, sia a mezzo di ns/agenti che a mezzo lettera, telefono o fax, si intende definita soltanto dopo ns/regolare accettazione scritta. 2) CONSEGNA: I termini indicati per la consegna non sono impegnativi ma subordinati alle possibilità di fabbricazione o a causa di forza maggiore (agitazioni sindacali, guasti a macchinari, ritardata consegna da parte dei fornitori, situazioni generali di irreperibilità di materie prime, incendi, inondazioni od altre cause di forza maggiore). Un eventuale ritardo non può dar luogo da parte dell'acquirente ad annullamento dell'ordine né a pretesa di rifusione di danni. 3) SPEDIZIONE: La merce viaggia a rischio e pericolo del committente anche se il prezzo è stabilito franco destino. Non si risponde di alcun reclamo per mancanza di peso od avarie di viaggio essendo di ciò responsabile solo ed esclusivamente il vettore al quale il destinatario deve prontamente elevare riserva prima di ritirare la merce e di ciò dare comunicazione scritta anche al cessionario per conoscenza. Trascorsi comunque 8 giorni dalla data di ricevimento della merce non sono più ammessi reclami. 4) PREZZI: I prezzi si intendono al netto degli oneri fiscali, possono essere variati senza obbligo di preavviso. 5) RISERVA DI PROPRIETÀ: La proprietà dei beni consegnati permane al costruttore e non trapassa al cliente se non dopo l'integrale pagamento del prezzo, degli interessi e delle spese dovute. In caso di inadempienza la merce andrà, su espressa richiesta del costruttore, prontamente riconsegnata presso i depositi dal costruttore indicati in porto franco. Il costruttore si riserva comunque la facoltà di addebitare al cliente le spese sostenute per la rigenerazione e messa a nuovo del materiale reso. 6) PAGAMENTI: I pagamenti devono essere effettuati alla scadenza e nei modi convenuti alla ns/sede. Non sono riconosciuti i pagamenti effettuati ad agenti, rappresentanti od altri anche se a mezzo effetti, salvo espressa autorizzazione scritta del costruttore. In caso di pagamento dilazionato, il mancato pagamento anche di una sola rata consente al costruttore di esigere il saldo immediato del rimanente credito aumentato degli interessi maturati al tasso medio in vigore nel periodo. 7) DIVIETO DI AZIONE: Il cliente non può, per nessuna ragione, ritardare o sospendere i pagamenti dovuti a qualunque titolo, anche se fossero insorti reclami o contestazioni, nè può promuovere o proseguire azioni giudiziarie di alcun genere se prima non abbia provveduto al pagamento nei termini e nei modi pattuiti. 8) CARATTERISTICHE TECNICHE: I dati e le caratteristiche tecniche citati in tutte le pubblicazioni ufficiali del costruttore fanno riferimento a valori nominali indicativi. Per specifiche necessità e su esplicita richiesta, il costruttore può mettere a disposizione schede tecniche di prodotto più dettagliate da cui si possono altresì dedurre i criteri di accettabilità interna dei prodotti. Il costruttore si riserva il diritto di apportare qualsiasi modifica senza preavviso; pertanto pesi, misure, prestazioni e quanto altro indicato non sono vincolanti ma solo indicativi. 9) GARANZIA: Il costruttore presta le garanzie di legge. La garanzia copre ogni difetto di costruzione del solo materiale prodotto dal costruttore, essa inoltre si limita alla riparazione o sostituzione dell'elettropompa o del pezzo riconosciuti difettosi presso gli stabilimenti del costruttore o quant'altri dallo stesso autorizzati. In nessun caso comunque la garanzia implica la possibilità di richiesta di indennità e si declina ogni responsabilità per danni materiali e corporali che venissero causati dalle macchine prodotte dal costruttore, sia diretti che indiretti. La garanzia decade: - Se la macchina è stata riparata, smontata o manomessa da persone non autorizzate dal costruttore. - Se il guasto è stato provocato da errori di collegamento elettrico od idraulico, da mancata o non adeguata protezione. - Se l'impianto o l'installazione delle macchine non è stato eseguito correttamente. - Se la macchina è stata assoggettata a sovraccarichi oltre i limiti di targa. - Se i materiali sono stati guastati a seguito del contatto con liquidi abrasivi o corrosivi comunque non compatibili con i materiali impiegati nella costruzione delle pompe. - Se i materiali sono avariati a seguito del naturale logoramento. La macchina difettosa dovrà pervenire presso gli stabilimenti del costruttore in porto franco. Il costruttore si riserva l'insindacabile giudizio sulla causa del difetto e se lo stesso rientra nei casi previsti dalla garanzia. A riparazione avvenuta, la macchina sarà restituita in porto assegnato al cliente. 10) FORO COMPETENTE: Per eventuali controversie il foro competente sarà quello di Verona anche se il pagamento è convenuto a mezzo tratta. 11) RICHIAMO AD ALTRE NORME: Per quanto non espressamente stabilito nei punti precedenti, varranno le disposizioni di legge e le norme usuali e consuetudinarie del luogo in cui ha sede il costruttore e vigenti in materia.
**Il costruttore non si assume alcuna responsabilità per errori ed omissioni e si riserva il diritto di modifiche senza obbligo di preavviso.**

## GENERAL SALES CONDITIONS

1) ORDERS: Any order sent to us, whether by our representatives or by letter, telephone or fax, will be considered definite only after our regular acceptance in writing. 2) DELIVERY: The terms indicated for delivery are not binding but subject to manufacturing factors and unforeseeable circumstances (trade unions unrest, breakdown of machinery, late delivery by our suppliers, general unavailability of raw materials, fire, flood or other forces majeures). Any delay which might occur will not give rise on the part of the purchaser of the right to annul the order or to claim damages. 3) TRANSPORT: Goods travel at the customer's risk even if the price is stated as carriage free. The vendor will not be liable for the underweight goods or damage caused during transit as the carrier is exclusively liable in such cases and it is to him that the receiving party must promptly address a right informative notice in writing to this to the dealer. After 8 days have passed from receipt of the goods, no claims are in any case ammissible. 4) PRICES: The prices are to be understood as net of tax duties and may be changed without notice. 5) RIGHT OF PROPERTY: The goods property belongs to the manufacturer and it is not acquired by the customer until the complete payment is made for the goods, and for any interest and costs involved. In case of payment not honoured, goods will, on the manufacturer's express request, be promptly sent back to the stores in free port indicated by the manufacturer. In any case the manufacturer reserves the right to charge the customer with the cost of restoration and renewal of returned goods. 6) PAYMENTS: Payments must be effected at due dates and in the terms agreed at our Headquarters. Payments made to agents, representatives or others are not recognized even by bills unless there is an express written authority by the manufacturer. In case of payment by instalments the failure to pay even one instalment allows the manufacturer to require the balance immediately plus the interest accrued at the average rate in force for the period. 7) BLOCKAGE OF CLAIMS: The customer may not, for any reason, delay or suspend payments owed on any account even if claims or disputes have a risen, nor may he start or take legal action of any kind if he has not first paid by the terms and in the terms agreed. 8) TECHNICAL CHARACTERISTICS: The technical data and characteristics stated in all the manufacturer's official publications refer to indicative nominal values. For specific needs and on explicit demand, the manufacturer can provide detailed technical sheets from which the internal acceptance criteria of the product can be deduced. The manufacturer reserves the right to make any modification without prior notice. Therefore weights, dimensions, performances and any other stated issues are indicative only and not binding. 9) GUARANTEE: The manufacturer gives the guarantees provided by the Law. The guarantee covers every manufacturing defect only for the components/parts produced by the manufacturer: the Company also limits itself to the repair or replacement of the electric pump, or of the part recognized as being faulty, at the manufacturer's premises or other authorized premises. In no case however does the guarantee imply the possibility of claiming an indemnity and any liability is denied for damage to things or to the person caused by the manufacturer machines, whether directly or indirectly. The guarantee does not apply: - If the machine has been repaired, dismantled or tampered by persons not authorized by the manufacturer. - If the breakdown has been caused by errors in connecting the electrical or hydraulic systems, or by the failure to provide protection or the provision of inadequate protection. - If the setting up of the machine or its electrical or hydraulic systems has not been correctly carried out. - If the machine has been subject to loads exceeding the ones within the label specifications. - If materials have been damaged due to contact with abrasive or corrosive liquids or which are in any way incompatible with the materials used in the manufacture of the pumps. - If the materials have deteriorated due to natural wear. The defective machine must be taken to the manufacturer's premises in free port. The manufacturer reserves the indisputible right to impute the cause of the defect and to ascertain whether it falls within the warrant cases at his full expences. When the machine has been repaired it will be returned to the customer. 10) COMPETENT COURT: In case of any dispute the competent Court will be the one of Verona even if the payment is by Bill of Exchange. 11) RECOURSE TO OTHER NORMS: As regard to other matters not expressly stated in the above points, the laws, norms and commercial customs in force at the place, where the manufacturer has its premises, will be applied.
**The manufacturer assumes no responsibility for errors and omissions and reserves the right of changes without notice.**

## CONDICIONES GENERALES DE VENTA

1) PEDIDOS: Cualquier pedido transmitidonos, ya sea por medio de nuestros agentes, ya por medio de carta, teléfono o fax, se considera definitivo sólo después de nuestra regular aceptación por escrito. 2) ENTREGA: Los términos indicados para la entrega no resultan obligativos sino que están sometidos a las posibilidades de fabricación o a fuerzas mayores (movimientos sindicales, averías de las maquinárias, entrega retrasada por parte de los proveedores, condiciones generales por las que las materias primas resultan imposibles de hallar, incendios, inundaciones o otras fuerzas mayores). Un retraso eventual no puede resultar por parte del comprador en cancelación del pedido ni en pretensión de indemnización. 3) ENVIO: La mercancía viaja por cuenta y riesgo del remitente aun si su precio está fijado franco domicilio del comprador. No se responde de algún daño debido a falta de peso o a averías de viaje ya que por eso resulta responsable solamente y exclusivamente el transportista al que el destinatario debe rápidamente elevar reserva antes de retirar la mercancía y de eso dar comunicación por escrito también al cesionario. Transcurridos 8 días de la data de recepción de la mercancía no se admiten más reclamaciones. 4) PRECIOS: Los precios se entienden libres de gravámenes fiscales y pueden variarse sin previo aviso. 5) RESERVA DE PROPIEDAD: La propiedad de los bienes entregados es del fabricante y pasa al cliente sólo después del pago integral del precio, de los intereses y de los gastos debidos. En caso de incumplimiento la mercancía será, sobre expreso pedido del fabricante, rápidamente devuelta a los depósitos del fabricante indicados puerto franco. El fabricante se reserva el derecho de adeudar al cliente los gastos soportados para la regeneración y renovación del material devuelto. 6) PAGOS: Los pagos deben efectuarse al vencimiento y según las modalidades establecidas, a nuestra sede. No se reconocen pagos efectuados a agentes, representantes o otras personas aun si por medio de efectos, salvo expresa autorización del fabricante por escrito. En caso de pago dilacionado, la falta de pago aun de una rata solamente permite al fabricante de exigir el saldo inmediato del crédito residuo añadido de los intereses devengados al tipo medio en vigor en aquel período. 7) ACCION PROHIBIDA: El cliente no puede por ninguna razón retrasar o suspender los pagos debidos a cualquier título, aun si hubieran reclamaciones o contestaciones, ni puede entablar o continuar acciones judiciales de cualquier tipo si antes no haya tomado medidas para el pago dentro de los términos y según las modalidades establecidas. 8) CARACTERISTICAS TECNICAS: Los datos y las características citadas en todas las publicaciones oficiales del fabricante, se refieren a valores nominales indicativos. Para responder a específicas necesidades y bajo explicíta demanda, el fabricante dispone de fichas técnicas detalladas donde se pueden deducir los criterios de aceptación interna del producto. El fabricante se reserva el derecho de aportar cualquier modificación sin previo aviso: por lo tanto pesos, medidas, prestaciones y demás informaciones no son vinculantes sino que indicativos. 9) GARANTIA: El fabricante presta las garantías según las leyes. La garantía cubre cada defecto de fabricación sólo en el caso de material fabricado por el fabricante y se limita además a la reparación o al reemplazo de la electrobomba o de la partes consideradas defectuosas en los establecimientos del fabricante o en establecimientos autorizados por el fabricante. En ningún caso la garantía incluye la posibilidad de pedir compensación y se rehusa cada responsibilidad resultante en daños materiales y corporales que fueran causados por máquinas del fabricante, ya sea directamente, ya indirectamente. La garantía decae: - Si la máquina es objeto de reparación, desmontaje o perjuicio por parte de personal no autorizado por el fabricante. - Si el daño trae origen en errores de conexión eléctrica o hidráulica, en la falta de protección o en protección no adecuada. - Si la instalación de la máquina no se realiza correctamente. - Si la máquina está sobrecargada más allá de los límites nominales. - Si los materiales resultan dañados por contacto con líquidos abrasivos o corrosivos, de todas maneras no compatibles con los materiales empleados en la construcción de las bombas. - Si los materiales resultan dañados por causa de desgaste natural. La máquina defectuosa será enviada puerto franco a los establecimientos del fabricante. El fabricante se reserva el juicio absoluto sobre la causa del defecto y la posibilidad de que tal defecto pueda incluirse en los casos previstos en la garantía. Una vez reparada, la máquina será devuelta porte debido al cliente. 10) TRIBUNAL COMPETENTE: Para eventuales controversias será competente el tribunal de Verona aun si el pago se ha realizado por medio letra. 11) REFERENCIA A OTRAS NORMAS: Por lo que no se haya establecido en los puntos precedentes, valen las disposiciones legales y las normas usuales y habituales relativas al lugar donde se halla la sede del fabricante y vigentes en materia.
**El fabricante non se responsabiliza por errores / omisiones y se reserva el derecho de modificaciones sin previo aviso.**

## CONDITIONS GENERALES DE VENTE

1) COMMANDES: Toute commande, faite par l'intermédiaire de nos agents, par lettre, par téléphone ou encore par télécopie, doit être considérée définie seulement après acceptation écrite de notre part. 2) LIVRAISON: Les délais indiqués pour la livraison ne nous engagent pas, mais ils sont subordonnés aux possibilités de fabrication et aux cas de force majeure (agitations syndicales, dégâts aux machineries, livraison différée de la part des fournisseurs, situations générales d'impossibilité de trouver les matières premières, incendies, inondations, ou d'autres causes de force majeure). Un retard éventuel ne peut pas déterminer, de la part de l'acheteur, l'annulation de la commande ni la prétention d'un dédommagement. 3) EXPEDITION: Les marchandises voyagent au risque et péril du commettant même si le prix est établi franco destination. Nous ne répondons pas des réclamations dues à faute de poids ni à avaries de voyage, étant responsable de cela uniquement et exclusivement le transporteur au quelle destinataire doit promptement dresser une réserve avant de retirer la marchandise et communiquer cela par écrit, pour information, même au cessionnaire. Après 8 jours à calculer à partir de la date de réception des marchandises, aucune pas au clients sinon après paiement intégral du prix, des intérêts et des frais dûs. En cas de défaillance, la marchandise sera livrée de nouveau, sur demande précise du fabricant, aux dépôts indiqués par le fabricant franco de port. De toute façon le fabricant se réserve la faculté de débiter au client les frais supportés pour la régénération et la mise à neuf du matériel rendu. 6) PAIEMENTS: Les paiements doivent être effectués à l'échéance et selon les formes convenues dans notre siège. Les paiement faits à agents, représentants ou autres même si au moyen d'effets ne sont pas reconnus, sauf précise autorisation écrite de la part du fabricant. En cas de paiement échélonné, le non-paiement même d'un seul versement permet au fabricant d'exiger le solde immédiat du crédit restant augmenté des intérêts rapportés au taux moyen en vigueur dans cette période. 7) DEFENSE D'ACTION: Le client ne peut, pour aucune raison, différer ni suspendre les paiements dus à réclamation n'est acceptée. 4) PRIX: les prix s'entendent nets des charges fiscales et peuvent être variés sans que le fabricant soit obligée de donner un préavis. 5) RESERVE DE PROPRIETE: La propriété des biens livrés reste au fabricant et ne passe n'importe quel titre, même si des réclamations ou des contestations ont surgi. En outre, il ne peut ni intenter ni poursuivre aucune action en justice de n'importe quel genre, si, avant cela, il n'a pas pourvu au paiement dans les termes et les formes convenus. 8) CARACTERISTIQUES TECNIQUES: Les données et les caractéristiques techniques citées dans toutes les publications officielles du fabricant se rapportent à des valeurs nominales indicatives. Sur demande et pour des nécessités spécifiques, le fabricant peut mettre à disposition des fiches techniques des produits détaillées par lesquelles on peut dèduir aussi les critères de recevabilité technique interne des produits. Le fabricant se réserve le droit d'apporter n'importe quelle modification sans aucun préavis; par conséquent les poids, les mesures les performances et tout ce qui est indiqué ne sont pas contraignants mais simplement indicatifs. 9) GARANTIE: Le fabricant offre les garanties prévues par la loi. La garantie couvre n'importe quel défaut de fabrication exclusivement du matériel produit par le fabricant. En outre, elle s'entend dans les limites de la réparation ou substitution de l'électropompe ou de la pièce reconnue défectueuse dans les établissements du fabricant ou d'autres autorisés par le fabricant. De toute façon, la garantie ne comporte jamais la possibilité de demande d'indemnité et le fabricant décline toute responsabilité pour des dommages matériels et physiques causés directement ou indirectement par des machines produits du fabricant. La garantie cesse: - Si la machine a été réparée, démontée ou manipulée par des personnes non autorisées par le fabricant. - Si le dégât a été provoqué par des fautes de branchement électrique ou de connexion hydraulique, par l'absence de protection ou l'installation d'une protection non adéquate. - Si l'installation ou la mise en fonction des machines n'ont pas été faites de façon correcte. - Si la machine a subi des surcharges dépassant les limites de plaque; Si les matériels se sont abîmés au contact de liquides abrasifs ou corrosifs, de toute façon non compatibles avec les matériels utilisés pour la constructions des pompes. - Si les matériels sont détériorés par l'usure naturelle. La machine défectueuse devra parvenir aux établissements du fabricant en franco de port. Le fabricant se réserve le droit de jugement sans appel sur la cause du défaut et d'établir s'il rentre dans les cas prévus par la garantie. La réparation faite, la machine sera rendue au client en port dû. 10) TRIBUNAL COMPETENT: En cas de différend, le tribunal compétent sera celui de Vérone, même si le paiement est convenu par traite. 11) RAPPEL A D'AUTRES NORMES: En ce qui concerne les aspects non expressément établis aux points précédents, les dispositions de la loi et les règlements usuels et coutumiers en vigueur en matière dans le lieu où le fabricant a son siège seront appliqués.
**Le constructeur décline toute responsabilité en cas de fautes ou omissions et il se réserve le droit d'effectuer des modifications sans avis préalable.**

# NOTE / NOTES / NOTAS / NOTES

# NOTE / NOTES / NOTAS / NOTES

# NOTE / NOTES / NOTAS / NOTES

# NOTE / NOTES / NOTAS / NOTES

# NOTE / NOTES / NOTAS / NOTES

# NOTE / NOTES / NOTAS / NOTES

# NOTE / NOTES / NOTAS / NOTES

# 50Hz
## Catalogue 2022

COMPANY WITH QUALITY, ENVIRONMENT, HEALTH
AND SAFETY MANAGEMENT CERTIFIED SYSTEMS
ISO 9001: Certificate No. 50 100 3634
ISO 14001: Certificate No. 50 100 12552
ISO 45001: Certificate No. 50 100 14960

**PENTAX s.p.a.**
Viale dell'Industria, 1
37040 Veronella (VR) - Italia
Tel. +39 0442 489500 - Fax +39 0442 489510
www.pentax-pumps.it
com@pentax-pumps.it

rev. 32c_04/2022